



EUTF Monitoring and Learning System Sahel and Lake Chad

Q2 2019 REPORT

COVERING UNTIL 30 JUNE 2019

Altai Consulting for the European Union – November 2019



This project is funded by the EU



© European Union

November 2019

Unless specified otherwise, all pictures in this report are credited to Altai Consulting.

Cover photo: Niger river, Bamako, Mali

ALTAI CONSULTING

Altai Consulting provides strategy consulting and research services to private companies, governments and public institutions in developing countries.

Altai teams operate in more than 50 countries in Africa, the Middle East and Central Asia. Since its inception 15 years ago, Altai Consulting has developed a strong focus on governance and civil society related research and programme evaluations.

Contact Details:

Philibert de Mercey (Project Director): pdemercey@altaiconsulting.com

Eric Davin (Altai Partner): edavin@altaiconsulting.com

www.altaiconsulting.com

ACKNOWLEDGMENTS

This report was prepared by Eric Davin, Justine Rubira, Philibert de Mercey, Jacopo Patrini, Maxime Giraudet, Paola Hartpence, Garance Dauchy and Héloïse Voisin (Altai Consulting).

We gratefully thank project staff from the implementing partners who took the time to sit with us and comply with our reporting requirements. We are in particular indebted to:

ACF, AICS, Diakonia, Expertise France, GIZ, *Humanité & Inclusion*, IOM, LVIA, OXFAM, and Terre des Hommes in Burkina Faso; ACF, AFD, GIZ, IOM and SNV in Cameroon; ITC, IOM, GIZ, Enabel, IMVF in The Gambia; ITC, GIZ, Enabel, UNDP, UNCDF in Guinea, COGINTA, GIZ and OXFAM in Chad; AECID, Expertise France, *Humanité & Inclusion*, IOM, LVIA, LuxDev, SNV World and SOS SAHEL in Mali; Expertise France, ILO, IOM and Save the Children in Mauritania; ACTED, AFD, CISP, Civipol, FIIAPP, GIZ, HACP, IOM, Karkara, LuxDev and UNHCR in Niger; British Council, FAO, IOM, DRC, NRC, IRC, Mercy Corps, UNICEF, UNW and WFP in Nigeria; 20STM, AECID, ACTED, AFD, Civipol, Enabel, GRET, IOM, LuxDev and PPI in Senegal; and Civipol, EU-DGEAC, FIIAPP, Interpol, ITC, IOM, and UNHCR at the regional level.

We would also like to thank the EU delegations to Burkina Faso, Cameroon, Chad, The Gambia, Guinea, Mali, Mauritania, Niger, Nigeria, and Senegal, and the EUTF team in Brussels.

CONTENTS

EXECUTIVE SUMMARY	5
1. INTRODUCTION.....	7
1.1. Background	7
1.2. The EUTF SLC in Q2 2019	7
1.3. Limitations	7
2. OVERVIEW.....	8
2.1. Regional profile	8
2.2. Portfolio overview	9
2.3. Overview by indicator	11
3. ANALYSIS BY COUNTRY.....	26
3.1. New Regional programmes	26
3.2. Burkina Faso	27
3.3. Cameroon	31
3.4. Chad	35
3.5. The Gambia	40
3.6. Guinea	42
3.7. Mali	44
3.8. Mauritania	48
3.9. Niger	51
3.10. Nigeria.....	56
3.11. Senegal.....	61
4. CONCLUSIONS.....	65
5. INDEX.....	66
5.1. Tables	66
5.2. Figures	66
6. ANNEXES.....	69
6.1. Abbreviations	69
6.2. New projects in Q2 2019 report.....	71
6.3. Changes and corrections from previous reports	76

EXECUTIVE SUMMARY

This is the second quarterly report of the Monitoring and Learning System (MLS) for the Sahel and Lake Chad (SLC) window, following a first report covering results up to 31 December 2018 and a first quarterly report covering the first quarter of 2019. This report covers all the outputs achieved with EUTF funding in the window from the start of activities until end of June 2019, with a specific focus on outputs generated between 1 April 2019 and 30 June 2019.

This report includes programmes implemented in Burkina Faso, Cameroon, Chad, Guinea, The Gambia, Mali, Mauritania, Niger, Nigeria and Senegal.

Portfolio

As of July 2019, the EUTF had committed €4 billion (B), including €1.95B across 101 decisions in the Sahel and Lake Chad window. Out of a total of 284 projects contracted in the window for an amount of €1.47B, 150 *operational* projects had been contracted, for a value of €1.42B.¹

These 150 operational projects include 23 projects in their inception phase and 18 projects in early implementation, both types which therefore have no data to report yet. A total of 99 projects are sufficiently advanced in their implementation to have data to report on and ten projects are completed: together, they constitute the 109 projects the MLS can report on.

The MLS database and this report contain data on 107 projects², for a contracted amount of €1.15B.

Results by Strategic Objective

Strategic Objective 1: Greater economic and employment opportunities

In the second quarter of 2019, several significant results were achieved in the SLC window within the framework of EUTF Strategic Objective 1 (SO1). 7,533 jobs were created – this represents a 38% increase compared to the total achieved up to March 2019. Indicators 1.3 and 1.4 (IGA support and TVET training, respectively) showed remarkable growth rates of 35% and 69% respectively. Finally, in Q2 2019, 1,612 MSMEs were created and/or supported thanks to programmes' activities, bringing the total, as of June 2019, to 5,711.

Strategic Objective 2: Strengthening resilience of communities

Significant progress was achieved for SO2 indicators during the second quarter of 2019. Reported figures reveal that 131,949 additional services were delivered (indicator 2.2) across the region, most health related, with notable increases in Senegal and Chad. 291,036 individuals benefitted from nutrition assistance (indicator 2.3) and 40,016 received food-security assistance (indicator 2.4), which represents an increase of 19%, compared to the total achieved up to Q1, mostly concentrated in Nigeria and Burkina Faso. 20,766 hectares of land benefitted from improved agricultural and land management (indicator 2.6), with a major increase in Niger.

¹ Operational projects exclude, among others, projects contracted under the Research and Evidence Facility and the Technical and Cooperation Facility.

² More details on projects not included in this report are provided in the "Limitations" section.

Strategic Objective 3: Improved migration management in countries of origin, transit and destination

The most significant progress made in SO3 during the second quarter of 2019 pertained to indicator 3.3 whereby 146,956 new or potential migrants were reached by information campaigns on migration and risks linked to irregular migration, a 39% increase from the figures achieved up to March 2019. Noteworthy progress was also achieved on returns (indicator 3.4) and reintegration (indicator 3.5): 6,795 voluntary returns or humanitarian repatriations were supported, and 5,706 returnees benefitted from reintegration assistance (respectively, 20% and 9% increases from March 2019). Furthermore, 1,421 people, all of whom asylum seekers and refugees, were protected and/or assisted (indicator 3.2) in Q2, a 39% increase from March 2019.

Strategic Objective 4: Improved governance and conflict prevention

The most significant changes under Strategic Objective 4 in the second quarter of 2019 pertain to indicator 4.6 (number of laws and plans supported), which showed a 129% increase compared to data as of March 2019. Indicator 4.2 (staff from relevant organizations trained on governance and conflict prevention) also increased significantly, as discussed below. Most plans and laws reported under 4.6 were developed in Mali, where 251 documents, most of which were plans on a new National Strategy for Civil Documentation and its offshoots, were supported in Q2. 78,794 people participated in conflict prevention and peacebuilding activities (indicator 4.3) in Q2, bringing the overall number of beneficiaries for this indicator to 809,410. Most of this quarter's beneficiaries were in Chad, where 65,035 people took part in cultural peacebuilding events.

Cross-cutting indicators

During Q2 2019, EUTF-funded projects supported the creation of 136 new multi-stakeholder groups and learning mechanisms (indicator 5.1), 93 planning, monitoring and/or learning tools (indicator 5.2) and the conduct of 35 field studies, surveys and other research pieces (indicator 5.3). Of these new cross-cutting tools and studies (three indicators included), a majority focused on nutrition and employment. This marks a sharp increase of nutrition as a topic of interest for such mechanisms since Q1 2019.

1. INTRODUCTION

1.1. BACKGROUND

The European Union Emergency Trust Fund for stability and addressing root causes of irregular migration and displaced persons in Africa (EUTF for Africa or EUTF) was launched in November 2015. It is composed of three geographical 'windows': 'North Africa' (NoA), 'Horn of Africa' (HoA) and 'Sahel and Lake Chad' (SLC), which includes twelve countries: Burkina Faso, Cameroon, Chad, Côte d'Ivoire, Ghana, Guinea, Mali, Mauritania, Niger, Nigeria, Senegal, and The Gambia. Neighbouring countries are also eligible for regional programmes.

This is the second quarterly report of the Monitoring and Learning System (MLS) for the SLC window for 2019, following a first report covering results up to 31 December 2018, and a first quarterly report covering results up to 31 March 2019. This report covers all the outputs achieved through EUTF projects in the window since the start of activities until end of June 2019, with a specific focus on outputs generated between 1 April 2019 and 30 June 2019. This report includes programmes implemented in Benin, Burkina Faso, Cameroon, Chad, Côte d'Ivoire, Ghana, Guinea, Guinea-Bissau, The Gambia, Mali, Mauritania, Niger, Nigeria and Senegal.

1.2. THE EUTF SLC IN Q2 2019

As of October 2019, the EUTF had committed €4 billion (B). The Sahel and Lake Chad window is the first window in size with €1.95B committed across 101 decisions, of which 75% or €1.47B have been contracted. Out of the 284 contracts signed, 150 are operational and of interest to the MLS.¹ 127 of them – worth €1.26B – have entered their implementation phase and 109 have data to report.² This report includes 107 projects, covering a contracted amount of €1.15B.

Since the previous report, 15 projects were added to the MLS: two in Burkina Faso, one in Chad, three in Guinea, one in Mali, one in Mauritania, one in Niger, three in The Gambia and three regional projects.

Funding and implementation continue to follow the EUTF's four Strategic Objectives³ and the strategic priorities set by the EUTF Strategic Board and ratified in September 2019 i.e. i) returns and reintegration; ii) refugee management; iii) completing progress on the securitisation of documents and civil registry; iv) anti-trafficking measures; v) essential stabilisation efforts; and vi) migration dialogue.

1.3. LIMITATIONS

Four projects which previously provided data to the MLS did not provide data this quarter: The UNHCR team working on the Kallo Tchidaniwo project in Niger is currently revising their M&E system and will be able to provide data for next quarter; Promopêche ILO and PECOBAT projects in Mauritania were unable to provide data in time for this report; and DES – PPI project did not have any data to report this quarter. In addition, the PRODECO project in Chad provided partial data for Q1 and Q2 and will be able to provide data for 2018 in the next reporting period. Finally, figures provided for the IOM Joint Initiative projects cover only IOM's core activities.

¹ Projects are considered operational when they deliver outputs to beneficiaries. Administrative projects and non-operational projects (such as projects contracted under the Research and Evidence Facility and the Technical and Cooperation Facility, feasibility studies, third-party evaluations, audits, etc.) are not included in the analysis.

² This includes ten completed projects.

³ The four Strategic Objectives of the EUTF are: SO1 'Greater economic and employment opportunities'; SO2 'Strengthening resilience of communities and in particular the most vulnerable including refugees and other displaced people', SO3 'Improved migration management in countries of origin, transit and destination' and SO4 'Improved governance and conflict prevention and reduction of forced displacement and irregular migration'.

2. OVERVIEW

2.1. REGIONAL PROFILE

This section presents recent migratory and security-related dynamics in the second quarter of 2019 in the Sahel and Lake Chad region, where growing tensions are deeply affecting sub-regional dynamics within the Lake Chad Basin on one hand and in the Western part of the Sahel on the other hand.

On one hand, the situation in the Lake Chad Basin, – which includes Niger, Nigeria, Cameroon and Chad –, has been characterized by an upsurge in armed violence leading to heightened instability and vulnerability in the sub-region in the second quarter of 2019. According to OCHA, the region is grappling with a severe protection crisis: about 10 million people, – or half of the population of the sub-region –, are in need of humanitarian assistance, as the armed conflict stretches into its tenth year.¹ Additionally, 2.5 million people are now displaced, driving forced displacement to its highest level since the crisis erupted.² Hundreds of thousands of civilians have lived in displacement sites and refugee camps for years, facing deprivation, abuse and rights violations.³

The recurrent attacks on civilians, as well as the security measures that have been taken have all greatly contributed to restricting free movement in the Lake Chad Basin. As a result, farming, trade, transhumance and other livelihood-sustaining activities have been significantly impeded on, depriving millions of people of their means of survival and limiting access to basic services. Consequently, food insecurity and malnutrition remain high in the sub-region, with 3.5 million people facing food insecurity and 426,000 children suffering from severe acute malnutrition in the conflict-hit areas of Niger, Nigeria, Cameroon and Chad.⁴

In terms of violence, several localities in Chad's western Lac Region and in Niger's south-eastern Diffa Region have suffered from armed attacks. More than 18,000 people from Gueskérou and Chétimari villages in Diffa have been displaced and, as of May, there were about 249,000 displaced people in Diffa.⁵ Additionally, thousands of civilians have been newly displaced in Lac Region in Chad, including refugees from neighbouring north-east Nigeria and returnees from Niger.⁶

On the other hand, the Western Sahel – which comprises Burkina Faso, The Gambia, Ghana, Guinea, Côte d'Ivoire, Mauritania, Mali and Senegal – has been marked by an escalation of violence as well. Though traditional stress factors in the sub-region are multiple and multidimensional, the upsurge in the number of security incidents reported in Burkina Faso, Mali and Niger, especially in the border areas between the three countries, has constituted the primary source of instability in the sub-region during the second quarter of 2019.⁷ Notably, despite the deployment of Malian and MINUSMA forces, the central region of Mali continues to be subject to a combination of inter-communal conflict, criminality and attacks by armed groups.⁸ The government forces' limited ability to deploy in border areas means that many armed groups are allowed to operate freely across the Malian and Burkinabe borders.⁹ This growing insecurity is leading the sub-region to witness worsening levels of vulnerability and additional forced displacements. According to UNHCR, there were 138,519 Malian refugees in Burkina Faso, Mauritania and Niger, 8,457 Burkinabe refugees in Mali and 438,935 internally displaced persons in the entire sub-region as of end of June 2019.^{10 11}

¹ OCHA. Lake Chad Basin Crisis Update. June 2019. Retrieved [here](#).

² *Ibid.*

³ *Ibid.*

⁴ *Ibid.*

⁵ *Ibid.*

⁶ *Ibid.*

⁷ UNHCR. Regional Situation Update – Mali Situation April June 2019. Retrieved [here](#).

⁸ *Ibid.*

⁹ *Ibid.*

¹⁰ UNHCR. Regional Situation Update – Mali Situation April June 2019. Retrieved [here](#).

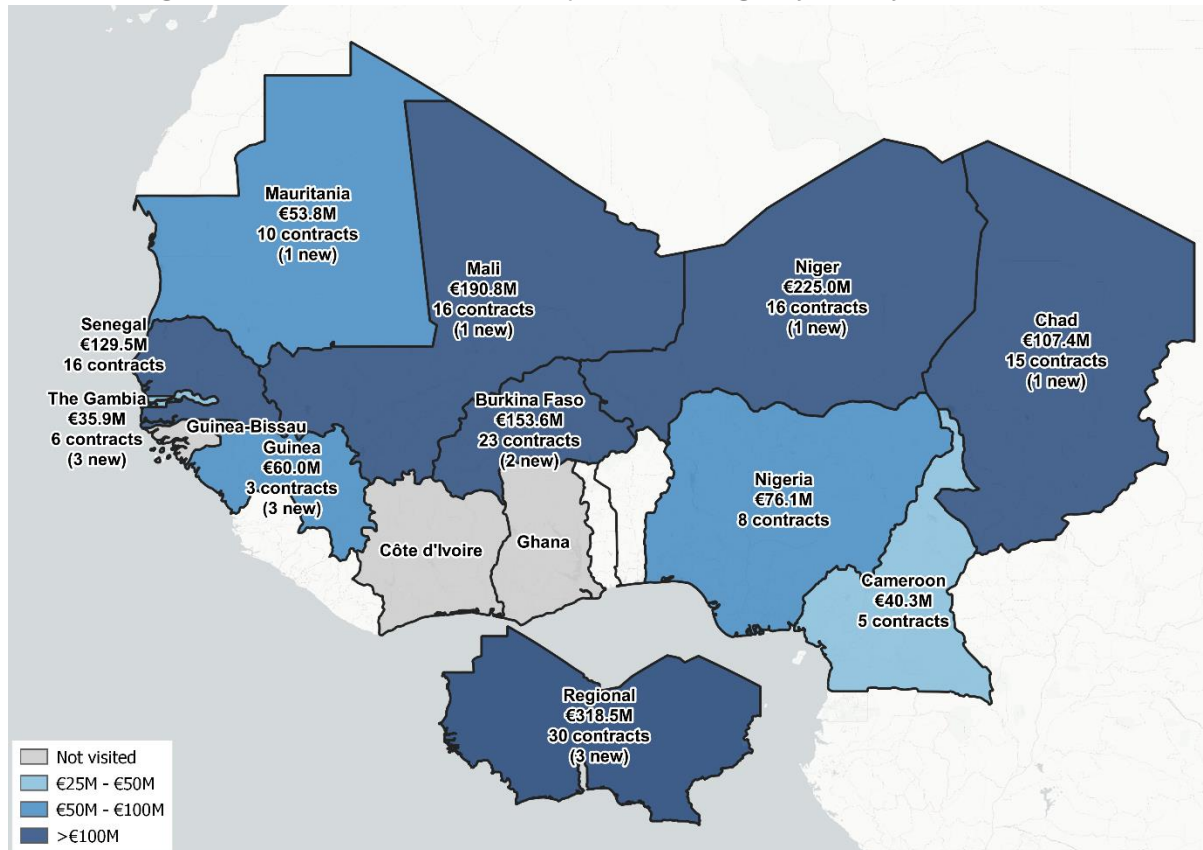
¹¹ UNHCR Mali situation, Refugees, IDPs and Returnees as of 30 June 2019. Retrieved [here](#).

2.2. PORTFOLIO OVERVIEW

2.2.1. BUDGET AND NUMBER OF CONTRACTS BY STATUS

No new decision was approved since the last report, and no new project relevant to the MLS was signed. The map below shows the amount *contracted* in each country, and where projects are newly covered by the MLS in this report (“new” projects).

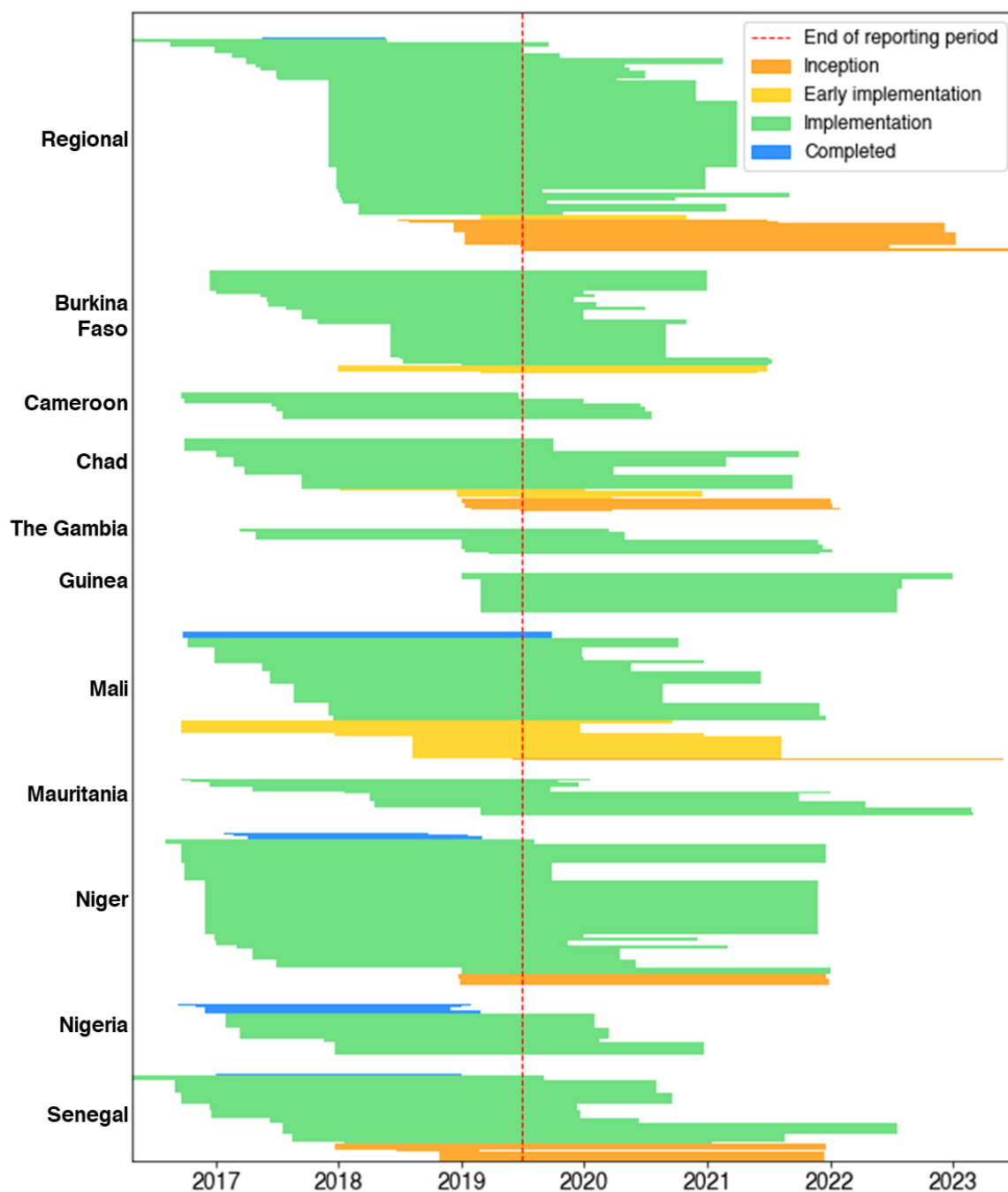
Figure 1: Breakdown of contracted operational budget by country, October 2019



2.2.2. LIST OF CONTRACTED PROJECTS

The graph below shows the 150 contracted operational projects by budget, lifespan and status of implementation. Administrative and non-operational projects are omitted. Budgets are solely EUTF contribution. The length of the bars represents the lifespan of the project and the height/width the EUTF budget per project. The colour of the bars shows the status of the project. Dates of completion are considered as per end of October 2019.

Figure 2: EUTF SLC contracted projects by budget and implementation status, October 2019



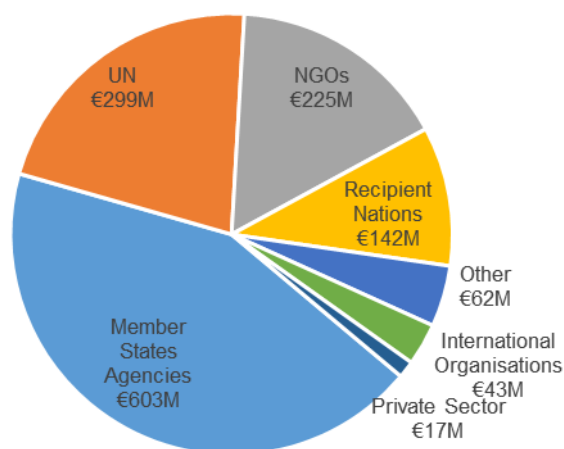
As the above chart shows, 66% of the projects were fully implementing (green bars) as of October 2019. They represent 80% of the contracted budget. 18 projects were in early implementation (yellow bars), representing 6% of the contracted budget. Most of the latter were launched in early 2019 and should soon have data to report to the MLS. 23 projects are still in their inception phase (11% of the contracted budget) and ten have been completed (3% of the budget).

2.2.3. OVERVIEW BY IMPLEMENTING PARTNER¹

Almost half of EUTF contracted projects' funds in the SLC region are managed by Member State Agencies (€602M or 43%). Among these, French agencies manage €210M worth of projects; the German agency GIZ manages €134M; Belgian Enabel manages €84M, and Spanish agencies €84M. Other member states whose agencies implement projects include Luxemburg, the Netherlands, the United Kingdom, Italy, Austria and Portugal.

United Nations (UN) agencies' share of the contracted budget represent 21% (€299M). The two main agencies, IOM and UNHCR, manage projects for contracted amounts of €195M and €63M, respectively. Other UN agencies managing projects include the FAO, ILO, UNICEF and IFAD.

Figure 3: Contracted funds by type of implementing partner, October 2019



2.3. OVERVIEW BY INDICATOR

The table below shows the aggregated values reported for 39 EUTF common output indicators to which SLC programs have contributed as of 30 June 2019. Two indicators have shown no contribution until now: 1.7 bis Financial volume (of new funding instruments) granted to individual recipients; and 4.7. Number of refugees benefitting from an out-of-camp policy.

Table 1: EUTF common output indicators for the SLC window, June 2019²

EUTF Indicator	Up to end of 2018	Q1 2019	Q2 2019	Total
1.1 Number of jobs created	16,184	3,886	7,533	27,602
1.2 Number of MSMEs created or supported	3,593	506	1,612	5,711
1.3 Number of people assisted to develop income-generating activities	70,675	25,369	33,216	129,260
1.4 Number of people benefiting from professional training (TVET) and/or skills development	21,463	8,866	20,880	51,208
1.5 Number of job placements facilitated and/or supported	1,446	329	674	2,448
1.6 Number of industrial parks and/or business infrastructure constructed, expanded or improved	14	9	10	33
1.7 Financial volume of new funding instruments for scholarships or self-employment	37,307	446,459	156,228	639,994
2.1 Number of local development plans directly supported	40	47	21	108
2.1 bis Number of social infrastructures built or rehabilitated	2,550	1,081	806	4,437
2.2 Number of basic social services delivered	504,765	140,768	131,949	777,482
2.3 Number of people receiving nutrition assistance	678,551	135,522	291,036	1,105,109

¹ In this section are referenced all the partners directly responsible vis-à-vis the EU for the implementation of EUTF contracts. Therefore, it does not reflect the real implication of each category of partners in the implementation process, for some Member States Agencies sub-delegate certain activities or tasks to specific NGOs or private companies.

² There are some differences between numbers up to March 2019 reported in this table and in the previous report. This can be explained by two factors: corrections made on mappings and / or data (detailed in the Annexes) and newly included projects that had already started implementing in 2018 and/or in Q1 2019. Results from the start of activities up to 31 December 2018. "2019-Q1" and "2019-Q2" show result respectively for the period 1 January 2019 to 31 March 2019 and 1 April 2019 to 30 June 2019.

2.4 Number of people receiving food-security related assistance	187,127	25,823	40,016	252,966
2.5 Number of local governments [...] that adopt and implement local disaster risk reduction strategies	175	21	38	234
2.6 Hectares of land benefiting from improved agricultural management	7,394	3,246	20,766	31,406
2.7 Number of people reached by information campaigns on resilience-building practices and basic rights	454,347	153,060	220,822	828,228
2.8 Number of staff [...] benefiting from capacity building to strengthen service delivery	16,551	5,607	6,093	28,251
2.9 Number of people having access to improved basic services	2,152,201	504,712	211,268	2,868,181
3.1 Number of projects by diaspora members	19	14	0	33
3.2 Number of migrants in transit, children in mobility, IDPs and refugees protected and/or assisted	2,439	1,190	1,421	5,050
3.3 Number of migrants or potential migrants reached by information campaigns on migration and risks linked to irregular migration	311,840	68,280	146,956	527,076
3.4 Number of voluntary returns or humanitarian repatriations supported	28,266	6,148	6,795	41,209
3.5 Number of returning migrants benefiting from reintegration assistance	56,565	6,474	5,706	68,745
3.6 Number of institutions and non-state actors directly strengthened through capacity building or operational support on protection and migration management	40	275	15	330
3.7 Number of individuals trained on migration management	1,243	778	274	2,295
3.8 Number of refugees and forcibly displaced persons receiving legal assistance to support their integration	1,866	186	275	2,327
3.9 Number of early warning systems on migration flows created	26	0	0	26
3.10 Number of people benefiting from legal migration and mobility programmes	11	99	71	181
3.11 Number of activities/events explicitly dedicated to raising awareness and sensitivity of public regarding migration	11,172	1,400	2,694	15,266
4.1 Number of border stations supported to strengthen border control	10	0	0	10
4.2 Number of staff [...] trained on security [...]	12,717	2,098	4,335	19,150
4.2 bis Number of institutions [...] benefiting from capacity building and operational support on security [...]	781	142	39	962
4.3 Number of people participating in conflict prevention and peace building activities	540,181	190,434	78,794	809,410
4.4 Number of victims of trafficking assisted or referred to assistance services	0	0	1	1
4.5 Number of cross-border cooperation initiatives created, launched or supported	44	20	11	75
4.6 Number of laws, strategies, policies and plans developed and/or directly supported	161	124	368	653
4.8 Number of national/regional/local networks and dialogues on migration related issues newly established or functionally enhanced	3	37	2	42
5.1 Number of multi-stakeholder groups and learning mechanisms formed and regularly gathering	211	155	136	502
5.2 Number of planning, monitoring and/or learning tools set up, implemented and/or strengthened	259	125	93	477
5.3 Number of field studies, surveys and other research conducted	98	53	35	186

2.3.1. STRATEGIC OBJECTIVE 1: GREATER ECONOMIC AND EMPLOYMENT OPPORTUNITIES

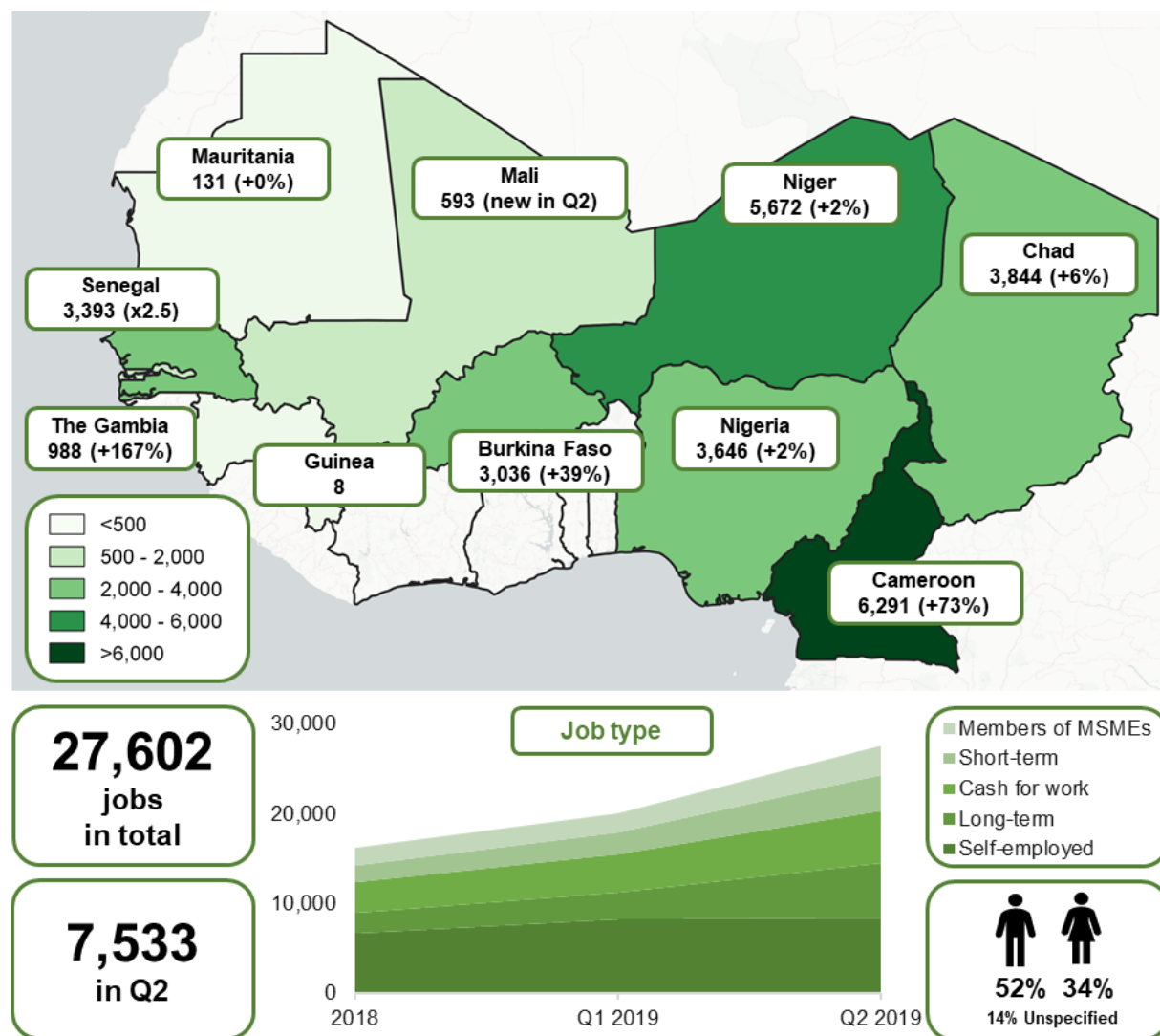
In the second quarter of 2019, several significant results were achieved in the SLC window within the framework of EUTF Strategic Objective 1 (SO1). 7,533 jobs were created – this represents a 38% increase compared to the total achieved up to March 2019. Indicators 1.3 and 1.4 (IGA support and TVET training, respectively) showed remarkable growth rates of 35% and 69% respectively. Finally, in

Q2 2019, 1,612 MSMEs were created and/or supported thanks to programmes' activities, bringing the total, as of June 2019, to 5,711.

Indicator 1.1: Number of jobs created

Overall, 27,602 jobs¹ have been created in the SLC window as of June 2019. Of these, 7,533 new jobs were added in Q2 2019 alone, representing a 38% increase compared to Q1 2019. In the second quarter of 2019, job creation was mainly due to successful IGA support (32%) and establishment of MSMEs (26%).

Figure 4: Number of jobs created (EUTF indicator 1.1), June 2019²



About a third (35%) of the jobs created by EUTF programmes in Q2 were in Cameroon, another third in Senegal (32%) and the rest (33%) split between the remaining country. The Gambia and Burkina Faso also showed considerable increases of, respectively, 167% and 39% compared to the total up to Q1 2019. Job creation has largely been due to the HIMO in Cameroon and PARERBA and DES

¹ The number of jobs created through cash for work is calculated through full-time equivalent, based on the number of days worked per person.

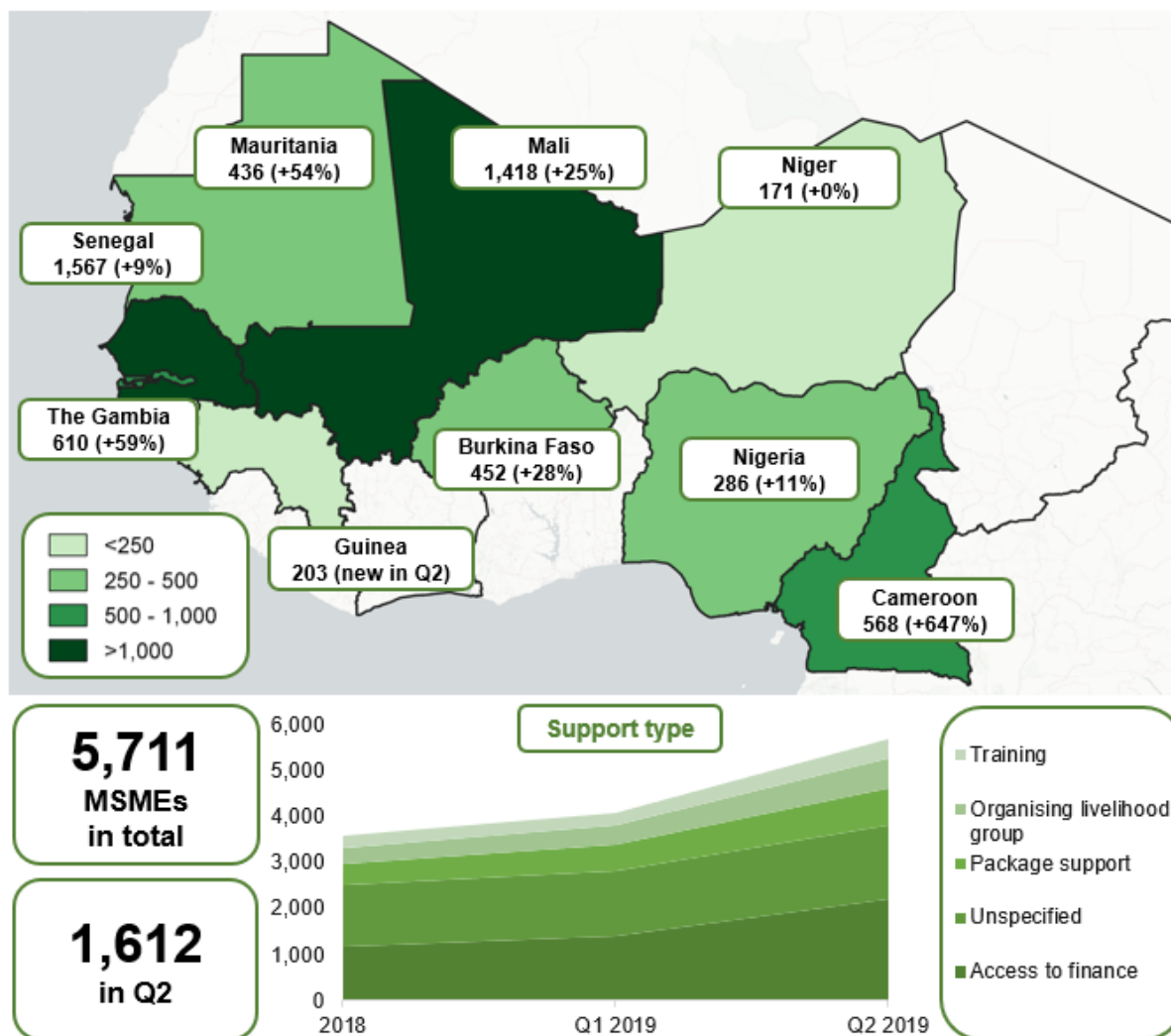
² Due to approximation total may vary ±1.

programmes in Senegal. Overall, most of the jobs created up to June 2019 were in Cameroon (6,291), Niger (5,672), followed by Chad (3,844), Nigeria (3,646), Senegal (3,393) and Burkina Faso (3,036).

Indicator 1.2: Number of MSMEs created or supported

A total of 5,711 MSMEs have been created or supported with EUTF funding in nine countries of the Sahel and Lake Chad window. Senegal and Mali, with, respectively, 1,567 and 1,418 MSMEs created or supported, have the largest number of MSMEs created and/or supported.

Figure 5: Number of MSMEs created or supported (EUTF indicator 1.2), June 2019¹

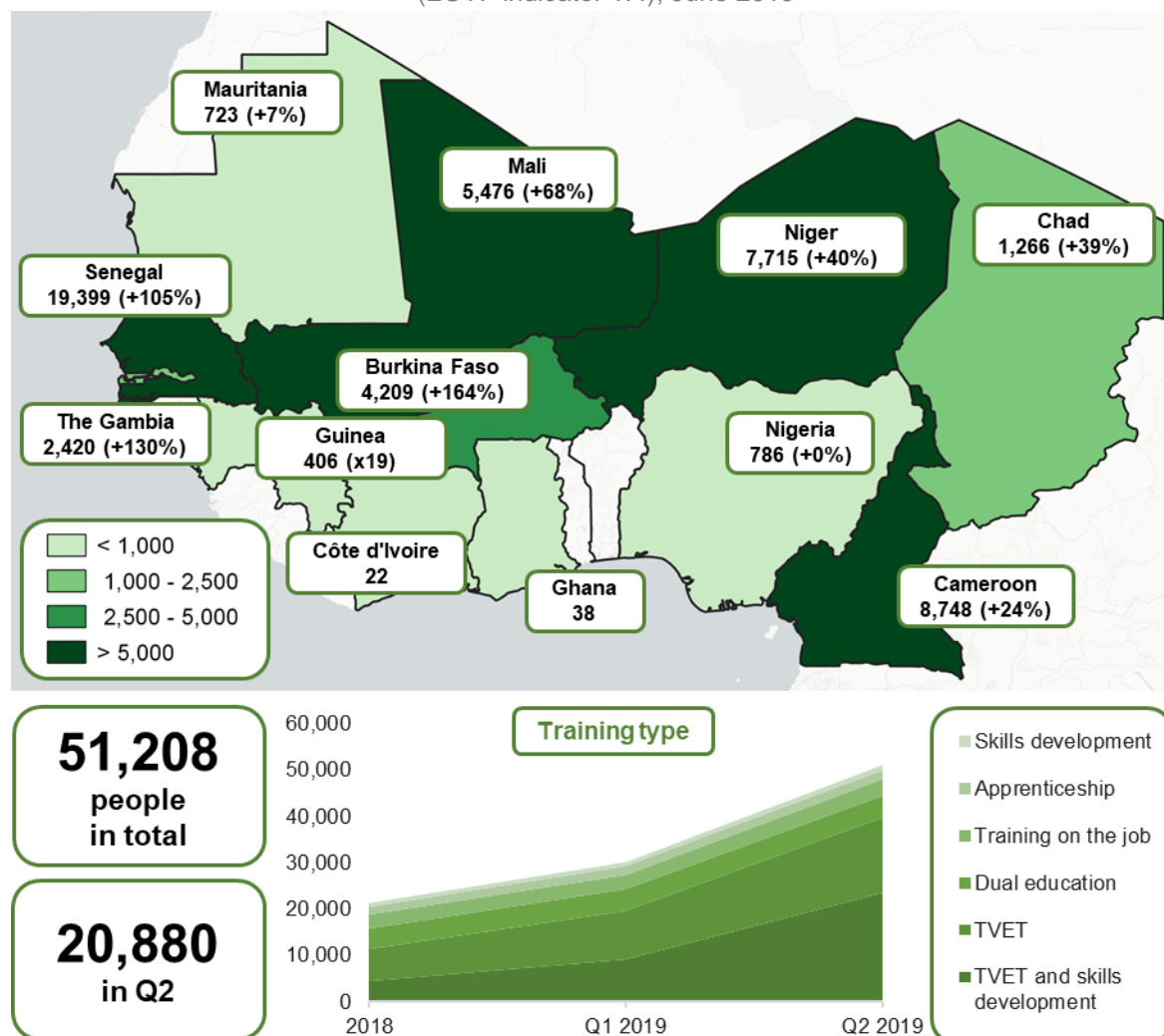


During the second quarter of 2019, 1,612 MSMEs were created or supported, a 39% increase compared to Q1 2019. Of these, 49% were supported through improved access to finance or funding, 14% with package support comprising of a number of different services, 14% through the organisation of livelihood cooperative groups and 10% through training. The largest contributors were HIMO with 490 benefitting MSMEs in Cameroon; Refugees' resilience project with 385 across Mali, Mauritania and Burkina Faso; and YEP with 226 in The Gambia.

¹ Due to approximation total may vary ±1.

Indicator 1.4. Number of people benefitting from professional training (TVET) and/or skills development

Figure 6: Number of people benefitting from professional training (TVET) and/or skills development (EUTF indicator 1.4), June 2019¹



51,208 individuals have received technical and vocational education and training (TVET) and/or skills development trainings in the SLC region up to June 2019. 20,880 new training graduates were added in Q2 2019 alone, which represents an increase of 69% in comparison to the total achieved by March 2019. Of these, 69% (14,375) graduated from TVET combined with skills development trainings. This is largely attributable to EUTF programmes in Senegal (9,948 beneficiaries) and in particular the DES - LuxDev programme, which contributed 8,894 graduates. The second most common (27%) training type in Q2 is traditional TVET. Two programmes have particularly contributed to the latter: Niger's A-FIP with 1,759 beneficiaries and The Gambia's YEP with 1,226. Overall, as of June 2019, Senegal became the largest contributor to EUTF indicator 1.4 with almost twenty thousand graduates, an increase of 105% compared to Q1.

2.3.2. STRATEGIC OBJECTIVE 2: STRENGTHENING THE RESILIENCE OF COMMUNITIES

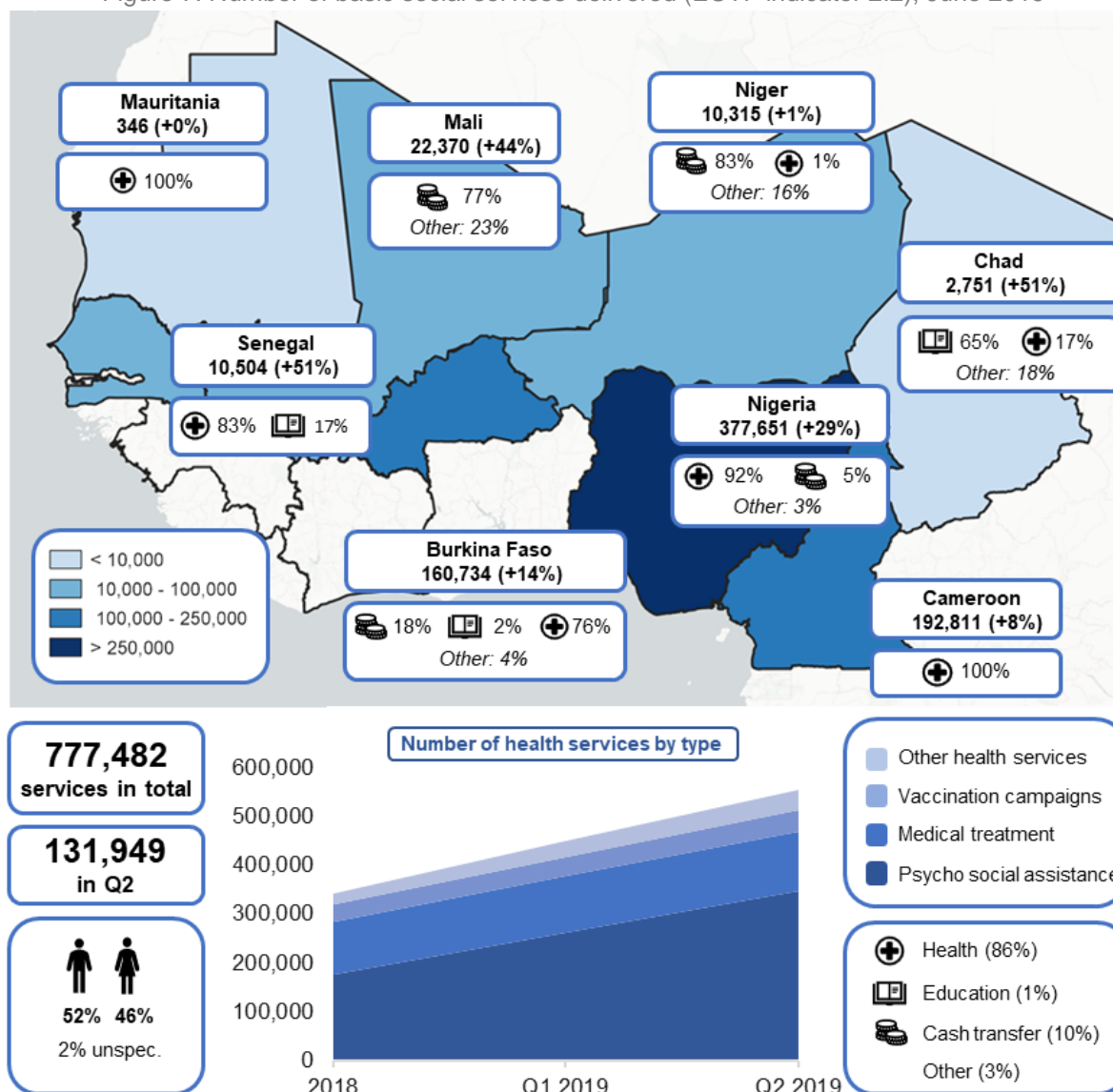
Significant progress was achieved for SO2 indicators during the second quarter of 2019. Reported figures reveal that 131,949 additional services were delivered (indicator 2.2) across the region, most

¹ Due to approximation total may vary ±1.

health related, with notable increases in Senegal and Chad. 291,036 individuals benefitted from nutrition assistance (indicator 2.3) and 40,016 received food-security assistance (indicator 2.4), which represents an increase of 19%, compared to the total achieved up to Q1, mostly concentrated in Nigeria and Burkina Faso. 20,766 hectares of land benefitted from improved agricultural and land management (indicator 2.6), with a major increase in Niger.

Indicator 2.2: Number of basic social services delivered

Figure 7: Number of basic social services delivered (EUTF indicator 2.2), June 2019¹



A total of 777,482 basic social services have been delivered by the end of June 2019, including 131,949 alone this quarter. Children (below 18 years old) represented 42% of the Q2 beneficiaries, benefiting mainly from health support, and more specifically psycho-social assistance through the PSS programme in Nigeria, which offers psychological support through child friendly spaces as well as after-school and community-led activities in the region of Borno. By the end of June 2019, Nigeria remained the main contributor to indicator 2.2, accounting for 49% of services delivered (PSS programme).

¹ Due to approximation total may vary ±1.

Burkina Faso is the second country contributing to this indicator overall (21%), thanks to the addition of a programme this quarter: Refugees' Resilience – Burkina Faso.¹ Implemented in the Burkina Faso's Sahel region, it mainly provides health and legal services to refugees and host community members.

The most significant increase, however, comes from Senegal, with 3,528 health services delivered by the Yelitaare programme in Q2 2019, compared to none in Q1; followed by Mali with 6,852 services provided by the KEY and Refugees' Resilience Mali programmes. Services provided in Mali mostly consisted in cash transfers and support to legal documentation. The type of services that made the most progress for this quarter are health services, with a 23% rise and health assistance provided to 105,302 people this quarter. Cash transfers increased by 19%, and were all delivered in Mali (55%) and Burkina Faso (45%), where they are implemented by two major resilience programmes : KEY in Mali and *Résilience Burkina* in Burkina Faso. They both target the most vulnerable households and deliver unconditional cash transfers to help meet minimal food needs and dietary diversity.

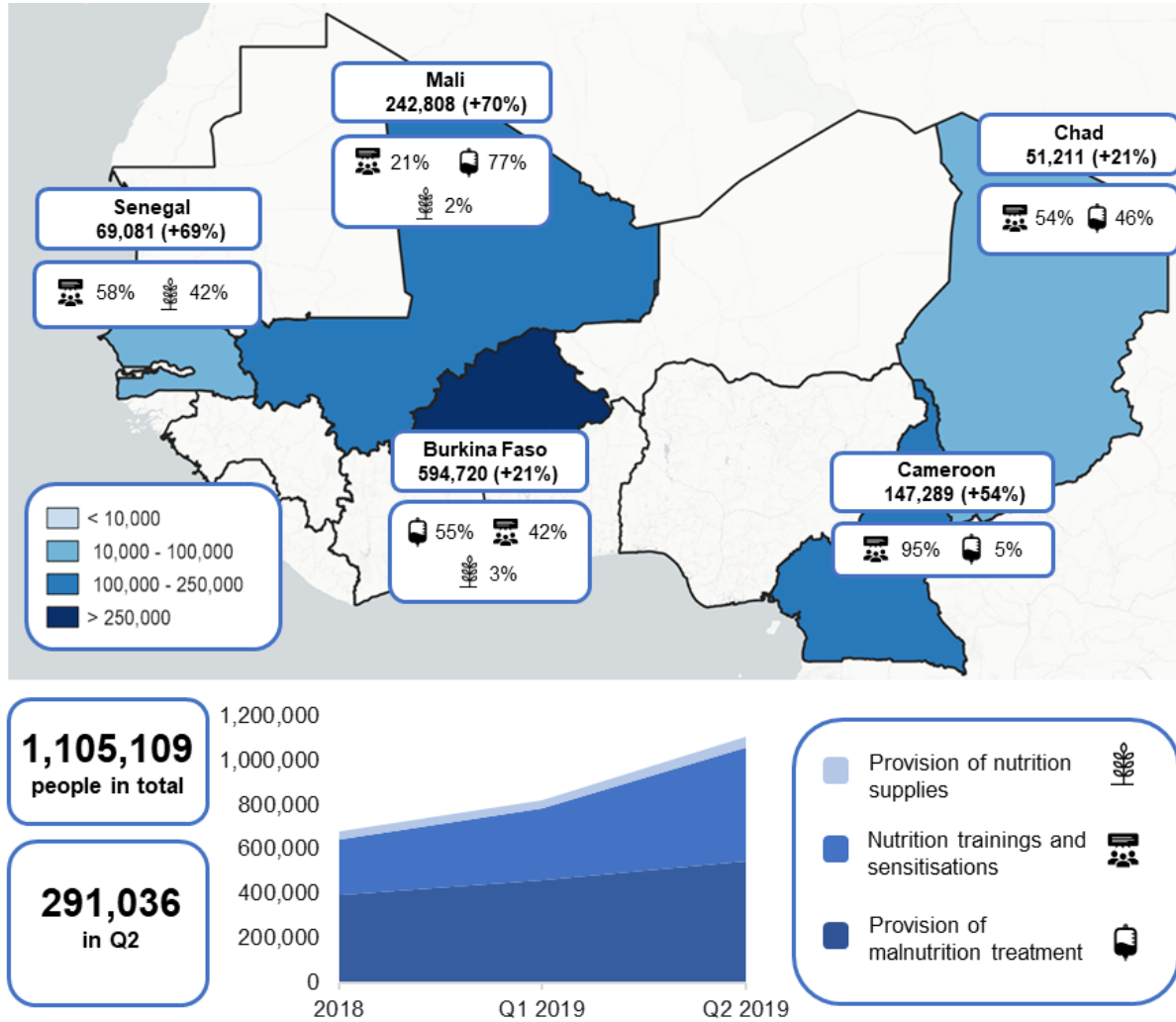
Indicator 2.3: Number of people receiving nutrition assistance

291,036 individuals benefitted from nutrition assistance in Q2 2019 in SLC, resulting in a total of 1,105,109 beneficiaries up to Q2 2019. The main contribution for Q2 comes from Burkina Faso, which accounts for 35% of the quarter's beneficiaries thanks to the *Résilience Burkina* programme, located in the Nord, Est, Sahel and Boucle du Mouhoun regions. However the largest increases were achieved in Senegal (Yellitaare, 28,229 additional beneficiaries) and Mali (KEY, 100,013 additional beneficiaries).

In Q2 2019, these programmes offered two new types of nutrition assistance: nutrition trainings and sensitisations in Mali and provision of nutrition supplies in Senegal. As in Q1, most of the delivered services are nutrition trainings and sensitisations (188,357 beneficiaries) followed by malnutrition screenings (92,830) and the provision of nutrition supplies (9,849). Trainings and sensitisation activities have made the most progress in Q2, with the highest number of beneficiaries in the Gao (Mali), Sahel (Burkina Faso), Nord (Burkina Faso) and Matam (Senegal) regions. As in previous quarters, a vast majority of beneficiaries in Q2 are women (79%) and 22% of children are under five. Women are specifically targeted by nutrition activities as the main cooks in the households as well as the persons responsible for the children. Children also benefit from nutrition assistance activities such as malnutrition screening or provision of nutrition supplies.

¹ The project started in 2017, but data for 2017, 2018, and 2019 was included in this report for the first time.

Figure 8: Number of people receiving nutrition assistance (EUTF indicator 2.3), June 2019¹



Indicator 2.4: Number of people receiving food security-related assistance

As of 30 June 2019, a total of 252,966 beneficiaries have received food security-related assistance in the Sahel and Lake Chad region. This includes 40,016 people in this quarter alone, mostly in Burkina Faso (54%) and Nigeria (30%). The largest increases were achieved in Burkina Faso (*Résilience Burkina Faso*, *Seno*, *PEV*, *Refugees' Resilience* programmes); followed by Cameroon (*Résilience Septentrion*) and Nigeria (*RRR* programme).

Two new programmes were added for Burkina Faso this quarter: *Refugees' Resilience Burkina Faso* and *Résilience Oxfam*, the latter of which accounts for 47% of the country's beneficiaries by the end of Q2.² *Résilience Oxfam's* beneficiaries, who are located in the Sahel and Nord regions, rose by 53% in the second semester as the project provided farming tools, trainings, and equipment before the rainy season and the start of the crop year in June.

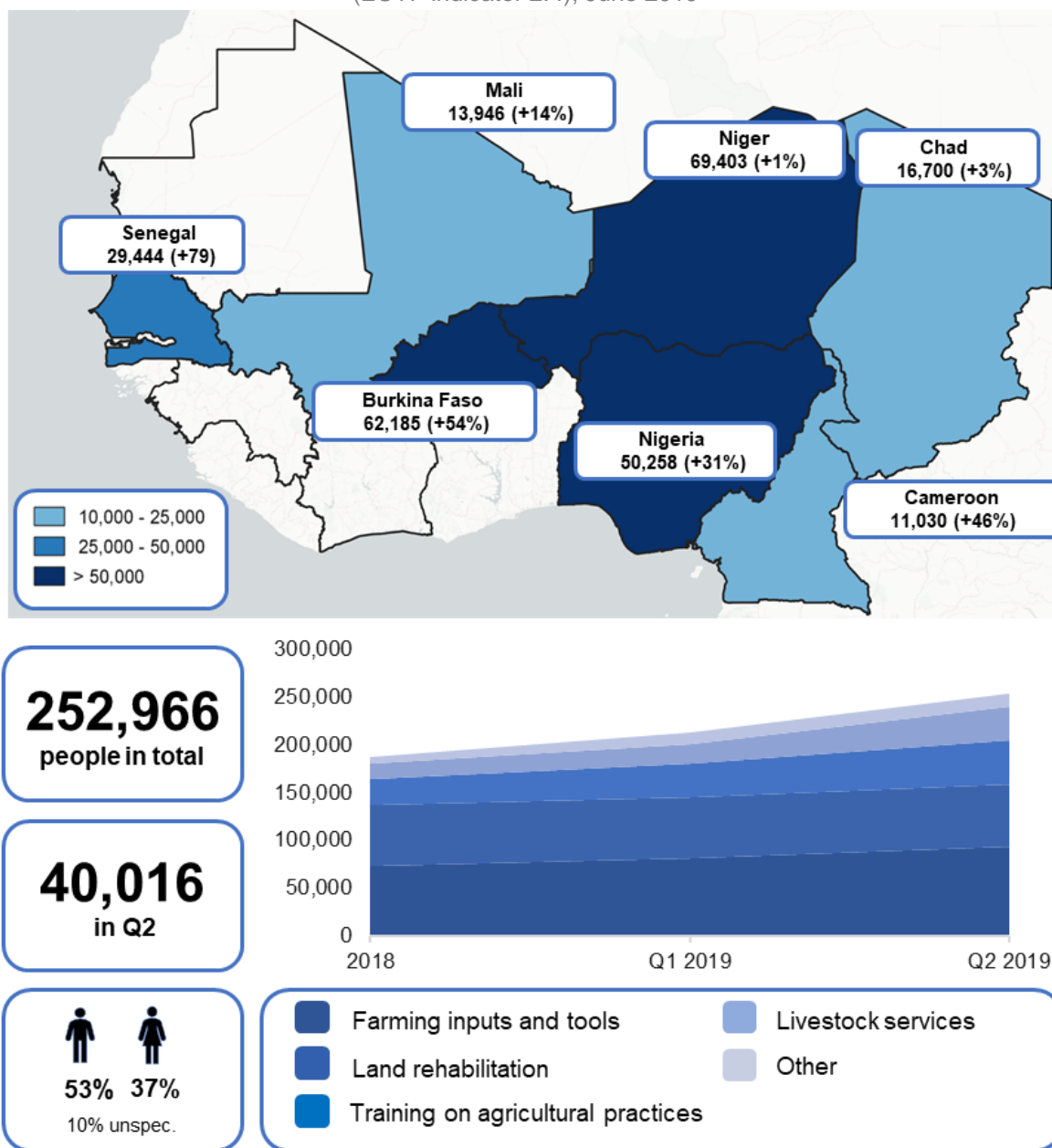
Nigeria's sole contributor for this period is the *RRR* programme, with 11,825 beneficiaries in Q2 alone, compared to 450 in Q1. 83% benefited from a livestock vaccination campaign that started this year. In line with this, livestock services have made the most progress this quarter with 9,788 beneficiaries.

¹ Due to approximation total may vary ±1.

² Both programmes started implementing activities in 2017, but *Résilience Oxfam's* data for Q1 and Q2 and *Refugee's Resilience* data for 2018, Q1, and Q2 were only now integrated in this report.

Provision of inputs and training on agricultural practices at the regional level also increased by, respectively, 15% and 31% from Q1 to Q2 2019.

Figure 9: Number of people receiving food security-related assistance (EUTF indicator 2.4), June 2019¹



2.3.3. STRATEGIC OBJECTIVE 3: IMPROVED MIGRATION MANAGEMENT IN COUNTRIES OF ORIGIN, TRANSIT AND DESTINATION

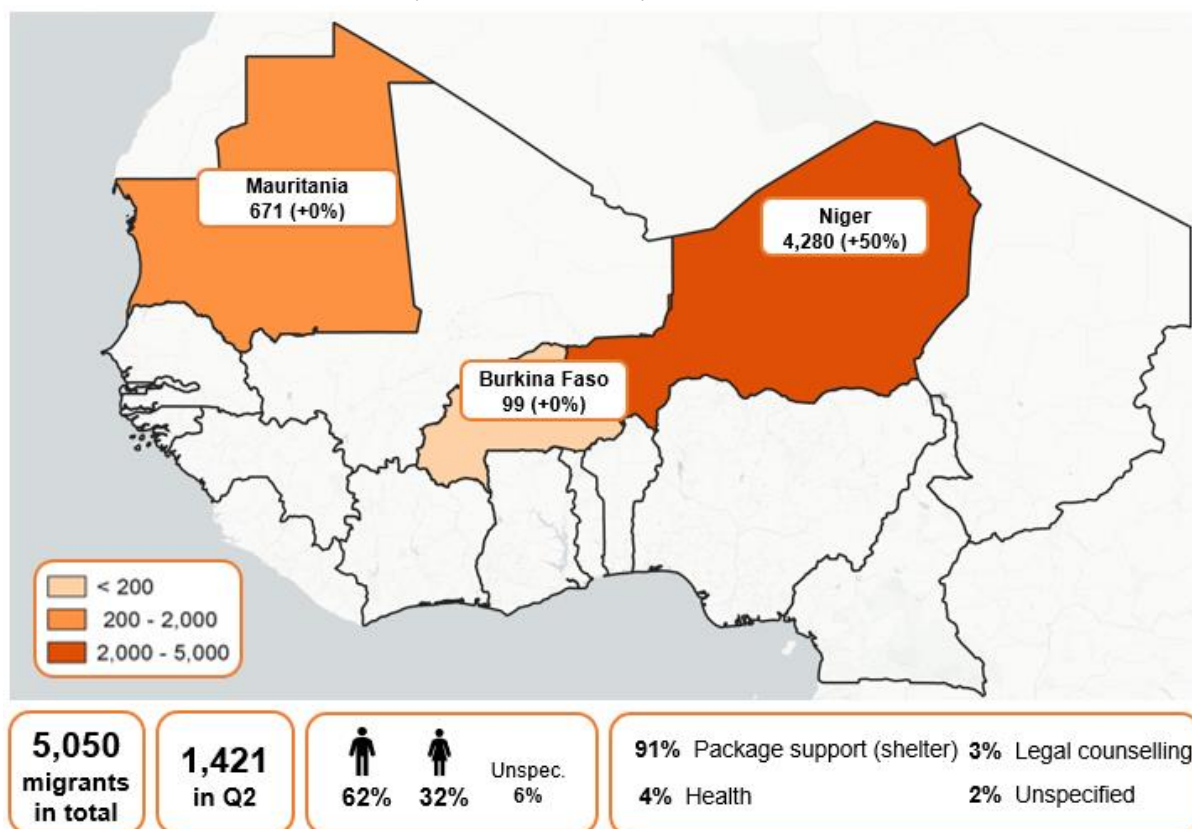
The most significant progress on SO3 during the second quarter of 2019 was made on indicator 3.3 whereby 146,956 new migrants or potential migrants were reached by information campaigns on migration and risks linked to irregular migration, a 39% increase from the figures achieved up to March 2019. Noteworthy progress was also achieved on returns (indicator 3.4) and reintegration (indicator 3.5): 6,795 voluntary returns or humanitarian repatriations were supported, and 5,706 returnees

¹ Due to approximation total may vary ±1.

benefitted from reintegration assistance (respectively 20% and 9% increases from March 2019). Furthermore, 1,421 people, all of whom asylum seekers and refugees, were protected and/or assisted (indicator 3.2), a 39% increase from March 2019.

Indicator 3.2: Number of migrants in transit, victims of human trafficking, children in the mobility, IDPs and refugees protected and/or assisted

Figure 10: Number of migrants in transit protected/assisted (EUTF indicator 3.2), June 2019¹

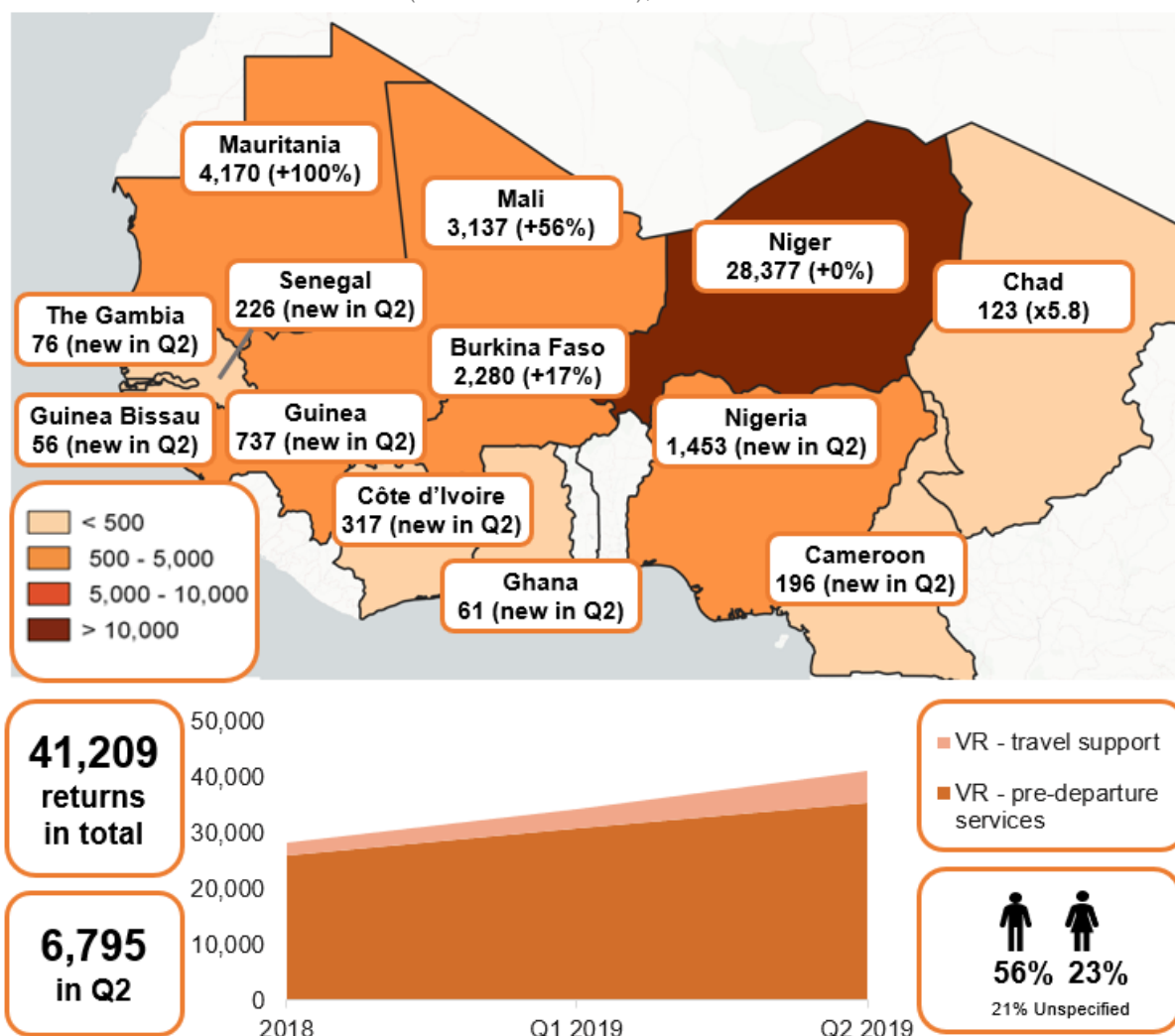


By the end of June 2019, a total of 5,050 migrants in transit had been assisted or protected, including 62% men. 1,421 new individuals were supported in Q2 2019 alone, an increase of 39% from March 2019. All the protected and/or assisted people were asylum seekers and refugees reported in Niger, where the ETM² Niamey programme has provided 1,135 evacuees from Libya with housing in ETM facilities and 260 with housing in guesthouses in Niamey. The remaining 26 people received information, counselling and legal advice. In total, the ETM Niamey programme had supported 1,421 individuals as of end of June 2019, being the sole contributor to indicator 3.2 in Q2 2019.

¹ Due to approximation total may vary ± 1 .
² Emergency Transit Mechanism (ETM)

Indicator 3.4: Number of voluntary returns or humanitarian repatriations supported

Figure 11: Number of voluntary returns or humanitarian repatriations supported (EUTF indicator 3.4), June 2019¹



In total, 41,209 migrants (56% of whom are men) had been assisted in their host country for voluntary return by the end of June 2019. 6,795 new individuals were supported in Q2 2019 alone, a 20% increase from March 2019. Most returns and repatriations were assisted from Mauritania, Nigeria and Mali. In Mauritania, UNHCR's Refugees' Resilience program assisted 2,084 refugees to voluntary return to their home country between April and June 2019. IOM's Joint Initiative Programme assisted 1,453 migrants in Nigeria and 1,132 in Mali during the same period. 66% of all the 6,795 new beneficiaries assisted during Q2 received pre-departure assistance (procurement of identity papers and travel documents) while the remaining 34% benefitted from travel support (covering the logistics and associated costs of travel to their home country, including food and accommodation). The most frequent countries of origin of migrants assisted and reported by IOM² are Nigeria (18% of all returns assisted by IOM), Mali (17%), Guinea (15%), Niger (6%), Côte d'Ivoire (6%), Cameroon (4%), Burkina Faso (2%) and Liberia (2%). 38 other nationalities account for the remaining 30%.

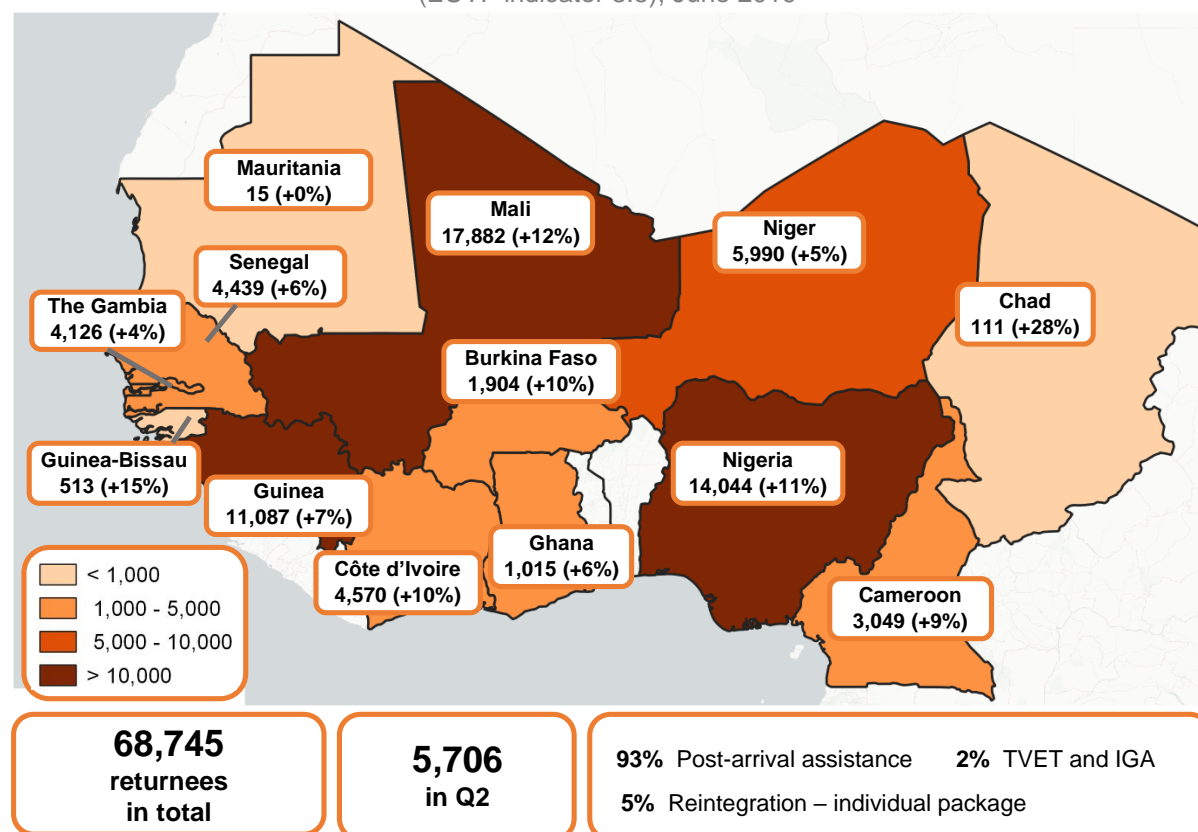
¹ Due to approximation total may vary ±1.

² IOM Results Database #14, cumulative data up until August 2019

Indicator 3.5: Number of returning migrants benefitting from reintegration assistance

By the end of June 2019, 68,745 migrants in total had benefitted from post-arrival and/or reintegration assistance. This figure includes 5,706 migrants receiving post-arrival and/or reintegration assistance in Q2 2019 alone, a 9% increase from March 2019. Mali, Nigeria and Guinea have witnessed the greatest increases in Q2, with respectively 1,897, 1,379 and 729 migrants benefitting from reintegration assistance (or 33%, 24% and 13% of all beneficiaries of reintegration assistance for Q2 2019). IOM, through its Joint Initiative, supported 4,997 returnees across the whole SLC region with post-arrival assistance in Q2 alone. Other programs, notably *Développer l'emploi au Sénégal*, YEP, EJOM, Refugees' resilience and Make it in The Gambia supported returnees in Senegal, The Gambia and Mali with individual reintegration packages, TVET, support to IGA and training.

Figure 12: Number of returning migrants benefitting from reintegration assistance (EUTF indicator 3.5), June 2019¹



2.3.4. STRATEGIC OBJECTIVE 4: IMPROVED GOVERNANCE AND CONFLICT PREVENTION AND REDUCTION OF FORCED DISPLACEMENT AND IRREGULAR MIGRATION

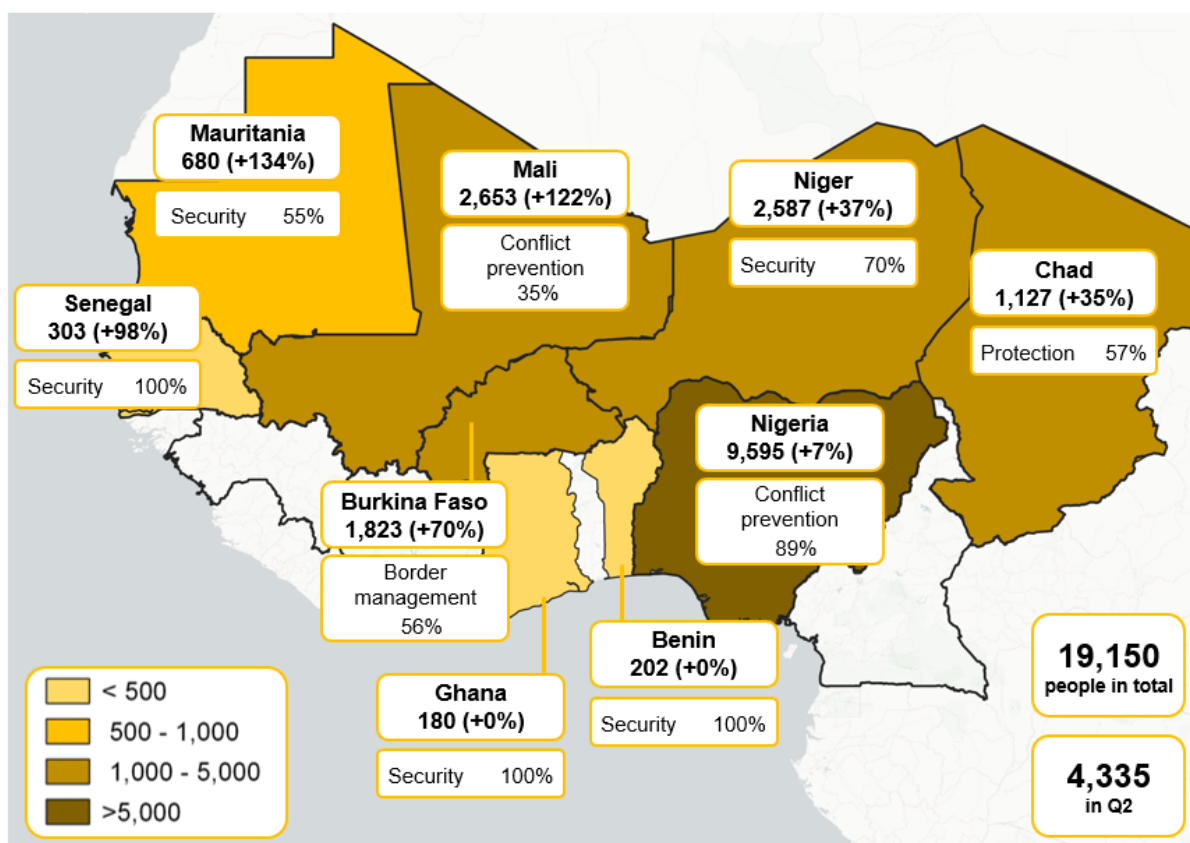
The most significant changes under Strategic Objective 4 in the second quarter of 2019 pertain to indicator 4.6 (number of laws and plans supported), which showed a 129% increase compared to data as of March 2019. Indicator 4.2 (staff from relevant organizations trained on governance and conflict prevention) also increased significantly, as discussed below. Most plans and laws reported under 4.6 were developed in Mali, where 251 documents, most of which were plans on a new National Strategy for Civil Documentation and its offshoots, were supported in Q2. 78,794 people participated in conflict prevention and peacebuilding activities (indicator 4.3) in Q2, bringing the overall number of beneficiaries

¹ Due to approximation total may vary ±1.

for this indicator to 809,410. Most of this quarter's beneficiaries were in Chad, where 65,035 people took part in cultural peacebuilding events.

Indicator 4.2: Number of staff from relevant organisations trained on governance and conflict prevention

Figure 13: Number of staff from relevant organisations trained on governance and conflict prevention (EUTF indicator 4.2), June 2019¹

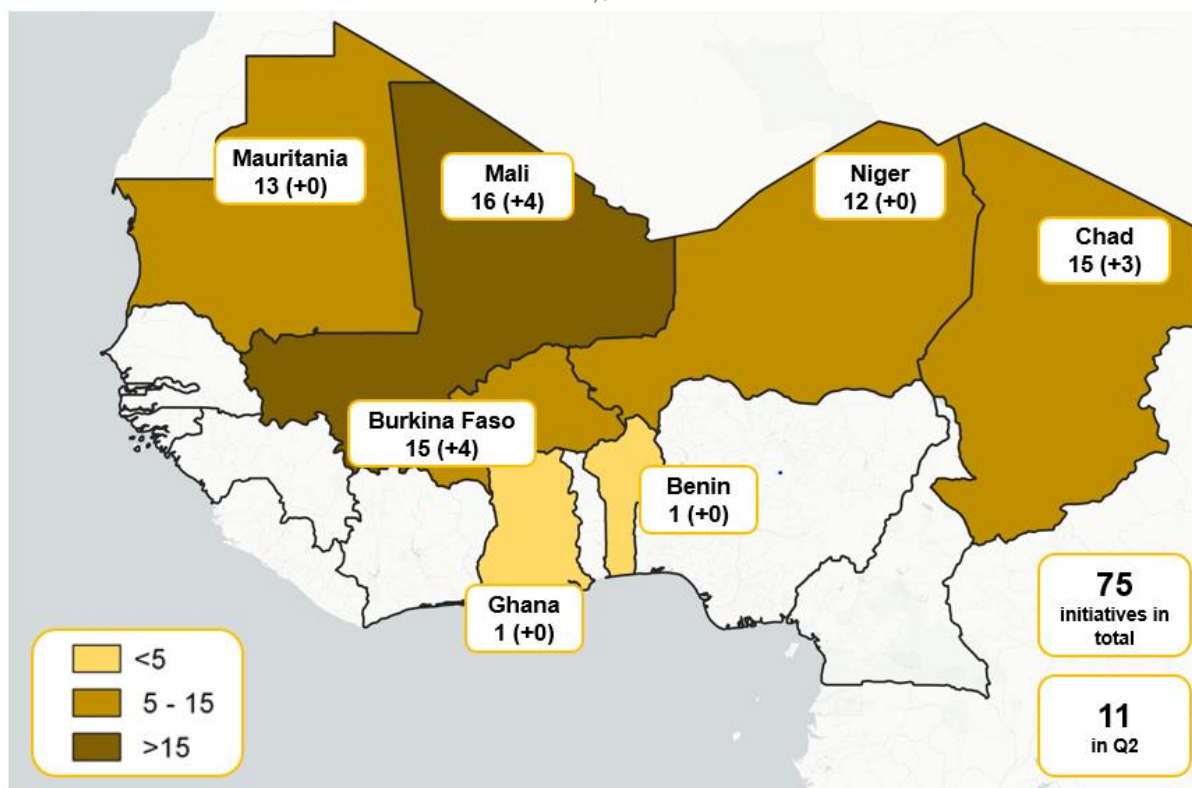


4,335 staff from relevant organisations were trained on governance and conflict prevention in Q2 2019, an increase of 29% compared to the previous quarter. Most of the new trainees were in Mali (1,458 people), where 966 staff from local civilian institutions were trained by the RELAC II programme in the Gao and Timbuktu regions. Relatively to other countries, the most important increase occurred in Mauritania (389 people, an increase of 134%), where mainly regional programmes provided training and equipment to 250 youth members of NGOs and 132 members of the GAR-SI unit. Regional programmes account for 4,077 supported staff, and 1,995 in Q2 alone. Regional programmes account for 63% of security trainings. Other training topics were mainly handled at the national level.

¹ Due to approximation total may vary ±1.

Indicator 4.5: Number of cross-border cooperation initiatives created, launched or supported

Figure 14: Number of cross-border cooperation initiatives created, launched or supported (EUTF indicator 4.5), June 2019¹²



Overall, 75 cross-border cooperation initiatives have been supported by EUTF-funded projects, including 11 in Q2 2019 alone. Most initiatives (all but four) are concentrated on the G5 Sahel countries. 72 of the initiatives were supported by regional EUTF programmes, but only two such initiatives are set and managed at the regional level, all others being adapted at the national scope. 80% of all initiatives relate to conflict prevention and peacebuilding, and were set up by the two *La Voix des Jeunes* programmes. 51% of the initiatives were put in place for and with community representatives, while 5% affect local civilian institutions. National security forces are included in 15% of the initiatives created, through digitisation of police data by the WAPIS programme and *Plateformes Communes en Matière de Sécurité* (PCMS) platforms for exchange of intelligence supported by the PAGS programme in the Sahel.

2.3.5. CROSS-CUTTING INDICATORS

During Q2 2019, EUTF-funded projects supported the creation of 136 new multi-stakeholder groups and learning mechanisms (indicator 5.1) and 93 planning, monitoring and/or learning tools (indicator 5.2). They also conducted 35 field studies, surveys and other research (indicator 5.3). Of these new cross-cutting tools and studies, a majority focused on nutrition. This marks a sharp increase of nutrition as a topic of interest for such mechanisms since Q1 2019.

¹ Two initiatives were launched at the regional level and are therefore not present in this map.

² Due to approximation total may vary ± 1 .

Indicator 5.1: Number of multi-stakeholder groups and learning mechanisms formed and regularly gathering

By the end of Q2 2019, 502 multi-stakeholder groups in total have been created and met regularly. This represents an increase of 136 mechanisms for Q2 2019 only (37% increase compared to the value up to March 2019). Similarly to the last quarter, most of the groups are coordination groups and platforms (85%), as opposed to learning groups. They were mostly formed in Burkina Faso (68% of new groups created in Q2 and 19% of all groups created since 2018). Education, employment and health are the main areas of topics for Q2 (whereas agriculture/veterinary topics took the lead in the previous quarter).

Indicator 5.2: Number of planning, monitoring and/or learning tools set up, implemented and / or strengthened

As of June 2019, 477 planning, monitoring and/or learning tools have been set up, implemented and/or strengthened, with 93 in Q2 2019 alone, representing an increase by 24% since the end of the previous quarter. Most of the increase is due to new tools set up in Burkina Faso (49% of tools for this quarter) and Niger (33%), which are also the two countries which historically had the highest numbers of tools implemented and/or strengthened. The *Appui à l'Emploi in Burkina Faso* programme remains the main contributor to this indicator in Q2, although with a smaller share than in Q1 2019 (28%). The AJUSEN programme in Niger contributed 31% of the reported tools this quarter. Overall, most of the contributions to this indicator continue to be reporting/information systems (34%), with 29% training manuals, 12% mappings and 10% needs assessments. During Q2 2019, the main contribution, however, comes from training manuals (55% of new tools developed).

Indicator 5.3: Number of field studies, surveys and other research conducted

186 field studies, surveys and other research pieces have been conducted in the SLC region up until the end of June 2019. Of those, 35 were reported in Q2 2019, constituting a small increase compared to the end of Q1 2019 (23%). Mali (fifteen studies), Burkina Faso (six), and Guinea (four) are the main contributors to this increase. Although migration management remains the overall most studied thematic area, no contribution was made to this field during Q2 2019, and efforts in research were spread across several other topics, including agriculture (14%), employment (11%), nutrition (6%) and Countering Violent Extremism (CVE) (6%).

3. ANALYSIS BY COUNTRY

Country sections provide a rapid update of the political, security, stability and migration situation as well as country migration and programme footprint maps. For all countries already included in the second MLS report covering results until 31 March 2019, only recent developments are presented. No new country was added in this reporting quarter.

Similarly, only programmes contributing for the first time to the MLS exercise this quarter are described in their respective country sections.

The regional programmes section below shows only summary tables. All the regional programmes' results are aggregated at country level according to where the activities took place.

3.1. NEW REGIONAL PROGRAMMES

RESILAC

The RESILAC programme is implemented by Agence Française de Développement (AFD), Action contre la Faim (ACF), Care, and Groupe URD in Cameroon (Extrême Nord Region), Chad (Lac Region), Niger (Diffa Region), and Nigeria (Borno Region). This €31.1M programme¹ implemented through a consortium of NGOs, aims at fostering economic recovery, resilience and social cohesion in the Lake Chad Basin. It focuses on the areas most affected by the current security crisis, climate change and other challenges, with a special focus on women and young people. The project reinforces dialogue and social cohesion in the region and strengthens the links between and within the most vulnerable communities. It supports the local economy through increased access to employment and agro-silvo-pastoral production systems adapted to climate change. Finally, it builds the capacity of local actors and has a strong monitoring and learning system to constantly adapt to evolving dynamics, conflicts or other external factors that could affect the project.

Table 2: RESILAC programme

Key facts and figures

Full programme name	<i>Redressement Économique et Social Inclusif du Lac Tchad</i>
Short programme name	<i>RESILAC</i>
Location(s) of implementation	Cameroon (Extrême Nord), Niger (Diffa), Nigeria (Borno), Chad (Lac)
Total EUTF budget committed	€31,100,000
Date at which EUTF budget was committed	December 2016
Budget contracted so far	€31,100,000
Number of projects	1
Main IP(s)	Agence Française de Développement (AFD) Action contre la Faim (ACF) Care, Groupe URD
Number of projects in report	1

¹ €31,100,000 were funded by the EUTF, and €5,000,000 by the AFD

3.2. BURKINA FASO

3.2.1. COUNTRY PROFILE

Burkina Faso continued to suffer from insecurity during the second quarter of 2019. Deadly incidents attributed to jihadist activity, intercommunal violence and banditry, persisted on an almost daily basis in the north and the east, as well as the southwestern part of the country.¹ On 31 March, attackers killed a religious leader in Arbinda town which ignited inter-communal clashes between ethnic Flose and Fulani communities, leaving 60 dead.² A growing number of attacks against Christians (six Christians killed at the end of April³ and four at the end of May⁴) during the period generated fear that they would fuel interreligious tensions. Clashes between security forces, self-defence groups and jihadists also continued during the reporting period, increasing the civilian death toll especially in the Sahel, Nord, Centre-Nord and Est regions.⁵ In June, a total of 36 civilians were killed in Arbinda and Belehede villages.⁶

The deteriorating security situation has sharply increased the number of IDPs and humanitarian needs across the country. As of 30 June 2019, 193,000 people were internally displaced in Burkina Faso, representing a 42% increase compared to the first quarter of 2019.⁷ They were mostly located in the Sahel region (120,000), with 102,000 in the Soum province alone. The IDP crisis, added to unprecedented levels of violence, leaves 1.3 million people in urgent need of humanitarian assistance.⁸ Insecurity continued to disrupt the provision of basic social services with nearly 2,024 schools and 37 medical outposts closed as of May 2019, thus depriving more than 300,000 people of access to health and education.⁹

3.2.2. BURKINA FASO AND THE EUTF COMMON OUTPUT INDICATORS

In Burkina Faso, 24 projects, including eight regional, have provided data to the MLS in Q2. Three projects are newly included for this report: PEV EDUCO, PEV DJAM, and Refugees' Resilience Burkina.

Table 3: EUTF common output indicators for Burkina Faso, June 2019

EUTF Indicator	Up to end of 2018	Q1 2019	Q2 2019	Total
1.1 Number of jobs created	1,885	300	851	3,036
1.2 Number of MSMEs created or supported	262	90	100	452
1.3 Number of people assisted to develop income-generating activities	4,615	4,044	2,971	11,630
1.4 Number of people benefiting from professional training (TVET) and/or skills development	1,082	515	2,612	4,209
1.5 Number of job placements facilitated and/or supported	166	189	62	417
1.6 Number of industrial parks and/or business infrastructure constructed, expanded or improved	3	0	8	11
1.7 Financial volume of new funding instruments for scholarships or self-employment	10,647	37,310	7,710	55,667
2.1 Number of local development plans directly supported	0	4	10	14
2.1 bis Number of social infrastructures built or rehabilitated	1,319	794	256	2,369

¹ International Crisis Group, 2019, *Crisis Watch – Burkina Faso June 2019*. Retrieved [here](#).

² OCHA, 16 April 2019, *Burkina Faso: Armed attacks in Arbinda – Flash Update No.2*. Retrieved [here](#)

³ BBC online, 29 April 2019, "Burkina Faso Christians killed in attack on church". BBC online. Retrieved [here](#)

⁴ France 24 with Reuters, 26 May 2019, "Gunmen raid church in Burkina Faso, killing four". France 24 online. Retrieved [here](#)

⁵ International Crisis Group, 2019, *op. cit.*

⁶ International Crisis Group, 2019, *ibid.*

⁷ UNHCR, Burkina Faso situation, Refugees, IDPs and Returnees as of June 2019. Retrieved [here](#).

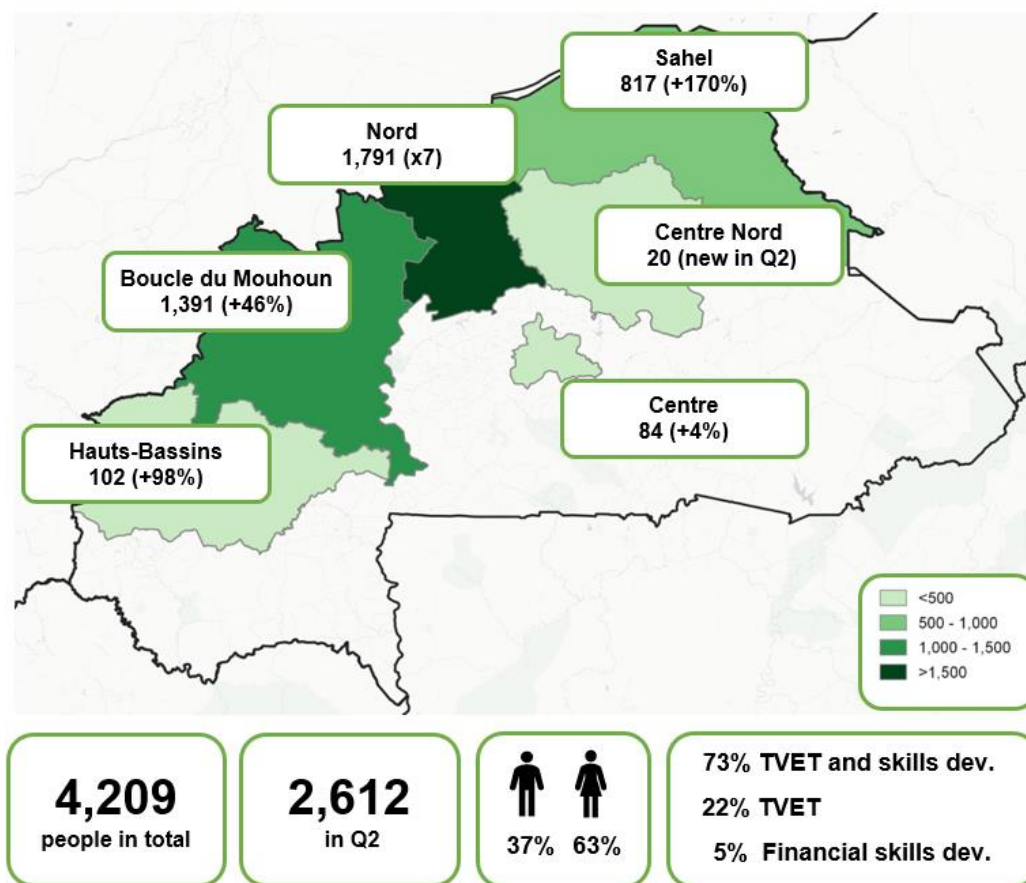
⁸ Equipe Humanitaire Développement Pays (EHDP), 2019, *Plan de Réponse Humanitaire (PRH) - July 2019*. Retrieved [here](#)

⁹ Equipe Humanitaire Développement Pays, 2019, *op. cit.*

2.2	Number of basic social services delivered	116,445	24,350	19,939	160,734
2.3	Number of people receiving nutrition assistance	417,909	74,410	102,401	594,720
2.4	Number of people receiving food-security related assistance	33,734	6,679	21,772	62,185
2.5	Number of local governments and/or communities that adopt and implement local disaster risk reduction strategies	16	4	0	20
2.6	Hectares of land benefiting from improved agricultural management	1,402	56	447	1,904
2.7	Number of people reached by information campaigns on resilience-building practices and basic rights	203,933	58,191	64,999	327,123
2.8	Number of staff from local authorities and basic service providers benefiting from capacity building to strengthen service delivery	7,354	5,073	2,898	15,325
2.9	Number of people having access to improved basic services	227,234	99,968	84,064	411,266
3.2	Number of migrants in transit , children in the mobility, IDPs and refugees protected and/or assisted	0	99	0	99
3.3	Number of migrants or potential migrants reached by information campaigns on migration and risks linked to irregular migration	8,188	327	11,338	19,853
3.4	Number of voluntary returns or humanitarian repatriations supported	1,645	297	338	2,280
3.5	Number of returning migrants benefiting from reintegration assistance	1,566	158	180	1,904
3.6	Number of institutions and non-state actors directly strengthened through capacity building or operational support on protection and migration management	0	1	0	1
3.7	Number of individuals trained on migration management	0	25	0	25
3.9	Number of early warning systems on migration flows created	5	0	0	5
3.10	Number of people benefiting from legal migration and mobility programmes	2	4	4	10
3.11	Number of activities/events explicitly dedicated to raising awareness and sensitivity of general public regarding all aspects of migration	1,527	199	1,545	3,271
4.2	Number of staff from governmental institutions, internal security forces and relevant non state actors trained on security, border management, CVE, conflict prevention, protection of civilian populations and human rights	994	77	752	1,823
4.2 bis	Number of institutions and non-state actors benefiting from capacity building and operational support on security, border management, CVE, conflict prevention, protection and human rights	13	24	0	37
4.3	Number of people participating in conflict prevention and peace building activities	3,283	819	3,446	7,548
4.5	Number of cross-border cooperation initiatives created, launched or supported	7	4	4	15
4.6	Number of laws, strategies, policies and plans developed and/or directly supported	7	3	36	46
4.8	Number of national/regional/local networks and dialogues on migration related issues newly established or functionally enhanced	3	0	0	3
5.1	Number of multi-stakeholder groups and learning mechanisms formed and regularly gathering	98	134	93	325
5.2	Number of planning, monitoring and/or learning tools set up, implemented and/or strengthened	76	98	46	220
5.3	Number of field studies, surveys and other research conducted	10	23	6	39

Indicator 1.4: Number of people benefitting from professional training (TVET) and/or skills development

Figure 15: Number of people benefitting from professional training (TVET) and/or skills development (EUTF indicator 1.4) in Burkina Faso, June 2019¹



As of June 2019, 4,209 people have benefitted from professional trainings in Burkina Faso. In the second quarter of 2019, 81% of them received both TVET and skills development through the *Appui à l'emploi* programme. The number of beneficiaries for this programme nearly doubled from Q1 (1,093) to Q2 (2,123), as most of the skills training, which started in March, ended and were counted in June. The programme is implemented in the Sahel, Boucle du Mouhoun and Nord regions. It strengthens beneficiaries' skills in handicraft, farming, agriculture and trade, as these fields all present an economic potential in northern regions.

As of June 2019, 62% of the beneficiaries for indicator 1.4 are women. They are mostly located in the Nord (43%), Boucle du Mouhoun (33%) and Sahel (19%) regions, where the *Appui à l'emploi* and *Stabilisation Seno* programmes implement their activities. Both specifically target women and youth, in order to foster their employment opportunities in areas where trafficking and terrorism are often seen as a way to support one's needs.

Indicator 2.3: Number of people receiving nutrition assistance

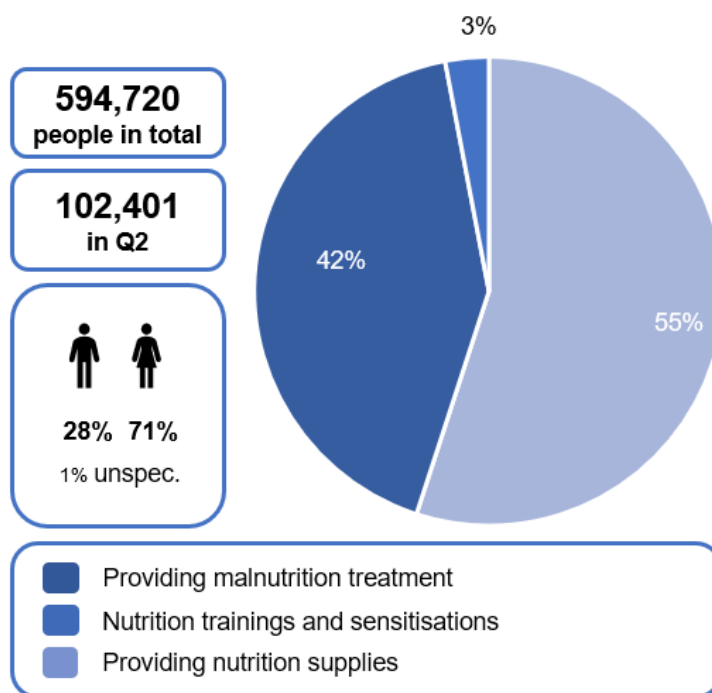
As of June 2019, 594,720 people have received nutrition assistance in Burkina Faso. 102,401 were added this quarter alone, which represents an increase of 21% compared to Q1. As in the first quarter

¹ 4 beneficiaries were trained by programme Erasmus and data was not disaggregated by region

of 2019, the only programme contributing to this indicator is *Résilience Burkina Faso*, which reaches a vast majority of its beneficiaries (63%) through training and sensitisation activities.

An important contributor of this programme is the project *Résilience LVIA*, which accounts for three quarters of the beneficiaries this quarter (76,634). Notably, all beneficiaries are female, as LVIA provides prevention and treatment of acute malnutrition for pregnant and breastfeeding women. As in Q1, activities for this period are concentrated in the Sahel region, with 43% of beneficiaries, followed by the Nord (36%), Boucle du Mouhoun (17%) and Est (4%) regions.

Figure 16: Number of people receiving nutrition assistance (EUTF indicator 2.3), in Burkina Faso, June 2019

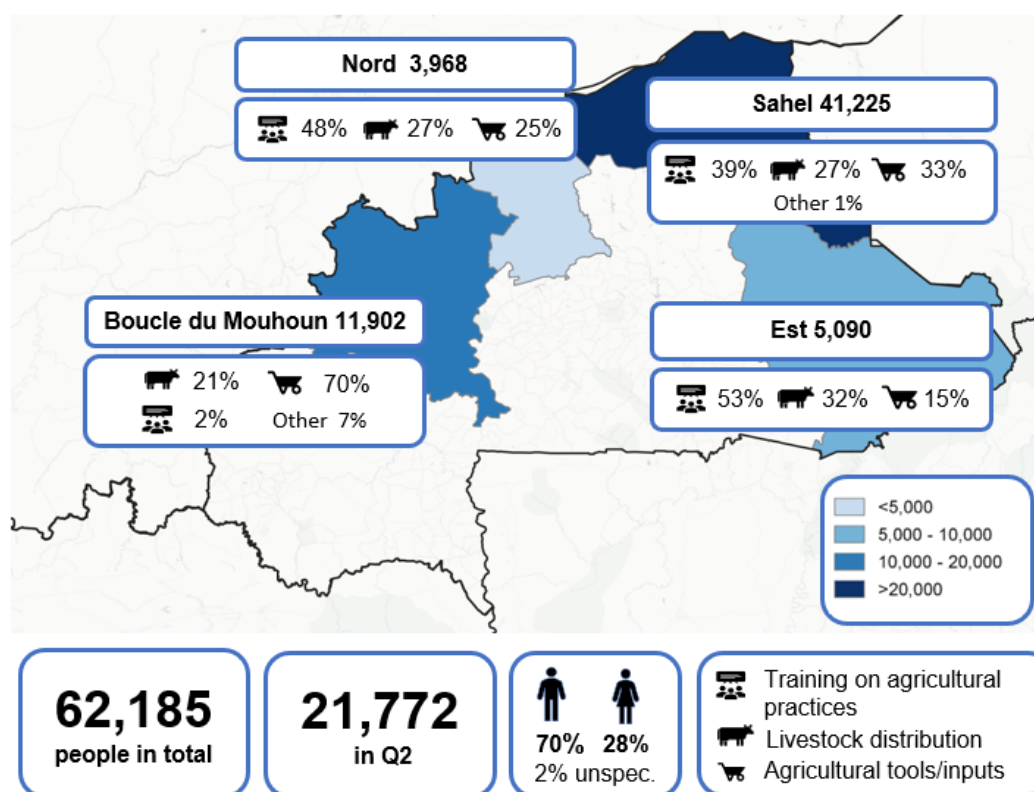


Indicator 2.4: Number of people receiving food-security related assistance

A total of 62,185 people have received food security-related assistance up to June 2019 in Burkina Faso. 21,772 were reached in Q2 alone, representing an increase of 54% compared to Q1. A new addition to this indicator is project *Résilience Oxfam*, which accounts for nearly half of the beneficiaries (47%) in the country as of June 2019.¹ Their number of beneficiaries rose by 53% in the second quarter when they provided farming tools, trainings and equipment before the rainy season and the start of the crop year.

¹ Data for both Q1 and Q2 were included in this report.

Figure 17: Number of people receiving food-security related assistance (EUTF indicator 2.4), in Burkina Faso, June 2019



Two new types of assistance were provided this quarter: land rehabilitation and water access. However, as in Q1, beneficiaries were mostly provided with farming inputs or tools (50%), training on improved agricultural practices (33%) and livestock distribution (12%). As in Q1, a vast majority of beneficiaries were male (77%) and located in northern regions (69%). Despite rising insecurity in these areas, implementing partners, such as Terre des Hommes, managed to reach beneficiaries through partnerships with local organizations and by delocalising them in safer neighbouring villages if needed.

3.3. CAMEROON

3.3.1. COUNTRY PROFILE

The situation in Cameroon has deteriorated since the beginning of 2019. The anglophone crisis deepened during the second quarter of 2019, prompting the United Nations Security Council to hold an informal meeting on 13 May to address human rights abuses in the region. The number of people displaced by the crisis remains around 530,000 people.¹

In the end of June, the UNHCR, the Central African Republic (CAR) and Cameroon signed a deal for the repatriation of 285,000 Cameroonian refugees from CAR. However, in the beginning of July, Cameroon warned that only a fraction had agreed to return.²

Boko Haram sustained deadly attacks in the Far North region, which hosts 94,847 Nigerian refugees and 262,831 IDPs.³ The departments of Mayo-Sava, Mayo-Tsanaga and Logone-et-Chari are the most

¹ UNHCR. "Operational portal". *Cameroon*. September 2019. Retrieved [here](#).

² Voice of America. *Cameroon's CAR Refugees Reluctant to Return Home*. July 2019. Retrieved [here](#).

³ UNHCR. « Factsheet ». *Cameroon*. June 2019. Retrieved [here](#).

impacted by attacks (84 attacks between January and April 2019).¹ More than 31,000 people are suffering from acute malnutrition in the Far North region and 179,000 people are lacking food-security.²

3.3.2. CAMEROON AND THE EUTF COMMON OUTPUT INDICATORS

The following table presents an overview of the results achieved so far by the EUTF portfolio in Cameroon. In Cameroon, 7 projects have contributed data to the MLS (including 2 regional projects).

Table 4: EUTF common output indicators for Cameroon, June 2019

EUTF Indicator	Up to end of 2018	Q1 2019	Q2 2019	Total
1.1 Number of jobs created	2,483	1,162	2,647	6,291
1.2 Number of MSMEs created or supported	76	0	492	568
1.3 Number of people assisted to develop income-generating activities	10,485	677	486	11,648
1.4 Number of people benefiting from professional training (TVET) and/or skills development	6,480	557	1,711	8,748
1.5 Number of job placements facilitated and/or supported	266	2	152	419
1.7 Financial volume of new funding instruments for scholarships or self-employment	1,940	8,440	22,864	33,244
2.1 Number of local development plans directly supported	0	0	2	2
2.1 bis Number of social infrastructures built or rehabilitated	113	36	83	232
2.2 Number of basic social services delivered	153,328	24,427	15,056	192,811
2.3 Number of people receiving nutrition assistance	74,668	20,983	51,638	147,289
2.4 Number of people receiving food-security related assistance	7,148	431	3,451	11,030
2.5 Number of local governments and/or communities that adopt and implement local disaster risk reduction strategies	141	3	10	154
2.6 Hectares of land benefiting from improved agricultural management	98	51	1,533	1,682
2.7 Number of people reached by information campaigns on resilience-building practices and basic rights	73,575	29,297	74,907	177,779
2.8 Number of staff from local authorities and basic service providers benefiting from capacity building to strengthen service delivery	821	151	995	1,967
2.9 Number of people having access to improved basic services	25,447	5,095	26,368	56,910
3.3 Number of migrants or potential migrants reached by information campaigns on migration and risks linked to irregular migration	5,818	2,299	268	8,385
3.4 Number of voluntary returns or humanitarian repatriations supported	0	0	196	196
3.5 Number of returning migrants benefiting from reintegration assistance	2,558	235	256	3,049
3.6 Number of institutions and non-state actors directly strengthened through capacity building or operational support on protection and migration management	0	54	0	54
3.7 Number of individuals trained on migration management	0	73	0	73
3.10 Number of people benefiting from legal migration and mobility programmes	1	2	8	11
3.11 Number of activities/events explicitly dedicated to raising awareness and sensitivity of general public regarding all aspects of migration	33	29	49	111
4.3 Number of people participating in conflict prevention and peace building activities	40,012	8,333	3,501	51,846
4.6 Number of laws, strategies, policies and plans developed and/or directly supported	19	24	46	89

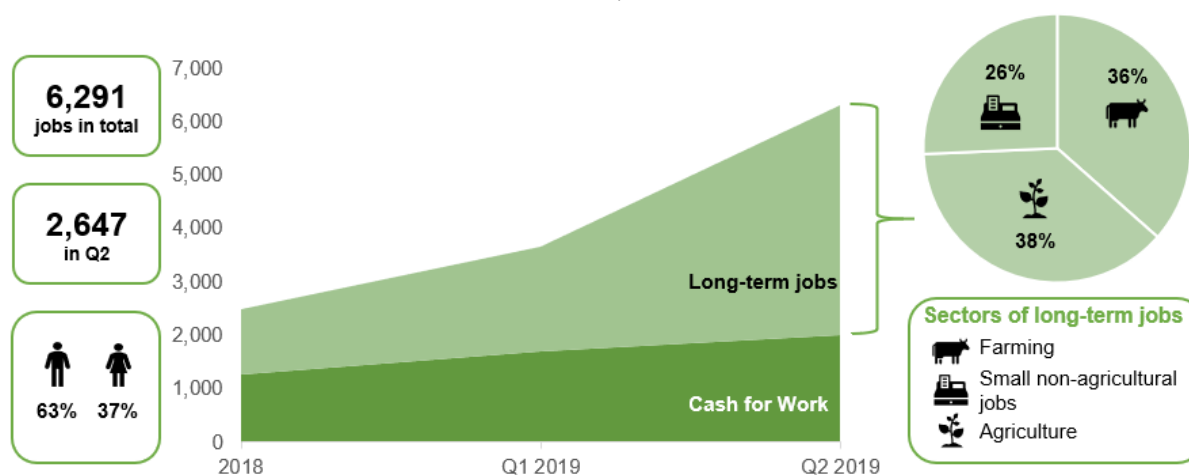
¹ OCHA. *Aperçu humanitaire dans la région de l'Extrême Nord*. May 2019. Retrieved [here](#).

² Ibid.

5.1 Number of multi-stakeholder groups and learning mechanisms formed and regularly gathering	11	0	2	12
5.2 Number of planning, monitoring and/or learning tools set up, implemented and/or strengthened	28	2	253	283
5.3 Number of field studies, surveys and other research conducted	4	15	4	23

Indicator 1.1: Number of jobs created

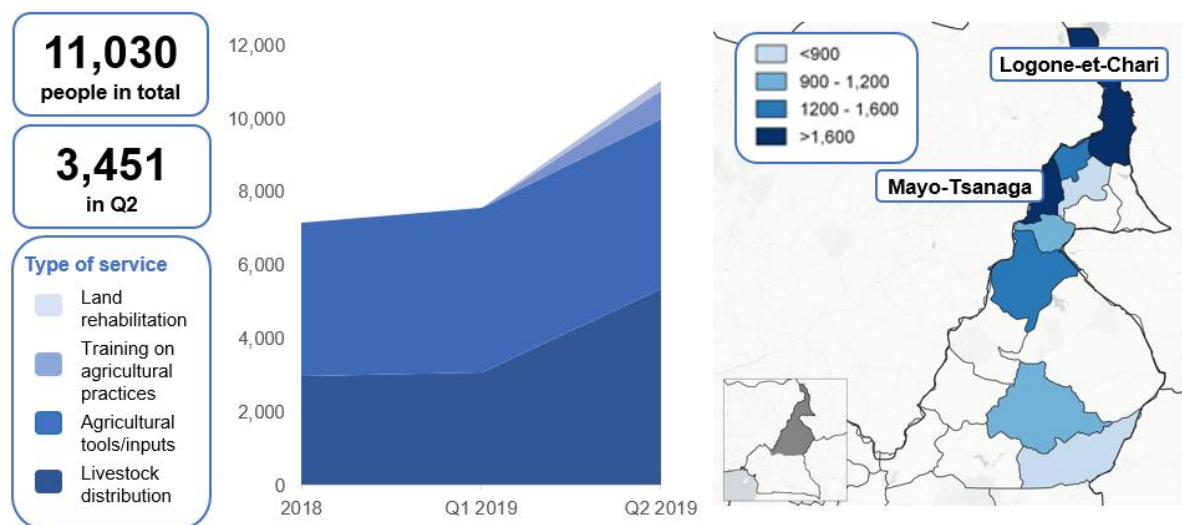
Figure 18: Number of jobs created (EUTF indicator 1.1), in Cameroon, June 2019



A total of 6,291 jobs have been created in Cameroon as of June 2019. Of these, 2,647 jobs were added in Q2 2019 alone, representing a 73% increase from March 2019. 37% of the beneficiaries of job creation are women. In Cameroon, the HIMO project remains the main contributor to this indicator, with the creation of 5,974 jobs. Overall, most job creation (68%) was due to successful IGA support, while the remaining 2,008 jobs were due to the provision of cash for work for infrastructure construction (as an indication, 232 infrastructures were constructed or rehabilitated in Cameroon). In Q2 2019, 2,336 jobs were created following successful IGA support, representing 88% of the quarter's output. Out of these, 917 were in farming (39%), 703 in agriculture (30%) and 716 in small non-agricultural activities such as services and commerce, accounting for 31%.

Indicator 2.4: Number of people receiving food-security related assistance

Figure 19: Number of people receiving food-security assistance (EUTF indicator 2.4), in Cameroon, June 2019

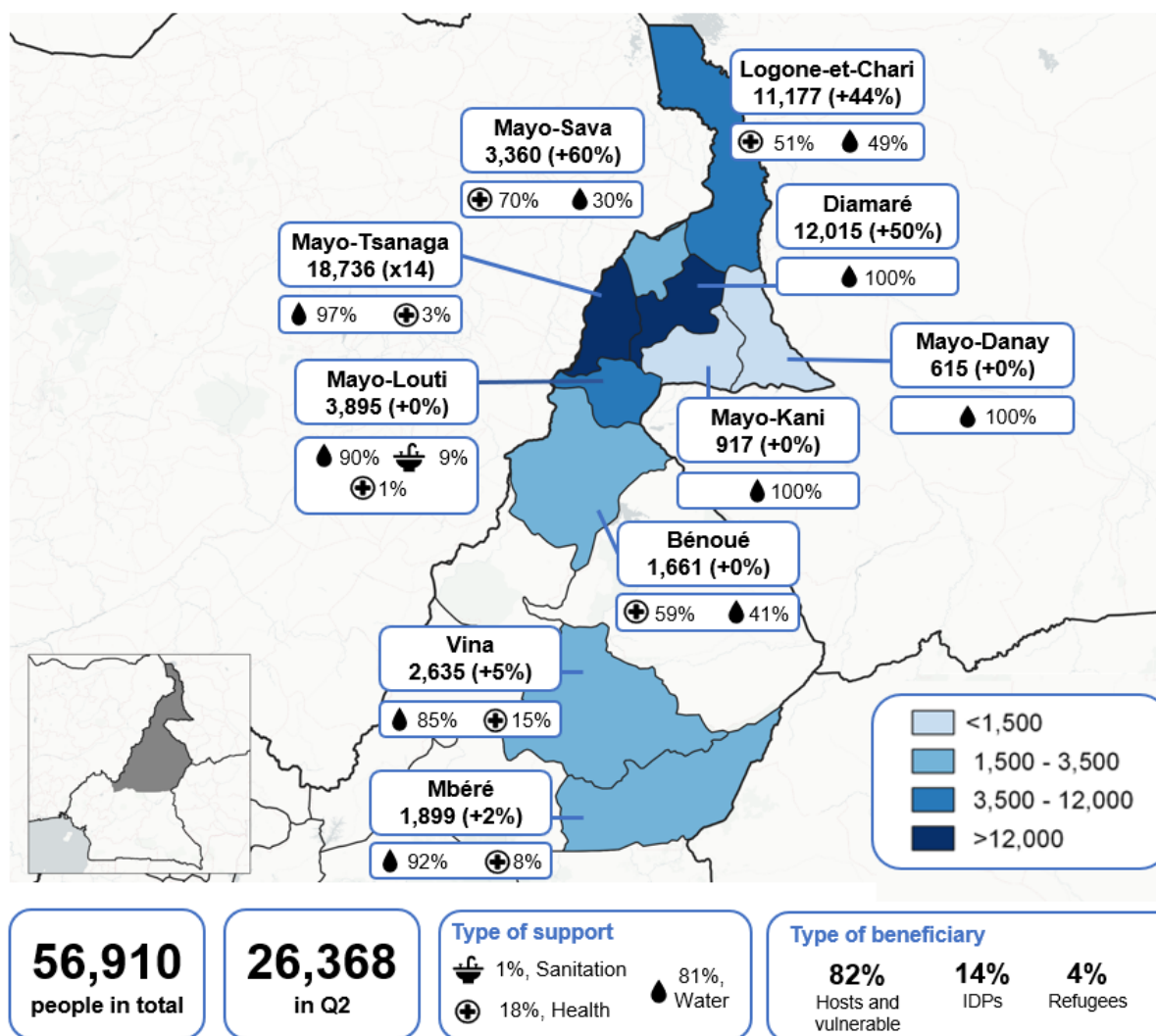


3,451 people received food-security related assistance in Cameroon in Q2 2019, representing an increase of 46% of the number of beneficiaries. As of March 2019, beneficiaries had mainly received farming inputs (4,497 of 7,579 beneficiaries). In Q2 2019 however, 66% of the beneficiaries received training and 23% benefited from land rehabilitation. Refugee beneficiaries were mostly in Logone-et-Chari (104 people out of 153 refugee beneficiaries) while IDPs are most represented in Mayo-Tsanaga and Mayo-Louti (974 and 688 people respectively out of 2,419). However, most beneficiaries are host communities (77%). All beneficiaries are in the Adamawa, Far-North and North regions of Cameroon.

Indicator 2.9: Number of people having improved access to basic services

In Cameroon, access to basic services had been increased for 56,910 people as of June 2019, with an 86% increase in Q2 2019. Most beneficiaries (81%) have received improved access to water and 18% to health (1% have improved access to sanitation). The increase this quarter is concentrated on Mayo-Tsanaga department, where 17,501 people have an increased access to water and rehabilitated health centers thanks to activities implemented in Q2 2019. As previously, refugee beneficiaries were mostly in Logone-et-Chari (1,500 out of 2,512 refugee beneficiaries) while IDPs were more evenly represented, in seven departments out of the ten represented

Figure 20: Number of people having improved access to basic services (EUTF indicator 2.9), in Cameroon, June 2019



3.4. CHAD

3.4.1. COUNTRY PROFILE

During the second quarter of 2019, the situation in Chad remained volatile, especially in the Lake Chad Basin area. Boko Haram kept up attacks on security forces, especially in the Lac Chad province where they killed more than 30 soldiers between April and June. Intercommunal clashes intensified, especially between Arab nomadic herders and ethnic Ouaddaï sedentary farmers, leaving at least 34 people dead as of May 2019.¹ Insecurity, increasing desertification and loss of grazing land caused these local disputes, more specifically over land use and access to water.² Local tensions also continued to flare in the Tibesti region, at the country's border with Libya and Niger. Gold miners present in the area since the gold boom in 2012 and Chadian rebel groups coming from Libya undermine the region's stability. They also fuel tensions and distrust between the government and the population. The latter is suspected

¹ International Crisis Group, 2019, *CrisisWatch June 2019 - Chad*. International Crisis Group. Retrieved [here](#)

² OCHA, 4 June 2019, *Chad situation report*. Retrieved [here](#)

to collaborate with Chadian rebels, while the state is accused of mismanaging resources from mining.¹ These clashes strongly impacted the humanitarian and displacement situation.

As a result, in the Tibesti region, access to pasture and markets was limited, while cereal and labour market flows were disrupted.² It also led the government to isolate some parts of the region, such as the town of Miski, where roads are mainly controlled by the state, hampering access for humanitarians and flows of supplies.³ In the Western Lac province, insecurity caused the displacement of 40,000 people from January to June 2019, also including the arrival of refugees from Nigeria and returnees from Niger. Protection needs remain important, especially in the context of on-going military operations. In April only, 57 protection incidents were reported in the province. As in the Tibesti region, rising insecurity and closed borders with Nigeria and Niger, limited access to food markets and hampered commercial trade for the population in Lac Province.⁴

3.4.2. NEW EUTF PROGRAMMES IN THE REPORT – CHAD

PRODECO

The PRODECO programme is implemented by *Humanité et Inclusion* (HI) in the regions of Tibesti, Lac, Borkou et Ennedi as well as in N'Djamena. This €23M programme aims to provide support to mine clearance as well as the social protection and development of vulnerable people in northern and western Chad. It identifies areas affected by mines and explosive remnants of war (ERW), secures those lands and provides rehabilitation care to ERW victims and indigent persons. It also reinforces the National Demining Centre (CND), in accordance with international standards and by reinforcing their overall coordination. Finally, it promotes inclusive development in Borkou and Ennedi through the support of local economic development and land security.

Table 5: PRODECO programme

Key facts and figures

Full programme name	<i>Appui au déminage, à la protection sociale et au développement des personnes vulnérables</i>
Short programme name	<i>PRODECO</i>
Location(s) of implementation	N'Djamena, Tibesti, Lac, Borkou and Ennedi
Total EUTF budget committed	€23,000,000
Date at which EUTF budget was committed	December 2016
Budget contracted so far	€23,000,000
Number of projects	1
Main IP(s)	<i>Humanité et Inclusion</i>
Number of projects in report	1

3.4.3. CHAD AND THE EUTF COMMON OUTPUT INDICATORS

In Chad, 12 projects, including eight regional, have provided data to the MLS in Q2. Two projects are newly included for this report: RESILAC and PRODECO.

Table 6: EUTF common output indicators for Chad, June 2019

EUTF Indicator	Up to end of 2018	Q1 2019	Q2 2019	Total
----------------	-------------------	---------	---------	-------

¹ ACAPS, May 2019, "Overview – Chad" as of May 2019. Retrieved [here](#)

² ACAPS, May 2019, *ibid.*

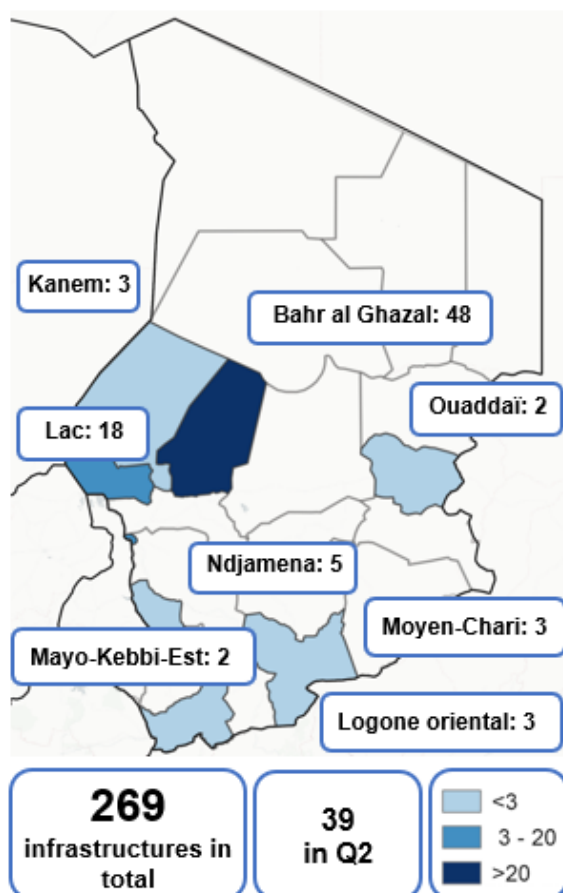
³ International Crisis Group, 17 May 2019, *Chad: Avoiding Confrontation in Miski*. Retrieved [here](#)

⁴ OCHA, 4 June 2019, *ibid.*

1.1 Number of jobs created	2,081	1,534	229	3,844
1.3 Number of people assisted to develop income-generating activities	5,268	8,528	325	14,121
1.4 Number of people benefiting from professional training (TVET) and/or skills development	216	694	356	1,266
1.6 Number of industrial parks and/or business infrastructure constructed, expanded or improved	3	5	0	8
1.7 Financial volume of new funding instruments for scholarships or self-employment	1,940	0	3,060	5,000
2.1 Number of local development plans directly supported	26	27	2	55
2.1 bis Number of social infrastructures built or rehabilitated	139	91	39	269
2.2 Number of basic social services delivered	660	1,161	930	2,751
2.3 Number of people receiving nutrition assistance	35,662	6,794	8,755	51,211
2.4 Number of people receiving food-security related assistance	12,706	3,549	445	16,700
2.5 Number of local governments and/or communities that adopt and implement local disaster risk reduction strategies	8	12	0	20
2.6 Hectares of land benefiting from improved agricultural management	70	27	15	111
2.7 Number of people reached by information campaigns on resilience-building practices and basic rights	4,556	0	0	4,556
2.8 Number of staff from local authorities and basic service providers benefiting from capacity building to strengthen service delivery	72	0	58	130
2.9 Number of people having access to improved basic services	35,160	169,830	13,170	218,160
3.3 Number of migrants or potential migrants reached by information campaigns on migration [...]	0	0	42	42
3.4 Number of voluntary returns or humanitarian repatriations supported	9	9	105	123
3.5 Number of returning migrants benefiting from reintegration assistance	86	1	24	111
3.9 Number of early warning systems on migration flows created	3	0	0	3
3.10 Number of people benefiting from legal migration and mobility programmes	1	0	1	2
3.11 Number of activities/events explicitly dedicated to raising awareness [...] regarding all aspects of migration	0	0	1	1
4.2 Number of staff [...] trained on security, border management [...]	667	166	294	1,127
4.2 bis Number of institutions [...] benefiting from capacity building and operational support on security [...]	30	15	0	45
4.3 Number of people participating in conflict prevention and peace building activities	60,527	165,181	65,035	290,743
4.5 Number of cross-border cooperation initiatives created, launched or supported	8	4	3	15
4.6 Number of laws, strategies, policies and plans developed and/or directly supported	1	0	1	2
5.1 Number of multi-stakeholder groups and learning mechanisms formed and regularly gathering	8	19	26	53
5.2 Number of planning, monitoring and/or learning tools set up, implemented and/or strengthened	2	2	3	7
5.3 Number of field studies, surveys and other research conducted	10	1	1	12

Indicator 2.1bis: Number of social infrastructures built or rehabilitated

Figure 21: Number of infrastructures built or rehabilitated (EUTF indicator 2.1bis), in Chad, June 2019



In Chad, a total of 269 infrastructures were built or rehabilitated as of June 2019, which represents a 16% increase from Q1 2019.

The main programme contributing to this indicator is PRCPT, implemented at the borders with Sudan (Salamat and Sila regions) and Cameroon (Hadjer Lamis, Chari Baguirmi and Mayo Kebbi).

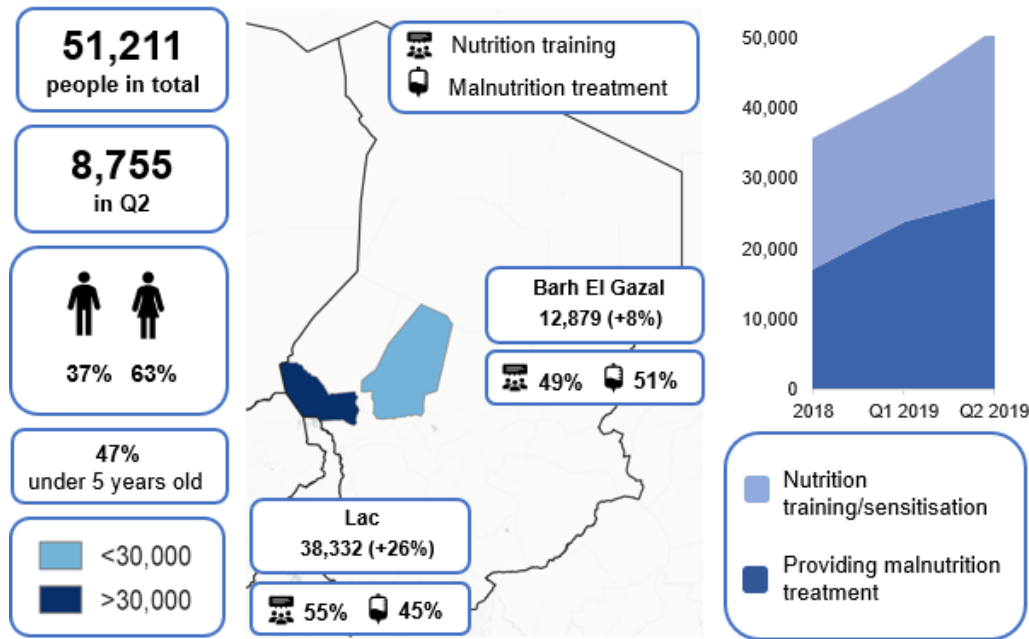
In Q2 2019 the programme built 29 new infrastructures, amounting to a total of 185 infrastructures built by PRCPT since the beginning of the project.

They mostly consist of health infrastructures and road rehabilitation. As a result, the number of people having improved access to basic services in the country reached 218,160 at the end of June 2019 (indicator 2.9).

Indicator 2.3: Number of people receiving nutrition assistance

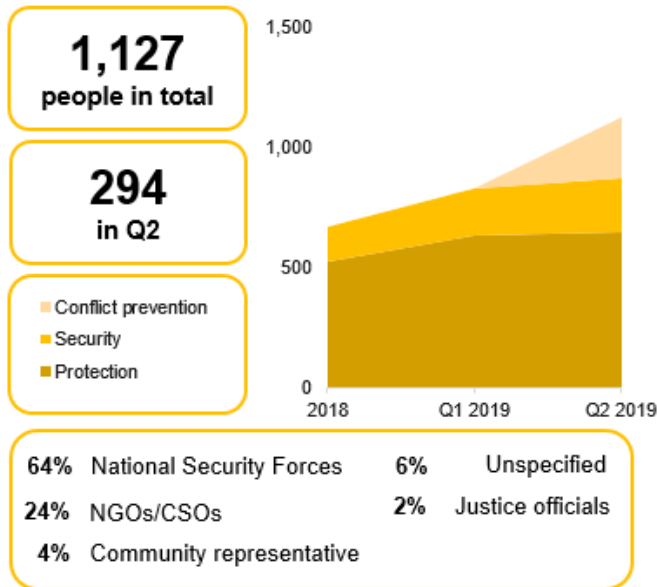
As of June 2019, 51,211 people have received nutrition assistance in Chad. 8,755 were added this quarter alone, a 21% increase from Q1. Like in the previous quarter, the *RESTE* programme is the sole contributor to this indicator and implements activities in the Lac and Bhar al Ghazal regions. During this quarter period a vast majority of beneficiaries (61%) were under five, compared to none in the previous quarter. Activities in nutritional rehabilitation centres only started this quarter: they strengthen mothers' knowledge of nutrition for long-term behavioural change and ensure nutritional recovery of malnourished children, reaching 5,339 children from April to June 2019.

Figure 22: Number of people receiving nutrition assistance (EUTF indicator 2.3), by type of support, in Chad, June 2019



Indicator 4.2: Number of staff from governmental institutions, internal security forces and relevant non state actors trained on security, border management, CVE, conflict prevention, protection of civilian populations and human rights

Figure 23: Number of staff trained (EUTF indicator 4.2), in Chad, June 2019



As of June 2019, 1,127 beneficiaries have been trained on governance related issues, a 35% increase from Q1.

In Chad, a variety of actors are trained, but national security forces are the main focus (64%), followed by NGOs and CSOs (24%), community representatives (4%) and justice officials (2%).

A new important addition to this indicator is conflict prevention and peacebuilding trainings provided by the programme *La voix des jeunes* and accounting for 88% of the beneficiaries this quarter. They target representatives of youth organizations aiming to help them structure their message and actively participate in decision-making processes at national and local meetings with the authorities.

A new contributor to this indicator is PRODECO¹, which reached 66 beneficiaries by June 2019. They provided trainings to staff of the national demining centre to strengthen the institution’s capacity in coordination, programming, administration and project management.

¹ Data for both Q1 and Q2 included in this report.

3.5. THE GAMBIA

3.5.1. COUNTRY PROFILE

Particularly vulnerable to external shocks, The Gambia's economy has been historically relying on three pillars: tourism, agriculture and remittances. According to the World Bank, real GDP growth was estimated at 6.5% in 2018, up from the 4.8% registered one year earlier. The sharp increase was driven by strong recovery in tourism, trade and construction, as well as by improvements in electricity provision. However, the agriculture sector has shown no sign of increased strength, growing only by 0.9% in 2018, after a recession of 4.4% in 2017.¹ Even though the number of tourists touched a record in 2018, the 2019 collapse of British travel operator Thomas Cook is expected to have devastating effects on the Gambian tourism sector. According to a Gambian government spokesperson, 45% of tourists visiting the country during the last tourism season were accountable to Thomas Cook's operations.²

In 2016, Gambians voted out one of Africa's most notorious strongmen Yahya Jammeh while voting in real estate businessman Adama Barrow who promised to be only a transitional president, resigning after three years³. As the deadline approaches Barrow started shifting his position and now plans to serve the full five-year term and eventually run again. A movement, *Three Years Jotna* (Three Years is Enough), is calling on Barrow to step down as promised, with large protests likely in December. Nevertheless, the president is expected to announce the creation of a new party with the end goal of running for a second term in 2021. Moreover, worries are spreading⁴ that Barrow may try to hold on power even longer, staying in beyond two terms.

3.5.2. NEW EUTF PROGRAMMES IN THE REPORT – THE GAMBIA

Make It in The Gambia

The "Building a future - Make it in The Gambia" (MIITG) programme, implemented by GIZ, ITC, IMVF and Enabel aims to create economic and employment opportunities, in regions with a high migration potential to prevent irregular migration and facilitate returns. Key beneficiaries are women and youth, including returning migrants and members of the diaspora.

Table 7: Make it in the Gambia (MIITG) programme

Key facts and figures	
Full programme name	Make it in The Gambia
Short programme name	MIITG
Location(s) of implementation	The Gambia
Total EUTF budget committed	€23,000,000
Date at which EUTF budget was committed	May 2018
Budget contracted so far	€21,000,000
Number of projects⁵	4
Main IP(s)	GIZ, ITC, IMVF, Enabel
Number of projects in report	4

¹ World Bank, 2019, retrieved [here](#)

² Quartz Africa, 2019, retrieved [here](#)

³ IRIN, 2017, retrieved [here](#)

⁴ The Guardian, 2019, retrieved [here](#)

⁵ This includes YEP 2, which is considered one unique project with YEP 1 within the MLS.

3.5.3. THE GAMBIA AND THE EUTF COMMON OUTPUT INDICATORS

In The Gambia, six projects, including one regional, have provided data to the MLS in Q2. One programme is newly included for this report: Make it in The Gambia.


Table 8: EUTF common output indicators for The Gambia, June 2019

EUTF Indicator	Up to end of 2018	Q1 2019	Q2 2019	Total
1.1 Number of jobs created	370	0	618	988
1.2 Number of MSMEs created or supported	335	49	226	610
1.3 Number of people assisted to develop income-generating activities	1,770	265	398	2,433
1.4 Number of people benefiting from professional training (TVET) and/or skills development	695	357	1,368	2,420
1.7 Financial volume of new funding instruments for scholarships or self-employment	0	1,940	0	1,940
2.8 Number of staff from local authorities and basic service providers benefiting from capacity building to strengthen service delivery	0	0	8	8
3.3 Number of migrants or potential migrants reached by information campaigns on migration and risks linked to irregular migration	8,775	170	30,078	39,023
3.4 Number of voluntary returns or humanitarian repatriations supported	0	0	76	76
3.5 Number of returning migrants benefiting from reintegration assistance	3,783	173	170	4,126
3.10 Number of people benefiting from legal migration and mobility programmes	0	1	0	1
3.11 Number of activities/events explicitly dedicated to raising awareness and sensitivity of general public regarding all aspects of migration	65	10	39	114
4.4 Number of victims of trafficking assisted or referred to assistance services	0	0	1	1
4.6 Number of laws, strategies, policies and plans developed and/or directly supported	4	0	0	4
5.1 Number of multi-stakeholder groups and learning mechanisms formed and regularly gathering	4	0	3	7
5.3 Number of field studies, surveys and other research conducted	0	0	1	1

EUTF Indicators 1.1: Number of jobs created; 1.2: Number of MSMEs created or supported; 1.3: Number of people assisted to develop income generating activities; and 1.4: Number of people benefiting from professional training (TVET) and/or skills development

The EUTF's main focus in The Gambia is the creation of economic opportunities and employment for the youth. As of end of June 2019, a total of 988 jobs have been created by the YEP and MIITG programmes. Of these, 67% are long-term jobs created thanks to technical professional trainings. In parallel, as of June 2019, 610 MSMEs have been supported through packages comprising different services (97%) and certification support (3%). 2,433 individuals have been supported to develop income generating activities (indicator 1.3), all through entrepreneurship training (100%) and 2,420 participated in professional trainings (indicator 1.4).

Figure 24 - Total number of beneficiaries for EUTF Indicators 1.1, 1.2 ,1.3, 1.4, in The Gambia, June 2019



3.6. GUINEA

3.6.1. COUNTRY PROFILE

Even though Guinea is one of the African countries with the richest subsoil - it has the largest deposits of bauxite and iron ore in the world and is a gold and diamond producer - its economic conditions have remained very precarious in the last decades. According the WFP, 55% of Guineans still live below the poverty line (1,25\$ per day per person) and 1.9 million Guineans (out of 12.7 of the entire population) are considered food insecure.¹ The country, with a Human Development Index of 0.459, is still part of the list of Least Developed Countries, drawn up by the United Nations.² Inflation rate, after peaks up to 35% in the mid-2000s, was recorded at 9.4% in August 2019.³

The good conduct of 2019 legislative election - initially scheduled for the month of January - is still considered very uncertain⁴. A constitutional reform, put forward by President Alpha Conde, is likely to be undertaken by a referendum held in concomitance with the Parliamentary elections.⁵ The reform project is criticized by the opposition as an attempt by the president to remove the constitutional limit to a third term. The date of 28 December 2019 was finally proposed by the Independent National Electoral Commission (CENI).⁶ Yet, the opposition is pleading in favour of a postponement to March 2020.

3.6.2. NEW EUTF PROGRAMMES IN THE REPORT – GUINEA

INTEGRA

The *Programme d'appui à l'intégration socio-économique des jeunes* (INTEGRA) programme, implemented by ITC, GIZ, Enabel, UNDP⁷, and UNCDF⁸, aims to create economic and employment opportunities in regions with a high migration potential, to prevent irregular migration and facilitate returns. Key beneficiaries are (i) unemployed / underemployed youth or youth without vocational training residing in rural and urban areas; (ii) youth and students at the end of their studies / drop outs; (iii) potential or vulnerable migrants; (iv) entrepreneurs, intermediaries and financial operators already working in the targeted sectors; and (v) returnees and Guinean diaspora.

¹ WFP, retrieved [here](#)

² UNDP, retrieved [here](#)

³ IMF, retrieved [here](#)

⁴ BBC, 2019, retrieved [here](#)

⁵ La Tribune, 2019, retrieved [here](#)

⁶ Jeune Afrique, 2019, retrieved [here](#)

⁷ UNDP – United Nations Development Programme

⁸ UNCDF – United Nations Capital Development Fund

Table 9: INTEGRA programme

Key facts and figures

Full programme name	<i>Programme d'appui à l'intégration socio-économique des jeunes</i>
Short programme name	INTEGRA
Location(s) of implementation	Guinea
Total EUTF budget committed	€65,000,000
Date at which EUTF budget was committed	December 2017
Budget contracted so far	€24,110,598
Number of projects	3
Main IP(s)	ITC, GIZ, Enabel, UNDP, UNCDF
Number of projects in report	3

3.6.3. GUINEA AND THE EUTF COMMON OUTPUT INDICATORS

In Guinea, four projects, including one regional, have provided data to the MLS in Q2. One programme is newly included for this report: INTEGRA.

Table 10: EUTF common output indicators for Guinea, June 2019

EUTF Indicator	Up to end of 2018	Q1 2019	Q2 2019	Total
1.1 Number of jobs created	0	2	6	8
1.2 Number of MSMEs created or supported	0	0	203	203
1.3 Number of people assisted to develop income-generating activities	0	0	1,693	1,693
1.4 Number of people benefiting from professional training (TVET) and/or skills development	0	20	386	406
1.6 Number of industrial parks and/or business infrastructure constructed, expanded or improved	0	0	2	2
2.1 bis Number of social infrastructures built or rehabilitated	1	0	0	1
2.8 Number of staff from local authorities and basic service providers benefiting from capacity building to strengthen service delivery	0	0	43	43
3.3 Number of migrants or potential migrants reached by information campaigns on migration and risks linked to irregular migration	0	0	7,610	7,610
3.4 Number of voluntary returns or humanitarian repatriations supported	0	0	737	737
3.5 Number of returning migrants benefiting from reintegration assistance	9,238	1,120	729	11,087
3.6 Number of institutions and non-state actors directly strengthened through capacity building or operational support on protection and migration management	0	174	0	174
3.7 Number of individuals trained on migration management	0	220	0	220
3.11 Number of activities/events explicitly dedicated to raising awareness and sensitivity of general public regarding all aspects of migration	2	0	22	24
4.8 Number of national/regional/local networks and dialogues on migration related issues newly established or functionally enhanced	0	36	0	36
5.2 Number of planning, monitoring and/or learning tools set up, implemented and/or strengthened	0	0	1	1
5.3 Number of field studies, surveys and other research conducted	0	4	4	8

1.2: Number of MSMEs created or supported; 1.3: Number of people assisted to develop income generating activities; and 1.4: Number of people benefitting from professional training (TVET) and/or skills development

The EUTF's main priority in Guinea is the socio-economic integration of youth in the labour market, which is mainly delivered through the INTEGRA programme. As of the end of June 2019, a total of 203 MSMEs have been supported (EUTF indicator 1.2), 1,693 individuals have been supported to develop income generating activities, (EUTF indicator 1.3) and 406 have benefitted from professional training (TVET) and/or skills development (EUTF indicator 1.4).

3.7. MALI

3.7.1. COUNTRY PROFILE

Over the second quarter of 2019, the crisis in central Mali intensified further. On 11 June, 95 civilians were killed in the Dogon village of Sobane-Kou in the Mopti region.¹ On 18 June, 41 people (mostly ethnic Dogons) were killed in Yoro and Gagafani.² Analysts see these attacks as retaliation to the Fulani massacre by Dogon militiamen in Ogossagou on March, highlighting increasing ethnic tensions fuelled by local fundamentalist groups in central Mali.³

On 20 June, President Keïta appointed Dioncounda Traoré as High Representative for Central Mali with the mission to lead efforts to curb the violence cycle.⁴ On 27 June, the Malian National Assembly passed a bill to extend MPs' mandate because of the security situation in central Mali, sparking tensions with opposition leaders who deemed the bill illegal.⁵

The forced displacement crisis intensified in the Mopti region. UNHCR counted 147,861 IDPs in Mali on 30 June – a 49% increase since the end of Q1 2019.⁶ One third of the IDPs are located in Mopti, 19% and 18% in Timbuktu and Gao, respectively, and the rest in regions neighbouring the Liptako Gourma: Ségou and Ménaka. Mali hosted 26,796 refugees and 968 asylum seekers as of the end of June. The number of Malian refugees abroad remained steady since March, with 138,519 refugees in Mauritania (M'bera camp – 41%), Niger (41%) and Burkina Faso (18%).⁷ Up to 575 persons were displaced and 16 died because of heavy rainfall on Bamako on 16 May. The floods also destroyed food supplies worsening the food security situation in the communes of Bamako most affected by the event.⁸

3.7.2. MALI AND THE EUTF COMMON OUTPUT INDICATORS

In Mali, 15 projects, including six regional, have provided data to the MLS in Q2. Two projects are newly included for this report: PAECSIS Civipol, and Refugees' Resilience – Mali.

Table 11: EUTF common output indicators for Mali, June 2019

EUTF Indicator	Up to end of 2018	Q1 2019	Q2 2019	Total
1.1 Number of jobs created	0	0	593	593

¹ Al Jazeera, 11.06.2019, "Mali attack: At least 95 in ethnic Dogon village", Al Jazeera online. Retrieved [here](#).

² Reuters with The Guardian, 18.06.2019 "Mali attack: gunmen on motorbikes kill at least 41 people in two villages". The Guardian online. Retrieved [here](#).

³ ACAPS, 2019, *CrisisInSight Quarterly Risk Analysis June 2019*. ACAPS. Retrieved [here](#).

⁴ International Crisis Group, 2019, *CrisisWatch June 2019*. International Crisis Group. Retrieved [here](#).

⁵ International Crisis Group, 2019, *op. cit.*

⁶ UNHCR, 2019, data on refugees in Mali online. Retrieved [here](#).

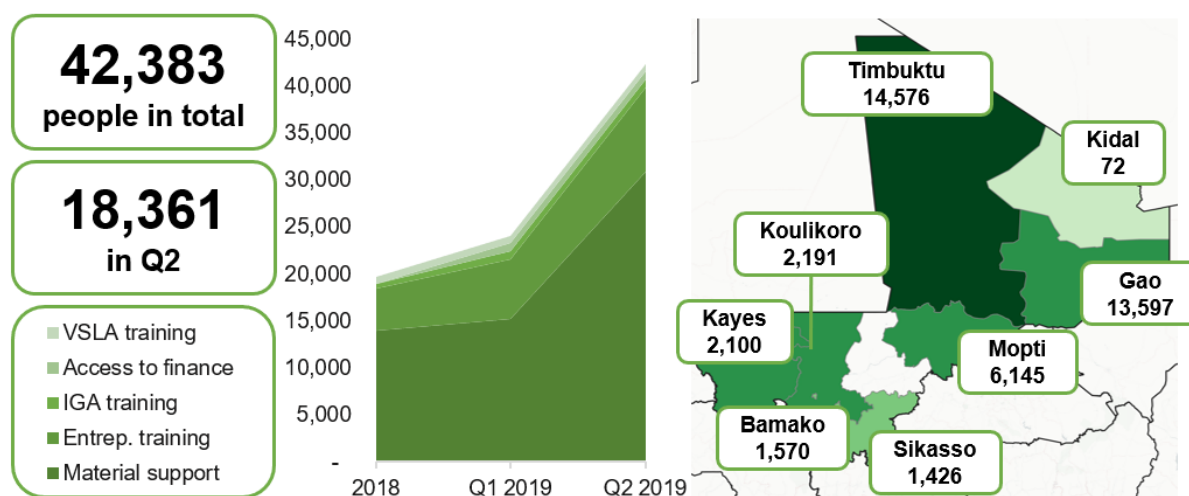
⁷ UNHCR Mali situation, Refugees, IDPs and Returnees as of 30 June 2019.

⁸ ACAPS, 23.05.2019. *Mali Bamako Floods – Briefing note*. ACAPS

1.2 Number of MSMEs created or supported	950	185	283	1,418
1.3 Number of people assisted to develop income-generating activities	19,750	4,272	18,361	42,383
1.4 Number of people benefiting from professional training (TVET) and/or skills development	2,758	495	2,223	5,476
1.5 Number of job placements facilitated and/or supported	0	138	415	553
1.6 Number of industrial parks and/or business infrastructure constructed, expanded or improved	7	4	0	11
1.7 Financial volume of new funding instruments for scholarships or self-employment	9,120	19,220	10,524	38,864
2.1 bis Number of social infrastructures built or rehabilitated	261	94	188	543
2.2 Number of basic social services delivered	13,556	1,962	6,852	22,370
2.3 Number of people receiving nutrition assistance	111,458	31,337	100,013	242,808
2.4 Number of people receiving food-security related assistance	11,995	198	1,753	13,946
2.5 Number of local governments and/or communities that adopt and implement local disaster risk reduction strategies	10	2	7	19
2.6 Hectares of land benefiting from improved agricultural management	1,037	3,011	6,062	10,110
2.7 Number of people reached by information campaigns on resilience-building practices and basic rights	28,401	5,437	28,009	61,847
2.8 Number of staff from local authorities and basic service providers benefiting from capacity building to strengthen service delivery	594	47	980	1,621
2.9 Number of people having access to improved basic services	1,698,654	23,247	60,034	1,781,935
3.4 Number of voluntary returns or humanitarian repatriations supported	1,611	394	1,132	3,137
3.5 Number of returning migrants benefiting from reintegration assistance	13,708	2,277	1,897	17,882
3.8 Number of refugees and forcibly displaced persons receiving legal assistance to support their integration	224	35	35	294
3.9 Number of early warning systems on migration flows created	10	0	0	10
3.10 Number of people benefiting from legal migration and mobility programmes	2	5	3	10
4.2 Number of staff [...] trained on security, border management, [...]	555	640	1,458	2,653
4.2 bis Number of institutions and non-state actors benefiting from capacity building [...] security, [...]	36	21	6	63
4.3 Number of people participating in conflict prevention and peace building activities	851	710	867	2,428
4.5 Number of cross-border cooperation initiatives created, launched or supported	8	4	4	16
4.6 Number of laws, strategies, policies and plans developed and/or directly supported	36	90	251	377
5.1 Number of multi-stakeholder groups and learning mechanisms formed and regularly gathering	12	0	7	19
5.2 Number of planning, monitoring and/or learning tools set up, implemented and/or strengthened	15	1	1	17
5.3 Number of field studies, surveys and other research conducted	24	4	15	43

Indicator 1.3: Number of people assisted to develop income-generating activities

Figure 25: Number of people assisted to develop income-generating activities (EUTF indicator 1.3), in Mali, June 2019¹



A total of 42,383 individuals have been assisted to develop income generating activities (IGA) as of June 2019. 18,356 people were assisted with IGAs in Q2 2019 (an increase of 76% compared to Q1 2019). In the second quarter of the year, while all Malian regions except Ségou and Kidal have benefitted from IGA support, most of these activities have been carried out in the Gao and Mopti regions, the former amounting to some seven thousand people (38%) supported to develop IGA and the latter around five thousand (27%). Beneficiaries in this quarter were mainly male (54%) bringing the overall gender balance to 49% men and 40% female.² The overwhelming majority of beneficiaries in Q2 (86%) were provided with material support by the KEY (81%) and EJOM (5%) programmes, with the remainder being trained on entrepreneurship by the PAFAM (7%), EJOM (5%) and RELAC II (2%) programmes.

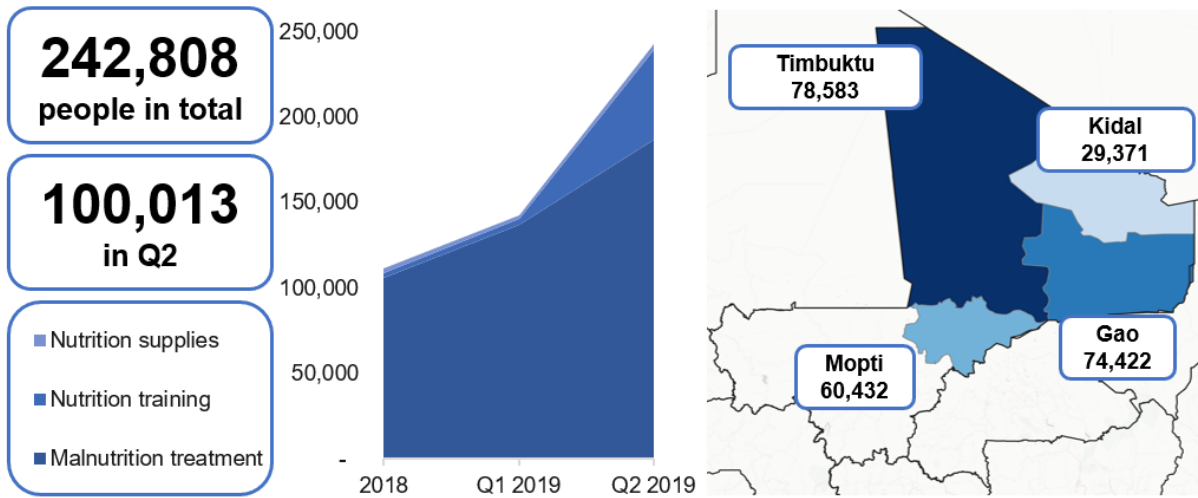
Indicator 2.3: Number of people receiving nutrition assistance

As of June 2019, 242,808 people have received nutrition assistance in Mali, 79% of whom are children under five years old, the remaining being adults. All the children were screened for malnutrition and referred for treatment in all the regions of intervention: Timbuktu, Mopti, Kidal and Gao. Overall, 54% of the recipients are female and 37% male (the remaining being unspecified). During the second quarter of 2019, 100,013 beneficiaries received nutrition assistance, an increase of 70% compared to the total achieved up to March 2019 (Q1). As in previous quarters, the totality of beneficiaries considered under indicator 2.3 are due to KEY programme's activities. In Q2 2019, Gao has been the region with the most beneficiaries (64,747, 65% of the total in Q2).

¹ The map colour code presents data for the programmes which have been able to disaggregate data at the first administrative level. Exclusions: 706

² The gender of the remaining beneficiaries is unspecified.

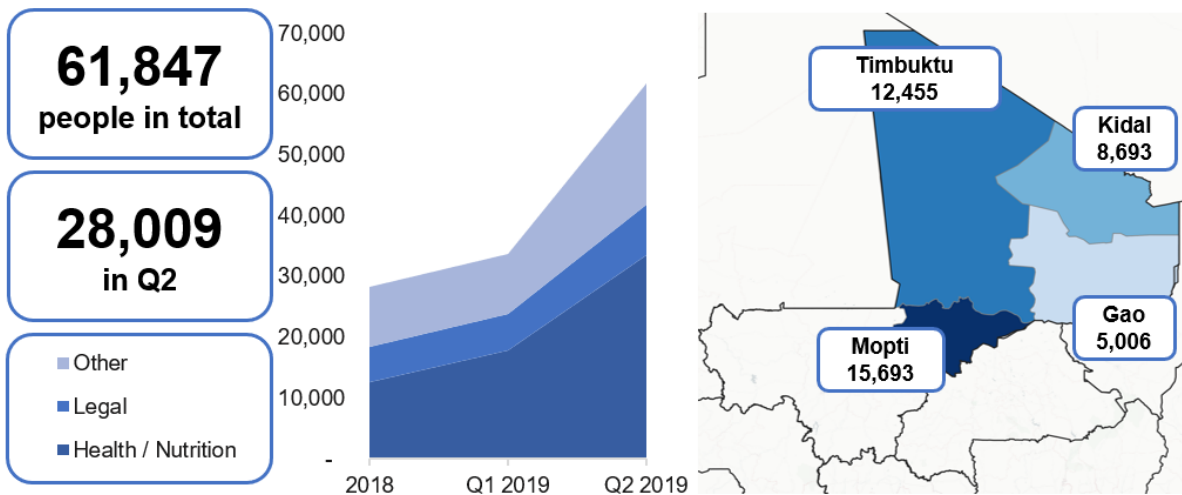
Figure 26: Number of people receiving nutrition assistance (EUTF indicator 2.3), in Mali, June 2019



Indicator 2.7: Number of people reached by information campaigns on resilience-building practices and basic rights

In total, 61,847 people have been reached by information campaigns on resilience building practices and basic rights in Mali. Most of them (68%) were exposed to awareness raising campaign on health, nutrition and legal rights conducted by the KEY programme. The PAECIS and Refugees' Resilience UNHCR programmes each reached 10,000 people. The large part of the people reached by these sensitisation campaigns live in the Mopti (15,693) and Timbuktu (12,455) regions.

Figure 27: Number of people reached by information campaigns on resilience-building practices and basic rights (EUTF indicator 2.7), in Mali, June 2019¹



¹ The map colour code presents data for the programmes which have been able to disaggregate data at the first administrative level. Exclusions: 20,000

3.8. MAURITANIA

3.8.1. COUNTRY PROFILE

On 22 June, Mohamed Ahmed Ould Ghazouani, Mauritania's Defence Minister and the ruling party's candidate, was elected as the new President of the country with 52% of votes in the first turn. The election concluded the first democratic transition since incumbent President Mohamed Ould Abdel Aziz seized power in 2008 in a coup.¹ Official results sparked protests among major opposition groups, their leaders reporting multiple alleged irregularities and opposition supporters clashing with security forces for several weeks.² The Africa Union, which held the only international electoral observation mission in the country, reported they were satisfied with the electoral process.³

Trends in the refugee crisis at the Malian border remain steady. In late June, the UNHCR counted 58,294 refugees in Mauritania, all of them in the M'bera camp, and almost all (98%) Malian nationals fleeing fighting in central Mali.⁴ According to UNHCR, several hundred Malian refugees belonging to the same customary group decided to go back to Mali during this quarter, fearing an upsurge of violence ahead of the Presidential elections⁵.

3.8.2. MAURITANIA AND THE EUTF COMMON OUTPUT INDICATORS

In Mauritania, 10 projects, including five regional, have provided data to the MLS in Q2. One project is newly included for this report: *Promo-Pêche* AECID.

Table 12: EUTF common output indicators for Mauritania, June 2019

EUTF Indicator	2018	2019-Q1	2019-Q2	Total
1.1 Number of jobs created	65	66	0	131
1.2 Number of MSMEs created or supported	200	84	152	436
1.3 Number of people assisted to develop income-generating activities	4,941	2,456	5,084	12,481
1.4 Number of people benefiting from professional training (TVET) and/or skills development	571	106	46	723
1.7 Financial volume of new funding instruments for scholarships or self-employment	0	1,480	0	1,480
2.1 bis Number of social infrastructures built or rehabilitated	10	15	0	25
2.2 Number of basic social services delivered	346	0	0	346
2.6 Hectares of land benefiting from improved agricultural management	8	4	8	20
2.7 Number of people reached by information campaigns on resilience-building practices and basic rights	7,134	52,374	28,100	87,608
2.8 Number of staff from local authorities and basic service providers benefiting from capacity building to strengthen service delivery	67	14	51	132
3.2 Number of migrants in transit, children in the mobility, IDPs and refugees protected and/or assisted	144	527	0	671
3.3 Number of migrants or potential migrants reached by information campaigns on migration [...]	590	106	13,058	13,754
3.4 Number of voluntary returns or humanitarian repatriations supported	949	1,137	2,084	4,170

¹ DW with Reuters and AFP, 23 June 2019, "Mauritania: Former General Mohamed Ould Ghazouani wins presidential election", DW online. Retrieved [here](#).

² France 24 with AFP, 26 June 2019, "Mauritania cracks down on opposition after disputed election", France 24 online. Retrieved [here](#).

³ Al Jazeera, 24 June 2019, "Mauritania's Ghazouani declared presidential vote winner", Al Jazeera online. Retrieved [here](#).

⁴ UNHCR Mauritania situation, Refugees, IDPs and Returnees as of 30 June 2019.

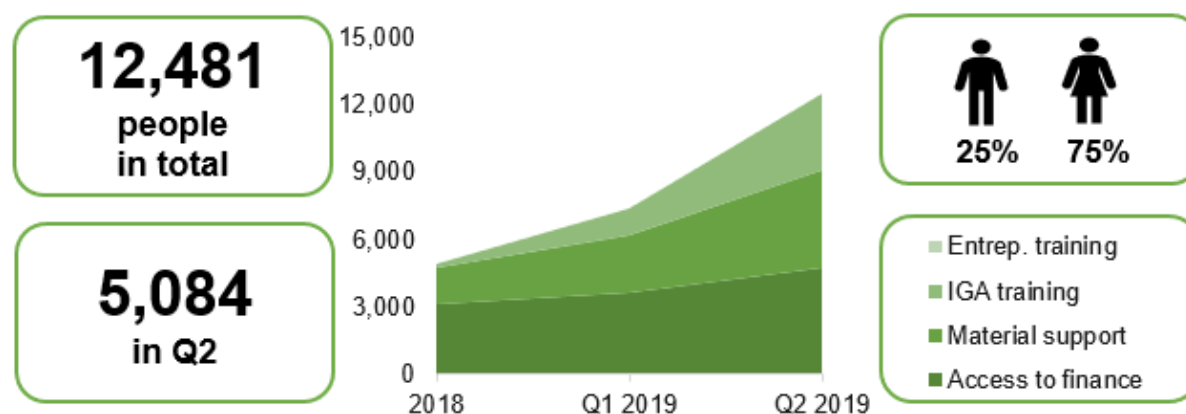
⁵ Interview with UNHCR in Mauritania, October 2019.

3.5 Number of returning migrants benefiting from reintegration assistance	11	4	0	15
3.6 Number of institutions [...] strengthened through capacity building on protection and migration management	5	27	3	35
3.7 Number of individuals trained on migration management	616	71	45	732
3.10 Number of people benefiting from legal migration and mobility programmes	0	1	0	1
3.11 Number of activities/events explicitly dedicated to raising awareness and sensitivity of general public regarding all aspects of migration	9	4	16	29
4.2 Number of staff [...] trained on security, border management, [...]	261	30	389	680
4.2 bis Number of institutions and non-state actors benefiting from capacity building[...] on security, [...]	13	17	0	30
4.3 Number of people participating in conflict prevention and peace building activities	15,250	265	1	15,516
4.5 Number of cross-border cooperation initiatives created, launched or supported	9	4	0	13
4.6 Number of laws, strategies, policies and plans developed and/or directly supported	39	2	2	43
5.1 Number of multi-stakeholder groups and learning mechanisms formed and regularly gathering	0	1	0	1
5.2 Number of planning, monitoring and/or learning tools set up, implemented and/or strengthened	25	2	1	28
5.3 Number of field studies, surveys and other research conducted	3	1	2	6

Indicator 1.3: Number of people assisted to develop income-generating activities

In total, 12,481 beneficiaries have been assisted by EUTF programmes to support income generating activities in Mauritania. In the second quarter of 2019, the number of individuals assisted increased by 69% (5,084 new beneficiaries). Similarly to Q1, all the IGA support came from the Refugees' Resilience UNHCR programme's activities in M'bera settlement. Proportions between different support types remained fairly stable: 43% of beneficiaries were supported through IGA training (vs 41% in Q1), 36% with material support (vs 37% in Q1) and 21% with access to finance (vs 22% in Q1).

Figure 28: Number of people assisted to develop income-generating activities (EUTF indicator 1.3), in Mauritania, June 2019

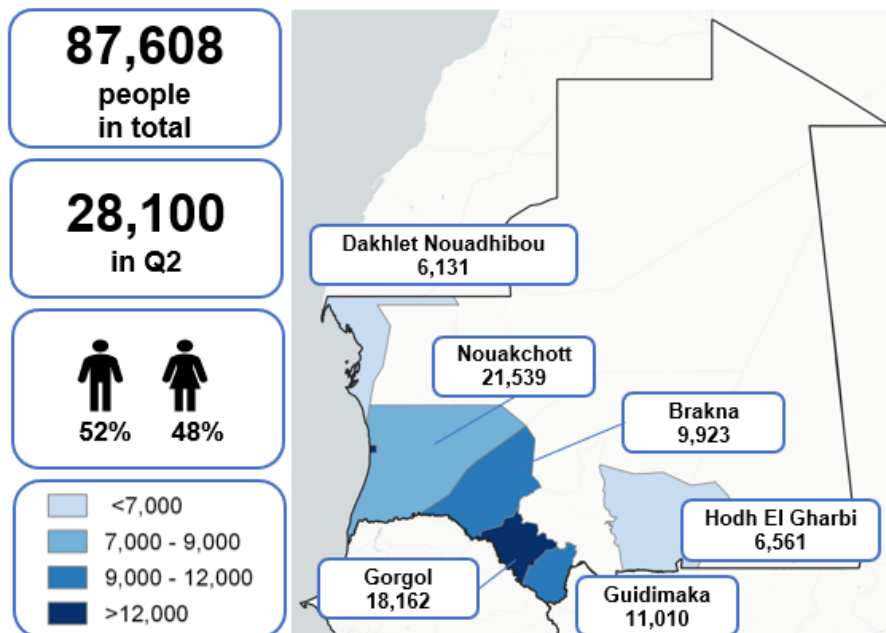


Indicator 2.7: Number of people reached by information campaigns on resilience-building practices and basic rights

In total, 87,608 people in Mauritania have been reached by information campaigns on resilience building practices and basic rights. These campaigns entirely consist of awareness raising events on the protection of children in mobility conducted by the AFIA program. In Q2 2019, sensitisation activities

expanded two new *wilayas*, reaching 21,539 people in Nouakchott and 6,561 in Hodh El Gharbi. Gender and age splits have not shown any diverging patterns when compared with previous quarters. The majority of beneficiaries (58%) are under 18.

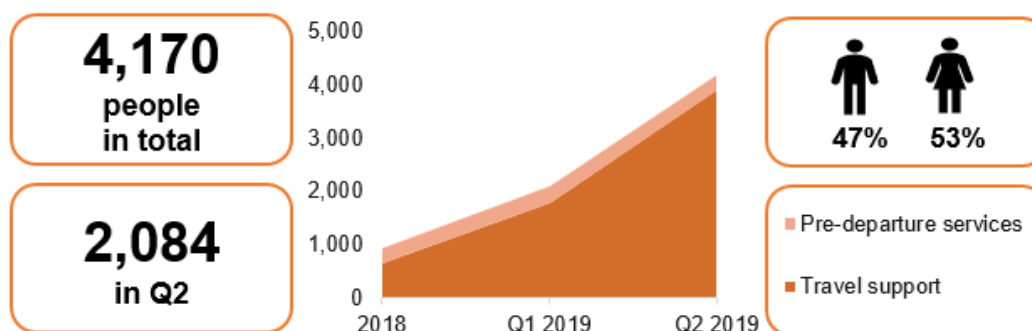
Figure 29: Number of people reached by information campaigns on resilience-building practices and basic rights (EUTF indicator 2.7), in Mauritania, June 2019



Indicator 3.4: Number of voluntary returns or humanitarian repatriations supported

In Mauritania, a total of 4,170 migrants (47% male and 53% female) have been assisted with voluntary return (VR) through travel support and pre-departure services. 2,084 individuals were supported in Q2 2019 alone, all of them refugees, which constitutes a 100% increase compared to the total achieved at the end of Q1 2019. UNHCR was the sole contributor to indicator 3.4 in Mauritania during Q2 2019. As part of their activity to support travel, UNHCR provided information, documentation and logistical support for voluntary return to refugees sheltered in the M'bera settlement in Mauritania and going back to Mali.

Figure 30: Number of voluntary returns or humanitarian repatriations supported (EUTF indicator 3.4) in Mauritania, June 2019



3.9. NIGER

3.9.1. COUNTRY PROFILE

Niger remains a major transit and host country in a rather unstable region, hosting more than 210,000 refugees as of July 2019.¹ Most of the refugees in Niger are from the Borno, Yobe and Adamawa states of Nigeria (118,868 people), and have arrived, for some as early as 2014, in the highly unsafe region of Diffa. Since the beginning of 2019 however, the scaling up of Boko Haram activities in Nigeria has brought Nigerians from the Sokoto and Zamfara states to flee into the Maradi region, where 35,055 Nigerian refugees were living as of July 2019.² Instability increased along the Burkina Faso border, and the region of Tillabéri now hosts 2,190 Burkinabé persons of concern who entered the country since the beginning of the year, and more than 1,000 Nigeriens who were internally displaced due to incursions by armed groups in the country.³ In addition, Tillabéri and Tahoua combined hosted 56,343 Malian refugees as of July 2019.⁴ These regions are also suffering from an increase of improvised explosive device (IED) attacks by the Islamic State in the Greater Sahara (ISGS) – nine since the beginning of 2019.⁵ This could indicate that the insurgency is escalating, as a result of the re-established connection with the parent organisation Islamic State (IS).⁶ Indeed, shortly after IS’s leader’s call urging attacks in the Sahel region, the ISGS began an assault that resulted in the deadly ambush of an army convoy, killing 28 Nigerien soldiers on 14 May.⁷ As of July 2019, there were 77,955 internally displaced people in the Tahoua and Tillabéri regions.⁸ Finally, the ongoing campaign of arrests and deportations from Algeria has increased its pace, with 2,700 people deported to the borders of Niger and Mali in April alone (over 8,000 since January).⁹ These deported Nigeriens add to the flow of migrants in the Agadez region.

¹ UNHCR Niger. Population of concern. July 2019. Retrieved [here](#).

² UNHCR Niger. *Chronologie des déplacements au Niger*. July 2019. Retrieved [here](#).

³ Ibid.

⁴ Op. Cit.

⁵ ACLED. Explosive developments: the growing threat of IEDs in Western Niger. June 2019. Retrieved [here](#).

⁶ ACLED. Heading the call: Sahelian militants answer Islamic State leader Al-Baghdadi’s call to arms with a series of attacks in Niger. May 2019. Retrieved [here](#).

⁷ BBC. Niger ambush: militants kill 28 soldiers near Mali. May 2019. Retrieved [here](#).

⁸ UNHCR. “Operational portal”. Niger. September 2019. Retrieved [here](#).

⁹ UNHCR. Mixed movements in West Africa. April 2019. Retrieved [here](#).

3.9.2. NEW EUTF PROGRAMMES IN THE REPORT – NIGER

Shimodu

The *Projet intégré d'appui à la résilience des populations vulnérables, réfugiées, déplacées, retournées et hôtes de la région de Diffa, Niger* (Shimodu) is a €10M programme implemented by ACTED in seven communes of the Diffa region of Niger. The programme was designed in complementarity to the Kallo Tchidaniwo programme and aims at strengthening the resilience of populations in the region. Shimodu is designed around five main components: i) improving access to basic services through the construction of infrastructures; ii) strengthening the resilience of communities through rehabilitation of lands and agriculture-related trainings; iii) supporting decentralization efforts through capacity building of targeted communes; iv) creating employment and economic opportunities through the support of income-generating activities and vocational training; and v) promote peacebuilding and mediation between communities.

Table 13: Shimodu programme

Key facts and figures

Full programme name	<i>Projet intégré d'appui à la résilience des populations vulnérables réfugiées, déplacées, retournées et hôtes de la région de Diffa, Niger</i>
Short programme name	Shimodu
Location(s) of implementation	Niger (Diffa region)
Total EUTF budget committed	€10,000,000
Date at which EUTF budget was committed	December 2017
Budget contracted so far	€10,000,000
Number of projects	1
Main IP(s)	ACTED
Number of projects in report	1

3.9.3. NIGER AND THE EUTF COMMON OUTPUT INDICATORS

In Niger, 15 projects, including seven regional, have provided data to the MLS in Q2. Two projects are newly included for this report: RESILAC and Shimodu.

Table 14: EUTF common output indicators for Niger, June 2019

EUTF Indicator	Up to end of 2018	Q1 2019	Q2 2019	Total
1.1 Number of jobs created	5,201	357	114	5,672
1.2 Number of MSMEs created or supported	151	20	0	171
1.3 Number of people assisted to develop income-generating activities	6,000	1,736	296	8,032
1.4 Number of people benefiting from professional training (TVET) and/or skills development	3,071	2,459	2,185	7,715
1.6 Number of industrial parks and/or business infrastructure constructed, expanded or improved	1	0	0	1
1.7 Financial volume of new funding instruments for scholarships or self-employment	0	0	4,950	4,950
2.1 Number of local development plans directly supported	0	0	1	1
2.1 bis Number of social infrastructures built or rehabilitated	74	29	5	108
2.2 Number of basic social services delivered	7,109	3,110	96	10,315
2.4 Number of people receiving food-security related assistance	65,081	3,631	691	69,403
2.6 Hectares of land benefiting from improved agricultural management	4,680	0	12,598	17,278

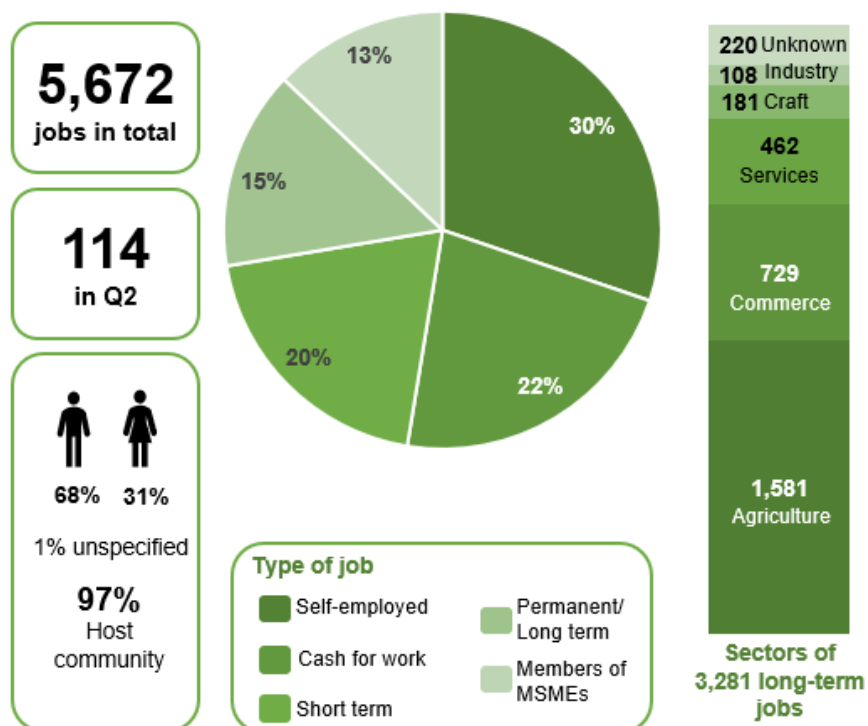
2.7 Number of people reached by information campaigns on resilience-building practices and basic rights	120	3,224	3,224	6,567
2.8 Number of staff from local authorities and basic service providers benefiting from capacity building to strengthen service delivery	367	176	58	601
2.9 Number of people having access to improved basic services	115,436	189,072	26,302	330,810
3.2 Number of migrants in transit , children in the mobility, IDPs and refugees protected and/or assisted	2,295	564	1,421	4,280
3.3 Number of migrants or potential migrants reached by information campaigns on migration and risks linked to irregular migration	263,488	53,416	54,753	371,657
3.4 Number of voluntary returns or humanitarian repatriations supported	24,052	4,311	14	28,377
3.5 Number of returning migrants benefiting from reintegration assistance	5,219	476	295	5,990
3.6 Number of institutions and non-state actors directly strengthened through capacity building or operational support on protection and migration management	35	11	12	58
3.7 Number of individuals trained on migration management	627	242	229	1,098
3.8 Number of refugees and forcibly displaced persons receiving legal assistance to support their integration	1,642	151	240	2,033
3.9 Number of early warning systems on migration flows created	2	0	0	2
3.10 Number of people benefiting from legal migration and mobility programmes	0	0	3	3
3.11 Number of activities/events explicitly dedicated to raising awareness and sensitivity of general public regarding all aspects of migration	9,233	1,053	886	11,172
4.1 Number of border stations supported to strengthen border control	10	0	0	10
4.2 Number of staff from governmental institutions, internal security forces and relevant non state actors trained on security, border management, CVE, conflict prevention, protection of civilian populations and human rights	1,614	272	701	2,587
4.2 bis Number of institutions and non-state actors benefiting from capacity building and operational support on security, border management, CVE, conflict prevention, protection and human rights	56	17	16	89
4.3 Number of people participating in conflict prevention and peace building activities	395,666	12,275	523	408,464
4.5 Number of cross-border cooperation initiatives created, launched or supported	8	4	0	12
4.6 Number of laws, strategies, policies and plans developed and/or directly supported	33	0	20	53
4.8 Number of national/regional/local networks and dialogues on migration related issues newly established or functionally enhanced	0	1	2	3
5.1 Number of multi-stakeholder groups and learning mechanisms formed and regularly gathering	46	0	4	50
5.2 Number of planning, monitoring and/or learning tools set up, implemented and/or strengthened	94	11	31	136
5.3 Number of field studies, surveys and other research conducted	7	0	1	8

Indicator 1.1: Number of jobs created

In Niger, 5,672 jobs have been created thanks to EUTF-funded activities. Men and women benefited unequally from job creation with 68% going to men and 32% to women. 22% of jobs consisted in cash for work activities and an additional 20% were short-term jobs. Out of the 2,391 short term and cash for work jobs, 1,947 were created for infrastructure construction: in Niger, 98 infrastructures were built and rehabilitated (nine additional were equipped or expanded) by EUTF-funded projects. These cash for work activities aimed at supporting short-term economic engagement from the population and were

aimed at broad parts of the people. However, because manual labour is traditionally a more male activity, they relied mostly (73%) on men.

Figure 31: Number of jobs created (EUTF indicator 1.1), in Niger, June 2019

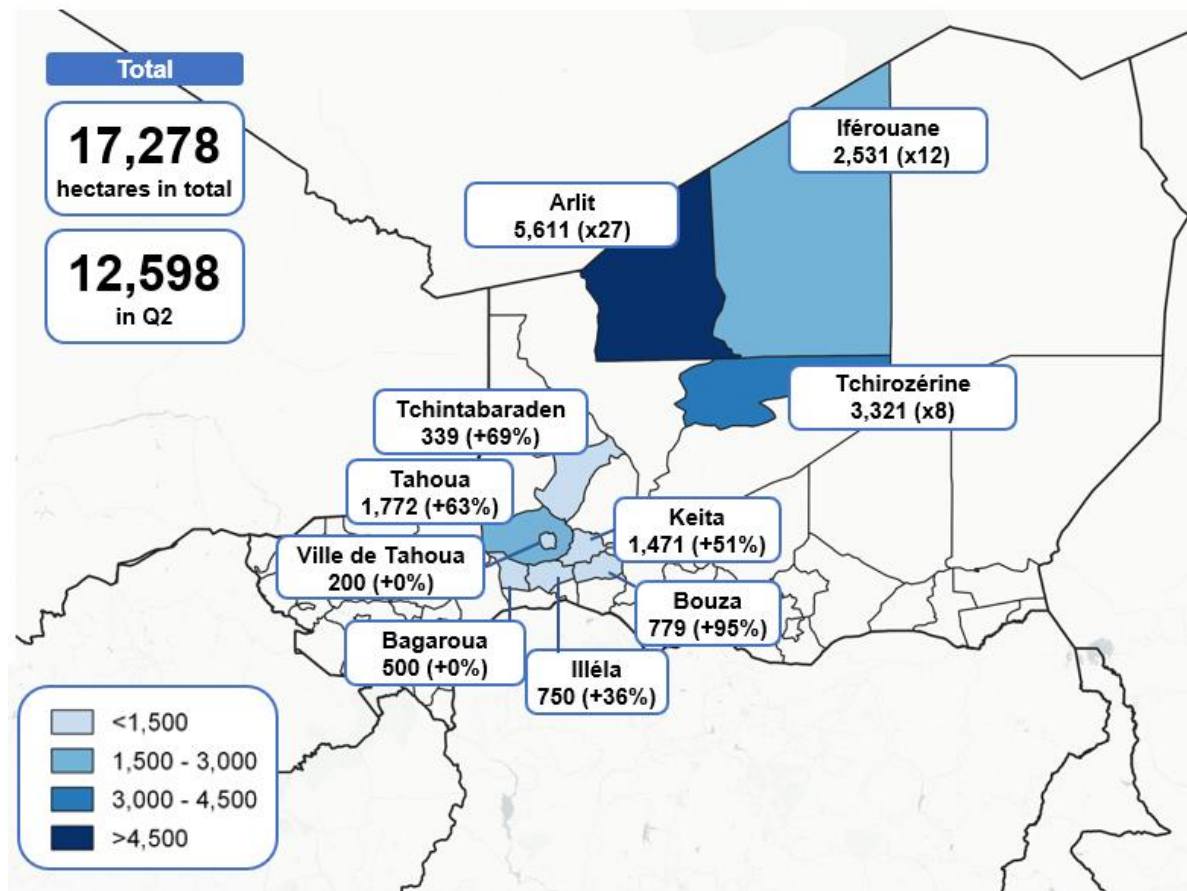


Out of a total of 3,281 jobs falling under a broad definition of long-term jobs, 1,715 (or 30% of the total jobs created in Niger) were self-employed jobs. 835 people were permanently employed by companies, and 732 people were employed as members of MSMEs supported or created by EUTF projects. People who have benefited from support to develop longer-term jobs are mostly working in the agricultural and agro-sylvo-pastoral fields (1,582 people).

Only cash-for-work jobs were reported in Q2 2019, but this is explained by the fact that most projects implementing long term job creating activities conduct yearly studies about their beneficiaries. The numbers will be added later as the results about job creation are collected.

Indicator 2.6: Hectares of land rehabilitated

Figure 32: Hectares of land rehabilitated (EUTF indicator 2.6), in Niger, June 2019



17,278 hectares of land were rehabilitated or protected in Niger by EUTF-funded projects, with 12,598 hectares in 2019 (there was no data for Q1 2019). The department of Arlit saw the most significant increase, with 5,413 hectares protected from floods by constructions on the banks of the rivers in the second quarter of 2019. 62% of the hectares have been protected and 38% have been rehabilitated. According to Mahamadou Issoufou, President of Niger, the country is “already living with the practical results of climate change. Floods alternating with droughts [are] already having huge consequences on agricultural production”¹ in a country where 80% of the economy relies on agriculture. This explains the importance of both rehabilitating land and protecting it from floods. 63,948 people benefitted from this rehabilitation and protection of lands (indicator 2.4) which helped ensure their food security.

Indicator 2.7: Number of people reached by information campaigns on resilience-building practices and basic rights

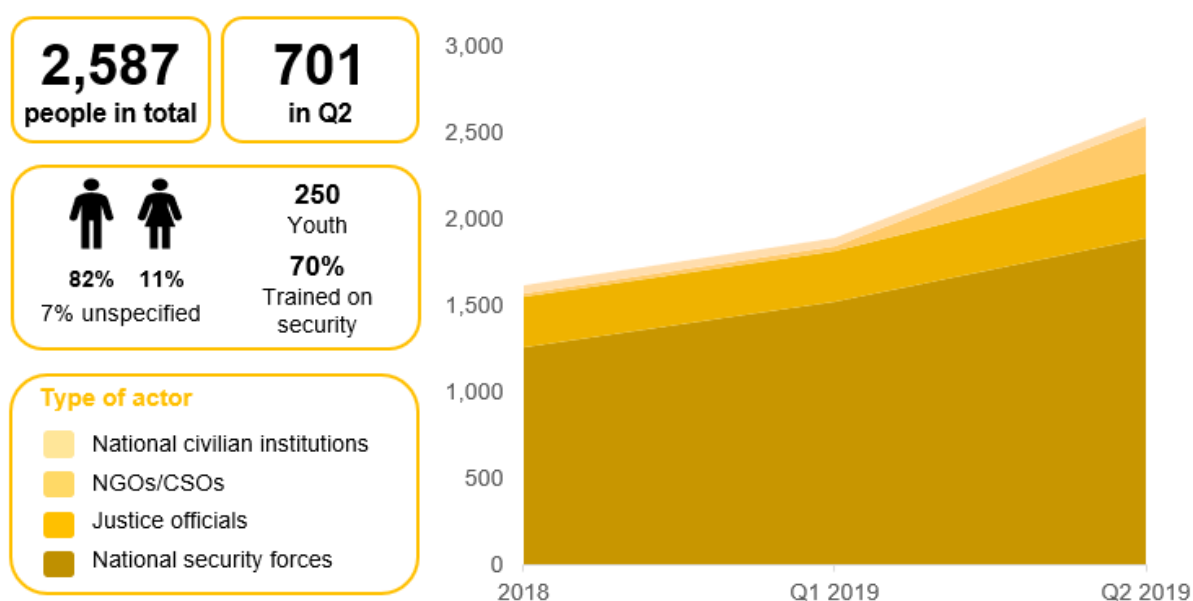
6,567 people have been reached by information campaigns on resilience building practices in Niger so far, 55% of them women. This number saw an increase of 96% in Q2 2019 and 6,447 of the total number of beneficiaries were reached in 2019. 98% of the beneficiaries were reached through awareness raising activities organized by the Shimodu project in the Diffa region (61% in the Diffa department alone). 52% of the beneficiaries were reached through agriculture demonstrations while 46% attended events on hygiene and sanitation practices.

¹ Mahamadou Issoufou, president of the Republic of Niger, as quoted by The Guardian. *Niger's president blames explosive birth rate on 'a misreading of Islam'*. October 2019. Retrieved [here](#).

Indicator 4.2: Number of staff trained on security, border management, CVE, conflict prevention, protection of civilian populations and human rights

2,587 people have been trained or supported in Niger so far, with a 37% increase in Q2 2019. While people trained or supported otherwise in Q1 were overwhelmingly male (89%), men amounted to 77% of those supported in Q2. This mostly stems from the fact that most people supported in Q1 were national security forces (98%) while 36% of Q2 beneficiaries were NGOs/CSOs staff. In addition, in Niger, mostly due to the AJUSEN Justice project, 15% of the beneficiaries are justice officials. Security is the main subject of training (70% overall) but accounted for 49% of trainings in Q2, mostly because of 250 people (36% of the Q2 total) who were trained on conflict prevention and peacebuilding by *La Voix des Jeunes II* programme. Overall, 84% of all beneficiaries in this indicator have been trained, while 10% have received equipment.

Figure 33: Number of staff trained on security, border management, CVE, conflict prevention, protection of civilian populations and human rights (EUTF indicator 4.2), in Niger, June 2019



3.10. NIGERIA

3.10.1. COUNTRY PROFILE

After winning an intensely disputed election in February, Nigeria's incumbent president and former military dictator Muhammadu Buhari was sworn in on 29 May, taking a new four-year tenure as head of Africa's most populous nation. Buhari began his second term facing heightened pressure to defeat Islamic extremism and boost the oil-dependent economy amid concerns over his health. The country has almost 87 million people living in extreme poverty¹ – the highest of any country in the world – and this has changed little since Buhari first took office. Also, Nigeria is still ranked 144 out of 180 countries² in terms of perception of corruption. In the coming years, however, Buhari's main challenge is likely to be the worsening security situation as Boko Haram has recently scaled up attacks in the country's north-eastern region.

¹ CIA World Factbook 2018, Retrieved [here](#).

² Transparency International, 2018, Retrieved [here](#)

Years of violence have left 35,000 dead and displaced 2,5 million people across the Lake Chad Basin region¹. An estimated 7,7 million people², half of whom are children, badly need humanitarian aid, in the most affected states of Borno, Adamawa and Yobe. In the Borno camps, the hub of the insurgency, and across the border in Chad and Cameroon, people have little hope or resources, and the youth remain prime targets for militia recruitment. As of June 2019, the number of Nigerian IDPs has remained stable at around 1,95 million. Also, as of September 2019, the number of Nigerian refugees in neighbouring countries, including Niger, Cameroon and Chad, grew slightly to reach 243,704 (compared to 232,465 in December 2018).³

According to UNICEF, in May, 894 children were freed in the north-eastern town of Maiduguri by the Civilian Joint Task Force (CJTF), a pro-government vigilante group that works closely with the military to fight Boko Haram.⁴ More than 1,700 children have now been released in total by the CJTF, which in September 2017, after a year of negotiations with the UN, signed a commitment to end the recruitment and use of children. In Nigeria's north-east, between 2013 and 2017, non-state armed groups had recruited more than 3,500 children.⁵

3.10.2. NIGERIA AND THE EUTF COMMON OUTPUT INDICATORS

In Nigeria, six projects, including three regional, have provided data to the MLS in Q2. One regional project is newly included for this report: RESILAC.

Table 15: EUTF common output indicators for Nigeria, June 2019

EUTF Indicator	Up to end of 2018	Q1 2019	Q2 2019	Total
1.1 Number of jobs created	3,591	0	55	3,646
1.2 Number of MSMEs created or supported	257	0	29	286
1.3 Number of people assisted to develop income-generating activities	14,008	302	21	14,332
1.4 Number of people benefiting from professional training (TVET) and/or skills development	774	10	2	786
1.5 Number of job placements facilitated and/or supported	984	0	0	984
1.7 Financial volume of new funding instruments for scholarships or self-employment	0	25,420	9,704	35,124
2.1 Number of local development plans directly supported	12	0	0	12
2.1 bis Number of social infrastructures built or rehabilitated	431	22	5	458
2.2 Number of basic social services delivered	206,345	85,758	85,548	377,651
2.4 Number of people receiving food-security related assistance	37,983	450	11,825	50,258
2.6 Hectares of land benefiting from improved agricultural management	0	0	1	1
2.7 Number of people reached by information campaigns on resilience-building practices and basic rights	114,224	4,537	762	119,523
2.8 Number of staff from local authorities and basic service providers benefiting from capacity building to strengthen service delivery	6,603	0	885	7,488
2.9 Number of people having access to improved basic services	49,100	17,500	0	66,600
3.3 Number of migrants or potential migrants reached by information campaigns on migration and risks linked to irregular migration	1,265	254	642	2,161
3.4 Number of voluntary returns or humanitarian repatriations supported	0	0	1,453	1,453

¹ UNHCR, 2019, Retrieved [here](#)

² Médecins Sans Frontières, 2019, Retrieved [here](#)

³ UNHCR, Data Portal, Retrieved [here](#)

⁴ The Guardian, May 2019, Retrieved [here](#)

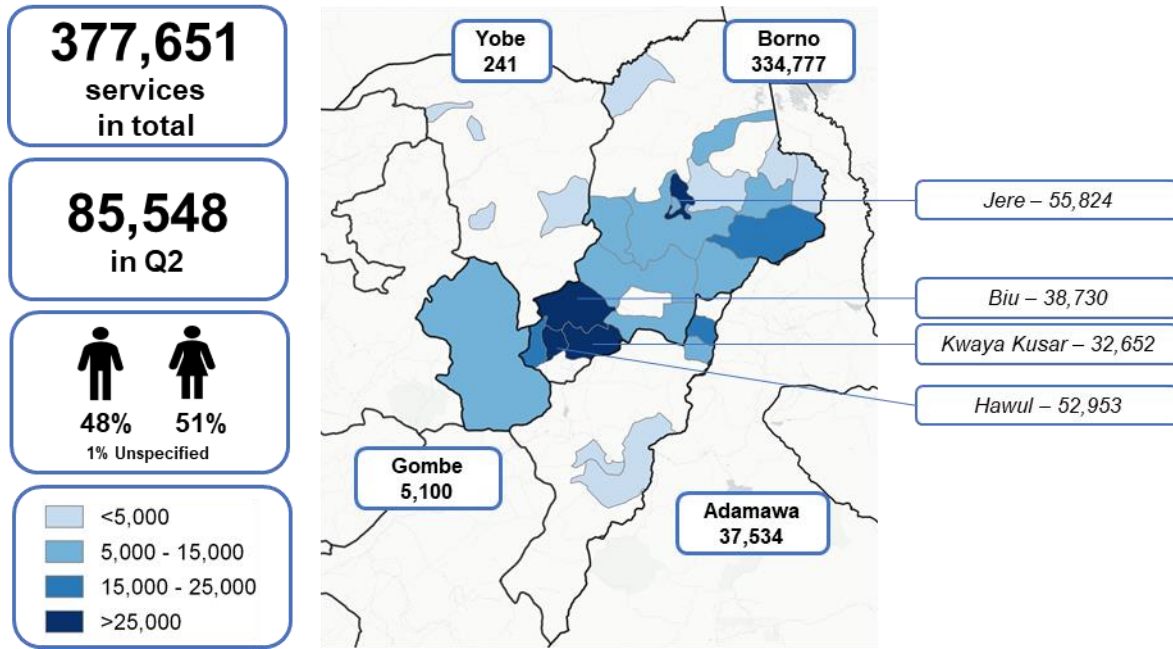
⁵ Ibid

3.5 Number of returning migrants benefiting from reintegration assistance	11,494	1,171	1,379	14,044
3.9 Number of early warning systems on migration flows created	5	0	0	5
3.10 Number of people benefiting from legal migration and mobility programmes	0	11	2	13
3.11 Number of activities/events explicitly dedicated to raising awareness and sensitivity of general public regarding all aspects of migration	10	4	20	34
4.2 Number of staff from governmental institutions, internal security forces and relevant non state actors trained on security, border management, CVE, conflict prevention, protection of civilian populations and human rights	8,131	873	591	9,595
4.2 bis Number of institutions and non-state actors benefiting from capacity building and operational support on security, border management, CVE, conflict prevention, protection and human rights	625	47	17	689
4.3 Number of people participating in conflict prevention and peace building activities	24,592	2,851	5,421	32,865
4.6 Number of laws, strategies, policies and plans developed and/or directly supported	9	1	1	11
5.1 Number of multi-stakeholder groups and learning mechanisms formed and regularly gathering	33	1	0	34
5.2 Number of planning, monitoring and/or learning tools set up, implemented and/or strengthened	19	3	5	27
5.3 Number of field studies, surveys and other research conducted	20	1	0	21

Indicator 2.2: Number of basic social services delivered

377,651 basic social services have been delivered in Nigeria by EUTF-funded projects to IDPs and host communities affected/displaced by the conflict with armed opposition groups. In Q2 2019, 85,548 services (compared with 85,758 in Q1) were delivered, almost all (99%) consisting of psychosocial assistance to children in Borno State by UNICEF's PSS program. Overall, the programme focused on Borno State (334,777) and Jere, Hawul, Kwaya Kusar and Biu were the most addressed Local Government Areas (LGAs).

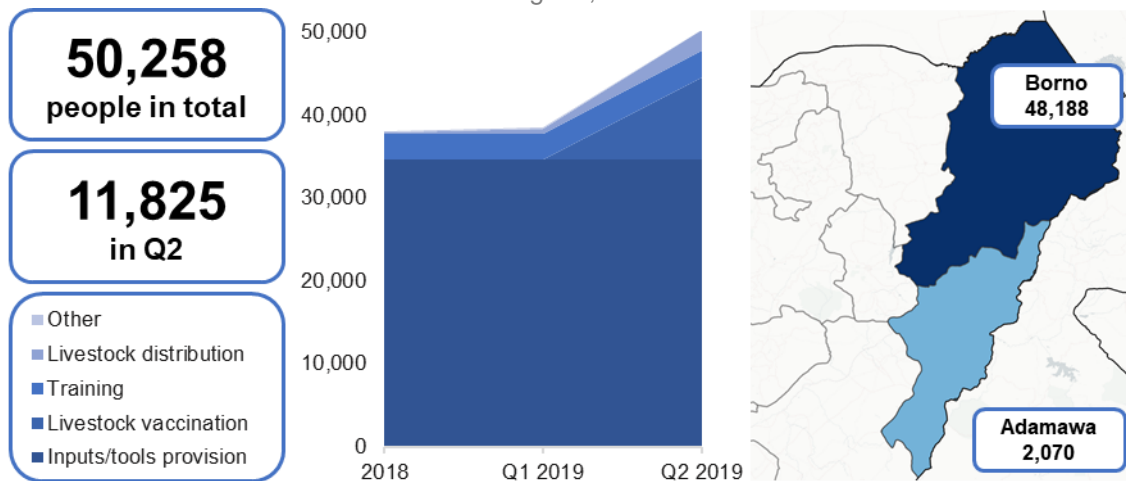
Figure 34 - Number of basic social services delivered (EUTF indicator 2.2), in Nigeria, June 2019¹



Indicator 2.4: Number of people receiving food security-related assistance

As of 31 June 2019, 50,258 people have been provided with food security-related assistance in Nigeria. 11,825 were assisted in Q2 alone, representing an increase of 31% from Q1 2019. The Response Recovery and Resilience (RRR) programme, which has been the sole contributor to this indicator this reporting period, has provided vaccinations to the livestock of 9,788 beneficiaries from vulnerable households (83%), distributed livestock to 1,820 youth (15%) and trained 217 farmers (2%) on improved agricultural practices. Activity in Q2 fully focused on Borno, bringing the total in the state up to 48,188 versus 2,070 previously reached in Adamawa.

Figure 35 – Number of people receiving food security-related assistance (EUTF indicator 2.4), in Nigeria, June 2019

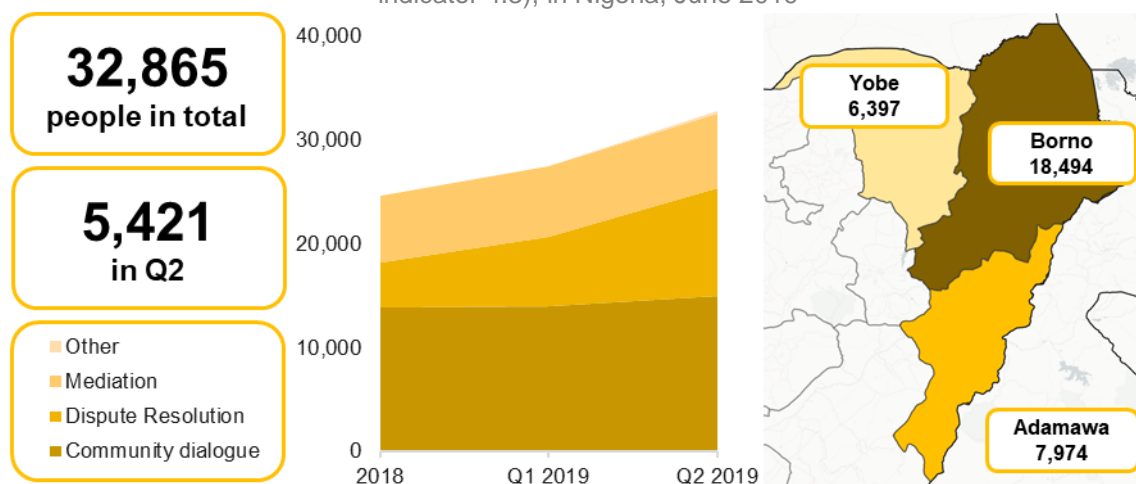


¹ The map colour code presents data for the programmes which have been able to disaggregate data at the second administrative level (LGA). Exclusions: 31,809 in Borno.

Indicator 4.3: Number of people participating in conflict prevention and peace building activities

5,421 people took part in conflict prevention and peace building activities in Nigeria during the second quarter of 2019, bringing the total to 32,865 people. Borno accounts for 62% of the progress made in Q2 2019 with 3,367 people participating in conflict prevention and peace building activities. Yobe reported 1,755 beneficiaries during Q2 2019, accounting for 32% of this quarter’s progress. Finally, Adamawa State contributed the remaining 6%. “Enhancing state and community level conflict management capability in North Eastern Nigeria” (MCN) programme, as in the previous quarter, has been the largest contributor to indicator 4.3, with a total of 5,071 people reached. RESILAC programme, which is for the first time introduced in this report, reached the remaining 350.

Figure 36 –Number of people participating in conflict prevention and peace building activities (EUTF indicator 4.3), in Nigeria, June 2019



3.11. SENEGAL

3.11.1. COUNTRY PROFILE

In Senegal, the second quarter of 2019 was marked by the appointment of a new government. After being re-elected for a second term with 58% of the votes in the first round on 24 February, incumbent President Macky Sall of the Alliance for the Republic was sworn in on 2 April in Diamniado, a city near Dakar, the West African state's capital.¹ On 6 April, he nominated Mahammed Boun Abdallah Dione for a second term as Senegal's Prime Minister.² Together, they appointed a new government with a few notable developments: first, the new government is smaller in size, with 32 Ministers and three Secretaries of State, as compared to 39 Ministers in the outgoing government.³ Second, the new government has undergone a slight increase in its proportion of women in office, with 25% women Ministers, as opposed to 20% in the outgoing government.⁴ Third, the department of economics and finance has been split into two: the Ministry of Finance and Budget and the Ministry of Economy, Planning and International Cooperation, a change which mirrors the organisation of the administrations of more developed states.⁵ Fourth and finally, the position of Prime Minister was abolished by Mahammed Boun Abdallah Dione himself, an unforeseen development that had not been part of Macky Sall's re-election campaign.⁶ One of Macky Sall's most prominent campaign pledges was to accelerate the implementation of the *Plan Sénégal Emergent* (PSE)⁷, a forward-looking national development strategy whose aim is to consolidate present achievements in terms of democratic governance and ensure Senegal's economic, social and political stability.⁸

According to IOM, June 2019 was marked by three different kinds of migration flows transiting through Senegal's Flow Monitoring Points (FMPs): short-term local movements (43%), long-term economic migration (41%) and seasonal migration (3%). Dakar was a prime destination city (84% of all arrivals), and Bamako a prime origin city (88% of all departures). Important internal flows (68%) between Tambacounda and cities bordering Mali, Guinea and The Gambia were also observed.⁹

3.11.2. SENEGAL AND THE EUTF COMMON OUTPUT INDICATORS

In Senegal, 11 projects, including two regional, have provided data to the MLS in Q2.

Table 16: EUTF common output indicators for Senegal, June 2019

EUTF Indicator	Up to end of 2018	Q1 2019	Q2 2019	Total
1.1 Number of jobs created	507	466	2,421	3,393
1.2 Number of MSMEs created or supported	1,362	78	127	1,567
1.3 Number of people assisted to develop income-generating activities	3,838	3,089	3,580	10,507
1.4 Number of people benefiting from professional training (TVET) and/or skills development	5,812	3,639	9,948	19,399
1.5 Number of job placements facilitated and/or supported	30	0	45	75
1.7 Financial volume of new funding instruments for scholarships or self-employment	0	44,658	15,640	60,298
2.1 Number of local development plans directly supported	2	16	6	24
2.1 bis Number of social infrastructures built or rehabilitated	202	0	230	432

¹ Dogru, A. "New government formed in Senegal". AA. April 8th, 2019. Retrieved [here](#).

² Jeune Afrique. « Sénégal, un nouveau gouvernement dans la continuité ». April 8th, 2019. Retrieved [here](#).

³ Gueye, S. A. « Nouveau gouvernement resserré et plus féminin au Sénégal ». VOA. April 8th, 2019. Retrieved [here](#).

⁴ *Ibid.*

⁵ *Ibid.*

⁶ Le Monde. « Sénégal : le poste de premier ministre est officiellement supprimé ». May 14th, 2019. Retrieved [here](#).

⁷ Gueye, S. A. « Nouveau gouvernement resserré et plus féminin au Sénégal ». VOA. April 8th, 2019. Retrieved [here](#).

⁸ Gouvernement de la République du Sénégal. Plan Sénégal Émergent (PSE). Retrieved [here](#).

⁹ IOM. DTM - Point de suivi des flux de population : Sénégal. June 2019. Retrieved [here](#).

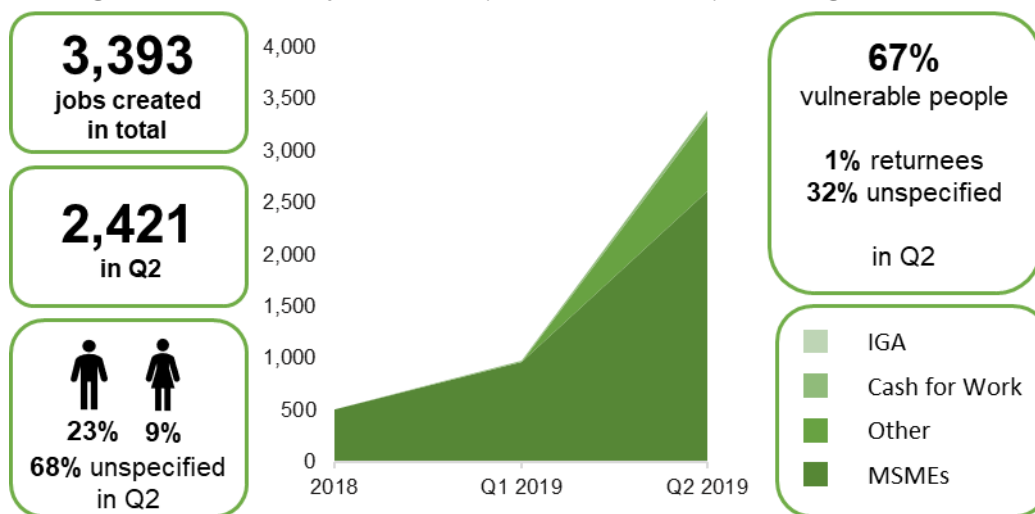
2.2 Number of basic social services delivered	6,976	0	3,528	10,504
2.3 Number of people receiving nutrition assistance	38,854	1,998	28,229	69,081
2.4 Number of people receiving food-security related assistance	18,480	10,885	79	29,444
2.5 Number of local governments and/or communities that adopt and implement local disaster risk reduction strategies	0	0	21	21
2.6 Hectares of land benefiting from improved agricultural management	100	98	102	300
2.7 Number of people reached by information campaigns on resilience-building practices and basic rights	22,404	0	20,821	43,225
2.8 Number of staff from local authorities and basic service providers benefiting from capacity building to strengthen service delivery	673	146	117	936
2.9 Number of people having access to improved basic services	1,170	0	1,330	2,500
3.1 Number of projects by diaspora members	19	14	0	33
3.3 Number of migrants or potential migrants reached by information campaigns on migration and risks linked to irregular migration	12,680	7,396	0	20,076
3.4 Number of voluntary returns or humanitarian repatriations supported	0	0	226	226
3.5 Number of returning migrants benefiting from reintegration assistance	3,937	244	257	4,439
3.6 Number of institutions and non-state actors directly strengthened through capacity building or operational support on protection and migration management	0	8	0	8
3.7 Number of individuals trained on migration management	0	147	0	147
3.9 Number of early warning systems on migration flows created	1	0	0	1
3.10 Number of people benefiting from legal migration and mobility programmes	0	7	8	15
3.11 Number of activities/events explicitly dedicated to raising awareness and sensitivity of general public regarding all aspects of migration	222	74	55	351
4.2 Number of staff from governmental institutions, internal security forces and relevant non state actors trained on security, border management, CVE, conflict prevention, protection of civilian populations and human rights	153	0	150	303
4.2 bis Number of institutions and non-state actors benefiting from capacity building and operational support on security, border management, CVE, conflict prevention, protection and human rights	1	0	0	1
4.6 Number of laws, strategies, policies and plans developed and/or directly supported	12	4	11	27
5.1 Number of multi-stakeholder groups and learning mechanisms formed and regularly gathering	0	0	1	1
5.2 Number of planning, monitoring and/or learning tools set up, implemented and/or strengthened	0	6	0	6
5.3 Number of field studies, surveys and other research conducted	20	4	1	25

Indicator 1.1: Number of jobs created

Overall, 3,393 jobs have been created up to June 2019 in Senegal. 2,421 jobs were added in this quarter alone, representing a 249% increase from the figures achieved up to March 2019. Among these 2,421 jobs, at least 561 were occupied by men (23% of the total job supply) and 215 by women (9%), the remaining 68% being unspecified. Between April and June 2019, the primary type of support was undoubtedly employment through the establishment of MSMEs, which provided 1,656 jobs (68%, a 173% increase from the figures achieved up to March 2019 where 960 jobs provided employment through the establishment of MSMEs). Additionally, 36 jobs provided employment through cash-for-work (1%). 1,642 of jobs created in Q2 were short-term (68%). It is worth noting that the jobs provided

through the establishment of MSMEs were mainly occupied by vulnerable people or potential migrants (98%, while the remaining 2% were unspecified).

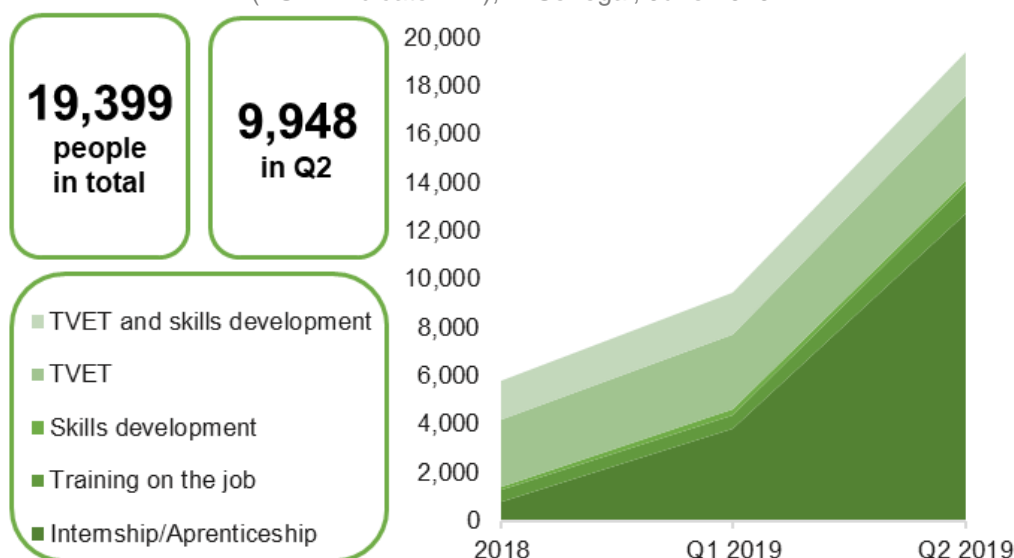
Figure 37: Number of jobs created (EUTF indicator 1.1), in Senegal, June 2019



Indicator 1.4: Number of people benefitting from professional training (TVET) and/or skills development

Overall, 19,399 people have been benefitting from professional training (TVET) and/or skills development up to June 2019 in Senegal. 9,948 beneficiaries were added in this quarter alone, representing a 105% increase from the figures achieved up to March 2019. Between April and June 2019, TVET and skills development was by far the primary type of action supported in Senegal, with 8,894 beneficiaries (89%), which represents an overwhelming 232% increase from the figures achieved up to March 2019, where 3,831 beneficiaries benefitted from TVET and skills development. TVET only affected 576 beneficiaries (6%), while training on the job affected 436 beneficiaries (4%) and internships and apprenticeships rank last, as they affected only 42 beneficiaries. TVET was mainly provided to men (62%, as opposed to 35% of women, while the remaining 3% were unspecified) and vulnerable people and potential migrants (94%, while the remaining 6% were unspecified).

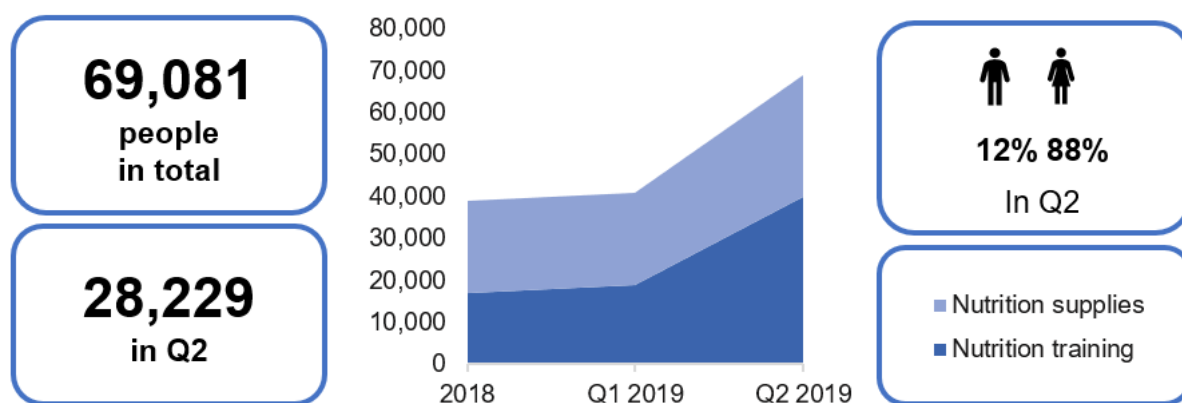
Figure 38: Number of people benefitting from professional training (TVET) and/or skills development (EUTF Indicator 1.4), in Senegal, June 2019



Indicator 2.3: Number of people receiving nutrition assistance

Overall, 69,081 people have been receiving nutrition assistance as of June 2019 in Senegal. 28,229 beneficiaries were added in this quarter alone, representing a 69% increase from the figures achieved up to March 2019. Among these 28,229 people, an overwhelming 24,809 were women (88% of total beneficiaries) and 3,420 were men (12%). 7,408 were under 5 years old (26%), while the remaining 20,821 or 74% were unspecified. 20,821 were vulnerable people or potential migrants (74%), while the remaining 7,408 or 26% were unspecified. Between April and June 2019, nutrition training and sensitisation was by far the primary type of support provided in Senegal, with 20,821 beneficiaries (74%), which represents a 109% increase from the figures achieved up to March 2019, where 19,072 beneficiaries benefitted from nutrition training and sensitisation. The provision of nutrition supplies ranks second with 7,408 beneficiaries (26%). Both nutrition training and provision of nutrition supplies disproportionately affected women, with respectively 20,821 women (100%) and 3,988 women (54%) receiving both types of support.

Figure 39: Number of people receiving nutrition assistance (EUTF indicator 2.3), in Senegal, June 2019



4. CONCLUSIONS

This report is the result of the third round of data collection conducted by the MLS team of the EUTF's Sahel and Lake Chad window.

The first report included data for 69 projects. New field visits to Cameroon, Guinea and The Gambia, as well as new projects already visited for the previous report added 23 new projects to the MLS database. As a result, the second report showed data for 92 projects. The current report added another 15 projects which recently started generating results, and thus includes data on 107 projects. Thanks to the continued cooperation of Implementing Partners, data collection for this report went particularly well, and IPs which could not provide data for the previous period generally corrected this.

Work on the systematic review of common EUTF output indicators has continued with the indicators of Strategic Objectives 2 and 3 and should soon be completed.

This fruitful collaboration with Implementing Partners has yielded a vast amount of data with a very high level of precision, which allows for detailed analyses – only a portion of which are shown in this report – and for accurate monitoring of the Trust Fund's achievements in terms of outputs.

With many programmes now in their full implementation pace and new programmes starting activities, major progress was reported this quarter towards the strategic objectives of the Trust Fund.

On the employment and economic development front, more than 33,000 beneficiaries were assisted in developing income generating activities (indicator 1.3) during the quarter, bringing the total achieved by EUTF-financed projects to almost 130,000; 20,000 new beneficiaries received professional training (indicator 1.4, total of 51,000); 7,500 jobs (or full-term equivalent jobs) were created (indicator 1.1) this quarter, for a total of 27,600; and 1,600 MSMEs were created or assisted (indicator 1.2, total of 5,700).

Contributing to the resilience objective, during the second quarter 2019, over 211,000 people were given access to improved basic services in the SLC region thanks to EUTF funds (indicator 2.9), for a total of more than 2.8 million beneficiaries; some 132,000 basic services were delivered (indicator 2.2), for a total since the start of implementation of over 777,000; more than 291,000 new beneficiaries received nutrition-related assistance (indicator 2.3, total of 1.1 million); some 40,000 food security assistance (indicator 2.4, total of 250,000); and approximately 220,000 were reached by information campaigns on resilience building practices and basic rights (indicator 2.7, total of 828,000).

In terms of migration management, 147,000 migrants or potential migrants were reached by information campaigns on migration and risks linked to irregular migration (indicator 3.3) during the quarter, bringing the total to 527,000; 6,800 voluntary returns or humanitarian repatriations were assisted (indicator 3.4, total 41,000), and 5,700 migrants benefitted from reintegration assistance during the quarter, for a total of nearly 69,000 reported since the inception of the EUTF supported programmes).

Finally, in terms of governance and conflict prevention, 79,000 people participated in conflict prevention and peacebuilding activities (indicator 4.3, total: 810,000), and 4,300 staff from governmental institutions, internal security forces and relevant non-state actors trained on security, border management, CVE, conflict prevention, protection of civilian populations and human rights (indicator 4.2, total: 19,000).

As more programs reach their stride and newly signed projects start reporting outputs, these trends are likely to continue increasing. Meanwhile, as some projects start to wind down and prepare their exits, qualitative data on outcomes and impacts will enrich the analysis and understanding of what has been accomplished. Consequently, and now that the MLS system is in great part established, quantitative focus on outputs will also be accompanied by a more in-depth approach. Work on case studies has started, and the first results will be published early 2020.

5. INDEX

5.1. TABLES

Table 1: EUTF common output indicators for the SLC window, June 2019	11
Table 2: RESILAC programme	26
Table 3: EUTF common output indicators for Burkina Faso, June 2019	27
Table 4: EUTF common output indicators for Cameroon, June 2019	32
Table 5: PRODECO programme	36
Table 6: EUTF common output indicators for Chad, June 2019.....	36
Table 7: Make it in the Gambia (MIITG) programme	40
Table 8: EUTF common output indicators for The Gambia, June 2019	41
Table 9: INTEGRA programme.....	43
Table 10: EUTF common output indicators for Guinea, June 2019.....	43
Table 11: EUTF common output indicators for Mali, June 2019.....	44
Table 12: EUTF common output indicators for Mauritania, June 2019	48
Table 13: Shimodu programme	52
Table 14: EUTF common output indicators for Niger, June 2019.....	52
Table 15: EUTF common output indicators for Nigeria, June 2019.....	57
Table 16: EUTF common output indicators for Senegal, June 2019.....	61
Table 17: Refugees Resilience Mali – Indicator highlights (results achieved as of June 2019).....	71
Table 18: Refugees Resilience Burkina – Indicator highlights (results achieved as of June 2019)	72
Table 19: <i>RESILAC</i> – Indicator highlights (results achieved as of June 2019)	72
Table 20: <i>DJAM</i> – Indicator highlights (results achieved as of June 2019)	73
Table 21: <i>EDUCO</i> – Indicator highlights (results achieved as of June 2019).....	73
Table 22: <i>PRODECO</i> - Indicator highlights (results achieved as of June 2019)	73
Table 23: <i>MIITG</i> – Indicator highlights (results achieved as of June 2019).....	74
Table 24: <i>INTEGRA</i> – Indicator highlights (results achieved as of June 2019).....	74
Table 25: <i>PAECSIS Civipol</i> – Indicator highlights (results achieved as of June 2019)	75
Table 26: <i>Promopêche AECID</i> – Indicator highlights (results achieved as of June 2019)	75
Table 27: Shimodu – Indicator highlights (results achieved as of June 2019)	76

5.2. FIGURES

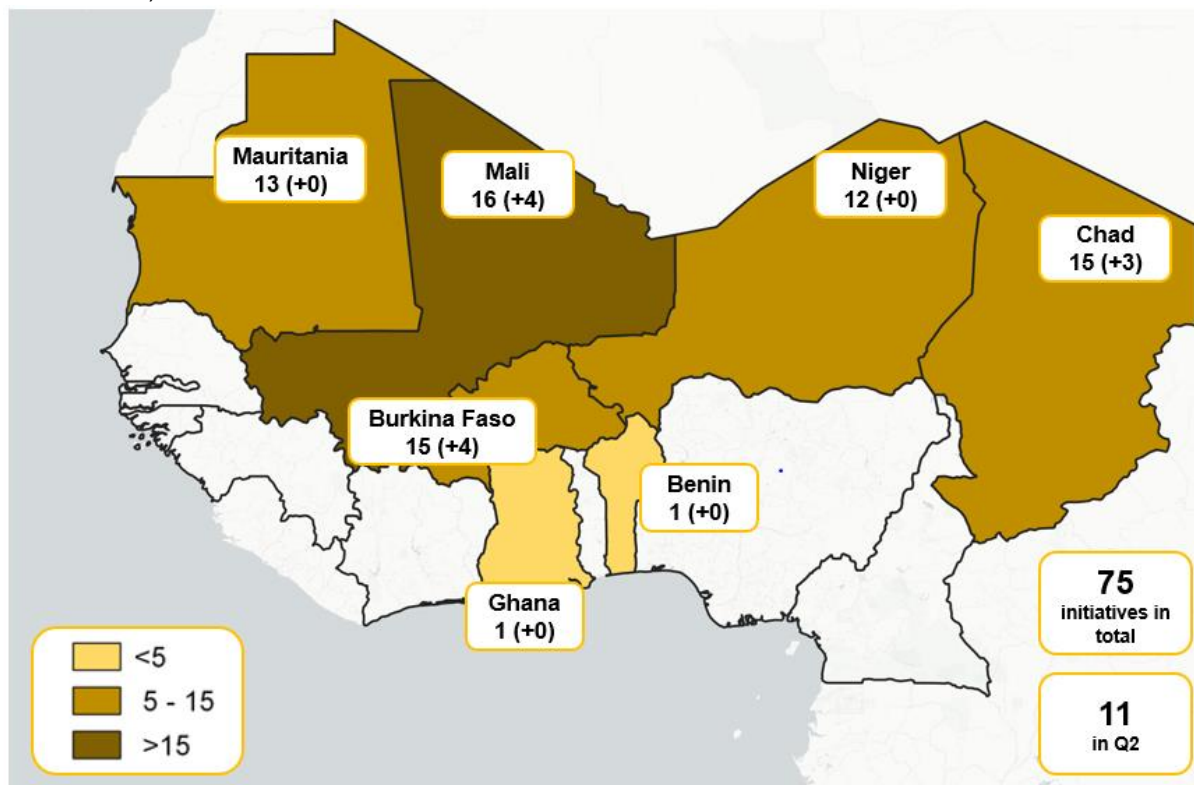
Figure 1: Breakdown of contracted operational budget by country, October 2019	9
Figure 2: EUTF SLC contracted projects by budget and implementation status, October 2019.....	10
Figure 3: Contracted funds by type of implementing partner, October 2019.....	11
Figure 4: Number of jobs created (EUTF indicator 1.1), June 2019	13
Figure 5: Number of MSMEs created or supported (EUTF indicator 1.2), June 2019.....	14
Figure 6: Number of people benefitting from professional training (TVET) and/or skills development (EUTF indicator 1.4), June 2019.....	15
Figure 7: Number of basic social services delivered (EUTF indicator 2.2), June 2019	16
Figure 8: Number of people receiving nutrition assistance (EUTF indicator 2.3), June 2019	18
Figure 9: Number of people receiving food security-related assistance (EUTF indicator 2.4), June 2019	19
Figure 10: Number of migrants in transit protected/assisted (EUTF indicator 3.2), June 2019.....	20

Figure 11: Number of voluntary returns or humanitarian repatriations supported (EUTF indicator 3.4), June 201921

Figure 12: Number of returning migrants benefitting from reintegration assistance (EUTF indicator 3.5), June 201922

Figure 13: Number of staff from relevant organisations trained on governance and conflict prevention (EUTF indicator 4.2), June 2019.....23

Figure 14: Number of cross-border cooperation initiatives created, launched or supported (EUTF indicator 4.5), June 2019



.....24

Figure 15: Number of people benefitting from professional training (TVET) and/or skills development (EUTF indicator 1.4) in Burkina Faso, June 201929

Figure 16: Number of people receiving nutrition assistance (EUTF indicator 2.3), in Burkina Faso, June 201930

Figure 17: Number of people receiving food-security related assistance (EUTF indicator 2.4), in Burkina Faso, June 201931

Figure 18: Number of jobs created (EUTF indicator 1.1), in Cameroon, June 201933

Figure 19: Number of people receiving food-security assistance (EUTF indicator 2.4), in Cameroon, June 201934

Figure 20: Number of people having improved access to basic services (EUTF indicator 2.9), in Cameroon, June 201935

Figure 21: Number of infrastructures built or rehabilitated (EUTF indicator 2.1bis), in Chad, June 201938

Figure 22: Number of people receiving nutrition assistance (EUTF indicator 2.3), by type of support, in Chad, June 2019.....39

Figure 23: Number of staff trained (EUTF indicator 4.2), in Chad, June 201939

Figure 24 - Total number of beneficiaries for EUTF Indicators 1.1, 1.2 ,1.3, 1.4, in The Gambia, June 201942

Figure 25: Number of people assisted to develop income-generating activities (EUTF indicator 1.3), in Mali, June 2019.....	46
Figure 26: Number of people receiving nutrition assistance (EUTF indicator 2.3), in Mali, June 2019	47
Figure 27: Number of people reached by information campaigns on resilience-building practices and basic rights (EUTF indicator 2.7), in Mali, June 2019	47
Figure 28: Number of people assisted to develop income-generating activities (EUTF indicator 1.3),	49
Figure 29: Number of people reached by information campaigns on resilience-building practices and basic rights (EUTF indicator 2.7), in Mauritania, June 2019.....	50
Figure 30: Number of voluntary returns or humanitarian repatriations supported (EUTF indicator 3.4) in Mauritania, June 2019	51
Figure 31: Number of jobs created (EUTF indicator 1.1), in Niger, June 2019	54
Figure 32: Hectares of land rehabilitated (EUTF indicator 2.6), in Niger, June 2019	55
Figure 33: Number of staff trained on security, border management, CVE, conflict prevention, protection of civilian populations and human rights (EUTF indicator 4.2), in Niger, June 2019....	56
Figure 34 - Number of basic social services delivered (EUTF indicator 2.2), in Nigeria, June 2019 ...	59
Figure 35 – Number of people receiving food security-related assistance (EUTF indicator 2.4), in Nigeria, June 2019.....	59
Figure 36 –Number of people participating in conflict prevention and peace building activities (EUTF indicator 4.3), in Nigeria, June 2019	60
Figure 37: Number of jobs created (EUTF indicator 1.1), in Senegal, June 2019.....	63
Figure 38: Number of people benefitting from professional training (TVET) and/or skills development (EUTF Indicator 1.4), in Senegal, June 2019	63
Figure 39: Number of people receiving nutrition assistance (EUTF indicator 2.3), in Senegal, June 2019	64

6. ANNEXES

6.1. ABBREVIATIONS

20STM	20 Seconds to Midnight
A-FIP	<i>Appuyer la formation et l'insertion professionnelle des jeunes filles et garçons des régions d'Agadez et Zinder en vue de contribuer au développement socio-économique de ces deux régions</i>
ACF	<i>Action Contre la Faim</i>
ACTED	Agency for Technical Cooperation and Development
ADEPME	<i>Agence de Développement et d'Encadrement des Petites et Moyennes Entreprises</i>
AFD	<i>Agence Française de Développement</i>
AGAPAIR	<i>Agadez - Programme à impact rapide</i>
AICS	Italian Agency for Development Cooperation
AJUSEN	<i>Appui à la Justice et à la Sécurité au Niger</i>
B	Billion
BC	British Council
CAR	Central African Republic
CFW	Cash For Work
CISP	<i>Comitato Internazionale per lo Sviluppo dei Popoli</i>
CMR	Central Mediterranean Route
CSO	Civil Society Organisation
CSS	<i>Collège Sahélien de Sécurité</i>
CVE	Countering Violent Extremism
DES	<i>Développer l'emploi au Sénégal</i>
DGEAC	Directorate General Education and Culture
DRC	Danish Refugee Council
DTM	Displacement Tracking Matrix
ECOWAS	Economic Community of West African States
Enabel	Belgian Development Agency (previously BTC)
EPPA	<i>Emploi pour le patrimoine d'Agadez</i>
ETM	Evacuation transit Mechanism
EU	European Union
EU DEVCO	Directorate-General for International Cooperation and Development
EUTF	European Union Emergency Trust Fund for stability and addressing root causes of irregular migration and displaced persons in Africa (also EUTF for Africa)
FAO	Food and Agriculture Organization of the United Nations
FC	<i>Foyers Coraniques</i>
FIAPP	<i>Fundación Internacional y para Iberoamérica de Administración y Políticas Públicas</i>
FMP	Flow Monitoring Point
G5	Group 5 (Sahel)
GAR-SI	<i>Groupes d'Action Rapides – Surveillance et Intervention au Sahel</i>
GIZ	<i>Deutsche Gesellschaft für Internationale Zusammenarbeit</i>
GRET	Group for Research and Technology Exchanges
GRID	Global Report on Internal Displacement
HACP	<i>Haute Autorité pour la Consolidation de la Paix au Niger</i>
HDI	Human Development Index
HI	<i>Humanité et Inclusion</i>
HoA	Horn of Africa
IDMC	Internal Displacement Monitoring Centre

IDP	Internal Displaced Person
IGA	Income Generating Activities
ILO	International Labour Organization
INTERPOL	International Criminal Police Organization
IOM	International Organization for Migration
IP	Implementing Partner
IRC	International Rescue Committee
ISF	International Security Forces
ISING	Investing in The Safety and Integrity of Nigerian Girls
ITC	International Trade Centre
JI	Joint Initiative
JIT	Joint Investigation Team
LCB	Lake Chad Basin
LRRD	Linking Relief, Rehabilitation and Development
LUXDEV	Lux-Development
LVIA	Lay Volunteers International Association
M	Million
M&E	Monitoring and Evaluation
MGoG	Maastricht Graduate School of Governance
MLS	Monitoring and Learning System
MSMEs	Micro Small Medium Enterprise
N/A	Non-Applicable
NEMA	National Emergency Management Agency
NGO	Non-Governmental Organisation
No	Number
NOA	North Africa
NRC	Norwegian Refugee Council
OCHA	United Nations Office for the Coordination of Humanitarian Affairs
PAGS	<i>Appui à la coopération régionale des pays du G5 Sahel et au Collège Sahélien de Sécurité</i>
PAIERA	<i>Programme d'action à impact économique rapide à Agadez</i>
PARERBA	<i>Projet d'Appui à la Réduction de l'Emigration rurale et à la Réintégration dans le Bassin Arachidier par le développement d'une économie rurale sur base des périmètres irrigués</i>
PASSERAZ	<i>Projet d'appui à la stabilité socioéconomique dans la région d'Agadez</i>
PPI	Positive Planet International
PRCPT	<i>Projet de Renforcement de la Résilience et de la Cohabitation Pacifique au Tchad</i>
ProGEF	Programme Gestion Intégrée des Espaces Frontaliers au Burkina Faso
ProGEM	<i>Renforcement de la Gestion Durable des Conséquences des Flux Migratoires au Niger</i>
Q1	First quarter of 2019
REAL	Resilient Economy and Livelihoods
REF	Research and Evidence Facility
REG	Regional
RESTE	<i>Résilience au Lac Tchad et Emploi</i>
RSAN	<i>Projet de renforcement de la sécurité alimentaire et nutritionnelle dans la région de Matam</i>
SLC	Sahel and Lake Chad
SNGF	National Strategy for the Management of Frontiers
SO1	Specific Objective 1
SO2	Specific Objective 2
SO3	Specific Objective 3
SO4	Specific Objective 4
SO5	Specific Objective 5

SOP	Standard Operating Procedures
SURENI	Sustainable Reintegration in Niger
TDH	<i>Terre des Hommes</i>
ToC	Theory of Change
TVET	Technical and Vocational Education and Training
UN	United Nations
UNCDF	United Nations Capital Development Fund
UNDP	United Nations Development Programme
UNESCO	United Nations Educational, Scientific and Cultural Organization
UNHCR	United Nations High Commissioner for Refugees
UNICEF	United Nations Children's Fund
UNW	United Nations Women
VSLA	Village Savings and Loans Association
WAPIS	Support to the strengthening of police information systems in the broader West Africa region
WASH	Water, Sanitation and Hygiene
WFP	World Food Programme
WMR	Western Mediterranean Route
POC	Protection of Civilians
MRC	<i>Mouvement pour la Renaissance du Cameroun</i>

6.2. NEW PROJECTS IN Q2 2019 REPORT

6.2.1. REGIONAL PROJECTS

Refugees Resilience

UNHCR's regional action *Renforcement de la résilience des populations déplacées par l'instabilité au Nord-Mali et soutien à la coexistence pacifique entre communautés* targets the populations affected by the Malian crisis, forced displacements and irregular migratory flows. In a context of longstanding displacement, the UNHCR programme supports the affected populations by applying the principle of responsible disengagement (« *désengagement responsable* ») and by looking for sustainable solutions to allow for either local integration in the country of asylum or for voluntary return if the security situation allows. Implementation is articulated around three main axes: 1) resilience and autonomy; 2) pacific coexistence and protection; and 3) voluntary repatriation.

Table 17: Refugees Resilience Mali – Indicator highlights (results achieved as of June 2019)

1.2 Number of MSMEs created or supported	1,149
1.3 Number of people assisted to develop income-generating activities	706
2.4 Number of people receiving food-security related assistance	1,543
3.5 Number of returning migrants benefiting from reintegration assistance	3,724
3.8 Number of refugees and forcibly displaced persons receiving legal assistance to support their integration	294

Table 18: Refugees Resilience Burkina – Indicator highlights (results achieved as of June 2019)

2.2 Number of basic social services delivered	119,364
2.9 Number of people having access to improved basic services	33,573
2.4 Number of people receiving food-security related assistance	4,492
3.4 Number of voluntary returns or humanitarian repatriations supported	1,900
3.11 Number of activities/events explicitly dedicated to raising awareness and sensitivity of general public regarding all aspects of migration	1,900

RESILAC

The RESILAC programme is implemented by Agence Française de Développement (AFD), Action contre la Faim (ACF), Care, and Groupe URD in Cameroon (Extrême Nord Region), Chad (Lac Region), Niger (Diffa Region), and Nigeria (Borno Region). This €31.1M programme¹ implemented through a consortium of NGOs, aims at fostering economic recovery, resilience and social cohesion in the Lake Chad Basin. It focuses on the areas most affected by the current security crisis, climate change and other challenges, with a special focus on women and young people. The project reinforces dialogue and social cohesion in the region, and strengthens the links between and within the most vulnerable communities. It supports the local economy through increased access to employment and agro-silvo-pastoral production systems adapted to climate change. Finally, it builds the capacity of local actors and has a strong monitoring and learning system to constantly adapt to evolving dynamics, conflicts or other external factors that could affect the project.

Table 19: RESILAC – Indicator highlights (results achieved as of June 2019)

4.3 Number of people participating in conflict prevention and peace building activities	870
2.2 Number of basic social services delivered	528
1.3 Number of people assisted to develop income-generating activities	183
1.1 Number of jobs created	138
2.8 Number of staff from local authorities and basic service providers benefiting from capacity building to strengthen service delivery	90

6.2.2. BURKINA FASO

DJAM

The project PEV DJAM is implemented by *Vétérinaires sans Frontières Belgique* in Sahel and Centre Nord regions. Their objective is to prevent and fight violent extremism through improved social cohesion and a stronger pastoral local economy. They build capacity of local actors (communication, project management, analysis) for a concerted and inclusive governance of natural resources. They promote

¹ €31,100,000 were funded by the EUTF, and €5,000,000 by the AFD

inter and intra-community dialogues to foster the emergence of local consultation groups that address issues related to resources' management and pastoral mobility. Finally, they support the development of sustainable economic opportunities in the pastoral and agro-pastoral fields for the benefit of vulnerable groups (youth, women) to reduce their vulnerability to radicalization.

Table 20: DJAM – Indicator highlights (results achieved as of June 2019)

4.3 Number of people participating in conflict prevention and peace building activities	1,204
4.6 Number of laws, strategies, policies and plans developed and/or directly supported	31
5.2 Number of planning, monitoring and/or learning tools set up, implemented and/or strengthened	3

EDUCO

The project PEV EDUCO is implemented by EDUCO in the Nord and centre Nord region. The programme supports a consortium composed of the Fundación Educación y Cooperación (Educo), the Diocesan Communication Center (CDC), Christian Children's Fund of Canada (CCFC) and Tabital Lobal. They aim to strengthen social cohesion and resilience of northern communities in Burkina Faso in the face of violent extremism. They promote social and religious dialogues in 32 communities in the Nord and Centre Nord regions, most exposed to the rise of radicalization. They also support community, state and political actors to develop activities favorable to social cohesion. Finally, they help strengthening administrative, judicial and political governance to implement effective advocacy and sensitizations activities to promote peace and social cooperation.

Table 21: EDUCO – Indicator highlights (results achieved as of June 2019)

4.3 Number of people participating in conflict prevention and peace building activities	716
4.2 Number of staff from governmental institutions, internal security forces and relevant non state actors trained on security	123

6.2.3. CHAD

PRODECO

The PRODECO programme is implemented by *Humanité et Inclusion* (HI) in the regions of Tibesti, Lac, Borkou et Ennedi as well as in N'Djamena. This €23M programme aims to provide support to mine clearance as well as the social protection and development of vulnerable people in northern and western Chad. It identifies areas affected by mines and explosive remnants of war (ERW), secures those lands and provides rehabilitation care to ERW victims and indigent persons. It also reinforces the National Demining Centre (CND), in accordance with international standards and by reinforcing their overall coordination. Finally, it promotes inclusive development in Borkou and Ennedi through the support of local economic development and land security.

Table 22: PRODECO - Indicator highlights (results achieved as of June 2019)¹

2.2 Number of basic social services delivered	536
---	------------

¹ Partial data was included for PRODECO for this quarter, and will be completed in the next report

4.2 Number of staff from governmental institutions, internal security forces and relevant non state actors trained on security	66
5.1 Number of multi-stakeholder groups and learning mechanisms formed and regularly gathering	12

6.2.4. THE GAMBIA

Make It in the Gambia programme

The “Building a future - Make it in The Gambia” (MIITG) programme, implemented by GIZ, IMVF and Enabel aims to create economic and employment opportunities, in regions with a high migration potential to prevent irregular migration and facilitate returns. Key beneficiaries are women and youth, including returning migrants and members of the diaspora.

Table 23: *MIITG* – Indicator highlights (results achieved as of June 2019)

1.4 Number of people benefiting from professional training (TVET) and/or skills development	142
1.1 Number of jobs created	84

6.2.5. GUINEA

INTEGRA programme

The *Programme d'appui à l'intégration socio-économique des jeunes* (INTEGRA) programme, implemented by ITC, GIZ, Enabel, UNDP¹, and UNCDF², aims to create economic and employment opportunities in regions with a high migration potential, to prevent irregular migration and facilitate returns. Key beneficiaries are (i) unemployed / underemployed youth or youth without vocational training residing in rural and urban areas; (ii) youth and students at the end of their studies / drop outs; (iii) potential or vulnerable migrants; (iv) entrepreneurs, intermediaries and financial operators already working in the targeted sectors; and (v) returnees and Guinean diaspora.

Table 24: *INTEGRA* – Indicator highlights (results achieved as of June 2019)

1.3 Number of people assisted to develop income-generating activities	1,693
1.4 Number of people benefiting from professional training (TVET) and/or skills development	406
1.2 Number of MSMEs created or supported	203

6.2.6. MALI

PAECSIS programme

The programme *Programme d'appui au fonctionnement de l'état civil au Mali: appui à la mise en place d'un système d'information* (PAECSIS) is a €25M programme implemented by Civipol and Enabel in

¹ UNDP – United Nations Development Programme

² UNCDF – United Nations Capital Development Fund

Mali. The PAECSIS aims at modernizing the civil documentation system in Mali, in order to provide a safer civil documentation system to a larger number through technical assistance to the strategic planning of civil documentation in ministries, strengthening the administration's ability to deliver quality civil documentation and sensitization campaigns with beneficiaries. This report includes data from the Civipol project.

Table 25: *PAECSIS Civipol* – Indicator highlights (results achieved as of June 2019)

4.6 Number of laws, strategies, policies and plans developed and/or directly supported	370
2.7 Number of people reached by information campaigns on resilience-building practices and basic rights	10,000
5.3 Number of field studies, surveys and other research conducted	20

6.2.7. MAURITANIA

Promopêche AECID

The programme *Promotion de l'emploi et amélioration des conditions de vie des pêcheurs artisanaux côtiers, jeunes et femmes aux alentours des espaces naturels protégés du secteur nord de Mauritanie (Promopêche AECID)* is a €10M project part of the Promopêche initiative and implemented by AECID in the region of Nouadhibou. Its goal is to foster employment and job creation in the fishery sector with a specific focus on the most vulnerable population (youth and women working in fish transformation) and on the promotion of durable fishing practices.

Table 26: *Promopêche AECID* – Indicator highlights (results achieved as of June 2019)

2.8 Number of staff from local authorities and basic service providers benefiting from capacity building to strengthen service delivery	47
---	-----------

6.2.8. NIGER

Shimodu

The *Projet intégré d'appui à la résilience des populations vulnérables, réfugiées, déplacées, retournées et hôtes de la région de Diffa, Niger (Shimodu)* is a €10M programme implemented by ACTED in seven communes of the Diffa region of Niger. The programme was designed in complementarity to the Kallo Tchidaniwo programme and aims at strengthening the resilience of populations in the region. Shimodu is designed around five main components: i) improving access to basic services through the construction of infrastructures, ii) strengthening the resilience of communities through rehabilitation of lands and agriculture-related trainings, iii) supporting decentralization efforts through capacity building of targeted communes, iv) creating employment and economic opportunities through the support of income-generating activities and vocational training and v) promote peacebuilding and mediation between communities.

Table 27: Shimodu – Indicator highlights (results achieved as of June 2019)

2.7 Number of people reached by information campaigns on resilience-building practices and basic rights	6,447
2.4 Number of people receiving food-security related assistance	1,200
2.8 Number of staff from local authorities and basic service providers benefiting from capacity building to strengthen service delivery	60
1.3 Number of people assisted to develop income-generating activities	60

6.3. CHANGES AND CORRECTIONS FROM PREVIOUS REPORTS

The following section displays all the changes in the data presented in the last report for the period up to March 2019. Inclusion of new countries and projects already implementing in 2018, additional information sent by Implementing Partners, as well as some methodological adjustments can explain the modifications shown in the tables below.

6.3.1. SO1

Ind	Project	2018 Values			2019-Q1 Values			Explanation
		Q1 report	Current report	Diff	Q1 report	Current report	Diff	
1.1	DES – LuxDev				0	12	12	Additional data provided by IP in Q2.
	INTEGRA Enabel				0	2	2	Project entered MLS in Q2 2019
	PARSE	0	296	296				Additional data received from IP.
	<i>Projet résilience Oxfam</i>				0	35	35	Data from Q1 received for Q2 2019
	<i>Projet résilience TDH</i>				32	265	233	Pro rata applied for cash-for-work activities (implemented from January to April)
	Refugees' Resilience - Burkina	0	315	315				Project entered MLS in Q2 2019
1.2	DES – AFD	211	1,287	1,076	176	0	-176	Revised data to adapt to change in indicators.
	<i>Projet résilience Oxfam</i>				0	34	34	Data from Q1 received for Q2 2019
	Refugees' Resilience - Burkina	0	201	201	0	56	56	Project entered MLS in Q2 2019
	Refugees' Resilience - Mali	0	797	797	0	176	176	Project entered MLS in Q2 2019
1.3	Bab Al Amal	0	229	229				Additional data from Q0 in Q2
	DES – GREY	296	76	-220				Correction by IP.
	DES – LuxDev				64	888	824	Additional data provided by IP in Q2.
	Refugees' Resilience - Mali	0	503	503	0	102	102	Project entered MLS in Q2 2019
	Refugees' Resilience - Niger				0	1,424	1,424	Additional data provided by IP.
	<i>Shimodu</i>				0	30	30	Project entered MLS in Q2 2019
1.4	A-FIP	1,919	1,840	-79	2,665	2,002	-663	Revised data to adapt to change in indicators
	DES - LuxDev				304	3,507	3,203	Additional data provided by IP in Q2.
	Erasmus+ West Africa	2	7	5				Correction by project
	INTEGRA Enabel				0	20	20	Project entered MLS in Q2 2019
	Refugees' Resilience - Burkina	0	46	46	0	22	22	Project entered MLS in Q2 2019
1.6	INTEGRA Enabel				0	0	0	Project entered MLS in Q2 2019
1.7	Erasmus+ West Africa	21,527	37,307	15,780	432,059	446,459	14,400	Correction by project

6.3.2. SO2

Ind	Project	2018 Values			2019-Q1 Values			Explanation
		Q1 report	Current report	Diff	Q1 report	Current report	Diff	
2.1bis	<i>Projet résilience HI</i>				0	113	113	Additional data for number of WASH infrastructures built in Q1

	<i>Projet résilience Oxfam</i>				0	125	125	Data from Q1 received for Q2 2019
	PUS BF	31	58	27	0	28	28	Pro rata applied for health infrastructures built (No disaggregation available between January and June)
	Refugees' Resilience - Burkina	0	120	120	0	5	5	Project entered MLS in Q2 2019
	Refugees' Resilience - Mali	0	3	3	0	3	3	Project entered MLS in Q2 2019
	Refugees' Resilience - Niger	6	15	9				Additional data provided by IP.
2.2	PRODECO				0	270	270	Project entered MLS in Q2 2019
	<i>Projet résilience Oxfam</i>				0	2,038	2,038	Data from Q1 received for Q2 2019
	Refugees' Resilience - Burkina	0	91,575	91,575	0	13,894	13,894	Project entered MLS in Q2 2019
	Refugees' Resilience - Mali	0	170	170	0	23	23	Project entered MLS in Q2 2019
	Refugees' Resilience - Niger				0	2,796	2,796	Additional data provided by IP.
2.3	<i>Projet résilience Oxfam</i>				0	4,327	4,327	Data from Q1 received for Q2 2019
2.4	<i>Projet résilience Oxfam</i>				0	974	974	Data from Q1 received for Q2 2019
	Refugees' Resilience - Burkina	0	2,172	2,172	0	1,159	1,159	Project entered MLS in Q2 2019
	Refugees' Resilience - Mali	0	1,148	1,148	0	198	198	Project entered MLS in Q2 2019
	Refugees' Resilience - Niger				0	3,031	3,031	Additional data provided by IP.
	<i>Shimodu</i>				0	600	600	Project entered MLS in Q2 2019
2.6	Refugees' Resilience - Burkina	0	106	106				Project entered MLS in Q2 2019
2.7	<i>Projet résilience Oxfam</i>				0	35,211	35,211	Data from Q1 received for Q2 2019
	Refugees' Resilience - Mali	0	10,000	10,000				Project entered MLS in Q2 2019
	<i>Shimodu</i>				0	3,224	3,224	Project entered MLS in Q2 2019
2.8	Bab Al Amal	0	15	15				Additional data for 2018
	PAECSIS CIVIPOL	0	8	8	0	8	8	Project entered MLS in Q2 2019
	<i>Projet résilience HI</i>				1,199	2,526	1,327	Correction by IP
	PROMO-PECHE GIZ				4	0	-4	Correction by IP.
	<i>Shimodu</i>				0	30	30	Project entered MLS in Q2 2019
2.9	Refugees' Resilience - Burkina	0	16,913	16,913	0	8,329	8,329	Project entered MLS in Q2 2019
	Refugees' Resilience - Niger	130,219	75,556	-54,663	0	150,149	150,149	Additional disaggregation provided by IP

6.3.3. SO3

Ind	Project	2018 Values			2019-Q1 Values			Explanation
		Q1 report	Current report	Diff	Q1 report	Current report	Diff	
3.1	Erasmus+ West Africa	3	11	8				Correction by project
3.4	Refugees' Resilience - Burkina	0	1,509	1,509	0	195	195	Project entered MLS in Q2 2019
	Refugees' Resilience - Niger				0	680	680	Additional data provided by IP
3.5	DES - LuxDev				14	21	8	Additional data provided by IP in Q2.
	Refugees' Resilience - Mali	0	3,000	3,000	0	362	362	Project entered MLS in Q2 2019
3.8	Refugees' Resilience - Mali	0	224	224	0	35	35	Project entered MLS in Q2 2019
3.1	Refugees' Resilience - Burkina	0	1,509	1,509	0	195	195	Project entered MLS in Q2 2019

6.3.4. SO4

Ind	Project	2018 Values			2019-Q1 Values			Explanation
		Q1 report	Current report	Diff	Q1 report	Current report	Diff	
4.2	CORIM				0	13	13	Additional data provided by IP in Q2.
	PRODECO				0	45	45	Project entered MLS in Q2 2019
	Refugees' Resilience - Mali	0	150	150				Project entered MLS in Q2 2019
4.2bis	PRODECO				0	1	1	Project entered MLS in Q2 2019
4.6	PAECSIS CIVIPOL	0	3	3				Project entered MLS in Q2 2019
4.8	Refugees' Resilience - Burkina	0	3	3				Project entered MLS in Q2 2019

6.3.5. CROSS-CUTTING INDICATORS

Ind	Project	2018 Values			2019-Q1 Values			Explanation
		Q1 report	Current report	Diff	Q1 report	Current report	Diff	
5.1	PRODECO				0	11	11	Project entered MLS in Q2 2019
5.2	AJUSEN Justice	41	44	3				Change in indicators
	CORIM	0	8	8	0	2	2	Additional data provided by IP in Q2.
	PAECSIS CIVIPOL	0	1	1	0	1	1	Project entered MLS in Q2 2019
	PRODECO				0	1	1	Project entered MLS in Q2 2019
	<i>Projet résilience Oxfam</i>				0	1	1	Data from Q1 received for Q2 2019
	Refugees' Resilience - Burkina	0	2	2				Project entered MLS in Q2 2019
5.3	INTEGRA Enabel				0	1	1	Project entered MLS in Q2 2019
	PAECSIS CIVIPOL	0	2	2	0	4	4	Project entered MLS in Q2 2019
	<i>Projet résilience Oxfam</i>				0	1	1	Data from Q1 received for Q2 2019