



EUTF Monitoring and Learning System HoA

YEARLY 2019 REPORT
COVERING UNTIL 31 DECEMBER 2019

Altai Consulting for the European Union – June 2020



This project is funded by the EU



© European Union

June 2020

Unless specified otherwise, all pictures in this report are credited to Altai Consulting.

Cover photo: A refugee and host community member pose in front of a sorghum farm in Kalobeyei, Kenya. Photo: FAO.

ALTAI CONSULTING

Altai Consulting provides strategy consulting and research services to private companies, governments and public institutions in developing countries.

Altai teams operate in more than 50 countries in Africa, the Middle East and Central Asia. Since its inception 15 years ago, Altai Consulting has developed a strong focus on governance and civil society related research and program evaluations.

Contact Details:

Justine Rubira (Project Director): jrubira@altaiconsulting.com

Eric Davin (Altai Partner): edavin@altaiconsulting.com

www.altaiconsulting.com

ACKNOWLEDGMENTS

This report was prepared by Eric Davin, Justine Rubira, Philibert de Mercey, Bruno Kessler, Dhanya Williams, Emile Rolland, Hugo Le Blay, Marie Bonnet and Erick Ogola (Altai Consulting), and Maurice Lubetzki (Masae Analytics).

We gratefully thank project staff from the implementing partners who took the time to sit with us and comply with our reporting requirements. We are specifically indebted to:

AFD, IOM and WFP in Djibouti; ACF, AECID, AMREF, the Administration for Refugee and Returnee Affairs, CARE, CORDAID, DCA, the Embassy of Italy in Addis Ababa, iDE, IRC, Mercy Corps, NRC, Oxfam, Plan, UNHCR, UNICEF, Save the Children and VITA in Ethiopia; FAO, GIZ, KRCS, NCTC, RUSI, SAIDC, UNHCR, UNICEF, and WFP in Kenya; Africa's Voices Foundation, CARE, Concern Worldwide, IDLO, NRC, Sahan Foundation, UN Habitat, UNDP, UNODC, UNHCR, UNOPS and World Vision in Somalia; FAO, Tomasz Iwanow, UNICEF and WFP in South Sudan; ADRA, AICS, British Council, COOPI, Concern Worldwide, GIZ, Goethe Institut, Expertise France, IFAD, IMC, Save the Children, SOFRECO, UNICEF, UNIDO, UNHCR, WFP, WHH and WHO in Sudan; ADA, DRC, Enabel, GIZ and IOM in Uganda; and ADA, Civipol, DRC, WYG, GIZ, IGAD, ILO, IOM, SOAS, PACT, UNDP, UNEP and VSFG at the regional level.

We would also like to thank the EU Delegations to Djibouti, Ethiopia, Eritrea, Kenya, Somalia, South Sudan, Sudan, Uganda and the African Union and the EUTF team in Brussels.

CONTENTS¹

1.	EXECUTIVE SUMMARY	5
2.	INTRODUCTION	11
3.	METHODOLOGY, CHALLENGES AND LIMITATIONS	12
4.	PORTFOLIO OVERVIEW	14
5.	SITUATION AND RESULTS OVERVIEW	19
5.1.	Regional migration and stability profile	19
5.2.	EUTF response – funding.....	21
5.3.	EUTF response – results.....	24
6.	ANALYSIS BY COUNTRY	46
6.1.	Regional projects.....	46
6.2.	Ethiopia	57
6.3.	Somalia	69
6.4.	Sudan.....	80
6.5.	South Sudan	92
6.6.	Uganda	99
6.7.	Kenya.....	108
6.8.	Djibouti	119
6.9.	Eritrea	126
7.	CONCLUSIONS	129
8.	INDEX	133

¹ A separate 'annexes' report exists; it includes abbreviations, changes from previous reports and more detailed information on each of the 41 indicators.

1. EXECUTIVE SUMMARY

Introduction

This is the eighth report and the second annual report prepared by the Monitoring and Learning System (MLS) for the EUTF's Horn of Africa (HoA) window. It covers all outputs achieved through EUTF funding in the Horn of Africa region from the start of activities until the end of 2019, with a specific focus on outputs generated in 2019. As of the end of March 2020, the EUTF HoA window had committed €1.5 billion (B) across 87 decisions (or programmes), of which 75% or €1.13B, has been contracted to 145 projects across the region.¹ The HoA window of the Trust Fund includes Djibouti, Eritrea, Ethiopia, Kenya, Somalia, South Sudan, Sudan, Uganda, and Tanzania (although no project has been contracted in Tanzania). The window has also recently expanded its programme coverage to include decisions that will be implemented in neighbouring countries such as Burundi, the Democratic Republic of the Congo (DRC) and Rwanda.

Regional dynamics

Natural events, continued conflict and political developments had significant impact on movements of people in and from the Horn of Africa region throughout 2019. The most significant political change was likely the removal of President Omar al-Bashir in Sudan which led to a new power sharing agreement between military and civilian sides, while in neighbouring South Sudan efforts continued towards the implementation of a peace agreement between government and opposition forces. In Ethiopia, Prime Minister Abiy Ahmed was awarded the Nobel Peace Prize for his efforts in the historic Joint Declaration of Peace and Friendship between Eritrea and Ethiopia. These and other events have had inevitable effects on social and migratory dynamics in the region, in a year which was also characterized by harsh weather conditions including both severe drought and flooding as well as a widespread locust invasion of historical proportions.

Under the leadership of Abiy Ahmed, **Ethiopia** experienced unprecedented reform and liberalisation, with double-sided effects: reforms paved the way for investment and privatisation on one hand, while the loosening of state controls also created conditions for increased conflict and political unrest. Ethiopia hosts among the largest refugee populations in Africa (735,204 refugees and asylum seekers registered as of December 2019)² and it stands as an example for progressive refugee policies, as well as being one of the fifteen pilot countries for the roll-out of the CRRF. At the same time, a significant portion of the population is internally displaced 1.8M (million) as of the end of 2019, a decrease from more than 3M in March), largely due to conflict, while Ethiopians regularly feature among the main nationalities of irregular migrants within and out of the Horn of Africa.^{3,4}

In April 2019, **Sudan's** President Omar al-Bashir was overthrown and arrested after 30 years in power. In the events that followed, a new government, jointly appointed by the military and civil society, commenced peace talks with rebel factions and took the first steps towards the establishment of a democratic system. With an estimated 2.1M IDPs and 1.1M refugees hosted as of the end of 2019,⁵ protracted displacement, particularly in peripheral conflict-prone areas, is a major concern in the country. In **South Sudan**, leaders of the two main opposing political factions signed a new peace deal in early 2020, which should lead to the creation of a unity government. Such events nurture hopes for an end to the civil war which has been a key contributor to the internal displacement of over 10% of the South Sudanese population (1.7M IDPs as of the end of 2019),⁶ and the departure of 2.2M South

¹ The 145 projects include only "operational" projects: 77 projects worth €15M and considered "non-operational" are excluded from the overall analysis. They are mostly evaluations and audits; air services; mappings and plans; reports; communications and events.

² UNHCR, 'Ethiopia Factsheet', December 2019.

³ Internal Displacement Monitoring Centre data for December 2019.

⁴ UNHCR Ethiopia Factsheet, December 2019.

⁵ UNOCHA, 'Humanitarian Needs Overview 2020 – Sudan', January 2020.

⁶ IOM, East and Horn of Africa — A Region on The Move – 2019 Mobility Overview in The East and Horn of Africa and the Arab Peninsula, April 2020.

Sudanese displaced in neighbouring countries.¹ In **Somalia**, the federal government continued its efforts in reconciling with some of the member states, although the overall situation remains fragmented and fragile, also due to the continued threat of violent extremism. Some 2.6M people were estimated to be internally displaced at the end of 2019, a number that has remained high but stable over the past year, and a total of 5.2M people (over one third of the population) were identified as in need of humanitarian assistance.^{2,3}

Kenya saw a slight increase in its number of refugees and asylum-seekers, while resettlement departures from the country diminished considerably compared to previous years. In early 2019, Kenyan authorities indicated plans to close Dadaab refugee camp, although no progress was observed following the announcement. Throughout the year, the country was also affected by unpredictable patterns of drought and heavy rain which threatened the population's food security. **Uganda**, the number one refugee hosting country in Africa as of end 2019, continued its efforts in the finalisation and adoption of sectoral response plans around the CRRF. The number of refugees in the country saw little variation in 2019, the main countries of origin remaining South Sudan and the DRC.

Djibouti's central location across the migratory routes linking Africa to Europe, Asia and the Middle East meant the country remained at the epicentre of complex migratory flows during 2019. As a CRRF pilot country, Djibouti continued to facilitate the implementation of the progressive National Refugee Law, but also witnessed further tragedies of migrants' failed journeys towards the Gulf countries. Finally, **Eritrea** continued its reconciliation process with neighbouring countries and beyond, while major internal development challenges persisted.

The EUTF strategy in the Horn of Africa

Funding and implementation continued to follow the EUTF's four Strategic Objectives (SO)⁴ and the strategic priorities set by the EUTF's Strategic Board in April 2018, i.e. i) returns and reintegration; ii) refugee management; iii) completing progress on the securitisation of documents and civil registry⁵; iv) anti-trafficking measures; v) essential stabilisation efforts in Somalia, Sudan and South Sudan; and vi) migration dialogue. Supporting countries hosting refugees in the HoA and creating an environment conducive for sustainable solutions remain EUTF priorities.

Overview by geography and strategic objectives

Of the €1.13B contracted so far, the largest portion (€257M or 23%) has been contracted to regional projects, followed by Ethiopia with €238M (21%). Somalia, which used to be the country with most contracted budget as of early 2019, is now third with €222M (20%), followed by Sudan (€154M or 14%), South Sudan (€135M or 12%), Uganda (€44M) and Kenya (€35M), with 4% and 3% of the contracted funds respectively, Djibouti (€27M or 3%) and Eritrea (€20M or 1%).

¹ UNHCR, 'UNHCR Statistics', April 2020.

² UNOCHA, '2020 Somalia Humanitarian Needs Overview', December 2019.

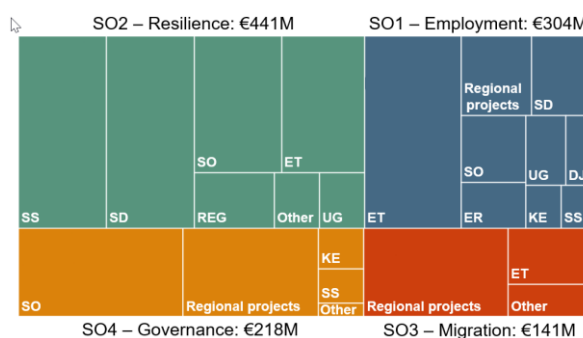
³ UNHCR, 'December 2019 Somalia Factsheet', January 2020.

⁴ The four Strategic Objectives of the EUTF are: SO1 'Greater economic and employment opportunities'; SO2 'Strengthening resilience of communities and in particular the most vulnerable including refugees and other displaced people', SO3 'Improved migration management in countries of origin, transit and destination' and SO4 'Improved governance and conflict prevention and reduction of forced displacement and irregular migration'.

⁵ Note that iii) is not seen as directly relevant to the HoA window

Resilience building (SO2) remains the largest area in terms of contracted funds (€441M or 39% of the total), especially in South Sudan (where 85% of funds are dedicated to it) and Sudan (69% of the country's funding). Some €304M (or 27% of all contracted funds) are estimated to support the creation of economic and employment opportunities (SO1), with particularly high funding in Ethiopia (53% of the total funding in the country) and Uganda (43%). Around €218M (19% of the total EUTF HoA budget) are devoted to governance and conflict prevention activities (SO4), while €141M (12% of the total) support activities directly related to migration management (SO3). Finally, €28M are dedicated to cross-cutting issues.

Figure 1: Breakdown of contracted budget by country and strategic objective, March 2020¹



Overview by EUTF common output indicators / most noticeable increases in 2019

The largest outputs reported so far remain those related to access to and delivery of basic services. Reporting from implementing partners (IPs) for 2019 suggests that almost 1 million (989,963) basic services were delivered this year, in addition to the 2.7 million provided before 2019 (EUTF indicator 2.2). 82% of the basic services delivered in 2019 alone were health-related. A further 924,246 beneficiaries benefitted from improved access to various types of services in 2019 (plus around 4 million before 2019), mainly through the rehabilitation or construction of facilities and the improved capacity of service providers (EUTF indicator 2.9).

Throughout 2019, the EUTF also supported tens of thousands of beneficiaries across the Horn of Africa with activities that aim to improve livelihood opportunities, including for displaced individuals and host community members. Over the year, some 84,872 new beneficiaries received support for income generating activities (IGA) (EUTF indicator 1.3). In total, EUTF projects reached 188,571 beneficiaries with IGA support. Job creation outputs also recorded significant growth this year, from 17,762 jobs created by the EUTF at the end of 2018 to 36,199 as of December 2019 – a twofold increase.

With regards to migration management, in 2019, 3,697 returning migrants benefitted from different types of reintegration assistance in the Horn (32,908 in total – EUTF indicator 3.5). In addition, several projects implemented awareness raising activities on issues related to migration, for a total of 165,463 people reached in 2019 and 233,878 since the beginning of activities (EUTF indicator 3.3). The Trust Fund also supported capacity building on migration for a total of 452 institutions and non-state actors, of which 256 were supported in 2019 alone.

Finally, EUTF-funded projects implemented many activities related to governance and conflict prevention, both at the institutional level and through grassroots interventions directly engaging communities. In 2019, for example, 55,195 beneficiaries participated in conflict prevention and peacebuilding activities (EUTF indicator 4.3), which is almost twice the total number reported up to the end of 2018 (29,794). Particularly high numbers of people were reported in Kenya.

¹ The visual excludes funding to cross-cutting indicators.

Table 1: EUTF common output indicators for all HoA projects, December 2019¹

EUTF Indicator	< 2019	2019 (Q4 2019)	Total
1.1 Number of jobs created	17,762	18,437 (4,578)	36,199
1.2 Number of MSMEs created or supported	1,949	3,047 (415)	4,996
1.3 Number of people assisted to develop income-generating activities	103,699	84,872 (24,184)	188,571
1.4 Number of people benefiting from professional training (TVET) [...]	16,204	18,702 (6,344)	34,906
1.5 Number of job placements facilitated and/or supported	32,091	3,593 (140)	35,684
1.6 Number of [...] business infrastructures constructed [...]	4	2 (2)	6
1.7 Financial volume [...] for scholarships or self-employment	0	31,340 (17,160)	31,340
1.7 bis Financial volume granted to individual recipients	0	33,816 (5,920)	33,816
2.1 Number of local development plans directly supported	0	3 (0)	3
2.1 bis Number of social infrastructures built or rehabilitated	585	519 (110)	1,104
2.2 Number of basic social services delivered	2,679,294	989,962 (105,154)	3,669,256
2.3 Number of people receiving nutrition assistance	873,272	295,497 (9,742)	1,168,769
2.4 Number of people receiving food-security related assistance	420,502	573,400 (148,911)	993,902
2.5 Number of local governments [...] that adopt disaster risk reduction strategies	119	55 (0)	174
2.6 Hectares of land benefiting from improved agricultural management	48,903	8,079 (1,305)	56,982
2.7 Number of people reached by campaigns on resilience-building practices [...]	478,271	540,556 (92,283)	1,018,827
2.8 Number of staff [trained] to strengthen service delivery	20,840	31,566 (4,569)	52,406
2.9 Number of people having access to improved basic services	3,962,775	924,246 (284,599)	4,887,021
3.2 Number of migrants in transit, children in the mobility, IDPs and refugees protected and/or assisted	48,308	10,624 (150)	58,932
3.3 Number of migrants [...] reached by information campaigns [...]	68,415	165,463 (21,343)	233,878
3.4 Number of [...] returns or [...] repatriations supported	13,449	7,933 (2,392)	21,382
3.5 Number of returning migrants benefiting from reintegration assistance	29,211	3,697 (898)	32,908
3.6 Number of institutions [...] strengthened on protection / migration management	196	256 (66)	452
3.7 Number of individuals trained on migration management	6,487	8,546 (617)	15,033
3.8 Number of refugees [...] receiving legal assistance to support their integration	6,342	3,490 (17)	9,832
3.10 Number of people benefiting from legal migration and mobility programmes	0	19 (8)	19
4.1 Number of border stations supported to strengthen border control	55	14 (0)	69
4.2 Number of staff [...] trained on security, [...] etc.	11,864	9,868 (2,245)	21,732
4.2 bis Number of institutions and non-state actors [...], conflict prevention, protection and human rights	312	858 (162)	1,170
4.3 Number of people participating in conflict prevention / peacebuilding activities	29,794	55,195 (28,244)	84,989
4.4 Number of victims of trafficking assisted or referred to assistance services	319	746 (0)	1,065
4.5 Number of cross-border cooperation initiatives created, launched or supported	48	41 (0)	89
4.6 Number of laws, strategies, [...] developed and/or directly supported	196	128 (77)	324
4.8 Number of national/regional/local networks and dialogues [...] newly established or functionally enhanced	0	2 (0)	2
5.1 Number of multi-stakeholder groups [...] regularly gathering	1,644	530 (91)	2,174
5.2 Number of planning, monitoring and/or learning tools set up [...]	320	150 (38)	470
5.3 Number of field studies, surveys and other research conducted	127	136 (73)	263

¹ Differences from previous reports are largely due to IP data corrections and are further explained in the errata section.

Overview of results by country

Eighteen **regional projects** are covered in this report, five more than in the last report of 2018. Regional projects remain the main contributors to outputs related to migration management, through interventions such as the EU-IOM Joint Initiative for Migrant Protection and Reintegration in the Horn of Africa (EU-IOM Joint Initiative) and BMM. Regional projects provided reintegration assistance to 1,775 returnees in 2019 alone (1,577 had been reported up to the end of 2018 – EUTF indicator 3.5) and conducted awareness raising campaigns on migration reaching 122,620 people in 2019 (30,212 up to the end of 2018 – EUTF indicator 3.3). In 2019, regional projects also increased their contributions to outputs in the sphere of conflict prevention, partly due to several Cross-Border projects which entered their implementation phase around the end of 2018. In 2019, 3,986 staff from state and civilian institutions were trained on conflict-related issues by regional projects (1,468 before 2019 – EUTF indicator 4.2) and 15,793 people participated in conflict prevention and peacebuilding activities (1,120 before 2019 – EUTF indicator 4.3).

Work in **Ethiopia** continues to be mostly reflected by outputs from the RESET II and RDPP programmes. Throughout 2019, new projects such as the UNHCR- and Mercy Corps-led components of the 'Support of CRRF' programme, Shire Alliance and Sustainable Reintegration ARRA delivered their first outputs, while others, such as SINCE and RESET PLUS, reported larger outputs than they did previously. The EUTF's achievements in Ethiopia remain particularly remarkable in terms of creation of employment opportunities, with 8,503 new jobs created in 2019 (46% of the total 2019 achievement of the EUTF in the Horn) and 16,166 cumulative jobs until the end of 2019 (45% of the total in the region – EUTF indicator 1.1). In addition to RDPP and RESET II, SINCE was a significant contributor to new jobs created in 2019. Throughout 2019, 241,015 basic services were provided by projects in Ethiopia and 473,047 new beneficiaries had improved access to basic services (EUTF indicator 2.9), for a total of 707,254 and 2,306,678 respectively. The services are largely related to health.

In **Somalia**, the RE-INTEG programme is the main contributor to overall results. As most RE-INTEG interventions are approaching their conclusion (three projects finished between the second half of 2018 and the first half of 2019 and five more will finish in the first half of 2020), outputs for 2019 are in some cases lower than previous years, although still significant. For example, EUTF projects in Somalia assisted 4,853 beneficiaries to develop IGAs in 2019, (5,551 before 2019 – EUTF indicator 1.3), and 1,241 jobs were created in the year (2,776 before 2019 – EUTF indicator 1.1). Several interventions in the country are also active in the sphere of service delivery (58,200 services delivered in 2019 – EUTF indicator 2.2) and food security assistance (1,447 beneficiaries in 2019 – EUTF indicator 2.4), the latter being a key focus of the RESTORE and RESTORE 2 programmes. Finally, the EUTF also supports the security and governance sectors, in particular through programmes such as Security and Rule of Law and the Somalia State and Resilience building contracts.

In **Sudan**, seven new projects were included in the MLS reporting in 2019, for a total of nineteen projects included in this report. Outputs for 2019 indicate that efforts in the country remained largely focused on strengthening the resilience of communities through direct provision of and improved access to basic services. 534,000 services were provided by Sudanese projects in 2019, largely through the Resilience Darfur programme, accountable for 82% of the achievement of the country in the year. In total, 737,556 services, mainly health-related, were provided up to the end of 2019 (EUTF indicator 2.2). Interventions in Sudan also supported a large number of beneficiaries with nutrition assistance: although figures for 2019 are considerably lower than previous years, in 2019 alone 117,047 people received nutrition related assistance, for a total of 841,404 people assisted (72% of the total achievement for the indicator in the Horn – EUTF indicator 2.3). Throughout 2019, EUTF-funded projects in Sudan also supported the creation of livelihood opportunities, with 2,239 new jobs created in the year (4,921 in total – EUTF indicator 1.1), and 11,123 people receiving support for IGA (13,848 in total – EUTF indicator 1.3).

EUTF funding in **South Sudan** remains largely focused on improving access to and delivery of basic services as well as improving the food security of populations. Through the Education in Emergency

programme, which started implementing in 2019, 101,283 services (education and health related) were delivered in the year. The services provided in South Sudan before 2019, a remarkable 1.8M, were achieved entirely through EUTF's support to Health Pooled Fund II (HPF II). In 2020, the EUTF will support the third phase of the HPF with a new round of funding. Furthermore, the El Niño SS FAO project continues to deliver significant outputs with regards to food security assistance, with 159,885 people reached in 2019, and 218,930 in total (EUTF indicator 2.4).

The three RDPP/SPRS-NU projects and the 'Strengthening Social Cohesion and Stability in Slum Populations' project implemented by IOM in Kampala are EUTF's main current interventions in **Uganda**. Three RISE projects are also expected to deliver a more significant share of outputs in the country in 2020, with two projects likely to start reporting early in the year, while one delivered its first results in late 2019. Results in the country remain largely focused on creating livelihood opportunities, with 2,484 jobs created in 2019 and 5,625 in total (only second to achievements from Ethiopian projects – EUTF indicator 1.1), as well as conflict prevention activities, both in Kampala and in the refugee hosting districts in the northern part of the country, with 2,570 people involved in such activities in 2019 and 7,545 in total (EUTF indicator 4.3). The SPRS-NU projects also continued reporting outputs for activities related to basic services delivery, food security and nutrition assistance in 2019, although numbers of beneficiaries assisted were lower than in previous years as the projects start to wind down.

In **Kenya**, two programmes, RDPP in Kalobeyei refugee camp, and Youth in north-eastern and coastal areas, remain the main contributors to job creation and, respectively, to the delivery of basic services and to conflict prevention. During 2019, a new project, the 'Kenya-EU partnership for the implementation of the national strategy to counter violent extremism in Kenya with the National Counter-Terrorism Centre' (NCTC) started reporting outputs to the MLS. Results for Kenya are particularly significant in terms of beneficiaries assisted to develop IGAs, with 17,285 beneficiaries reported in 2019 and 63,076 in total (33% of the total achievement in the region – EUTF indicator 1.3), as well as people involved in conflict prevention activities in 2019: 32,620 in 2019 and 53,254 since the beginning of activities (63% of the total reported in the Horn – EUTF indicator 4.3).

In **Djibouti**, the two *Solutions pérennes* interventions implemented by WFP and IOM reported their first outputs in early 2019. Throughout the year, the *Solutions pérennes* programme has started delivering noteworthy results in the fields of food security (3,942 beneficiaries assisted by *Solutions pérennes* WFP – EUTF indicator 2.4) as well as awareness raising on migration (5,746 beneficiaries reached by *Solutions pérennes* IOM – EUTF indicator 3.3), among other results. The work of these two projects complements a third intervention in the country, Transform AFD, which reported its first outputs in the second half of 2018. In 2019, thanks to the project, 500 new beneficiaries completed professional trainings, for a total of 632 up to the end of 2019 in Djibouti (EUTF indicator 1.4).

Finally, in **Eritrea**, where one project, the 'Procurement Services for: Emergency rehabilitation of main arterial roads between Ethiopian border and Massawa Port' implemented by UNOPS was signed in April 2019, no outputs in terms of segments of road rehabilitated were reported by the end of the year.

2. INTRODUCTION

2.1. BACKGROUND

The European Union Emergency Trust Fund for stability and addressing root causes of irregular migration and displaced persons in Africa (EUTF for Africa, or EUTF) was launched in November 2015. The 'Horn of Africa' (HoA) window of the Trust Fund includes Djibouti, Eritrea, Ethiopia, Kenya, Somalia, South Sudan, Sudan, Uganda, and Tanzania (although no project has been contracted in Tanzania). The window has also recently expanded its programme coverage to include decisions that will be implemented in neighbouring countries such as Rwanda, Burundi and the Democratic Republic of the Congo (DRC).

This is the eighth report prepared by the Monitoring and Learning System (MLS) for the EUTF Horn of Africa (HoA) window, and the fourth quarterly report in 2019. It also serves as a 2019 annual report. The report covers all the outputs achieved through EUTF funding in the Horn of Africa region, from the start of activities until the end of 2019, with a specific focus on outputs generated in 2019. Previous reports can be found at https://ec.europa.eu/trustfundforafrica/content/results-monitoring-and-evaluation_en. The past three reports (Q1-Q3 2019) adopted a new format of shorter quarterly reports, focusing on significant changes in their respective reporting periods. The current report uses a longer format, as it intends to encompass all significant changes that occurred during the year, a more detailed overview of regional and national dynamics, and comprehensive descriptions and explanations of the indicators, methodology, challenges, and limitations.

2.2. THE EUTF HOA IN 2019

As of end of March 2020, the EUTF has committed (i.e. allocated funds following decisions by the EUTF HoA Operational Committee) €4.5B (billion). The Horn of Africa window remains the second largest in terms of funding, with €1.5B committed across 87 decisions, of which 75%, or €1.13B, have been contracted to 145 projects across the region.¹ Of these, eight projects worth €87M (million) are completed, and 106 projects, worth €836M, are being implemented. 92 of the projects currently in implementation have data to report (the remaining fourteen are either too early in their implementation phase to be able to report outputs or their activities do not generate outputs that are relevant to the EUTF indicators) and 31 projects are in inception. This report presents data or results from 102 projects,² including eight completed projects, covering a total contracted amount of €862M. As such, it covers eight more projects and €93M more in funding than the Q3 2019 report. Throughout 2019, 36 new projects and €372M have been added to the MLS HoA reporting system. Funding and implementation continue to follow the EUTF's four Strategic Objectives³ and the strategic priorities set by the Strategic Board in April 2018, i.e. i) returns and reintegration; ii) refugee management; iii) completing progress on the securitisation of documents and civil registry;⁴ iv) anti-trafficking measures; v) essential stabilisation efforts in Somalia, Sudan and South Sudan; and vi) migration dialogue.

¹ This excludes 77 non-operational contracts accounting for €15M and not included in the MLS analysis. Administrative costs are not included in the analysis either.

² Due to the nature of their intervention, the EUTF's contribution to the Somalia Stability Fund and the Ethiopia Job Compact do not report any relevant output for the EUTF indicators. However, the current report presents qualitative information on the progress made by the two projects.

³ The four Strategic Objectives of the EUTF are: SO1 'Greater economic and employment opportunities'; SO2 'Strengthening resilience of communities and in particular the most vulnerable including refugees and other displaced people', SO3 'Improved migration management in countries of origin, transit and destination' and SO4 'Improved governance and conflict prevention and reduction of forced displacement and irregular migration'.

⁴ Note that iii) is not considered directly relevant to the HoA window.

3. METHODOLOGY, CHALLENGES AND LIMITATIONS

3.1. MLS METHODOLOGY

The MLS methodology remains largely the same as described in the first MLS reports (Q1-Q4 2018). It uses data produced by projects' internal monitoring and evaluation (M&E) systems to inform 41 EUTF common output indicators (hereafter called EUTF indicators¹) that are shared by the three EUTF windows. The MLS team works with each implementing partner (IP) to develop a reporting system that allows the MLS to collect the most detailed and granular level of data common to all IPs. The MLS has developed a reporting template that it uses with most IPs for this purpose, although the template is tailored to each project through a drafting and feedback process with respective IPs. Given the complexity and diversity of the EUTF portfolio, and the fact that IPs and M&E systems are all at different stages of project completion and have different resources, limitations and capacities, the MLS has tried to offer as much flexibility as possible with regards to the quantity, disaggregation, and format of data collected from IPs.

The MLS then aggregates the collected data using a standardised methodology (and later disaggregates it again along various lines of analysis for reporting). This approach allows the MLS to help IPs map their own activities and outputs against the list of EUTF common output indicators and to have access to a finer level of disaggregation (e.g. by gender, beneficiary type, location, etc.). It also gives the MLS significant flexibility in changing the way data is analysed or presented as needed.

Based on the information received, the MLS team completes output indicator mappings for each project, collects the relevant data from each IP, checks the data for quality and enters it into the MLS database for aggregation, further quality checking and analysis.

The following methodological notes are worth taking into consideration for a better understanding of the report:

1. New projects join the MLS every quarter as they start to generate outputs. Projects are subject to delays or hiatuses during implementation (usually due to insecurity and other contextual challenges), which means that they may report outputs for one quarter but not the next. Some projects – or the MLS itself – may choose not to report all the projects' outputs for a quarter (for example, if there are unresolved doubts regarding the data). In such cases, the MLS may choose to include it in the next quarter so that further verification can be conducted. All of this must be taken into account when considering the "growth" figures in the report.
2. In order to avoid double counting within activities (and indicators) and across time, some outputs are not counted. Therefore, projects that work with the same beneficiaries throughout the project lifetime are likely to show little or no growth in indicators over time. This is not because no work is happening – quite the opposite – but because no new beneficiaries are being added to the project's outputs. Similarly, not all project activities (and outputs) are covered by the 41 indicators. The reports are therefore not to be taken as giving 'full' pictures of what the projects do but only in the areas of activity covered by the indicators.
3. Only direct beneficiaries are counted towards a project's outputs (with the exception of EUTF indicator 2.9, which counts overall 'catchment areas' or groups of people with improved access to services, and EUTF indicator 2.2, which is discussed below), rather than all the members of their households, even though they are likely to benefit from certain activities equally or more than the direct beneficiary.

¹ The list of 41 common output indicators can be found in the annexes.

4. Indicator EUTF 2.2 exceptionally counts services delivered rather than beneficiaries, as it would be impossible for many IPs to accurately account for beneficiaries who receive multiple services in their area of intervention.
5. Already reported (and published) data is prone to change, as internal project verifications, changes in activities or exchanges with the MLS regarding mappings and double counting may result in IPs deciding to change the reported data. A 'changes and corrections' section is therefore included in the annexes of each new report to identify and explain changes.

The MLS is working with the EUTF team on the systematic review of the common output indicators and the development of detailed methodological notes for each indicator to ensure coherence and consistency across implementing partners and regions.

3.2. KEY CHALLENGES AND LIMITATIONS IN 2019

In South Sudan and Somalia, security incidents and other physical access barriers in 2019 prevented travel and field visits, creating significant challenges for data collection and data verification among IPs. In Sudan, several projects experienced delays in 2019, especially in the first half of the year, with activities either coming to a halt or slowing down due to the revolution. Law and order incidents as well as connectivity issues also created data reporting difficulties for Sudan IPs during this period. Furthermore, in Sudan data collection is often done by hand, and sometimes data points are estimated, all of which affects data precision, quality and reliability. For instance, one project collects data at the end of the day by logging it in writing, and another IP has suggested that data collectors often write an estimate at the end of the day rather than following up on every consultation.

Some projects that have previously provided data to the MLS did not report data in Q4 2019. Improving Nutrition WFP and RDPP SD UNHCR in Sudan did not submit Q4 2019 data. Also in Sudan, EQUIP ISTEP BC are conducting trainings for school supervisors, teachers and teacher educators on a continuous basis. These were counted in previous quarters and were thus not reported in Q4 2019 to avoid double counting, although the trainings did also take place during the Q4 2019 reporting period. Similarly, the Regional project Free Movement IGAD did not report any data for Q4 2019 as its main outputs, the Free Movement Protocols, have not been validated at all levels, and borders are in the process of being identified for the project's border station mapping. RESET II ACF in Ethiopia submitted Q4 2019 data but unresolved questions regarding data corrections could not be verified in time for inclusion. RE-INTEG IDLO in Somalia did not have data to report in Q4 2019.

The 2020 Covid-19 crisis began to affect HoA countries during MLS data collection for Q4 2019. This resulted in a few obstacles and delays as some IPs were unable to collect and verify data due to measures being taken to address the crisis in affected countries.

4. PORTFOLIO OVERVIEW

4.1. BUDGET AND NUMBER OF CONTRACTS BY STATUS

As of March 2020, the EUTF for Africa has committed €4.5B, including €1.5B across 87 decisions in the Horn of Africa window, of which a total of €1.13B have been contracted to 145 projects so far.¹

The 145 contracted projects include 31 projects in their inception phase, 14 projects implementing but with no data to report to the MLS, either because they are too early in their implementation phase or because their activities do not generate outputs that are relevant to the EUTF indicators, 92 projects implementing and with data to report, and eight completed projects.

The current report includes data or other information on 102 projects (equivalent in funding to €862M), comprising the eight completed projects as well as 92 projects in implementation phase with data to report, and two projects² whose progress is only described qualitatively, due to the nature of their activities.

Table 2: Projects and budget covered by the current MLS report, March 2020

	Total contracted	Total operational	Total covered by MLS	Comments
Number of contracts	222	145	102	<ul style="list-style-type: none"> - 222 total contracted projects; - 77 projects worth €15M and considered 'non-operational' are excluded from the overall analysis. They are mostly evaluations and audits, technical assistance, mappings and plans, reports, communications and events. Administrative costs are also excluded;
Budget covered by contracts	€1.15B	€1.13B	€862M	<ul style="list-style-type: none"> - 145 operational projects (222-77); - 102 projects covered by the MLS, of which 92 with data to report, 2 with other qualitative information to report and 8 completed; - <i>Operational projects NOT covered by the MLS are either in their inception phase or in early implementation and therefore have no data to report yet.</i>

Since the publication of the previous report, the following new projects have been added to the MLS database and to this report:

- At the regional level, 'Support for effective cooperation and coordination of cross-border initiatives in Southwest Ethiopia, Northwest Kenya, Marsabit-Borana and Dawa, and Kenya-Somalia-Ethiopia' (SECCCI) (Cross-Border UNDP SECCCI); 'Cross-Border Collaboration Programme in Western Ethiopia and Eastern Sudan' (Cross-Border GIZ);
- In Ethiopia, 'Resilience building and creation of economic opportunities in Ethiopia (RESET II): Crisis Modifier Fund' (RESET II Crisis Modifier Fund); 'Strengthened Socio-Economic

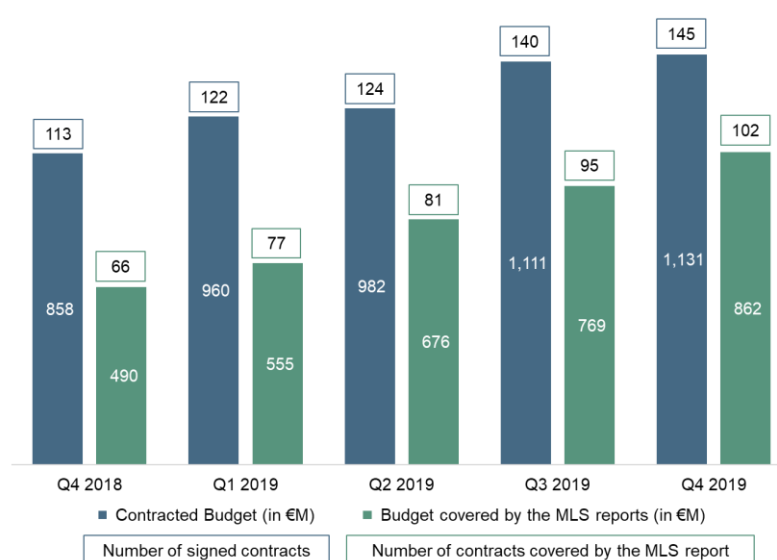
¹ The 145 projects include only 'operational' projects: 77 projects worth approximately €15M and considered 'non-operational' are excluded from the overall analysis. They are mostly evaluations and audits, air services, mappings and plans, reports, communications and events.

² The projects are the EUTF's contribution to the Somalia Stability Fund and the Ethiopia Job Compact.

Development and Better Employment Opportunities for Refugees and Host Communities in the Jijiga Area' (CRRF ET Job Creation);

- In Sudan, 'Livestock epidemio-surveillance project to support livelihoods of vulnerable rural smallholders and pastoralists' (LESP SLSP IFAD); 'Sudan-Europe Creative Connections' (Sudan-Europe Creative Connections);
- In Somalia, 'From surviving to thriving – Strengthening resilience of vulnerable households and communities in Northern Somalia – World Vision Germany' (RESTORE 2 WV).

Figure 2: Evolution of projects and budgets covered by the MLS, March 2020^{1,2}



Throughout 2019, 32 new contracts were signed, including one in Eritrea, six in Ethiopia, twelve in Somalia, two in South Sudan, four in Sudan, two in Uganda and four at the regional level. 36 new projects were included in the MLS reporting in 2019 and seven projects were completed during the year.

Table 3: Project evolution throughout 2019, March 2019

Country	Newly contracted operational projects in 2019	New projects in MLS in 2019	Operational projects completed in 2019
Regional	4	5	2
Djibouti	0	2	0
Eritrea	1	0	0
Ethiopia	6	10	0
Kenya	0	1	2
Somalia	13	8	2
South Sudan	2	2	1
Sudan	4	7	0
Uganda	2	1	0
Total	32	36	7

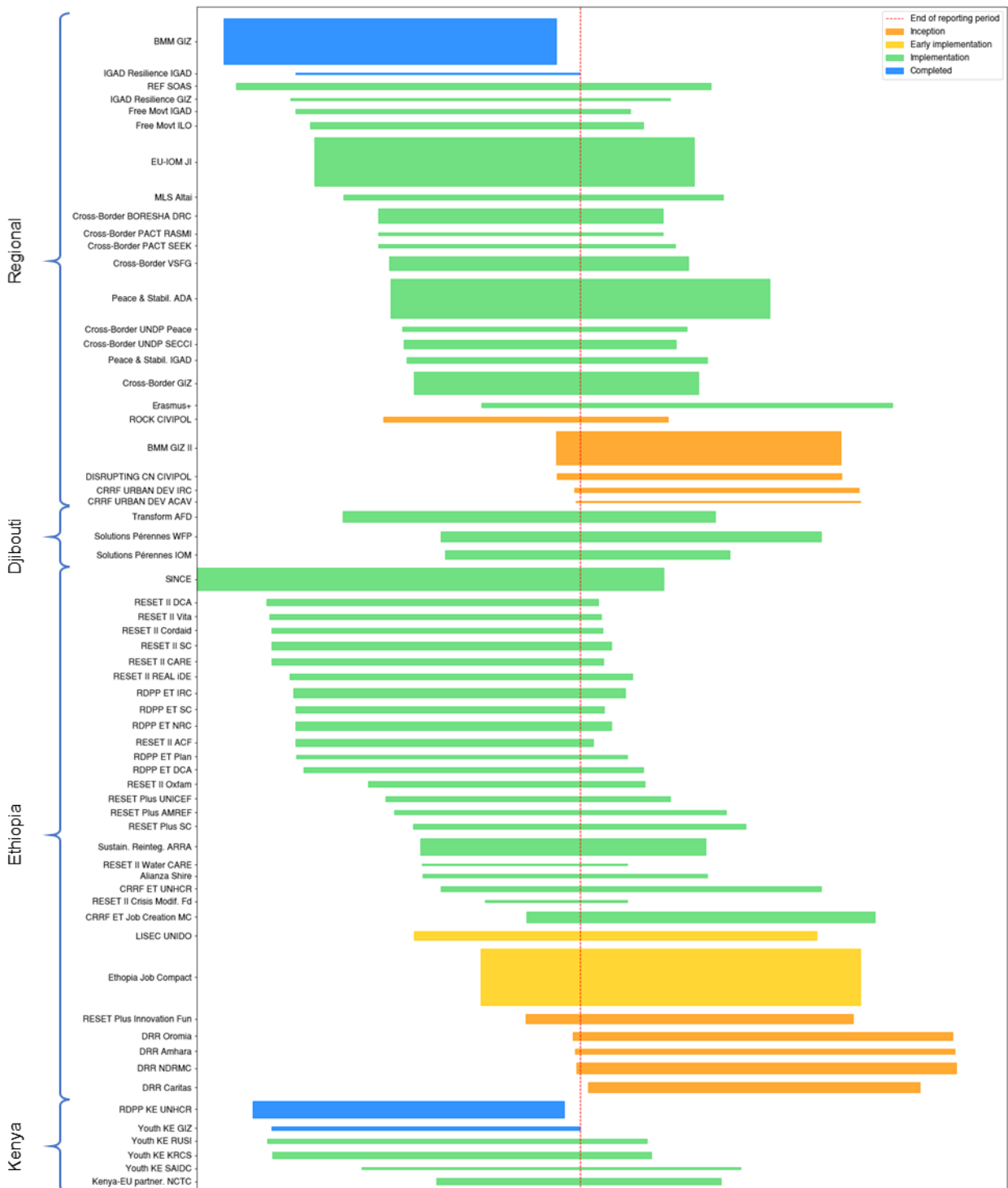
The below graph shows 145 projects by budget (height of bar), lifespan and status of implementation. Out of the full list of contracts relevant to the HoA region, 77 'non-operational' projects worth approximately €15M are omitted, as well as administrative projects. The graph uses shortened names

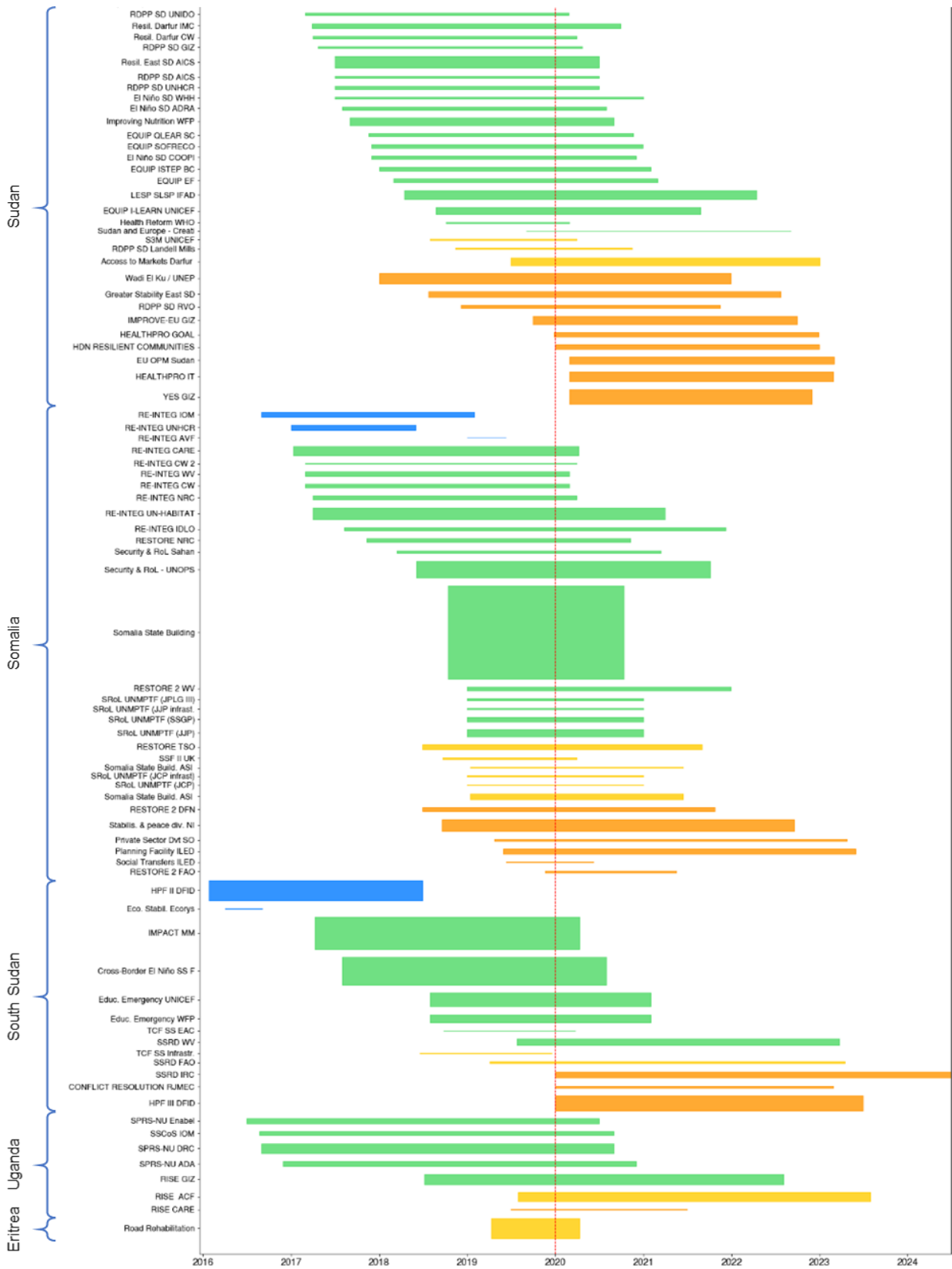
¹ Numbers include six completed projects. Between the Q2 and Q3 2018 reports, the MLS re-classified projects as operational or non-operational. This affected the total number of contracts, thus the apparent discrepancy between 102 signed contracts in Q2 and 101 in Q3 2018.

² Because of a reclassification between the previous report and this one, the increase in the number of projects from Q3 to Q4 is seven, not eight.

for the sake of clarity. Budgets refer solely to EUTF contributions. The length of the bars represents the lifespan of the project and the height represents the EUTF budget per project. The colour of the bars indicates the status of the project, with projects completed before 1 January 2020 indicated in blue.

Figure 3: EUTF HoA contracted projects by budget and implementation status, March 2020





4.2. BUDGET DISTRIBUTION BY COUNTRY AND IMPLEMENTING PARTNER

It is worth highlighting that as of March 2020 both Regional projects and Ethiopia projects have overtaken Somalia in terms of EUTF contracted funds.¹ A total of €257M² (or 23% of the total) has been contracted to 23 projects at the regional level (five projects and €46M more than at the end of 2018). €238M (21%) has been contracted to 30 projects in Ethiopia, which experienced the most significant increase in funding at the country level (an additional seven projects and €98M in 2019).

Four new projects were signed in Somalia, where €222M (or 20% of the total) is contracted across 31 contracts. Sudan and South Sudan also represent significant portions of the EUTF budget, with, respectively, €154M and €135M (14% and 12% of the total) contracted to 31 and 13 projects. €44M worth of projects has been contracted in Uganda and €35M in Kenya (4% and 3% of the total), spread across seven and six contracts respectively. With a less sizable share, three projects have been contracted in Djibouti for a total of €27M (or 2%), and one in Eritrea with €20M.

Table 4: Budget and contracts by country, March 2020

Country	Contracted Budget	Contracts
Regional	€257M	23
Ethiopia	€238M	30
Somalia	€222M	31
Sudan	€154M	31
South Sudan	€135M	13
Uganda	€44M	7
Kenya	€35M	6
Djibouti	€27M	3
Eritrea	€20M	1

The EUTF HoA contracted budget is largely managed by United Nations agencies, funds and programmes (€299M), as well as Member State agencies (€291M). Non-governmental organisations (NGOs) represent 23% of the total contracted budget, amounting to €258M. The budget managed by recipient countries accounts for 17% (or €187M) of the funding (this is mostly budget support). 6% (€65M) is contracted to private sector service providers and 2% to international organisations.³

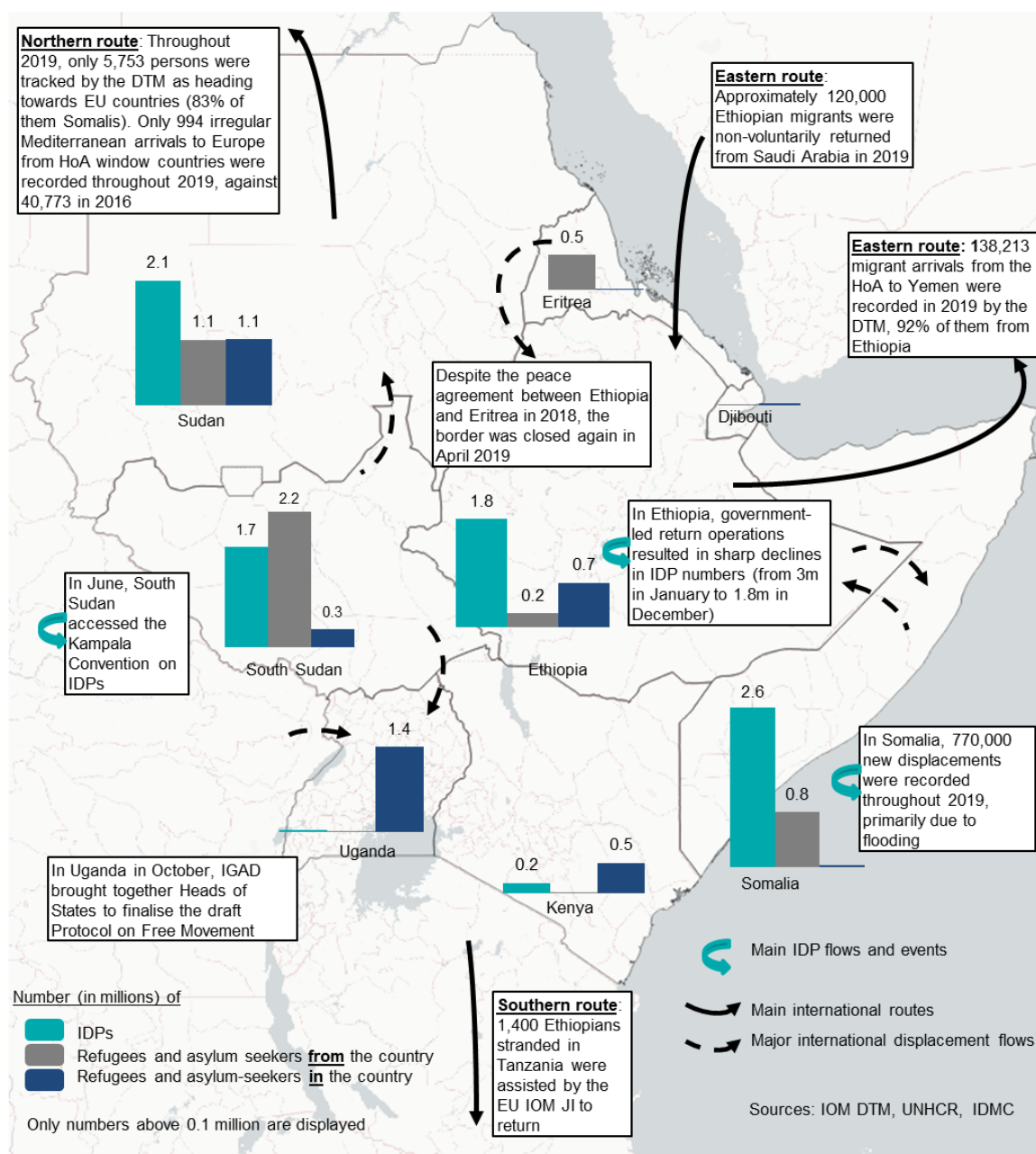
¹ As of the beginning of 2019, Somalia was the country with the most EUTF contracted funds in the Horn.

² The figure for Regional contracted amount in the Q3 2019 report was €267M. The discrepancy is due to the fact that a €10M top-up to the EU-IOM Joint Initiative, approved during the Operational Committee meeting held in December 2019, had been attributed to the contract. However, the contract amendment process with the IP is not yet finalised.

³ For many contracts, parts of the budgets are subcontracted by implementing partners (including Member State agencies and United Nations agencies) to NGOs.

5. SITUATION AND RESULTS OVERVIEW

Figure 4: Horn of Africa regional migration overview map, December 2019



5.1. REGIONAL MIGRATION AND STABILITY PROFILE

The Horn of Africa is a key region of origin for migrants, with an important migratory route leading to Europe through Ethiopia, Sudan and Libya, as well as migrant outflows to the Gulf countries and Southern Africa. While recent reports indicate that flows to Libya and Europe are decreasing, those leading to the Kingdom of Saudi Arabia (KSA) have gained in importance. For example, the October 2019 regional snapshot released by IOM reported that 42% of the migratory flows observed in the Horn

of Africa region were targeting the KSA.¹ In comparison, movements along the Northern and Southern migratory routes accounted for only 3% and 2% of the monitored flows respectively. Moreover, most population movement in the Horn of Africa is contained within the region, and often, within country borders. In addition to longstanding seasonal migration, the main migration and displacement drivers within the Horn of Africa are natural disaster, family reunion and conflict, followed by lack of basic services, economic reasons and other forms of violence excluding conflict. Population movement within the Horn of Africa is thus often motivated by very different factors than those driving the outflows to Europe, the Gulf countries and southern Africa, which tend to be economic.²

As a result of the harsh or violent living conditions observed in parts of the region, the Horn of Africa has large populations of refugees, asylum-seekers and Internally Displaced Persons (IDPs). These displaced individuals have fled local crises in Somalia, South Sudan and parts of Sudan and Ethiopia, but also neighbouring emergencies such as those in the Democratic Republic of the Congo (DRC), Yemen or the Central African Republic. Out migration also continued to be registered from Eritrea, particularly to neighbouring countries. The IOM Displacement Tracking Matrix (DTM) and UNHCR estimate that the countries monitored by the EUTF MLS HoA host around 4.1 million refugees and asylum seekers, 8.1 million IDPs and 2.9 million returnees.³ Uganda, Kenya, Sudan and Ethiopia have long welcomed large numbers of refugees and asylum seekers from their neighbours, with the establishment of camps such as Dadaab and Kakuma in Kenya and Pugnido in Ethiopia in the early 1990s.

Several countries have shown significant willingness to support migrants and to mitigate their vulnerabilities. At the Global Refugee Forum held in Geneva (Switzerland) in December 2019, seven⁴ countries monitored under the EUTF HoA MLS made a total of 73 pledges and contributions, with several states committing to integrate refugees into national health systems, expand training and training opportunities and reduce statelessness. However, as expressed in the last World Migration Report by IOM, low-income countries such as those in the Horn of Africa have welcomed a disproportionate share of the world refugees and often lack resources to support them adequately. Furthermore, a large share of refugees and IDPs are women and children, including 83% of South Sudanese refugees and 67% of displaced Somalis, and these groups often have specific needs. As such, and despite important steps recently taken by East African governments to support these displaced populations, such as Somalia and South Sudan's adoption of the Kampala Convention in 2019, they remain among the most vulnerable groups in the region, due to a lack of access to basic services, livelihoods and, sometimes, safety.

Displacement and other population movements are often triggered by poor living conditions in the region. The regional average Human Development Index score is 0.489, compared to the world average of 0.728. A person in the Horn of Africa region will typically spend 4.6 years in school in their lifetime.⁵ Kenya is the only country in the region considered by UNDP to be above the 'Low Human Development' bracket.

However, government- and donor-led development projects have undertaken valuable initiatives to increase access to basic services such as education, water, nutrition and health. In Ethiopia, 60% of the 2018 government budget was allocated to poverty-targeted sectors such as education, health, agriculture, water, and roads.⁶ In Kenya, a safety net programme established in 2013 by the government now provides more than 500,000 households with cash transfers on a regular basis, as well as additional beneficiaries in times of natural disasters. In addition to an Ebola preparedness plan, Uganda

¹ IOM DTM, 'Displacement Tracking Matrix - East and Horn of Africa - Monthly Regional Snapshot - October 2019', February 2020.

² IOM, 'Migration Flows in the Horn of Africa and Yemen - Overview – 2018', 2019.

³ IOM, 'A region on the move – 2019 mobility overview in the East and Horn of Africa and the Arab Peninsula', 2020.

⁴ Djibouti, Ethiopia, Kenya, Somalia, South Sudan, Sudan, Uganda. Number of pledges include those made before the GRF.

⁵ UNDP, 'Human Development Index – 2019', 2019.

⁶ African Development Bank Group, 'East Africa Economic Outlook 2019', 2019.

deployed response teams along the border with the DRC to prevent the spread of the disease into the country. In October 2019, the government declared the end of the outbreak.

Natural events in 2019 illustrated the continued vulnerability of numerous East African countries to climate change, which is an important driver of displacement in the region. In 2019, a severe drought struck Somalia, Kenya, Ethiopia, Uganda and Djibouti in May. This was immediately followed by heavy rains in these countries as well as South Sudan and Sudan, creating flash floods. Floods displaced more than 400,000 people in South Sudan between July and October 2019. Climate conditions caused an invasion of locusts throughout the Horn, devastating crops and livelihoods. In order to mitigate the effects of climate change in the country, the Federal Government of Somalia and UNOCHA jointly developed a Drought Impact Resource Plan in June 2019, using lessons learned from the 2017 and 2011-2012 famine prevention campaigns.

Conflict continues to be another significant cause of displacement in the region. Although the level of violence in the Horn of Africa has substantially decreased in the last five years,¹ a few conflicts remain extremely active and tend to destabilise their neighbours. As Somalia continues to be negatively impacted by the powerful Al-Shabaab insurgency, the influx of refugees into Ethiopia and Kenya leads to increased competition for resources in places where they settle. Despite its progressive loss of territory control, the terrorist group still proves capable of recruiting vulnerable youth and launching attacks in Mogadishu. In South Sudan, conflict between forces affiliated to Salva Kiir and Riek Machar has decreased in intensity since the declaration of the revitalised peace agreement in late 2018, but armed factions have not been disarmed and ethnic clashes continue to occur. 2019 data indicates that displacement in South Sudan is thus increasingly driven by community violence, although the conflict between the opposing parties remains the primary factor.² Finally, the recent democratic transition in Ethiopia has reduced opposition between the central and state governments, but at the same time has created space for increased inter-tribal disputes.

Several important political developments occurring in the Horn of Africa region in 2019 are also worth highlighting. In April 2019, the revolution in Sudan led to the arrest of President Omar al-Bashir after 30 years in power. The military and civil society jointly appointed a new prime minister, formed a cabinet and assembled a supervisory council to oversee a power-sharing deal. The new government held peace talks with rebel groups such as the Sudan People's Liberation Movement-North, which operates in the still unstable Darfur, South Kordofan and Blue Nile States. Notably, on 14 October 2019, South Sudan's President Salva Kiir hosted talks between the new Sudanese Prime Minister Abdallah Hamdok and rebel leaders from several Sudanese states. In South Sudan, President Salva Kiir and Riek Machar signed a new peace deal to form a unity government in February 2020. The agreement has been welcomed by national and international observers, as both leaders made important sacrifices: Machar returned to Juba without personal security and Kiir agreed to revise the administrative area boundaries. In Somalia, on one hand, the Galmudug reconciliation process allowed for a power sharing agreement between the pro-federal government Galmudug State and the Ahlu Sunna Waljama'a group. On the other hand, several key Jubaland leaders have been arrested and federal government forces have been deployed to the state. Finally, Ethiopian Prime Minister Abiy Ahmed won the Nobel Peace Prize for his work on the historic peace declaration with Eritrea and founded the new 'Prosperity' Party to end decades of rule by the Ethiopian People's Revolutionary Democratic Front party.

5.2. EUTF RESPONSE – FUNDING

Migration and development challenges in the region often stem from common underlying issues, such as poor livelihood opportunities, lack of access to basic services, and issues related to security and governance. The specific context and needs of each country vary widely, however, and the EUTF's

¹ ACLED, 'ACLED Data from 1 January 2010 to 31 December 2019', April 2020.

² IOM, 'A region on the move – 2019 mobility overview in the East and Horn of Africa and the Arab Peninsula', 2020.

response is adapted accordingly. The country analysis sections, in the second part of the report, offer a more in-depth analysis of how EUTF interventions are tailored to address the challenges particular to each country.

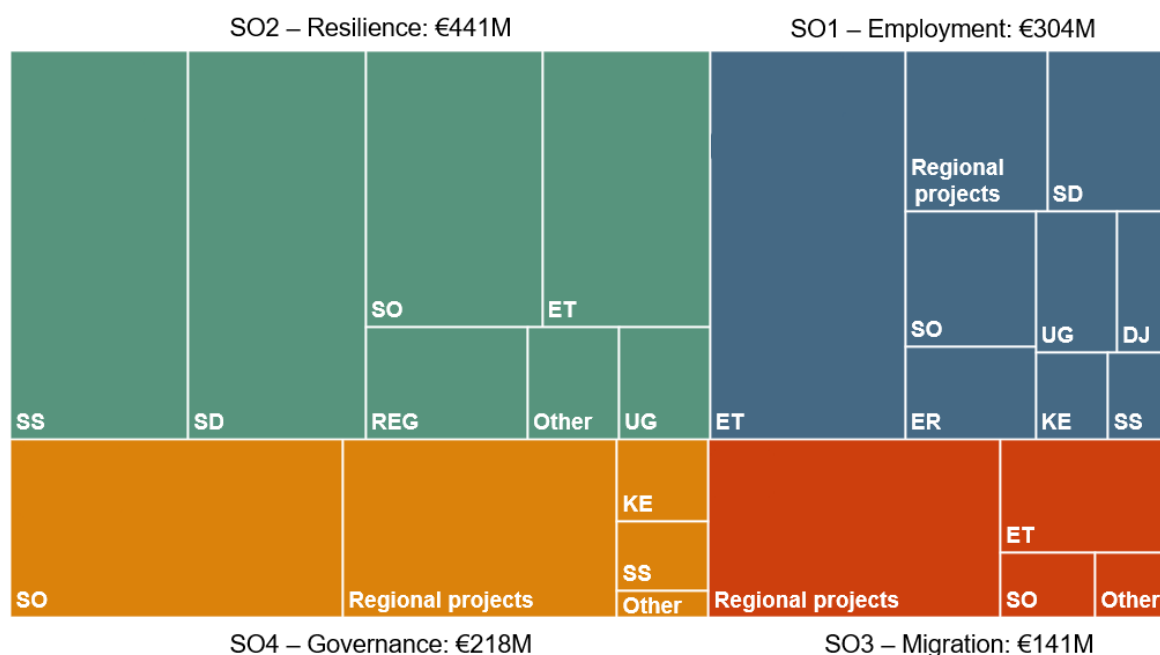
Of the total contracted volume of the fund (€1.13B), an estimated €441M (or 39%) focuses on resilience building activities (SO2) aimed at strengthening direct service delivery and access to basic services for vulnerable, displaced and host community population groups. The funding for these activities has remained mostly unchanged since the end of 2018, when it was estimated to account for 38% of the total contracted funds. South Sudan and Sudan have the largest relative portions of funding allocated to SO2 related activities, with 85% and 69% respectively.

Some €304M is estimated to support the creation of economic and employment opportunities (SO1), making it the Strategic Objective with the second largest amount of funding in the region. SO1 remains particularly important in Ethiopia (53% of the total funding in the country) and Uganda (43%), as well as in Djibouti (50%) and Eritrea (100%), although with much smaller budgets allocated to these last two countries.

Governance and conflict prevention activities (SO4) are funded by around 19% of the total EUTF HoA budget. Somalia (45%) and Kenya (36%) are the countries with the most SO4 funding, proportionate to their overall budget.

12% of the EUTF HoA contracted budget supports activities directly related to migration management (SO3), particularly through regional interventions such as the Cross-Border initiative, the Peace and Stability programme and the EU-IOM Joint Initiative.

Figure 5: Volume of total contracted budget by SO and country,¹ March 2020



Given the migration and displacement focus of the EUTF, it is also interesting to consider funding allocated to all migration- and displacement-related activities in the EUTF portfolio, regardless of SO. The MLS collectively refers to these activities as ‘extended Strategic Objective 3’. The ‘extended SO3’ concept originated in the MLS Lessons Learned exercise, for which the MLS conducted a portfolio analysis of EUTF-funded activities directly related to migration, mobility and forced displacement. The term includes all activities ‘traditionally’ covered by SO3 as well as some activities in SO4 (e.g. border

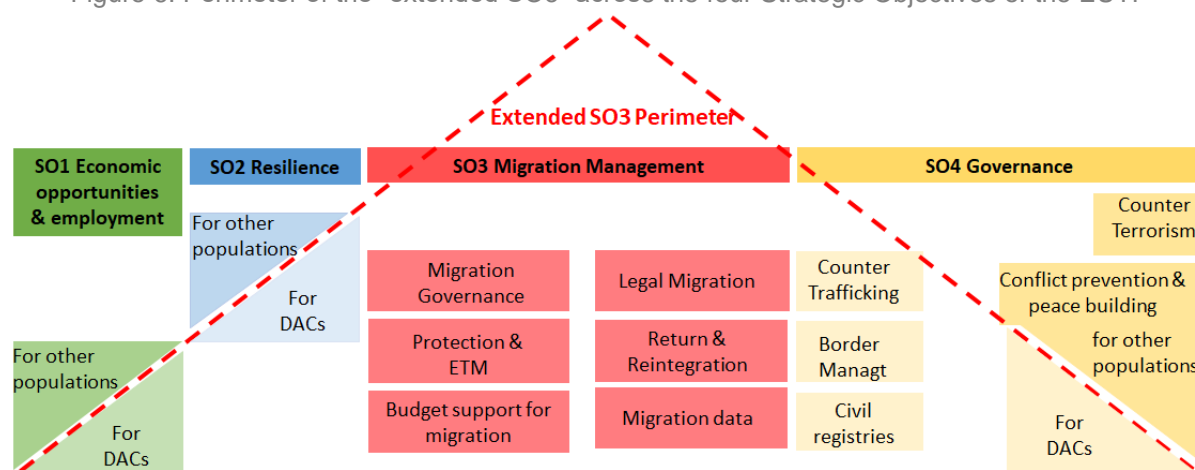
¹ The visual excludes €28M dedicated to cross-cutting indicators.

management), SO1 (employment and livelihoods) and SO2 (resilience), whenever such interventions directly benefit displacement-affected communities (DACs), including refugees, asylum seekers, IDPs, migrants, host and transit communities.

In order to map EUTF funding associated with 'extended SO3', the MLS team first defined the main categories of topics and activities the EUTF could be involved in with regards to migration, mobility and forced displacement. The MLS team then assessed the approximate portion of the budget of each project dedicated to each of the categories. For most categories, whenever possible, budgets disaggregated by activity (which were available for about half of the projects) were used. For example, in the case of the category 'migration related data', for each project the team added up all budget lines dedicated to activities related to the collection, analysis or dissemination of migration data, and divided this sum by the total budget for all activity lines. In cases where no disaggregated budgets were available, the MLS team had to make approximations based on the qualitative description of project activities (often using the Description of action documents).

In the case of support to DACs under SO1, SO2 and SO4, budget information was usually not available. When IPs did not track the displacement status of beneficiaries, the percentage of SO1, 2 and 4 activities benefiting DACs was determined using the proportion of DACs living in projects' areas of operation. This number was not always available and was sometimes approximated based on best available estimates (which could be based on regional averages).

Figure 6: Perimeter of the "extended SO3" across the four Strategic Objectives of the EUTF



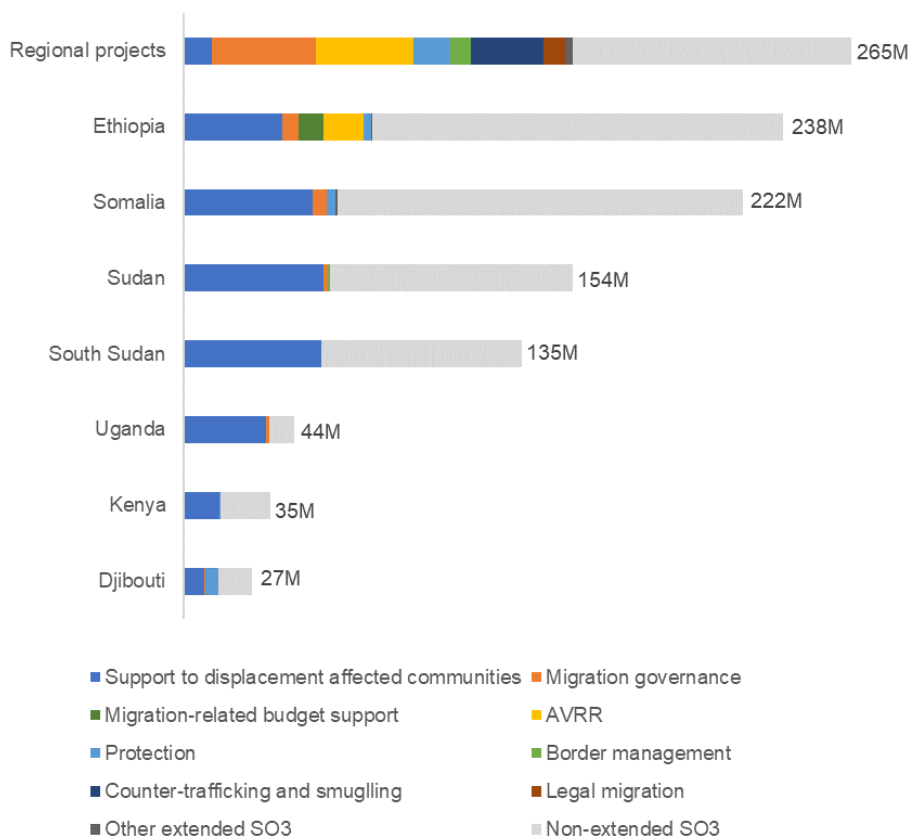
Most regional projects focus on migration management, migration governance, or returns and reintegration, and as such represent the largest share of 'extended SO3' funding. By contrast, 'extended SO3' funding represents a comparatively small proportion of the overall budget in Ethiopia, where many interventions target vulnerable non-displaced populations for employment and resilience building, as well as in Somalia, Sudan, South Sudan and Eritrea (which has no 'extended SO3' funding to date), as in these countries all EU funding is channelled through the EUTF.

Of the estimated¹ €408M total funding allocated to 'extended SO3', by far the largest portion (€267M) funds activities related to SO1 (employment), SO2 (resilience) and SO4 (governance) that directly benefit DACs. Most of this amount is allocated to projects in Sudan (€57.0M), South Sudan (€54.7M) and Somalia (€52.1M). This reflects the fact that these activities are numerous, diverse and well represented in the portfolio, and that DACs often constitute an important beneficiary target. Support to DACs is followed distantly by migration governance with €57M, and AVRR with €55M. Other themes include combating trafficking in persons (TiP) and migrant smuggling (€29M), protection (€26M), budget support to migration-related activities (€10M), border management (€9M) and the collection of

¹ See above for estimation methodology.

migration-related data (€5M).

Figure 7: Funding allocated to ‘extended SO3’ in the HoA region, in €M, March 2020



5.3. EUTF RESPONSE – RESULTS

This section offers an analysis of the results of the EUTF’s response to date in four key thematic areas: security and stability, migration management, resilience (food security and access to basic services), and economy and employment.

5.3.1. OVERVIEW OF EUTF INDICATOR OUTPUTS

The table below shows the aggregated values reported by HoA projects for 37 of the 41 EUTF common output indicators as of 31 December 2019. Four indicators have no reported contribution to date: EUTF indicators 3.1 (Number of projects by diaspora members), 3.9 (Number of early warning systems on migration flows created), 3.11 (Number of activities/events explicitly dedicated to raising awareness and sensitivity of the general public on all aspects of migration) and 4.7 (Number of refugees benefiting from an out-of-camp policy).

Table 5: EUTF common output indicators for all HoA projects, December 2019¹

EUTF Indicator	< 2019	2019 (Q4 2019)	Total
1.1 Number of jobs created	17,762	18,437 (4,578)	36,199
1.2 Number of MSMEs created or supported	1,949	3,047 (415)	4,996
1.3 Number of people assisted to develop income-generating activities	103,699	84,872 (24,184)	188,571
1.4 Number of people benefiting from professional training (TVET) [...]	16,204	18,702 (6,344)	34,906
1.5 Number of job placements facilitated and/or supported	32,091	3,593 (140)	35,684
1.6 Number of [...] business infrastructures constructed [...]	4	2 (2)	6
1.7 Financial volume [...] for scholarships or self-employment	0	31,340 (17,160)	31,340
1.7 bis Financial volume granted to individual recipients	0	33,816 (5,920)	33,816
2.1 Number of local development plans directly supported	0	3 (0)	3
2.1 bis Number of social infrastructures built or rehabilitated	585	519 (110)	1,104
2.2 Number of basic social services delivered	2,679,294	989,962 (105,154)	3,669,256
2.3 Number of people receiving nutrition assistance	873,272	295,497 (9,742)	1,168,769
2.4 Number of people receiving food-security related assistance	420,502	573,400 (148,911)	993,902
2.5 Number of local governments [...] that adopt disaster risk reduction strategies	119	55 (0)	174
2.6 Hectares of land benefiting from improved agricultural management	48,903	8,079 (1,305)	56,982
2.7 Number of people reached by campaigns on resilience-building practices [...]	478,271	540,556 (92,283)	1,018,827
2.8 Number of staff [trained] to strengthen service delivery	20,840	31,566 (4,569)	52,406
2.9 Number of people having access to improved basic services	3,962,775	924,246 (284,599)	4,887,021
3.2 Number of migrants in transit, children in the mobility, IDPs and refugees protected and/or assisted	48,308	10,624 (150)	58,932
3.3 Number of migrants [...] reached by information campaigns [...]	68,415	165,463 (21,343)	233,878
3.4 Number of [...] returns or [...] repatriations supported	13,449	7,933 (2,392)	21,382
3.5 Number of returning migrants benefiting from reintegration assistance	29,211	3,697 (898)	32,908
3.6 Number of institutions [...] strengthened on protection / migration management	196	256 (66)	452
3.7 Number of individuals trained on migration management	6,487	8,546 (617)	15,033
3.8 Number of refugees [...] receiving legal assistance to support their integration	6,342	3,490 (17)	9,832
3.10 Number of people benefiting from legal migration and mobility programmes	0	19 (8)	19
4.1 Number of border stations supported to strengthen border control	55	14 (0)	69
4.2 Number of staff [...] trained on security, [...] etc.	11,864	9,868 (2,245)	21,732
4.2 bis Number of institutions and non-state actors [...], conflict prevention, protection and human rights	312	858 (162)	1,170
4.3 Number of people participating in conflict prevention / peacebuilding activities	29,794	55,195 (28,244)	84,989
4.4 Number of victims of trafficking assisted or referred to assistance services	319	746 (0)	1,065
4.5 Number of cross-border cooperation initiatives created, launched or supported	48	41 (0)	89
4.6 Number of laws, strategies, [...] developed and/or directly supported	196	128 (77)	324
4.8 Number of national/regional/local networks and dialogues [...] newly established or functionally enhanced	0	2 (0)	2
5.1 Number of multi-stakeholder groups [...] regularly gathering	1,644	530 (91)	2,174
5.2 Number of planning, monitoring and/or learning tools set up [...]	320	150 (38)	470
5.3 Number of field studies, surveys and other research conducted	127	136 (73)	263

5.3.2. SECURITY AND STABILITY

Security incidents remain a frequent occurrence across the Horn of Africa. Conflict in the region is often triggered, among other factors, by disputes between or within communities over access to land and

¹ Differences from previous reports are largely due to IP data corrections and are further explained in the errata section.

resources, by instability at the institutional level, by inter-clan tensions and, in some countries, by the presence of terrorist groups.

Adverse political and security conditions also have direct implications for displacement. For example, insecurity in Somalia is an important driver of internal displacement: 25% of all displacements in the country in 2019 were related to poor security.¹ Conflict and political disagreements also hamper the ability of government and development partners to operate and deliver basic services.

Around 19% of the entire EUTF budget in the region is estimated to support activities related to conflict prevention, peacebuilding, counter-trafficking and institutional support to stabilisation. According to the nature of the activity, these may either directly engage community members or support capacity building of authorities and service providers.

Conflict and peacebuilding

Despite important decreases in several countries in recent years, the Horn remains extremely affected by conflict. On one hand, a few countries have observed notable improvements, such as Sudan since 2016, with relative stability in South Kordofan and Blue Nile States, or South Sudan since the 2018 peace agreement. Data from the Armed Conflict Location and Event Data Project (ACLED) indicates a 54% decrease in the yearly number of casualties in reported security events from 2016 to 2019 in the region. On the other hand, the violent Al-Shabaab group still controls large parts of South Central Somalia, and peaks of violence are still observed in Kenya in election years. Since Abiy Ahmed's election as Prime Minister, tensions in Ethiopia appear to be shifting away from confrontations between the government and tribe-based opposition forces to interethnic and intercommunity disputes. Thus, despite recent positive developments, support is still required in numerous conflict-affected zones and countries in the Horn of Africa.

According to ACLED, Somalia remains among the top five countries with the most security-related casualties in the world, mainly due to Al-Shabaab's frequent violence against civilians, battles with the Somali security forces and terrorist attacks. Additionally, rural areas are vulnerable to clan-based disputes over resources, as the State is unable to prevent clashes over water and land. Somalia's instability regularly spills over to neighbouring Kenya, where Al-Shabaab cells have been identified and several high-profile attacks have been carried out. In Sudan, localised clashes continue in Darfur and the 2018-2019 revolution demonstrated that Sudanese civilians are still subject to violence by the military. Finally, conflict and communal violence persist as the main drivers of internal displacement in South Sudan. The Climate Vulnerability Index identifies South Sudan as one of the ten countries that are most vulnerable to climate change in sub-Saharan Africa,² which likely increases competition over resources. Environmental shocks also have a significant impact on border areas, where migration, trade and resource-related tensions often occur. Furthermore, insecurity remains one of the main obstacles for development initiatives, restricting access to certain zones and posing a threat to aid workers.

The EUTF portfolio has adopted a strong peacebuilding dimension in order to tackle some of the challenges mentioned above and thus address some of the main drivers of migration. Indeed, recent research establishes positive correlations between the intensity of conflict and the number of refugees and asylum-seekers from the countries of concern. While this driver does not appear to be more important than socioeconomic conditions in the country of origin, 'the higher the severity of lethal events in the country of origin, the higher the flows of those seeking asylum are.'³ Conflict is often also mentioned as a reason for internal displacement in affected areas of countries such as South Sudan, Ethiopia and Somalia.⁴ Thus, peacebuilding interventions may reduce forced displacement and migration while promoting peace in the target areas.

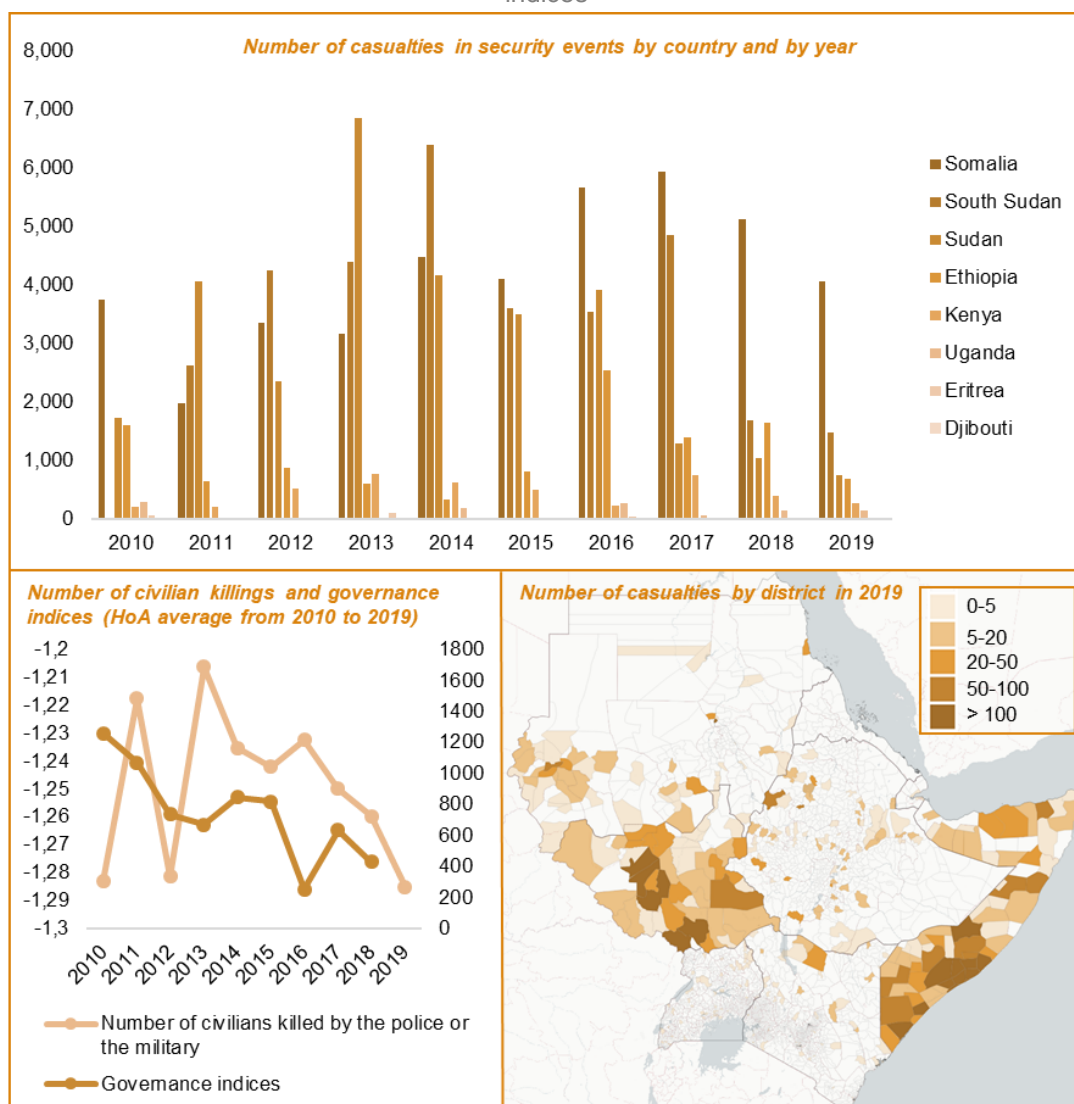
¹ UNHCR, 'Somalia 2019 Factsheet', 2019.

² American Security Project, 'Climate Change, Sub-Saharan Africa and US National Security', 2019.

³ Alessandra Conte, Silvia Migali, 'The role of conflict and organised violence in international forced migration', 2019.

⁴ IOM DTM, 2019.

Figure 8: Number of casualties reported by ACLED by country, year, province and governance indices¹



EUTF-funded conflict prevention initiatives comprise a wide range of peacebuilding actions, including the organisation of community dialogues and awareness raising campaigns. A total of 56,837 individuals have thus participated in peacebuilding activities centred around social cohesion, conflict resolution and management (57% male and 43% female,² EUTF indicator 4.3) since the beginning of EUTF-funded activities in the Horn, including 31,359 in 2019.³ The Cross-Border and Youth KE programmes contributed to 84% of this effort (85% in 2019), in border areas between Ethiopia, Kenya, Somalia and Sudan, and in the coastal and northern areas of Kenya, respectively. Interestingly, Cross-Border and Youth KE both implement nexus approaches, combining peace/security and development strategies. The PACT, GIZ and UNDP Cross-Border projects focus on the organisation of cross-border community dialogues and sensitisation to conflict prevention, and the same beneficiaries also benefit from assistance related to livelihoods, food security and access to basic services implemented by VSFG and DRC. Likewise, the Youth KE SAIDC initiative trained 15,151 farmers (8,393 in 2019) in different

¹ ACLED, 'ACLED Data from 1 January 2010 to 31 December 2019', April 2020.

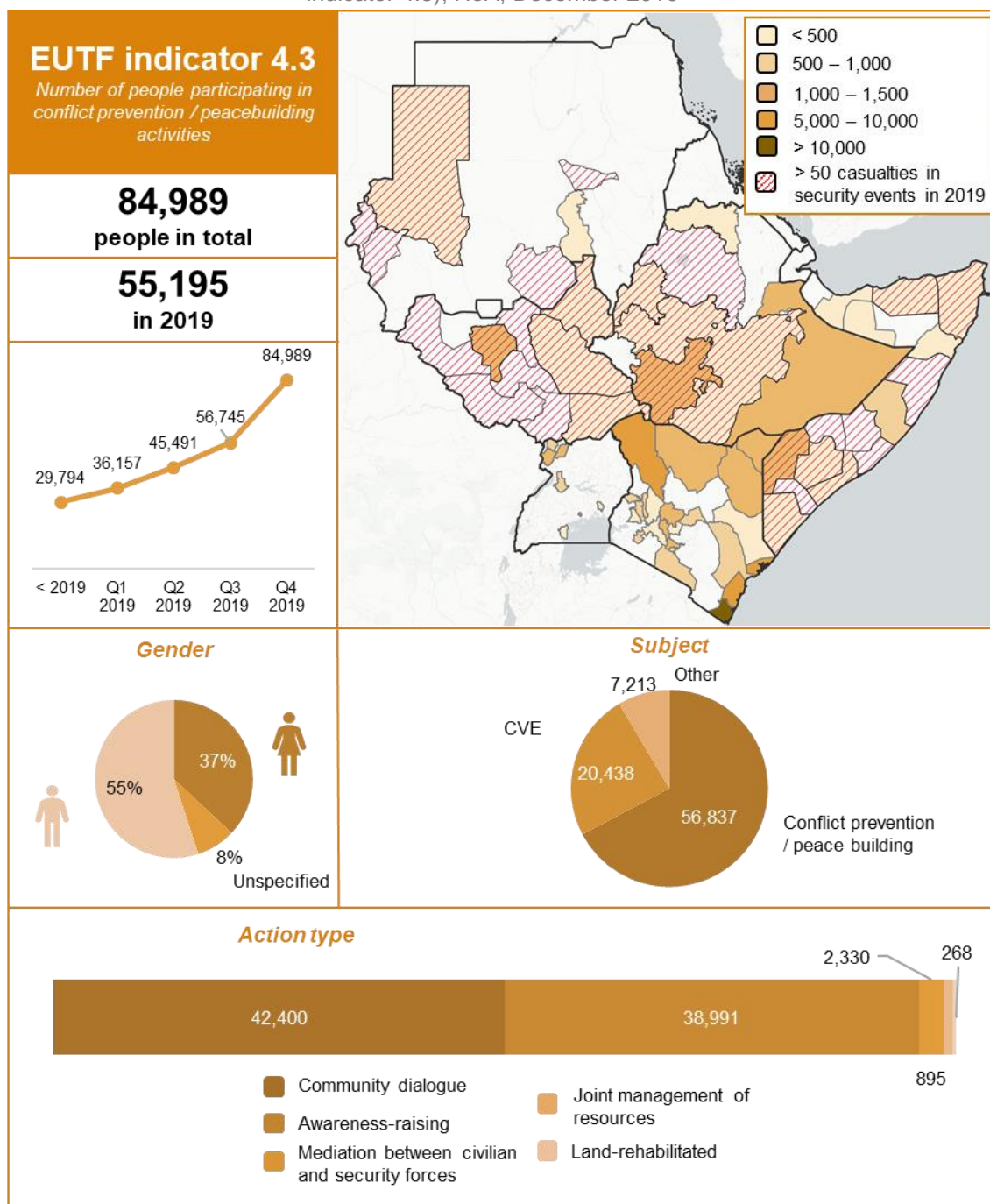
World Bank, World Governance indicators 2010 – 2019, 2020.

² The gender of 852 beneficiaries is unknown.

³ These numbers account for the number of beneficiaries (total and total 2019) reported under EUTF indicator 4.3 with subject type 'conflict prevention/peacebuilding'.

income-generating activities with 14,945 of these same farmers trained on mediation and conflict prevention skills.

Figure 9: Number of people participating in conflict prevention / peacebuilding activities (EUTF indicator 4.3), HoA, December 2019^{1,2}



In addition to direct outreach activities, the EUTF portfolio aims to build local actors' capacities to anticipate, prevent and address conflict. As such, to date, among the 21,732 individuals trained on security and governance, EUTF projects have delivered conflict prevention-related training to 14,370 staff and members of key actors involved in social cohesion and peace dynamics (60% male and 40%

¹ The support type to 105 beneficiaries is unknown.

² The subject of support to 501 beneficiaries is unknown.

female¹, EUTF indicator 4.2).² These actors range from local and national government organisations and community representatives to local peace structures. The Cross-Border, SSCoS, IPPSHAR and Youth KE programmes reached out to a diversified set of relevant actors in their areas of implementation to build a common understanding of conflict prevention dynamics and responses. This approach is expected to enhance the ability of relevant stakeholders in areas prone to violence to jointly address tense situations that might otherwise escalate. Other programmes such as SPRS-NU in Uganda and RE-INTEG in Somalia largely focus on community representatives and service providers, making community representatives the most important category of actors supported under EUTF indicator 4.2. Notably, the SPRS-NU DRC project trained a total of 6,240 community actors on conflict sensitivity approaches regarding land management, 1,516 local courts' staff and community leaders on dispute resolution, and 1,095 peer educators on gender based violence (GBV) in the north-western Ugandan provinces of Adjumani, Arua, Kiryandongo and Yumbe. Assessments carried out by the project highlighted the need for more capacity building for court members and local leaders to empower them with knowledge about their roles and responsibilities, local laws and alternative dispute mechanisms.

Finally, in the field of peacebuilding, the EUTF intervention has supported a number of plans and frameworks aiming to promote peace in the Horn of Africa region. The IGAD Promoting Peace and Stability in the Horn of Africa Region (IPPSHAR) programme has two components: 1) IPPSHAR, implemented by ADA aims to achieve sustainable peace, security and stability for the attainment of economic integration and development of the IGAD region, 2) the EU salary grant "Supporting the IGAD Secretariat in the area of Peace and Security" aims to support IGAD in strengthening its Peace and Security division by paying the salaries of 36 staff members. IPPSHAR contributed to the development of five strategies, protocols and declarations at the IGAD and African Union (AU) levels in 2019, such as the IGAD Preventive Diplomacy and Mediation Protocol. In addition, the IGAD staff funded under the EU salary grant, worked on the AU declarations on African resource management and prevention of community conflicts in Mali. As IGAD is identified by many as having a pivotal role to play in regional stability and security, IPPSHAR intends to equip the organisation with the ability to prevent and intervene in regional security issues.

The development of policy frameworks at the regional level aims to bring countries together towards common conflict prevention responses. At the local level, the Cross-Border PACT RASMI project facilitated a resource sharing agreement between the Marehan and Murule clans in the Mandera Triangle. The RE-INTEG CW project also facilitated the adoption of four plans for displacement-affected communities in 2018, to encourage social cohesion between IDPs and host communities in Baidoa (Somalia).

According to ACLED, Somalia has the third highest level of Islamist activity of any country in the world, because of the Al-Shabaab insurgency.³ While it is mainly Somalia that suffers from the insurgency's countless attacks on civilians, security forces and political figures, the group has also proved capable of operating on Kenyan territory. In addition to high-profile attacks such as those on the Westgate Mall and the Dusit Hotel in Nairobi, Al-Shabaab has conducted over a hundred attacks in north-eastern Kenya since 2015.⁴ The International Crisis Group contends that the Kenyan authorities' thorough investigations of potentially radicalised individuals and recruitment cells fuelled discontent within the Muslim minority in the country. While the operations, combined with an expanded involvement of community leaders and structures, seem to have reduced Al-Shabaab's capacities in Kenya, they may have also stimulated radicalisation.⁵ Furthermore, north-eastern Kenya suffers from low levels of development and limited economic opportunities, which are established drivers of extremism. As such, despite the multinational initiative to create the Kenyan Joint Terrorism Task Force following the attack

¹ The gender of 45 staff is unspecified.

² 21,732 is the total number of trained staff reported under the EUTF indicator 4.2, while 14,730 is the number of staff reported under the same indicator with the conflict prevention/peacebuilding subject tag.

³ ACLED, 'Year in Review – 2019', March 2020.

⁴ International Crisis Group, 'The Hidden Cost of Al-Shabaab's Campaign in North-eastern Kenya', April 2019.

⁵ International Crisis Group, 'Al-Shabaab Five Years after Westgate: Still a Menace in East Africa', September 2018.

on the Dusit Hotel in January 2019, as well as the border closure between the two countries in June, the group still poses a threat to Kenya's stability and is still capable of recruiting Kenyan at-risk youths.

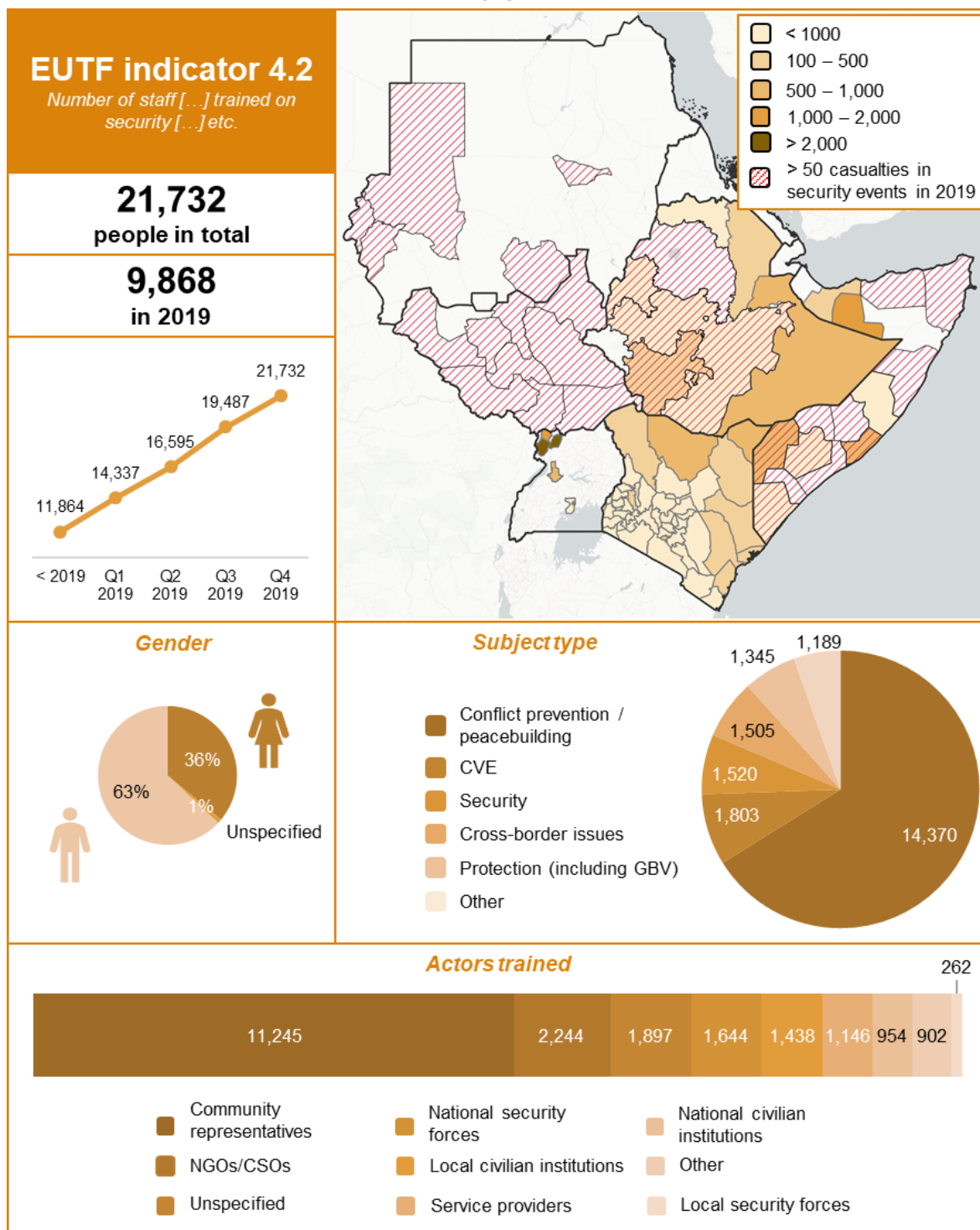
To combat the expansion of extremism in the Horn of Africa, the EUTF portfolio includes a Countering Violent Extremism (CVE)-focused component. Projects addressing CVE in Kenya partly explain the country's proportionately large SO4 (governance and conflict prevention) budget (36%), making it the country with the highest share of SO4 funding in the region. To support the prevention of the spill over of extremism from Somalia to Kenya, EUTF-funded Kenya projects have reached out to a total of 20,438 direct beneficiaries of CVE activities (69% male and 31% female¹, EUTF indicator 4.3), including 19,777 in 2019.² Awareness raising primarily took the form of anti-radicalisation messages, which reached a total of 20,085 individuals (including 18% youth). The NCTC-EU partnership and Youth KE projects implemented by the National Counter Terrorism Centre (NCTC) and KRCS together delivered 100% of this type of CVE-related sensitisation. The NCTC-EU partnership NCTC project notably developed and supported a text-based social media youth platform with machine learning, which generates conversations among the youth and responds to those at risk of radicalisation and recruitment. Such initiatives accounted for 60% of the CVE awareness-raising effort. Going beyond sensitisation, the Youth KE RUSI project developed a mentoring programme for youth vulnerable to radicalisation or engagement in violent crime, from which 303 target individuals have graduated. Support is based on the continued relationship between mentors trained by RUSI and mentees. The objectives of this mentoring are to create noticeable behavioural changes among the youth. The project's 24-month progress report highlights the penetration of Al-Shabaab networks in the project's areas of implementation (Nairobi, coastal Kenya and north-eastern Kenya), and thus the need for CVE responses in these zones.

Some interventions in the EUTF portfolio also aim to address radicalisation by building the capacity of relevant actors. Both the Youth KE RUSI and NCTC-EU partnership NCTC projects equipped staff from NGOs, Civil Society Organisations (CSOs), state institutions and security forces as well as journalists and community representatives with skills to play a preventive role in CVE. In particular, the NCTC trained 56 journalists on CVE to promote public reporting and information that discourages radicalisation. Within the same project, national civilian institutions and security forces were the focus of workshops on the detection of and response to radicalisation, gathering 356 individuals together for this purpose. Finally, IPPSHAR conducted a wide range of trainings for 220 government agents from IGAD Member States on various CVE-related topics, including de-radicalisation and reintegration, identification of terrorist suspects, prevention of radicalisation in prisons, and the role of technology and social media in youth engagement.

¹ The gender of 5,981 individuals is unknown.

² These numbers account for the number of beneficiaries (total and total 2019) reported under the EUTF indicator 4.3 'number of people participating in conflict prevention and peacebuilding activities' and the subject type 'CVE'.

Figure 10: Number of staff [...] trained on security, [...] etc. (EUTF indicator 4.2), HoA, December 2019^{1,2}



Governance and policymaking

Conflict and security issues in the Horn are directly intertwined with governance dynamics and stability in the different countries of the region. For example, the limited reach and control over national territory by a government, as in the case of Somalia, can create favourable conditions for the spread of violent

¹ Subject type 'Other' includes governance for peace, border management, VOT rights, and protection of civilians.

² 3,593 beneficiaries do not appear on the map as their province of support is unknown.

extremism. In other contexts, sources of conflict among communities stem from disagreements at the very political level, as observed in South Sudan with the rivalry between President Salva Kiir and Vice-President Riek Machar. Outdated or missing legal frameworks, poor capacity of institutions, and the lack of minimum transparency and democratic standards are also major contributors to insecurity. Furthermore, limitations at the institutional level also fuel other factors affecting instability and displacement, such as limited economic development and poor availability of basic services.

Thus, in addition to interventions related to peacebuilding and security, the EUTF supports a range of activities focusing on building the capacity of institutions, formalising governance frameworks and supporting the development and adoption of key laws and policies at local, national and international levels. In total, the EUTF has contributed to the drafting of 324 laws, plans and policy documents across the region, of which 128 were supported in 2019 (EUTF indicator 4.6).

At the local level, strategies are generally intended to support local authorities to identify priorities and formulate solutions to challenges affecting communities or to increase their preparedness to respond to future emergencies, such as drought or flooding. The EUTF supported a total of 167 local policies and strategies in the Horn, including 55 in 2019. EUTF programmes with a specific focus on strengthening the self-reliance of communities, such as RE-INTEG and RESTORE in Somalia, RESET II in Ethiopia and Cross-Border at the regional level, have been particularly active in developing such plans.

Several projects are also supporting national governments in drafting and passing policy documents and legislation. A total of 66 national policy documents were supported by EUTF-funded activities (23 in 2019), with topics including education, agriculture, housing, health and migration. Among the most significant milestones of 2019, the RE-INTEG IDLO project supported the government of Somalia to draft and adopt the new national policy on IDPs, refugees and returnees, which defines the roles and responsibilities of the central and state governments on migration management.

Lastly, the EUTF is also supporting the adoption of policies at the regional level (fourteen so far, ten in 2019), working where possible with existing bodies such as IGAD. The main intervention at this level is the IGAD-implemented part of the Strengthening Resilience IGAD project, which ended in December 2019. Through this project, the EUTF supported IGAD's capacity to coordinate Member States and design key resilience plans and strategies. The project contributed, among others, to the development of the Protocol on Transhumance, which was recently endorsed by the IGAD Committee of Ambassadors and whose aim is to facilitate formal livestock cross-border mobility in the region.

Focus box 1: Cross-cutting EUTF indicators

EUTF-funded projects have created 2,174 multi-stakeholder groups and/or learning mechanisms (EUTF indicator 5.1), 470 planning, monitoring and/or learning tools (EUTF indicator 5.2), and 263 field studies, surveys and other research (EUTF indicator 5.3).

Cross-cutting indicators are important because they measure project outputs linked to coordination and research, which often outlast project life cycles. For example, field studies and research produced by EUTF projects are key to informing future programming through lessons learned. The EU-IOM JI project produced 56 reports on migration movements in the region (including 39 in 2019). The El Niño SS FAO project produced 20 value chain analyses and fourteen crop watch reports. The crop watch reports focus on pastoral and agro-pastoral risk early warning and response systems as well as agricultural and food information systems for food security.

5.3.3. MIGRATION MANAGEMENT

Population growth, poverty, conflict, environmental stresses and weak institutions all contribute to irregular migration in the Horn of Africa, as people are induced or forced to move to urban centres, other

countries of the region or beyond.¹ Among the three routes historically used by migrants in the Horn of Africa, for the second year in a row and as Yemen is entering its fifth year of conflict, the Eastern route through Yemen to the other Gulf countries reported more crossings than the Mediterranean.² This makes it the 'busiest migration path on earth', as approximately 138,000 people crossed the Gulf of Aden from the Horn of Africa to Yemen and onward to the Kingdom of Saudi Arabia in 2019.³ Throughout the year, migration flows mainly comprised Ethiopian nationals pursuing better economic opportunities or using migration as a coping mechanism to build social and financial support systems for families or communities.⁴

As a continent, Africa has historically welcomed, protected and assisted the forcibly displaced by developing regional frameworks encouraging collective action and support, such as the African Union Convention for the Protection and Assistance of Internally Displaced Persons in Africa (the Kampala Convention).⁵ Furthermore, eight countries, including five in the EUTF's Horn of Africa window, opted to apply the Comprehensive Refugee Response Framework (CRRF), a vision for improved international support for refugees and host countries centred around the idea that refugees should be locally integrated from their first day in their place of settlement.⁶ Laid out at the New York Declaration for Refugees and Migrants, which was adopted by all 193 UN Member States in 2016, the CRRF informed the Global Compact for Refugees, which provides a framework for strengthened cooperation and responsibility sharing by governments, international organisations and other stakeholders to help refugees become self-reliant and support the countries that welcome them. As a donor, the EUTF supports African countries and their populations in fulfilling this vision. 2019 was the African Union's 'Year of refugees, returnees and IDPs', the 50th anniversary of the adoption of the 1969 Organisation of African Unity Convention Governing the Specific Aspects of Refugee Problems in Africa, and the tenth anniversary of the adoption of the Kampala Convention.⁷ This year, EUTF-funded projects made significant progress towards improving migration management in countries of origin, transit and destination in the Horn of Africa, an objective to which the EUTF has dedicated €140M to date.

Focus box 2: REF – Comprehensive Refugee Responses in the Horn of Africa: Regional Leadership on Education, Livelihoods and Durable Solutions

This study produced by the EUTF-funded Research and Evidence Facility (REF) critically examines the implementation of the CRRF in Djibouti, Kenya, Somalia and Uganda as well as IGAD-led initiatives in the region. The study argues that IGAD has been of crucial importance to mobilise political attention and commitment on displacement issues through its advocacy component, which has been particularly beneficial for the adoption of a 'whole of government and society' approach. As such, the report asserts that IGAD should focus on soft diplomacy rather than forcing Member States to implement their commitments. Additionally, the report notes that future challenges in implementing the CRRF include localisation, participation and consultation as well as the establishment of reliable and adequate funding streams.

With regard to education, most IGAD Member States have committed to uphold the 2017 Djibouti Declaration as well as policy frameworks such as a regional TVET strategy. At the country level, CRRF progress in Uganda is illustrated by the creation of an education response plan (2018). Djibouti recognised the right to education for all registered refugees in 2017. Progress in Kenya and Somalia is still underway. The Kenyan Ministry of Education, with support from UNHCR and UNICEF, has costed the Refugee Education Inclusion Policy which now needs to be formally approved. Notwithstanding these achievements, several challenges remain, including an overall poor quality of education, with overcrowded classrooms and a lack of accelerated learning

¹ IOM, '2019 Migrant movements between the Horn of Africa and the Arabian Peninsula', January-December 2019

² UN News, 'Amidst protection challenges, Eastern Route outpaces Mediterranean for people leaving Africa', February 2020.

³ Ibid.

⁴ IOM, '2019 Migrant movements between the Horn of Africa and the Arabian Peninsula', January-December 2019.

⁵ UNHCR, 'UNHCR Global Appeal 2019 Update', January 2019.

⁶ UNHCR, 'Comprehensive Refugee Response Framework', April 2020.

⁷ UN OSAA, 'Africa Dialogue Series – Theme: Towards durable solutions for forcibly displaced persons in Africa', 2019.

programmes for older students. Refugees in host countries also face difficulties certifying their previous education attainment records as many national certification systems are difficult to navigate.

Regarding jobs and livelihoods, the study notes that there have not yet been any major policy changes following the March 2019 Kampala Declaration, but there has been a shift towards providing integrated support to host and refugee communities. Major challenges facing refugees are language (the potential lack of a common working language with hosts), the lack of skills equivalency certification systems and difficulties in obtaining documentation (even in countries where refugees have the right to work, such as Uganda). This prevents the absorption of refugees into the labour market. The study also notes that engagement with the private sector is key for job creation in these countries. However, greater private sector involvement implies hurdles such as a common reluctance to invest in high risk areas with poor infrastructure and where potential customers have low purchasing power.

The study stresses IGAD's role in changing the political debate around durable solutions for refugees. For instance, the Nairobi Declaration on Somali Refugees shifted the debate from repatriation as the only solution for Somali refugees towards another pathway that offers greater integration along with the possibility of repatriation and resettlement. Finally, the report argues that urban development concerns should be integrated into durable solutions policy and planning frameworks given the high concentration of displaced people in urban areas (especially in Somalia).

The study contains many insightful recommendations including:

- IGAD plays a crucial role in promoting the CRRF approach and working towards durable solutions in the region. The study suggests that IGAD's role as a political broker across the region, as well as its coordination and technical support functions, should be supported;
- Donors should commit to multi-year funding including budgetary support;
- All CRRF activities should emphasise the participation of local government and civil society organisations, as well as refugees and host communities.

Protection

The Kampala Convention, which promotes state responsibility for IDP protection and assistance, is the world's first and only continent-wide and legally binding instrument on internal displacement.¹ In 2019, Somalia was the 30th African Union member to ratify the convention, followed very recently by Ethiopia (February 2020).^{2,3} South Sudan also acceded to the convention in June 2019 and developed a draft text of the Protection and Assistance to Internally Displaced Persons Act.^{4,5} Progress on enforcing the convention is particularly needed in countries where protracted displacement exacerbates poverty and conflict, such as Sudan, which has not signed it.^{6,7}

As part of its strategy, the EUTF aims to support these commitments by protecting and assisting displacement-affected communities in the region. Up to December 2019, 58,932 migrants in transit, children in mobility, IDPs, refugees and asylum seekers (35% female, 65% male) have been assisted or protected through EUTF-funded projects (EUTF indicator 3.2). 70% of them received assistance in Somalia, 19% in Ethiopia, 10% in Djibouti and 1% in Sudan. This result is virtually entirely attributed to

¹ UNHCR, '2009 Kampala Convention in IDPs Fact Sheet', May 2019.

² UNHCR, 'UNHCR welcomes Somalia's ratification of the Kampala Convention', 27 November 2019.

³ UNHCR, 'UNHCR welcomes Ethiopia's ratification of the Kampala Convention', 14 February 2020.

⁴ UNHCR, 'UNHCR welcomes South Sudan's accession to international convention to protect internally displaced', 14 June 2019.

⁵ Refworld, 'South Sudan: Protection and Assistance to Internally Displaced Persons Act of 2019', June 2019.

⁶ IDMC, '2019 Africa report on internal displacement', 2019.

⁷ African Union, 'List of countries which have signed, ratified/acceded to the African Union Convention for the protection and assistance of internally displaced persons in Africa (Kampala Convention)', 29 October 2019.

two projects, namely RE-INTEG IOM (63% of the output) and BMM (37%).¹ Up to Q1 2018, RE-INTEG IOM provided immediate reception assistance to 36,970 Somali returning refugees. BMM assisted and protected 21,783 vulnerable migrants and victims of human trafficking, of whom 3,570 were minors. Services provided included accommodation, basic services and counselling in shelters for victims of trafficking in Ethiopia and Kenya, and migration response centres and drop-in centres in Djibouti, Ethiopia, Somalia and Sudan. In Djibouti, Somalia and Sudan, the project also offered medical and psychosocial assistance through mobile health units and clinics.

Return and reintegration

To date, EUTF-funded projects in the Horn of Africa have supported 21,382 voluntary returns or humanitarian repatriations, including 17,566 men and 3,816 women (EUTF indicator 3.4). This includes post-arrival services (57%), pre-departure services (21%), and travel support (18%).² EU-IOM Joint Initiative contributed to 78% of the total outputs. The project provided pre-return assistance to 4,404 migrants, almost half of whom were assisted in Djibouti, but also Somalia, Sudan, South Sudan, and to a lesser degree, Ethiopia and Kenya. In addition, EU-IOM Joint Initiative assisted 6,850 returnees from the same countries with reintegration counselling or vulnerability assessments and 4,278 with psychosocial support.

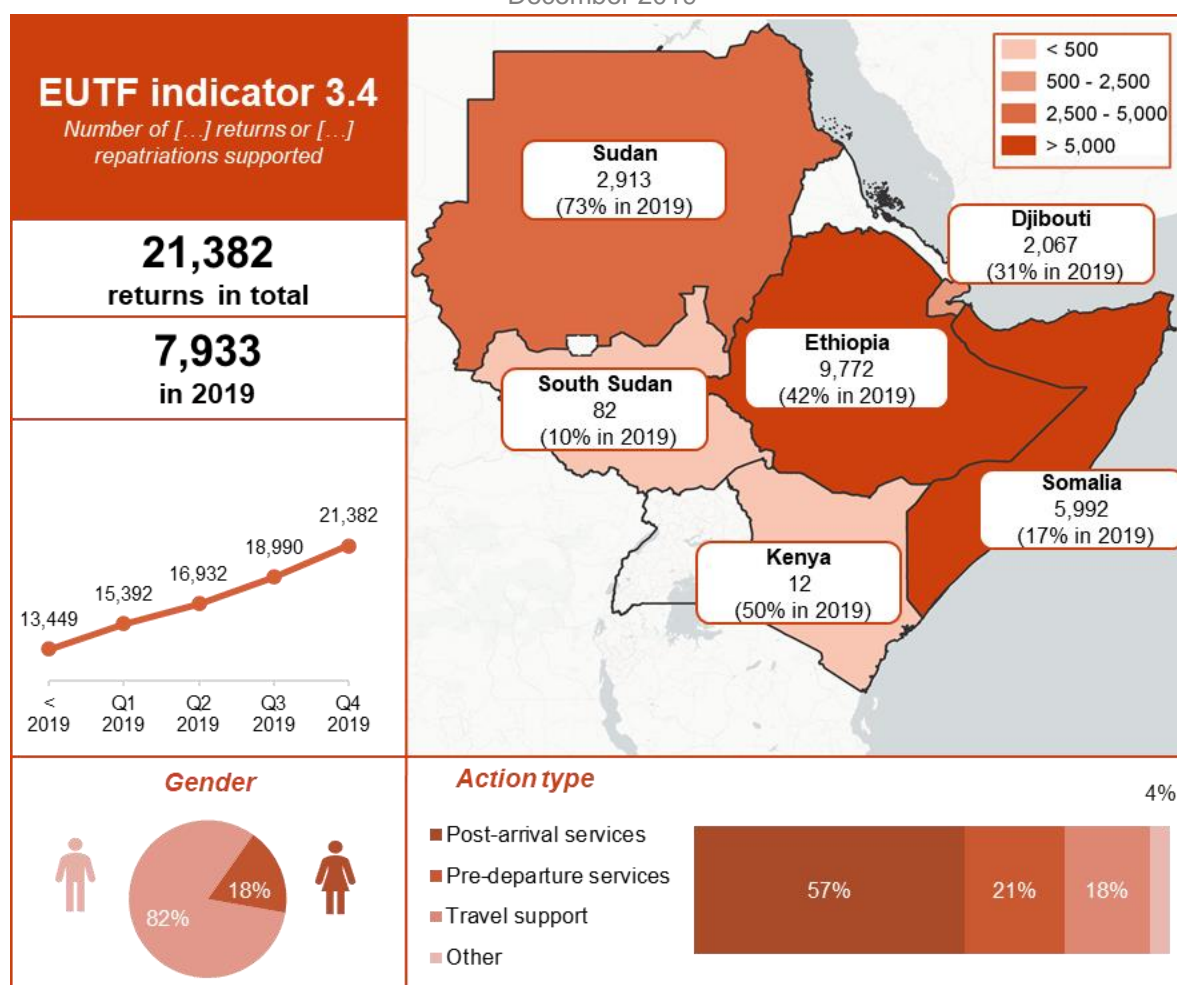
In addition to supporting dignified return, the EUTF aims to facilitate sustainable reintegration for migrants returning to their country of origin. Thus, as of December 2019, 32,908 returning migrants had benefited from reintegration assistance thanks to EUTF funding, including 3,697 in 2019 (EUTF indicator 3.5). Of these, 55% were male and 45% female, with 87% returning to Somalia, 11% to Ethiopia and 2% to Sudan. 73% of the assistance provided consisted of registering, profiling and providing referrals through reception committees put in place by RE-INTEG IOM. Another 18% entailed support to set up income-generating activities, mainly through economic support to 3,042 people provided by the EU-IOM Joint Initiative and RE-INTEG UNHCR's provision of community-based group savings, start-up grants and facilitation of skills training to 2,381 people.³ These activities feed into the EUTF's strategy of promoting recognition of qualifications and exchanges of knowledge, skills and entrepreneurship in order to reduce the risks of prostitution, forced labour and other abusive situations.

¹ <1% of the output was achieved by *Solutions pérennes* IOM.

² 4% of voluntary returns or humanitarian repatriations are of unspecified support type.

³ The remaining support types were distributed as follows: 5% in TVET, 2% in reintegration - package individual, 1% in training, and 1% was unspecified.

Figure 11: Number of [...] returns or [...] repatriations supported (EUTF indicator 3.4), HoA, December 2019

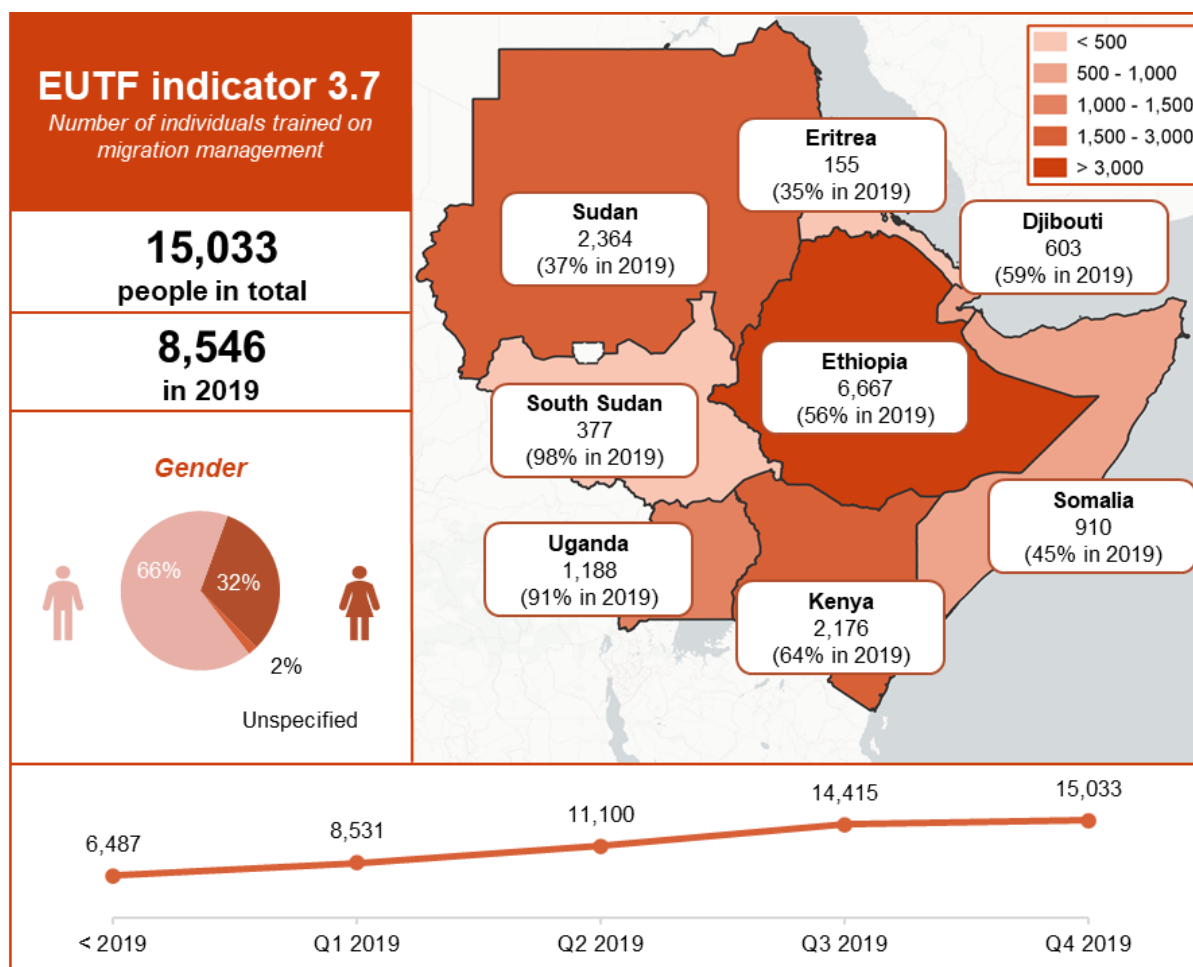


Institutional and staff capacity building

The EUTF supports partner countries to develop comprehensive national and regional policies and strategies on migration management and labour migration in line with international standards, conventions and agreements. This means supporting the implementation of legislative and regulatory frameworks as well as strengthening institutions mandated to manage migration by building capacities and creating administrative structures. In this regard, to date 452 institutions and non-state actors have been directly strengthened through capacity building or operational support on protection and migration management (EUTF indicator 3.6). While the overall largest output has been achieved by BMM, the main contributor in 2019 alone was the EU-IOM Joint Initiative, with 86 governments and other relevant partners receiving training on migration management. Free Movement ILO, in collaboration with the International Training Centre-Turin and IGAD, launched the IGAD-ILO Labour Migration Experts Reference Group. In addition to IGAD itself, 24 national institutions from all seven IGAD countries participated, including ministries of labour/employment, foreign affairs, interior/citizenship affairs and training institutions working in the fields of labour migration and mobility governance in the region. The project also supported a workshop to build the capacity of employers' and workers' organisations in the IGAD region through exposure to promising and successful practices from sub-regional employers' and workers' organisations in the East African Community (EAC). In Ethiopia, the Sustainable Reintegration project led by ARRA provided capacity development support to fifteen organisations to strengthen returnees' economic integration and to eleven regional and local government organisations involved in returnee reintegration processes.

Complementing capacity building for institutions, 15,033 people have been trained on migration management to date (EUTF indicator 3.7) across all countries of the EUTF Horn of Africa window. BMM is responsible for 76% of the overall result. In Ethiopia, three implementing partners of the RDPP ET programme (IRC, NRC and Plan) together trained 1,473 people. Beneficiaries included CSO/NGO and service provider staff, civil servants and relevant community members, as well as personnel from the education authorities and government officials. The training subjects spanned from displacement-sensitive local economic development practices to humanitarian principles and refugee law, out-of-camp policies and mixed migration. Focusing on return and reintegration and the implementation of standard operating procedures, the EU-IOM Joint Initiative trained 1,116 national and local officials, as well as non-state actors in Ethiopia, Djibouti, Sudan and Somalia.

Figure 12: Number of individuals trained on migration management (EUTF indicator 3.7), HoA, December 2019



5.3.4. RESILIENCE: FOOD SECURITY AND ACCESS TO BASIC SERVICES

Encouraging resilience to shocks such as conflict and climate disasters is critical to improving key development outcomes in the Horn of Africa. Food insecurity is a persistent challenge in the East Africa region,¹ and more people were food insecure² at the end of 2019 than a year earlier. This includes 12.5 million food insecure in Ethiopia, Somalia, Kenya and Uganda.³ Climate shocks remain a fundamental contributor to food insecurity in the Horn: droughts, heavy rainfall and floods,

¹ WFP's definition of the East Africa region includes Burundi, Djibouti, Ethiopia, Kenya, Rwanda, Somalia, South Sudan, South, Uganda and Tanzania.

² Integrated Food Security Phase Classification (IPC) Phase 3 'crisis', or higher.

³ WFP, 'East Africa Food Security & Nutrition Update', November 2019.

particularly in the latter half of 2019, have affected over 2.8 million people across the region.¹ Floods were especially severe in October, displacing 273,000 people in Somalia (particularly in Beledweyne) and over 200,000 people in Ethiopia (mainly Somali Region).^{2,3} Floods in the region have also incurred casualties, an increase in waterborne diseases, infrastructure damage, and loss of livelihoods, crops and livestock, all of which has negatively impacted access to basic services in the affected areas. Furthermore, the exceptionally wet conditions in October led to the most severe desert locust invasion in the region in seventy years, with disastrous agricultural consequences extending well into 2020. The agricultural impact of these climate shocks is further exacerbated by conflict, which disrupts livelihoods and access to agricultural land and inputs, and maladaptive agricultural practices such as inadequate grain storage facilities, which lead to significant post-harvest losses every year. For example, up to 30% of Kenya's annual maize production is lost to improper storage.⁴

Access to quality basic services is also a persistent challenge across the region. For example, at least 2.2 million children in South Sudan are out of school, and more than 70% of the country's primary school teachers are untrained or underqualified.⁵ In Kenya, only 59% of the population has access to basic water services, and the rate of access to sanitary services is even less at 29%.⁶ In Sudan, more than half of the population does not have access to a handwashing facility in their home.⁷ According to the World Bank, Somalia has the highest child mortality rate in the world, with 122 deaths per 1,000 live births.⁸

The EUTF has allocated €448M (40% of total funding committed to date) across the Horn of Africa region to building resilience in vulnerable and displacement-affected communities (Strategic Objective 2), primarily through food security assistance and by improving access to basic social services, in part to reduce tensions between host and displaced communities. South Sudan and Sudan projects currently have the largest amount of funding allocated to SO2, with €114M each. Somalia and Ethiopia projects have thus far been allocated €81M and €77M respectively, with smaller amounts allocated to Regional projects (€30M), Uganda (€17M), Kenya (€11M) and Djibouti (€6M).

Food security and nutrition

Nearly 1 million (993,902) people have benefited from food security-related assistance (EUTF indicator 2.4) from EUTF-funded projects, of which 58% (573,401) were reached in 2019. The vast majority of food security assistance in 2019 was delivered in Ethiopia, with 329,457 beneficiaries reached by three Cross-Border projects (those led by DRC, GIZ and VSFG), three RDPP projects (those led by DCA, IRC and NRC), and all RESET II projects. However, the largest project contribution to this indicator in 2019 was made by El Niño SS FAO in South Sudan, which supported 159,885 beneficiaries with livestock vaccinations, other veterinary services and trainings on improved agricultural practices. 148,911 beneficiaries were reached in Q4 2019 alone, to which RESET II CARE made the largest contribution in Oromia Region, Ethiopia, with 86,217 beneficiaries provided with drought-resistant seeds, supplementary forage, chickens and livestock vaccination among other inputs/services.

¹ UNOCHA, 'Eastern Africa Region: Regional Floods Snapshot', November 2019.

² NRC, '273,000 now displaced due to flooding in Somalia as more extreme weather looms', 1 November 2019.

³ UNOCHA, 'Flooding flash update – Ethiopia', 20 October 2019.

⁴ US Government, 'Farmers fight grain loss with Purdue University solution', 31 January 2017.

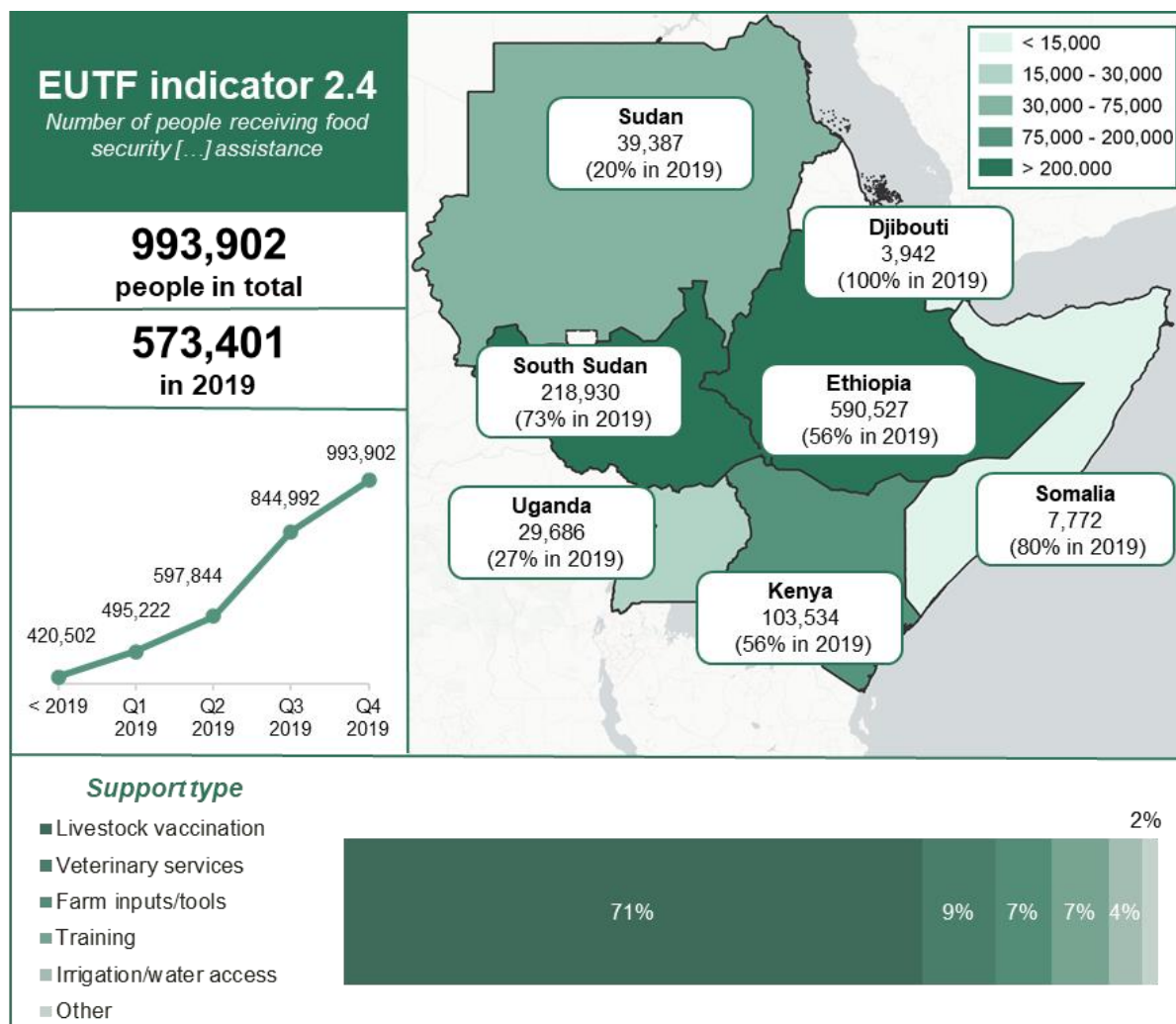
⁵ UNICEF, 'South Sudan Education Briefing Note', December 2019.

⁶ WHO/UNICEF, 'Progress on household drinking water, sanitation and hygiene 2000-2017', 2019.

⁷ Ibid.

⁸ World Bank data, 2018.

Figure 13: Number of people receiving food security [...] assistance (EUTF indicator 2.4), HoA, December 2019¹



The reported gender disparity in food security assistance beneficiaries is among the largest of any EUTF indicator, with 71% male and 28% female beneficiaries to date.² The disparity may be due to cultural norms and gender roles in agricultural work, particularly those related to livestock raising, and also to the fact that food security assistance is often household-based, as men are more likely to be identified as heads of households.

In addition, 1,168,769 people have received nutrition assistance (EUTF indicator 2.3) through EUTF-funded interventions, including 295,497 in 2019. 841,404 nutrition assistance beneficiaries to date (including 117,047 in 2019), or 72%, were supported in Sudan, primarily through the Improving Nutrition WFP project in Red Sea, Kassala and Al Qadarif States. The project provides food and micronutrition powders for the prevention of moderate acute malnutrition (MAM) to children under five and pregnant and lactating women, targeted supplementary feeding for children under five that have been diagnosed with MAM, and hot meals to students in schools.

¹ The map does not include 124 beneficiaries reported by regional projects for whom the country was not specified.

² 1% of food security assistance beneficiaries are of unspecified gender.

Access to basic social services

1,104 social infrastructures have been either constructed or rehabilitated (EUTF indicator 2.1bis) with EUTF funding to date, approximately half (519) in 2019 alone. The largest proportion of these are water-related infrastructures in Ethiopia, of which 355 have been constructed or rehabilitated, including reservoirs built and connected to refugee camps, large underground water tanks constructed, boreholes installed and equipped, and rainwater harvesting structures constructed for buildings such as schools. 148 water-related infrastructures in Somalia account for the second largest output thanks to Cross-Border BORESHA DRC and the RE-INTEG and RESTORE programmes, followed by 101 schools built, rehabilitated or expanded by RE-INTEG projects in Somalia, and another 101 schools provided with gender-segregated water, sanitation and hygiene (WASH) facilities in South Sudan by Education in Emergency UNICEF.

3,669,256 basic social services have been delivered¹ by EUTF-funded projects to date, of which 989,963 were delivered in 2019 (including 105,154 in Q4 2019) (EUTF indicator 2.2). Apart from South Sudan, where most delivered services (60,787) involved school material support thanks to Education in Emergency UNICEF, health services accounted for most of the services delivered in 2019 across all countries. This includes 48,801 people treated at a health centre supported by RDPP KE UNHCR in Kalobeyei refugee camp in Kenya, 39,562 schoolchildren given deworming treatment by Education in Emergency WFP in South Sudan, 38,541 people treated for malaria by RESET II Vita in SNNP Region, Ethiopia, and 244 victims of GBV and female genital mutilation provided with medical support by RE-INTEG CARE in Somalia.

In 2019, at least 56% (553,578) of the services were delivered to women, and 17% (164,422) to children under the age of 18.² While the vast majority of beneficiaries were of unspecified status, 7% (69,342) were refugees and another 7% (70,836) were from host communities. Although IDPs only comprise 5% (47,396) of service delivery beneficiaries in 2019, it is worth noting that this represents a significant increase compared to the IDP proportion of beneficiaries reached up to the end of 2018 (2%). This is thanks to the RESET II Crisis Modifier Fund project in Ethiopia, which began reporting outputs in Q4 2019 and has thus far supported 19,746 IDPs affected by crises in Siti Zone (Somali Region) and Bale Zone (Oromia Region) with household water purification, in response to an influx of IDPs to the woredas of implementation. Please see the Ethiopia section and annexes for more information on this project.

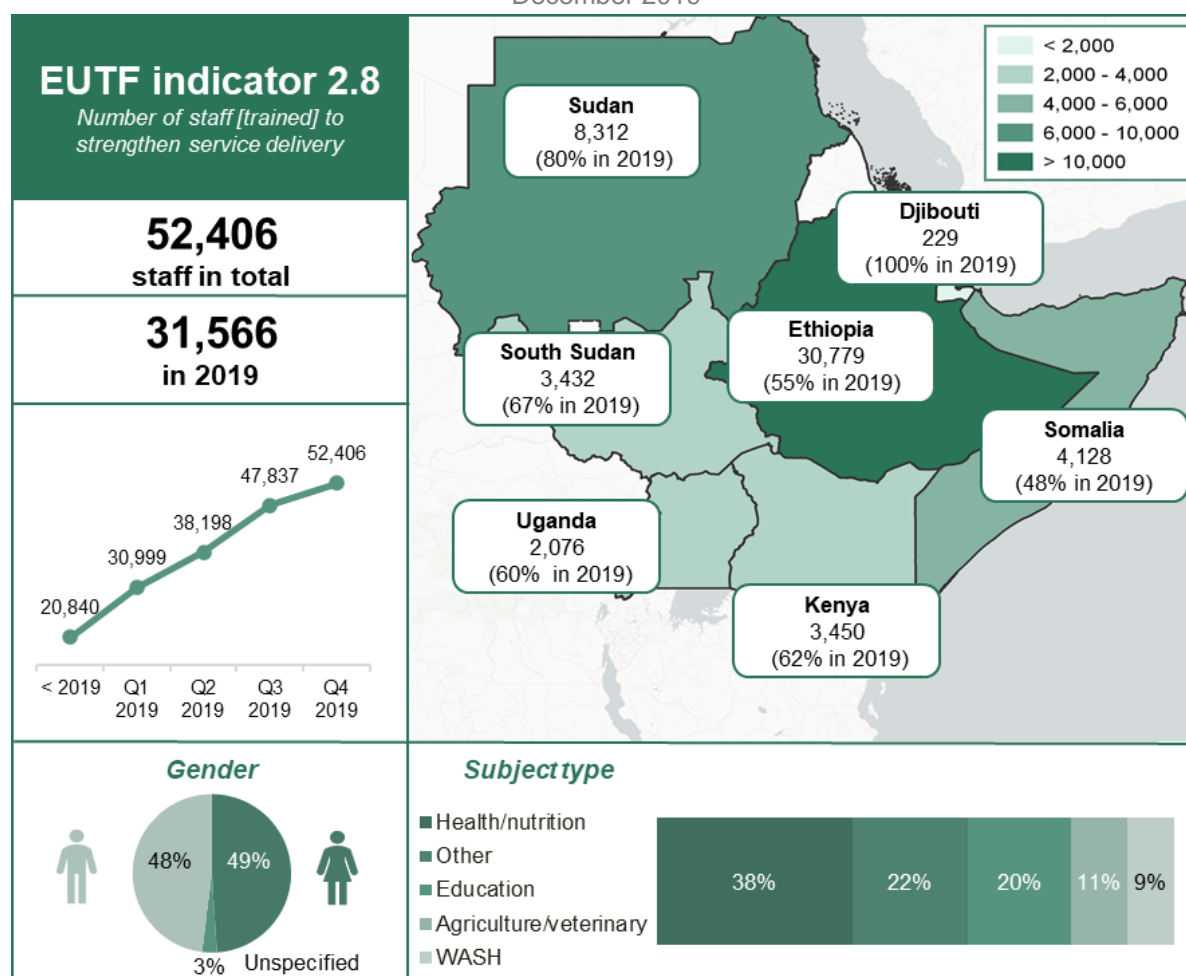
Access to basic services cannot be improved solely through the provision of supplies and physical infrastructure. The technical capacity of service providers must also be addressed to assure the quality of service delivery. 52,406 staff from local authorities and basic service providers have benefited from capacity building to strengthen service delivery (EUTF indicator 2.8) thanks to EUTF funding, of which 31,566 (or 60%) were trained in 2019, including 4,569 in Q4 2019. Ethiopia accounts for 59% of all staff trained to date, followed distantly by Sudan (16%), Somalia (8%), Kenya (7%), South Sudan (7%), Uganda (4%) and Djibouti (less than 1%). In Ethiopia, 61% of staff trained in 2019 were health service providers, including community volunteers such as Health Development Army³ members. In South Sudan, where most primary teachers are underqualified, Education in Emergency UNICEF has trained 891 teachers in Eastern Equatoria, Northern and Western Bahr el Ghazal and Warrap States. In Kenya, 319 staff, including veterinarians and community animal health workers, have been trained on agricultural and veterinary services in Kilifi, Kwale, Mandera, Marsabit and Turkana Counties by the Cross-Border, RDPP and Youth KE programmes. The RESET Plus Amref project in Ethiopia delivered the largest output of service provider trainings in 2019, with 4,840 staff trained on sexual and reproductive health and family planning services in Amhara, Oromia and SNNP Regions.

¹ As some beneficiaries receive multiple services from a project, the number of services delivered is counted rather than the number of people.

² 6% of services delivered in 2019 were delivered to beneficiaries of unspecified gender, and more than 80% were delivered to beneficiaries of unspecified age.

³ The Health Development Army is part of Ethiopia's healthcare model and refers to networks of community health volunteers.

Figure 14: Number of staff [trained] to strengthen service delivery (EUTF indicator 2.8), HoA, December 2019



5.3.5. ECONOMY AND EMPLOYMENT

The Horn of Africa region includes some of the world's poorest countries, falling between 147 (Kenya) and 186 (South Sudan) out of 189 countries on the Human Development Index.¹ Every country in the region, except for Kenya, meets the UN criteria of a Least Developed Country.² Outside the well-connected East African Community (Burundi, Kenya, Rwanda, South Sudan, Tanzania, and Uganda), regional economic integration is poor, with high trade costs and inefficient infrastructure and regulations all posing significant barriers to intraregional trade.³

Structurally, economies in the region vary substantially. For example, Kenya has a well-functioning financial sector, and manufactured goods comprise nearly 40% of its exports.⁴ However, in South Sudan, economic institutions are extremely fragile due to the protracted conflict situation. Oil accounts for virtually all of the country's exports and over 40% of its GDP, making it one of the most oil-dependent countries in the world.⁵ By contrast, Djibouti's economy is largely dependent on its geopolitically strategic port location, which allows it to derive tax and other revenue from international trade and shipping. The country exports little and relies heavily on imports due to its lack of natural resources and arable land.

¹ UNDP, Human Development Index, 2019. Somalia is not assessed by the HDI.

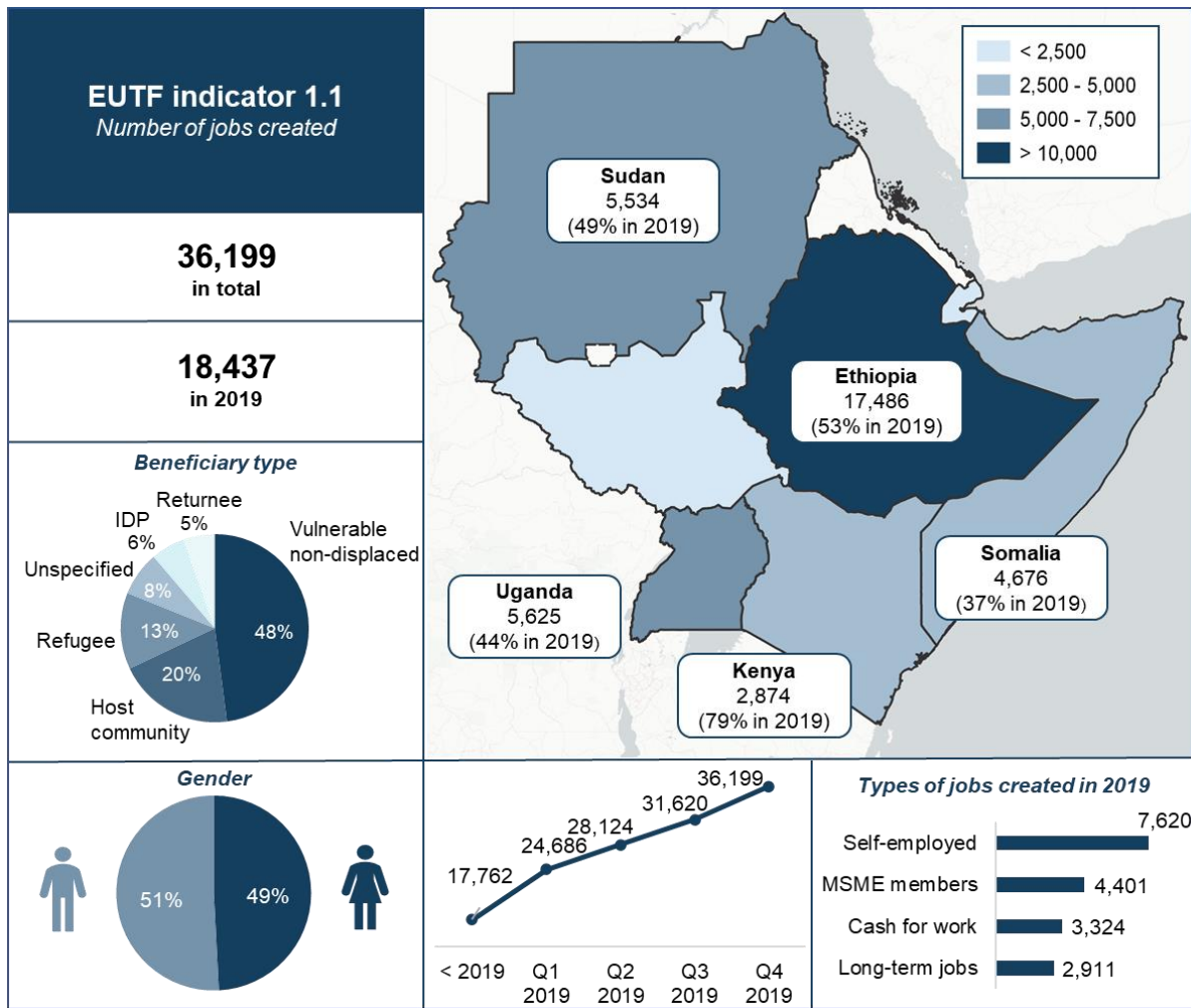
² UN DESA, 'LDCs at a glance', 2018.

³ African Development Bank Group, 'East Africa Economic Outlook 2019', 2019.

⁴ Ibid.

⁵ World Bank, 'The World Bank in South Sudan: Overview', 16 October 2019.

Figure 15: Number of jobs created (EUTF indicator 1.1), HoA, December 2019^{1,2,3}



Across the region, unemployment, underemployment, and poor employment conditions remain a persistent obstacle to stability, inclusive economic growth, social cohesion, and development. Under Strategic Objective 1, the EUTF therefore aims to improve economic and employment opportunities to address both short- and long-term drivers of violence, displacement, and irregular migration. Some SO1 interventions focus on youths, women, and vulnerable groups, such as refugees, all of whom face additional access barriers to employment opportunities and financial services.

36,199 jobs have been created by EUTF-funded projects in the region, of which more than half (18,437) were created in 2019 (including 4,578 in Q4 2019). Ethiopia accounts for by far the largest proportion of jobs created, with 17,486 jobs contributed by fourteen Ethiopia projects and three regional projects (Cross-Border BORESHA DRC, Cross-Border VSFG and the EU-IOM Joint Initiative). This reconciles with the funding allocated to SO1 for Ethiopia, which, at €125M, is significantly larger than for any other country. For comparison, the country with the second largest amount of SO1 funding is Sudan with €34M.

The second largest number of job creations has been delivered in Uganda, with 5,625 jobs created by three Ugandan projects (SPRS-NU ADA, SPRS-NU DRC and SSCoS IOM), despite having only the fifth largest amount of SO1 funding (€19M), after Ethiopia, Sudan, Somalia and Eritrea. This is partly explained by methodological and reporting differences between projects. For instance, to date 10,673

¹ 'Types of jobs' graph excludes 182 short-term jobs reported in 2019.

² Numbers under 100 are not included on the map. These include three jobs created in South Sudan and one created in Djibouti as part of returns and reintegration supported by the Regional project EU-IOM Joint Initiative.

³ Jobs created through cash for work are calculated on the basis that a created job is equivalent to 230 days of work.

people have been trained on IGAs in a food for training scheme implemented by the Improving Nutrition WFP project in Kassala and Red Sea States in Sudan (EUTF indicator 1.3), but none of these people are counted as job creation beneficiaries (EUTF indicator 1.1) because the project does not currently report to the MLS on beneficiaries that go on to successfully generate income from activities launched thanks to the training. Some other projects are able to provide this information for their IGA support interventions (though not always on a quarterly basis), and are therefore represented under both EUTF indicators 1.1 and 1.3.

Economic integration of refugees and asylum-seekers

The RDPP programme in Ethiopia, Kenya, Sudan and Uganda¹ aims to improve protection and enhance the development prospects of refugees and local communities, and thus offer an alternative to the risks of irregular migration, by supporting livelihoods, service delivery, and conflict resolution interventions that target both refugees and the communities that host them. Most RDPP projects therefore have a livelihood component that targets refugees as well as the surrounding host community in the area of intervention.

Furthermore, multiple EUTF-funded interventions aim to support the roll-out of the CRRF in Ethiopia, Uganda, Djibouti and Kenya, including, among other objectives, improving economic integration and opportunities among refugee populations. Many of these projects, including the 'Enhancing self-reliance for refugee and host communities in Kenya' programme and the 'Support of the CRRF programme in Ethiopia', are either yet to be signed or were signed relatively recently, and thus have not yet started reporting beneficiary outputs.

To date, 4,754 jobs created with EUTF funding have benefited refugees, accounting for 13% of all jobs created (increasing to 16% in 2019). This achievement is almost entirely attributable to the RDPP programme. In Uganda, 2,155 jobs have been created for refugees, 2,111 of which were contributed by RDPP projects and the remaining 44 by the SSCoS IOM project. 1,754 of these jobs can be credited to MSME creation supported by the RDPP project SPRS-NU DRC, operating in northern Uganda. In Ethiopia, refugees have benefited from 1,666 jobs, including the equivalent of 728 jobs created by RDPP ET DCA through cash for work² on activities such as latrine construction in Afar Region. The remaining 938 jobs are largely attributable to MSME and IGA support, such as the 383 refugees successfully generating income from solar kiosk cooperatives, beehive businesses, grinding mill operations and other opportunities thanks to the RDPP ET NRC project in Somali Region. In Kenya, 928 jobs have been created for refugees thanks to RDPP KE UNHCR in Kalobeyei (Turkana Region), through a combination of IGA support, MSME support, cash for work and post-training job linkage activities.

26,341 refugees have also benefited from IGA support (EUTF indicator 1.3), 15,488 of whom are attributable to village savings and loans associations formed by SPRS-NU DRC in northern Uganda. A further 7,246 refugees have benefited from TVET or skills development training (EUTF indicator 1.4)³ thanks to EUTF-funded projects, with SPRS-NU Enabel in northern Uganda (2,805), RDPP ET IRC in Tigray Region, Ethiopia (1,936), and RDPP KE UNHCR in Kalobeyei, Kenya (1,723), reaching the largest numbers. In Sudan, only 28 refugees have benefited from SO1 interventions, all having received TVET or skills development training through RDPP SD GIZ.

¹ In Uganda, the RDPP programme is called SPRS-NU. REINTEG Somalia is sometimes considered under the umbrella of RDPP, but is not included in this section as it has not reported any job creation outputs for refugees.

² Jobs created through cash for work are calculated on the basis that a created job is equivalent to 230 days of work. It should be noted that while cash for work plays an important role in improving access to basic services and injecting cash into the affected community, it has limited potential for sustainable economic improvement.

³ Many IGA support and TVET beneficiaries may also be counted as job creation beneficiaries, if they have successfully obtained employment or launched an IGA thanks to support reported under these indicators.

Youth employment

Rapid population growth means that the population of most Horn of Africa countries is disproportionately young. For example, in Ethiopia, approximately 2 million young people enter the job market every year. In principle, this trend represents an exciting opportunity for Horn of Africa economies. However, in practice, it is poorly reflected in economic and development policies, and decent employment opportunities have thus not kept up with the pace of population growth. As a result, youths are often marginalised and excluded from the labour market, even in countries benefiting from significant economic growth.

Youth unemployment is a key contributor to persistent development, stability and security challenges in the region, such as high rates of irregular migration from Ethiopia and Somalia, and violence and extremism in Somalia and coastal Kenya. In South Sudan, 50% of youths are unemployed and only 12% enjoy formal employment,¹ exacerbating poverty and food insecurity patterns and posing a significant barrier to sustainable peace and development.

For these reasons, several EUTF-funded interventions explicitly target youths. For example, the SINCE programme in Ethiopia and AFD Transform in Djibouti both aim to provide high-quality, accredited TVET as a means of addressing the mismatch between the skills demanded by the labour market and those represented in the youth labour supply. The AFD Transform project, for instance, is constructing a building for the Centre of Resources and Competences (CRC), whose purpose is, among others, to train youths seeking initial qualifications in the growing port transport sector, thereby providing an alternative to illegal economic activities to which unskilled youths in Djibouti are particularly vulnerable, such as human trafficking. Thus far, it has trained 632 male youths, accounting for 3% of youth beneficiaries under EUTF indicator 1.4 (Number of people benefiting from professional training [TVET] and/or skills development).

Although most job creation beneficiaries of EUTF-funded projects are of unspecified age, at least 22% (8,013) are youths, rising to 34% in 2019 alone. Ethiopia accounts for 76% of all youth beneficiaries, and 74% in 2019, thanks to the SINCE programme and to youth-oriented livelihoods interventions in the RDPP and RESET II programmes. Most remaining youth beneficiaries of job creation (22% of the total, 25% in 2019) are attributable to Kenya, and most notably to the Youth KE programme. Similarly, the 23,948 youth beneficiaries of IGA support (EUTF indicator 1.3) to date are almost evenly split between Ethiopia (53%) and Kenya (46%).² Finally, 36% of the 20,802 youth beneficiaries of TVET and skills development (EUTF indicator 1.4) are attributable to Ethiopia and 42% to Kenya, with SPRS-NU Enabel accounting for 12% in northern Uganda and projects in Somalia and Sudan accounting for the rest.

Gender and employment

Women are also often disproportionately affected by unemployment due to cultural norms and attitudes, limited access to resources such as land and credit, higher school dropout rates, and the burden of unpaid domestic work and childcare, among other factors. Some EUTF-funded interventions, particularly those aimed at improving livelihoods as opposed to formal employment, explicitly target women for this reason.

The overall gender distribution of EUTF job creation beneficiaries is fairly even (49% female and 51% male), although it tilts slightly in favour of men (56%) in 2019, particularly as Ethiopia's large outputs have shifted significantly from favouring women up to the end of 2018 (64% female) to men in 2019 (55% male). Overall, 54% of jobs in Ethiopia have been created for women. The shift may be explained by the fact that many RDPP and RESET II projects include livelihoods interventions that exclusively target women, and these had largely already been implemented by the end of 2018. In 2019, outputs

¹ African Bank Development Group, '2018 African Economic Outlook – South Sudan', 2018.

² The remaining 1% is attributable to RE-INTEG CW in Somalia.

were increasingly reported by SINCE, which does not implement women-only interventions, and by cash for work interventions, which generally tend to favour men.

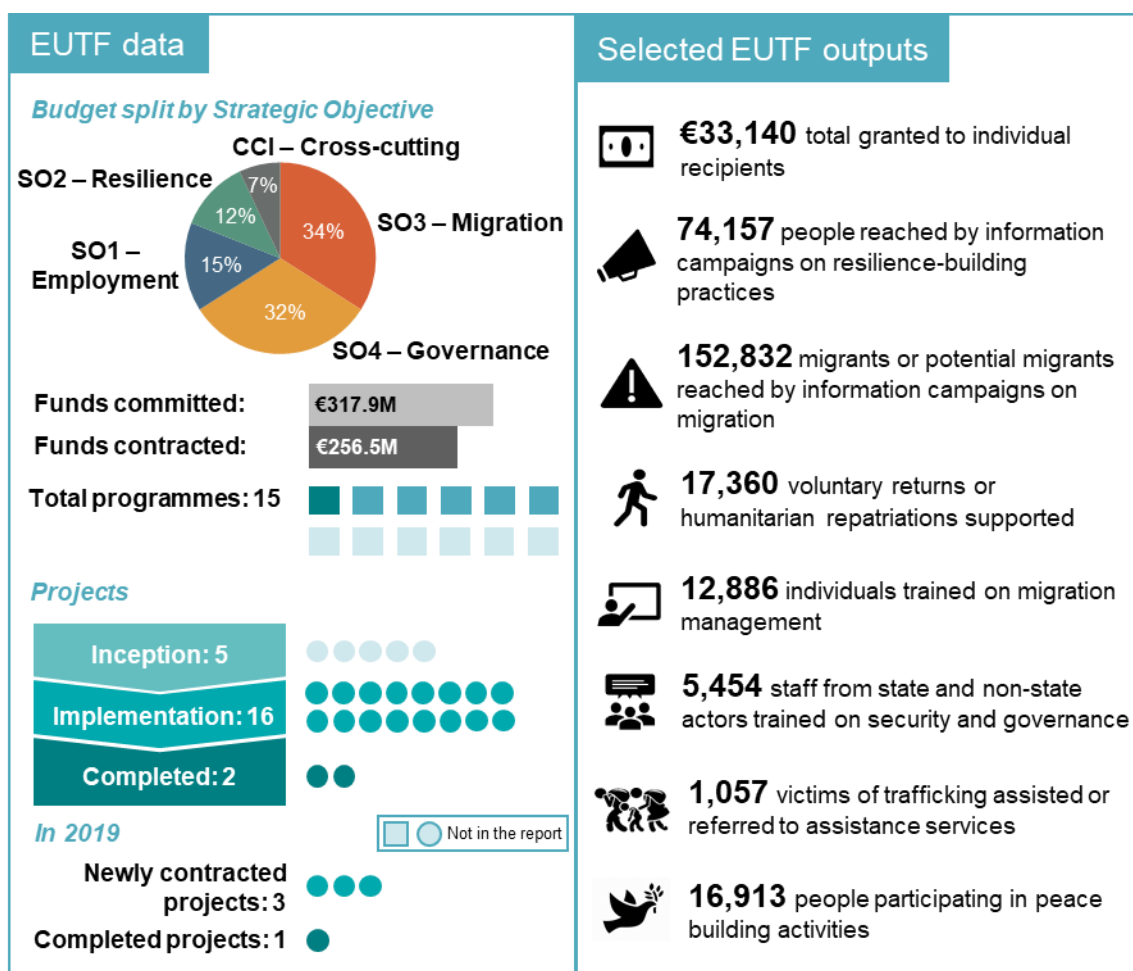
Uganda and Somalia's EUTF job creation interventions continue to favour women (62% and 56% female beneficiaries overall, respectively), although slightly less so in 2019. Kenya is the only country whose gender distribution of job creation beneficiaries has increased in favour of women, from 51% overall to 54% in 2019, though it is difficult to draw strong conclusions from this due to the comparatively small numbers involved. In Sudan, only 15% of jobs have been created for women, which is explained by the large number of cash for work jobs¹ (4,144) implemented by the Improving Nutrition WFP project, which almost exclusively targets men due to cultural norms related to physical work. On the other hand, the project has also trained 10,673 people to implement income-generating activities, of which 8,843 (83%) are women, none of whom are represented under EUTF indicator 1.1 for reporting reasons, as explained above. In addition, the El Niño programme in Sudan has focused its job creation interventions primarily on women, with 559 women trained and supported to find employment in honey production, fishmeal preparation, fishing net production, vegetable farming, food processing, handicraft skills, bookkeeping and management.

¹ Jobs created through cash for work are calculated on the basis that a created job is equivalent to 230 days of work.

6. ANALYSIS BY COUNTRY

6.1. REGIONAL PROJECTS

Figure 16: Regional projects key facts and figures, December 2019¹



6.1.1. REGIONAL ISSUES IN 2019

The Horn of Africa is subject to complex migration, conflict, political and socioeconomic dynamics. Several challenges to stabilisation and development in the region are of a transnational nature, such as trafficking in persons (TiP) and smuggling of migrants (SoM), migration governance, cross-border community tensions and regional integration. A Sahar report on tackling SoM and TiP through the disruption of criminal networks' financing highlights the complexity and adaptability of the techniques used by organisations involved in these activities.² While several countries have taken important steps to combat such practices by setting up national taskforces and integrating anti-trafficking and smuggling measures into national strategies, others still display low levels of support for victims and witnesses.³ At the same time, the available data highlights the resilience of these criminal networks, and thus their impact on the endurance of irregular migration within and from the Horn. A report by the Global Initiative illustrated the existence of an important smuggling system linking Addis Abeba with Khartoum for

¹ The EUTF funding data is valid as of March 2020.

² Sahan, 'Disrupting the Finances of Criminal Networks Responsible for Human Smuggling and Trafficking', February 2019.

³ Global Initiative, 'Civil Society Observatory of Illicit Economies in Eastern and Southern Africa, Issue 3', January 2020.

migrants intending to reach Europe.¹ Moreover, smuggling routes leading to Yemen and the Gulf countries through Djibouti or Somalia have grown in importance, according to data from the IOM DTM.

Furthermore, irregular migration is intertwined with conflict, which fuels trafficking and reduces local authorities' access and territory control to reach affected areas.² Parts of East Africa remain deeply affected by multidimensional violence, ranging from clan and tribe-based disputes, to confrontations between opposing political parties, to extremism. Such dynamics, however, prevail only in specific areas, such as South Central Somalia, South Sudan, Darfur or northern Kenya³, as several countries have had relative success in stabilising their territory.

Notably, border areas are often far from the control of centralised governments and are characterised by a lack of infrastructure, ethnic plurality and resource scarcity. Availability of resources, livelihoods, food security and social cohesion are key transboundary issues for communities living along the borders, and thus supporting these areas requires cross-border responses.

IGAD's new Security Strategy, adopted in 2010, calls for a reinforcement of the regional institutions' activities to address transnational security threats and for IGAD to play a stabilising role in the region. East African countries have made significant progress to jointly address security threats, including, for instance, Uganda, Djibouti, Kenya and Ethiopia's contribution to the AMISOM peacekeeping mission in Somalia. Significant progress has been made in the Horn in terms of regional integration with regard to transboundary matters, with the reinforcement of regional policies and protocols, the extended collaboration under key organisations such as IGAD, the EAC or the AU, and the beginning of the LAPSET Corridor⁴ Development. However, the regional issues mentioned above, among others, require a coordinated response not only at the policy level but also with regard to infrastructure and delivery. Support to cooperation among East African countries as well as IGAD's capacities is required to address the multiple cross-border challenges commonly faced by Horn of Africa countries and populations.

6.1.2. REGIONAL ISSUES AND THE EUTF

The EUTF's structure enables it to channel interventions on cross-boundary and regional issues through regional projects. Rather than addressing these issues in each relevant country, these EUTF-funded projects aim to build common approaches and enhance coordination across the region to tackle them. Despite regional organisations such as IGAD, the EAC, and the AU, there is often lack of a common understanding among East African countries of the mutual transboundary challenges faced. As such, a lack of cooperation has created space for the expansion of significant obstacles to development, such as the internationalisation of smuggling and trafficking networks or the spill over of extremism from Somalia to Kenya. The EU thus intends to contribute to the construction of comprehensive regional solutions that are adapted to the scale of the challenges at hand.

In a likely reflection of the transboundary nature of migration, security threats and regional governance, the regional programmes portfolio has the highest amount of SO3 (migration) funding (€88.4M) and the second highest SO4 (governance) budget (€80.3M). These projects are also well represented in SO1 – employment (€37.4M) and SO2 – resilience (€29.8M) funding. The EUTF portfolio reflects a comprehensive approach to migration and governance that includes direct outreach to end beneficiaries, capacity-building at the local and national levels, and support to regional institutions and policies.

¹ Global Initiative, 'Civil Society Observatory of Illicit Economies in Eastern and Southern Africa, Issue 3', January 2020.

² Enact, 'Trafficking in persons in conflict contexts', June 2019.

³ ACLED, 'Security data for 2019', April 2020.

⁴ Lamu Port, South Sudan, Ethiopia Transport Corridor.

6.1.3. REGIONAL PROJECTS AND THE EUTF COMMON OUTPUT INDICATORS

Table 6: EUTF common output indicators for regional projects, December 2019¹

EUTF Indicator	< 2019	2019 (Q4 2019)	Total
1.1 Number of jobs created	893	1,722 (876)	2,615
1.2 Number of MSMEs created or supported	0	22 (0)	22
1.3 Number of people assisted to develop income-generating activities	4,068	12,354 (1,903)	16,422
1.4 Number of people benefiting from professional training (TVET) [...]	0	1,275 (534)	1,275
1.5 Number of job placements facilitated and/or supported	35	0	35
1.7 Financial volume [...] for scholarships/ self-employment	0	33,816 (5,920)	33,816
1.7 bis Financial volume granted to individual recipients	0	31,240 (17,160)	31,340
2.1 bis Number of social infrastructures built or rehabilitated	1	37 (0)	38
2.4 Number of people receiving food security [...] assistance	36,315	59,552 (4,698)	95,867
2.6 Hectares of land benefiting from improved agricultural management	0	178 (0)	178
2.7 Number of people reached by campaigns on resilience-building practices [...]	34,857	39,300 (0)	74,157
2.8 Number of staff [trained] to strengthen service delivery	439	2,923 (438)	3,362
2.9 Number of people having access to [...] basic services	0	114,626 (104,545)	114,626
3.2 Number of migrants in transit [...] assisted	11,338	10,445 (0)	21,783
3.3 Number of migrants [...] reached by information campaigns [...]	30,212	122,620 (8,757)	152,832
3.4 Number of [...] returns or [...] repatriations supported	9,494	7,866 (2,354)	17,360
3.5 Number of returning migrants benefiting from reintegration assistance	1,577	1,775 (559)	3,352
3.6 Number of institutions [...] strengthened on protection / migration management	163	188 (38)	351
3.7 Number of individuals trained on migration management	5,764	7,122 (257)	12,886
3.10 Number of people benefitting from legal migration and mobility programmes	0	19 (8)	19
4.1 Number of border stations supported to strengthen border control	53	14 (0)	67
4.2 Number of staff [...] trained on security [...] etc.	1,468	3,986 (1,118)	5,454
4.2 bis Number of institutions and non-state actors [...], conflict prevention, protection and human rights	30	273 (98)	303
4.3 Number of people participating in conflict prevention / peacebuilding activities	1,120	15,793 (5,679)	16,913
4.4 Number of victims of trafficking assisted or referred to assistance services	311	746 (0)	1,057
4.5 Number of cross-border cooperation initiatives created, launched or supported	32	25 (0)	57
4.6 Number of laws, strategies, [...] developed and/or directly supported	41	23 (8)	64
5.1 Number of multi-stakeholder groups [...] gathering	49	26 (8)	75
5.2 Number of planning, [...] set up [...]	15	10 (1)	25
5.3 Number of field studies, surveys and other research conducted	87	48 (22)	135

6.1.4. DIRECT OUTREACH ACTIVITIES

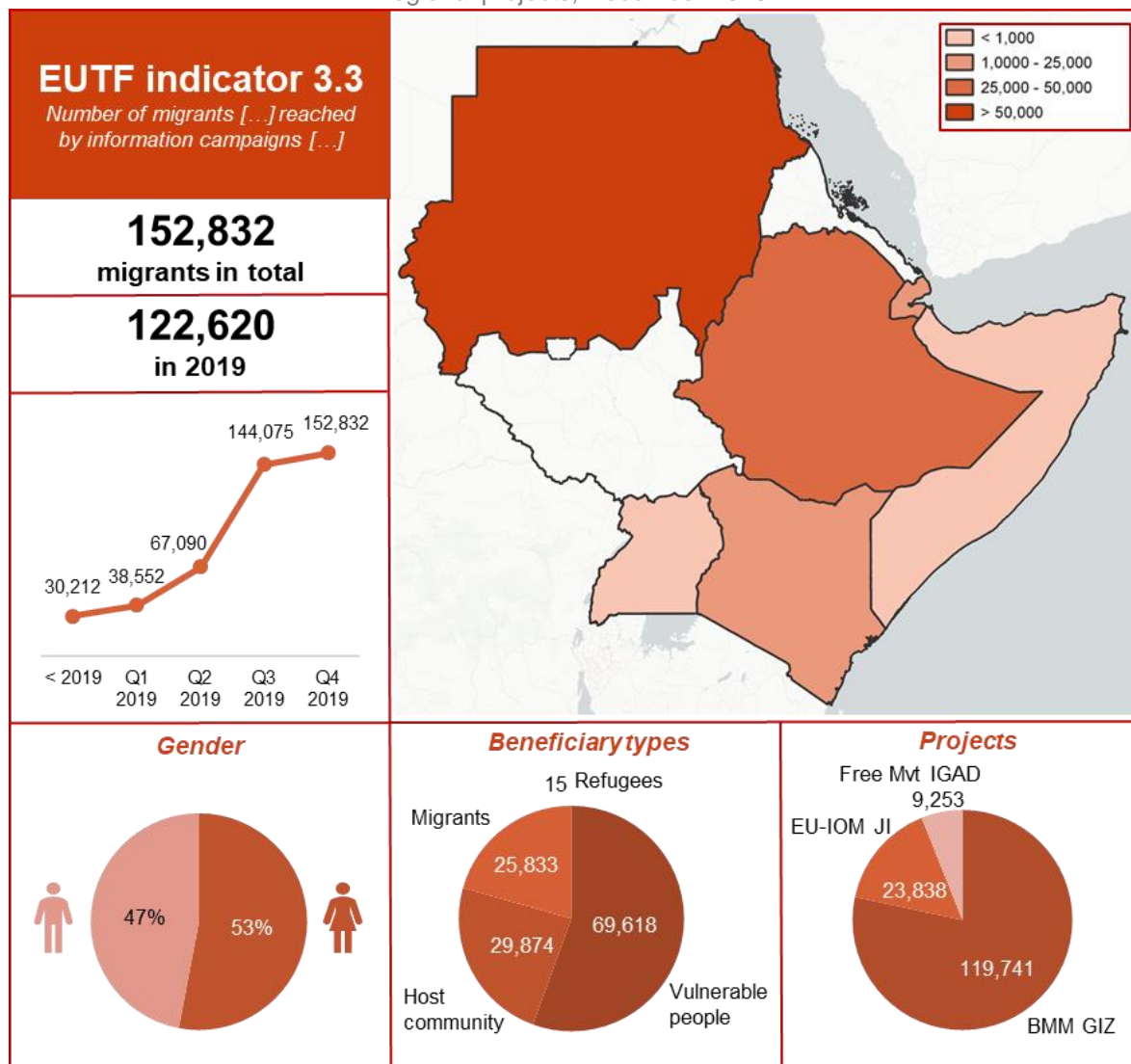
Migration

Many EUTF regional projects focus on activities that directly support individuals affected by the transboundary issues mentioned above. To improve migrants' safety, a total of 21,783 (60% male and 40% female, EUTF indicator 3.2) individuals received protection services from regional projects, all of

¹ Differences from previous reports are largely due to IP data corrections and are further explained in the errata section.

which were delivered by the BMM programme. The first phase of BMM aimed to prevent and address trafficking in persons and smuggling of migrants, including through direct support to victims of trafficking and smuggled migrants and raising awareness of the risks among local populations.

Figure 17: Number of migrants [...] reached by information campaigns [...] (EUTF indicator 3.3), regional projects, December 2019¹



Various national authorities have called for public awareness campaigns, including to involve local communities in the fight against SoM and TiP.² EUTF-funded regional programmes' awareness-raising activities about migration have thus reached a total of 152,832 migrants (122,620 in 2019) and potential migrants, mostly in Sudan (37%) and Ethiopia (28%).³ The first phase of BMM has sensitised 119,741 migrants and potential migrants (42% male and 58% female, EUTF indicator 3.3) on the risks of migration, including 101,511 in 2019 – more than any other EUTF programme in the HoA window. The EU-IOM Joint initiative also reached out to 23,838 potential migrants to inform them of Assisted Voluntary Return options and protection services available through the EU-IOM Joint Initiative as well as dangers of irregular migration. Finally, the Free Movement IGAD project carried out a communication campaign on transhumance rights in 2018.

¹ The beneficiary type of 27,483 beneficiaries is unknown.

² Sahan, 'Human Trafficking and Smuggling on the Horn of Africa-Central Mediterranean Route', February 2016.

³ The country of support is unknown for 15,643 individuals reported by regional programmes against the EUTF indicator 3.3.

Focus box 3: The EU-IOM Joint Initiative

The EU-IOM Joint Initiative is the EUTF's main intervention in the Horn in support of return and reintegration of migrants. So far, the project has received funding from the EUTF for €43M.

Through the intervention, a total of 4,404 migrants received prereturn assistance and assisted voluntary return (a subset of EUTF indicator 3.4), 6,850 were provided reintegration counselling or vulnerability assessment upon arrival (a subset of EUTF indicator 3.4), and 3,042 people received economic support for their reintegration (EUTF indicator 3.5) in the region. In addition to direct assistance to migrants, the intervention carries out awareness raising and information campaigns targeting local communities with high migration potential (23,838 people reached so far, 21,109 in 2019 – EUTF indicator 3.3) and institutional capacity building. In particular, the EU-IOM Joint Initiative supports relevant institutions in the countries of intervention to develop standard operating procedures with regard to return and reintegration of migrants as well as the collection and management of data on migration. The project also cooperates with both governmental and civilian entities with the aim of improving provision of return and reintegration assistance through better coordination, in part by organising workshops, knowledge exchange visits and events, and partnerships. For example, in 2019 the project facilitated discounted Ethiopian Airlines flights for Ethiopian returnees with the support of the Government of Ethiopia.

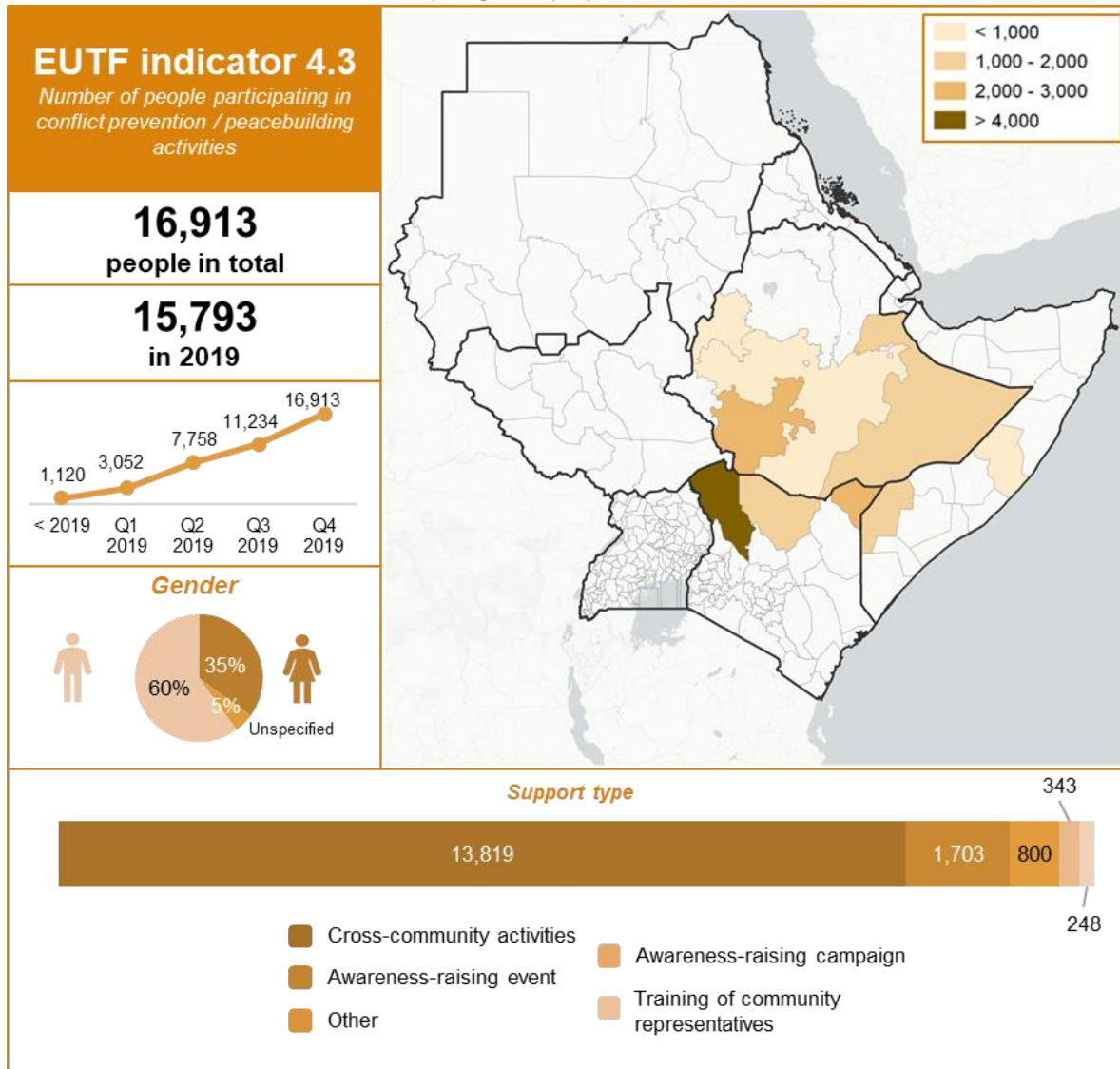
Peacebuilding

The EUTF regional projects' direct outreach activities also comprise a significant share of peacebuilding initiatives in the Horn of Africa, mainly thanks to the Cross-Border programme, which intervenes in border areas between Kenya, Ethiopia, Somalia and Sudan to address communal violence and extremism issues and to support community reconciliation processes. The programme combines such conflict prevention initiatives with resilience-building actions, in order to jointly address the drivers of instability in cross-border regions. So far, the Cross-Border programme has facilitated the participation of 16,061 individuals (63% male and 37% female, EUTF indicator 4.3) in conflict prevention initiatives, including 14,941 in 2019, mainly through PACT- and UNDP-led projects. The inception reports for Cross-Border PACT RASMI and SEEK highlight the existence of transboundary 'conflict systems', or areas which are subject to longstanding clan/tribe-based disputes over natural resources, power sharing or territory.¹ The Cross-Border programme aims to bring the communities of concern together through community dialogue, discussions about cross-border peace mechanisms and dynamics, cultural activities and trainings of community members on social cohesion.

In addition, the IGAD staff funded by the IPPSHAR/EU salary grant supported a local reconciliation process in Galmudug State (Somalia) in September 2019, in which 800 delegates for peace participated. The power-sharing agreement that came out of the discussions between the Federal Government of Somalia (FGS), Galmudug State and Ahlu-Sunna representatives marked an important step towards the end of political tensions in Galmudug. Finally, 52 community and religious leaders, CSO representatives, government officials and peace structure members were involved in a cross-border dialogue between Turkana (Kenya) and Dodoth (Uganda) communities thanks to IPPSHAR support.

¹ PACT, 'RASMI and SEEK Interim Narrative Reports', 2018.

Figure 18: Number of people participating in conflict prevention / peacebuilding activities (EUTF indicator 4.3), regional projects, December 2019¹



Resilience and food security

The Cross-Border programme's direct outreach activities also contributed to the resilience objectives of the EUTF, with, for instance, the projects led by DRC, GIZ and VSFG delivering food security-related assistance to 95,867 people (60% male and 40% female², EUTF indicator 2.4), including 59,552 in 2019. As livestock has been identified as a key component of target households' coping strategies and livelihoods, such assistance often includes a strong livestock support dimension. As such, 83,977 households benefited from livestock vaccination, 7,761 individuals received other livestock-related services, and 543 were directly given cattle. The remaining 4% were assisted with training on improved agricultural practices, weather-based insurance and farming tools and inputs. Border communities were also the target of multiple sensitisation campaigns on natural resource management, customary laws and hygiene and sanitation to further strengthen their awareness of resilience-building practices. The Regional projects reached out to a total of 74,157 inhabitants (58% male and 42% female, EUTF indicator 2.7), including 39,300 in 2019, through the Cross-Border VSFG and BORESHA DRC projects.

¹ The province of implementation of 122 beneficiaries is unknown.

² The gender of 6,845 beneficiaries is unknown.

6.1.5. LOCAL AND SUBNATIONAL-LEVEL CAPACITY BUILDING

Migration

EUTF-funded regional programmes have also carried out a significant share of the EUTF's portfolio capacity-building activities, focusing again on transboundary and regional issues. For example, the regional programmes have delivered capacity building on migration management for a total of 12,886 individuals (66% male and 34% female, EUTF indicator 3.7) and 351 institutions and non-state actors (EUTF indicator 3.6), including 7,122 and 188 in 2019 respectively. Regional projects have thus contributed to 86% of all outputs related to training on migration management achieved by the EUTF portfolio. BMM supported the largest share of these trainees (11,490), focusing on anti-trafficking and smuggling, followed by the EU-IOM Joint Initiative (1,116 trainees), Free Movement ILO (203) and IPPSHAR (77).

Capacity building was largely focused on field agents, practitioners, and local service providers as they comprise the first line of response with regard to the regional issues discussed above. For instance, the BMM-UNODC Regional Training Facility offers a training course on the basics of SoM and TiP for law enforcement and prosecution practitioners dealing with smuggling and trafficking cases, the objectives of which are to improve understanding of these concepts and enhance collaboration between foreign counterparts by bringing them into the same classroom. Indeed, a report written by Sahan on the Horn of Africa-Central Mediterranean Route details the need for more cooperation between IGAD Member State authorities and an 'enhanced European Union engagement in regional law enforcement and border protection initiatives'.¹ BMM also supported border crossing points or points of entry and local staff's capacities to address SoM and TiP. For instance, the project installed the Migration Information and Data Analysis System (MIDAS) at border posts in Djibouti, Somalia and Sudan and trained staff on its use.

Peacebuilding

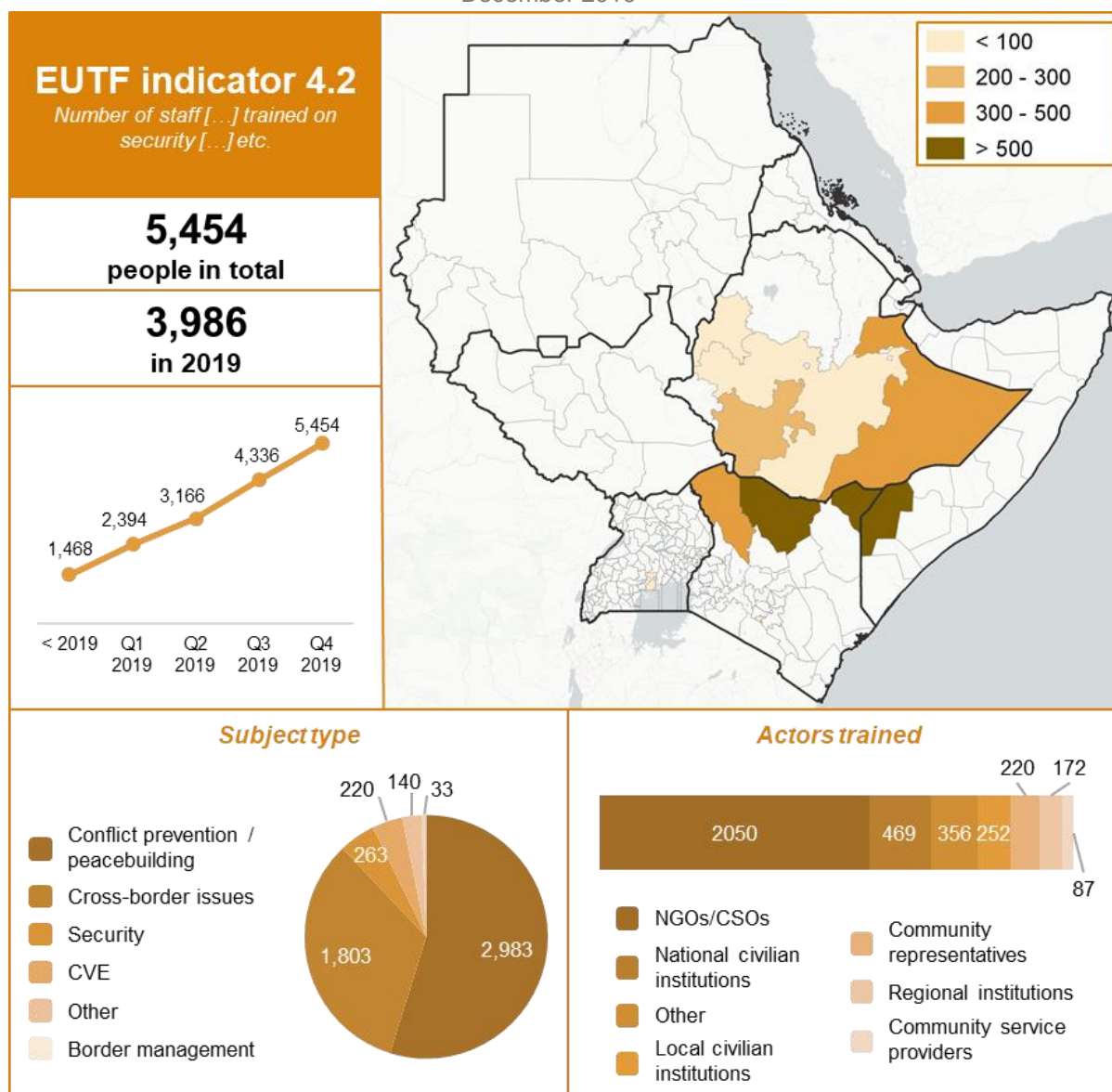
Trainings on security, conflict prevention, and other related topics were also carried out for 5,464 individuals (72% male and 28% female², EUTF indicator 4.2) and 303 different state and non-state actors (EUTF indicator 4.2 bis), including 3,986 and 273 in 2019, respectively. Cross-Border represents 53% of the total number of beneficiaries reached by regional programmes, with BMM accounting for 33% and IPPSHAR for 14%.

The PACT, GIZ and UNDP-led Cross-Border projects contributed the most to EUTF indicator 4.2, focusing again on local capacity to prevent conflict. Cross-Border PACT RASMI and SEEK trained a total of 1,978 CSO members on conflict prevention or CVE. The projects also sensitised national and local civilian institutions on conflict sensitivity (418 staff trained) in the Mandera Triangle and Turkana South-Omo Zone. The projects' main successes included a community dialogue facilitated between the cross-border Marehan and Murule communities of the Mandera Triangle (Kenya, Somalia and Ethiopia), which led to a resource sharing agreement that will be overseen by a committee formed and trained by PACT. Cross-Border UNDP Peace conducted a range of trainings on good governance and policymaking for peace, which were attended by 507 community representatives, local government staff, NGO and CSO staff and national institution officials. The IPPSHAR project trained 38 community members to act as a type of peace corps in Nairobi, as well as 25 female Somali peace mediators and 24 facilitators and data collectors on peace and conflict resolution.

¹ Sahan, 'Human Trafficking and Smuggling on the Horn of Africa-Central Mediterranean Route', 2016.

² The gender of 81 beneficiaries is unknown.

Figure 19: Number of staff [...] trained on security, [...] etc. (EUTF indicator 4.2), regional projects, December 2019^{1,2,3}



Resilience and food security

Finally, the Cross-Border programme, which combines peacebuilding and resilience-focused initiatives for target border communities, supported 3,362 staff (2,923 of whom were reached in 2019) from local authorities and basic service providers to enhance basic service delivery (45% male and 55% female, EUTF indicator 2.8).

The DRC, VSFG and GIZ Cross-Border projects supported local resilience capacities and service delivery. Cross-Border BORESHA DRC reached a total of 2,012 beneficiaries (EUTF indicator 2.8), improving actors' abilities with regard to vulnerability assessments, livestock management, animal healthcare and natural resources handling in the Mandera Triangle.⁴ VSFG supported 227 community animal health workers and water agents to contribute to a better use of the Turkana-South Omo Zone's main natural resources. VSFG also aimed to strengthen customary institutions and systems for

¹ The province of support of 1,803 staff trained by BMM is unknown.

² 1,848 unspecified actors do not appear on the graph.

³ The subject of training of 12 beneficiaries is unknown.

⁴ DRC, 'Freedom from Fear and Freedom from Want: Towards Sustainable Peace and Safe Cross-Border Trade', 2020.

resource management and trained 1,099 community leaders on customary laws in this regard. As highlighted in the REF's study on Cross-Border areas of intervention, 'local livelihoods in all four areas were largely or completely dependent on the availability of these resources [water, livestock and land for farming and grazing].' They also proved to be at the heart of inter-clan and tribe rivalries, which explains the focus on resources by the Cross-Border programme.¹

6.1.6. NATIONAL-LEVEL CAPACITY BUILDING

Some EUTF regional projects also focused on capacity building at higher levels of governance and policymaking. This strategy seeks to develop, enforce and harmonise common approaches to target problems among national governance actors. This support was mainly conducted through training but also through technical assistance for policy making at the national level. BMM's achievements can again be highlighted, as they established and supported national bodies in charge of anti-trafficking and smuggling, such as the Ethiopian Anti-Trafficking Taskforce, the National Committee on Counter Trafficking (NCCT) in Sudan, the Counter Trafficking in Persons Advisory Committee (CTiP AC) in Kenya and the Coordination Office for Prevention of Trafficking in Persons (COCTIP) in Uganda. Their support to national entities facing SoM and TiP-related issues and to collaboration between them notably encouraged the Sudanese and Ethiopian authorities to cooperate to provide Ethiopian seasonal workers in Sudan, who are often vulnerable to trafficking, with healthcare insurance.² As stated in the Sahar report on trafficking and smuggling, 'transnational criminal networks straddle multiple jurisdictions and can only effectively be dismantled by timely, effective information sharing and operations between concerned authorities'.³ BMM also supported the development of national migration frameworks, one of which was adopted by the relevant national coordination mechanism in Kenya.

Another relevant EUTF project, Free Movement ILO, aims to promote mobility by enhancing comprehensive labour migration policies and helping to create administrative structures to protect migrants' rights and support skills management. The initiative delivered labour migration-related capacity building for 144 government officials from IGAD Member States (including 76 in 2019, EUTF indicator 3.7). Among these activities, a regional workshop for workers and employers' organisations was attended by 31 participants who were exposed to promising and successful practices from sub-regional EAC employers' and workers' organisations. At the end of the workshop, both the regional employer organisations and the regional confederation on trade unions drafted and presented their road map. The programme also supported the revision of national laws, regulations and policies related to labour migration in IGAD Member States (EUTF indicator 4.6).

6.1.7. REGIONAL INTEGRATION AND POLICYMAKING

Finally, some EUTF-funded regional projects supported regional and international capacities, assisting regional institutions, protocols, policies and strategies. As mentioned above, despite key progress made by East African countries, a more harmonised approach is still needed to address obstacles to development. For this reason, several EUTF-funded projects offer IGAD-targeted capacity building. IPPSHAR focuses on IGAD's ability to address transnational security threats (including through data collection and analysis), develop conflict early warning response mechanisms, and prevent conflict. The programme, composed of a salary grant component and a capacity building component managed by ADA, seeks to support IGAD to increase its ability to become the regional cooperation forum of choice for Member States to respond to emerging peace and security crises. As part of this effort, the programme provided 172 IGAD staff, mediators and technical experts (EUTF indicator 4.2) with technical skills on conflict and gender sensitivity, gender response and conflict analysis. Another programme, Strengthening Resilience IGAD, aims to improve the resilience of communities in the IGAD region, through more effective implementation of the IGAD Drought Disaster Resilience and

¹ Research and Evidence Facility (REF), Cross-Border Analysis and Mapping, 2016.

² GIZ, 'Better Migration Management (BMM) Final quarterly Report', October 2019.

³ Sahar, 'Human Trafficking and Smuggling on the Horn of Africa-Central Mediterranean route', February 2016.

Sustainability Initiative. It supports IGAD's institutional performance by paying the salaries of three key professional ICPALD (IGAD Centre for Pastoralists Areas and Livestock Development) staff to enhance the capacity of the Planning and Coordination Section. IGAD also serves as the learning and coordination partner for Cross-Border to consolidate results and integrate solutions regarding instability in border areas.

On the international policy side, regional programmes played an important role in promoting international frameworks to bring the Horn of Africa countries together around common responses. The part of the Strengthening Resilience programme implemented by IGAD supported the signature of a bilateral MOU to enhance cross-border animal health coordination between Ethiopia and Somalia, as well as the development of an implementation framework to operationalise this MoU in the first quarter of 2019 (EUTF indicator 4.6). Moreover, the Free Movement IGAD project supports the process of adoption of the IGAD Protocols on Free Movement of Persons and on Transhumance to enhance regional economic integration and development. As of December 2019, IGAD and its Member States have launched substantive discussions regarding the establishment of a free movement regime in the IGAD region. In February 2020, the IGAD Committee of Ambassadors endorsed the Protocol on Transhumance, and the Technical Ministries, Ministers of Labour and Ministers of Interior endorsed the Protocol on Free Movement. Finally, BMM is promoting the ratification of the United Nations Convention against Transnational Organised Crime and its protocols across the region.

6.1.8. EUTF PROJECTS IN THE REPORT – REGIONAL

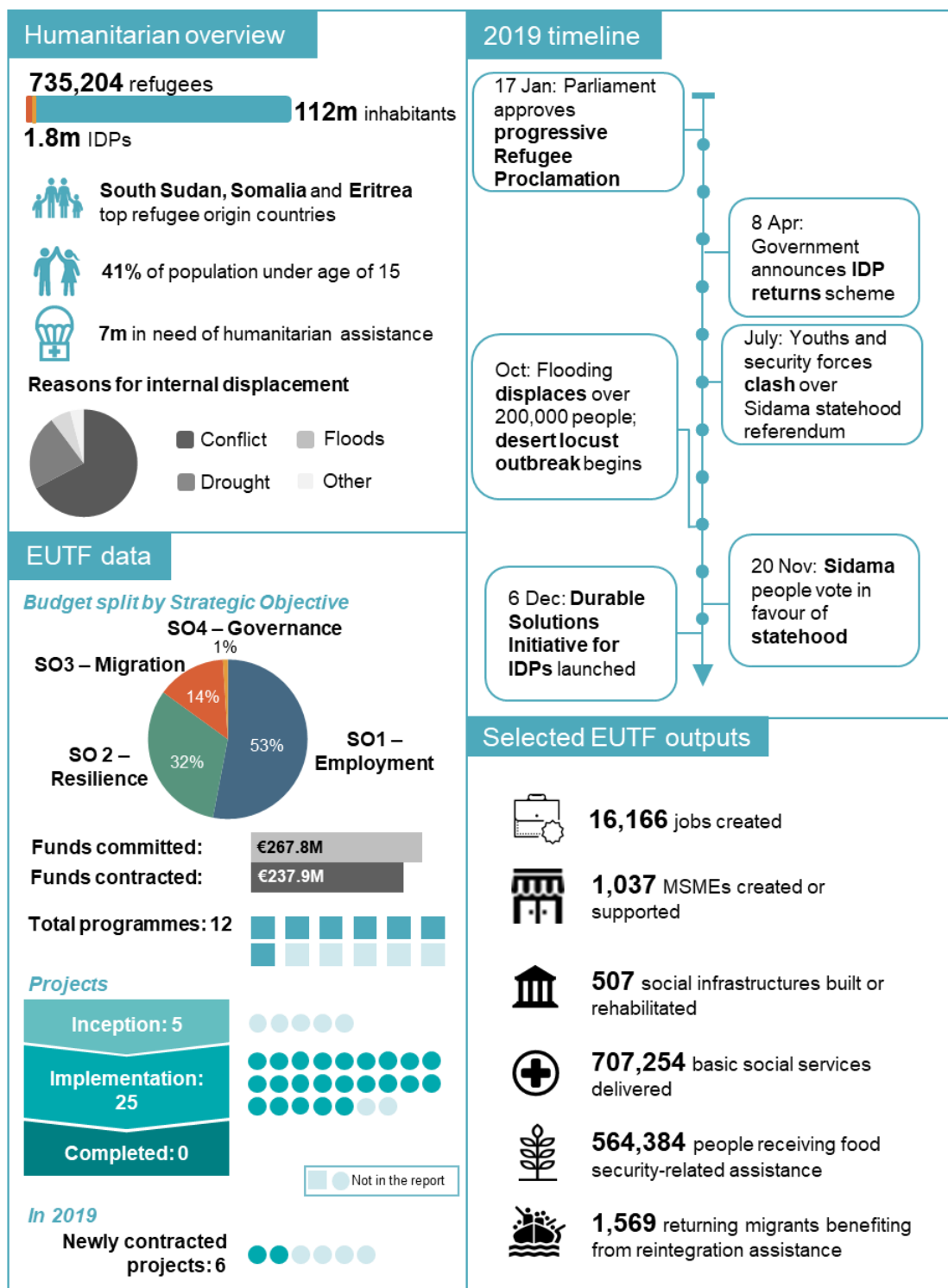
Table 7: Regional projects implementing and with data to report, December 2019

Programme Name	EUTF ID	Project Name	Lead IP	EUTF Budget
Better Migration Management Programme (BMM)	T05-EUTF-HoA-REG-09-01	Better Migration Management Programme – GIZ (BMM GIZ)	GIZ	€40,000,000 (completed)
Collaboration in Cross-Border Areas of the Horn of Africa (Cross-Border)	T05-EUTF-HOA-REG-26-07	Cross Border Collaboration Programme in Western Ethiopia And Eastern Sudan (Cross-Border GIZ)	GIZ	€ 20,000,000 (new in Q4 2019 report)
	T05-EUTF-HOA-REG-26-01	Regional Approaches for Sustainable Conflict Management and Integration (Cross-Border PACT RASMI)	PACT	€ 2,850,000
	T05-EUTF-HOA-REG-26-02	Building Opportunities for Resilience in the Horn of Africa (Cross-Border BORESHA DRC)	DRC	€ 13,300,000
	T05-EUTF-HOA-REG-26-04	Collaboration in cross-border areas of the horn of Africa region: the Southwest Ethiopia-Northwest Kenya border (Cross-Border VSFG)	VSFG	€ 12,000,000
	T05-EUTF-HOA-REG-26-05	Support for effective cooperation and coordination of cross-border initiatives in Southwest Ethiopia, Northwest Kenya, Marsabit-Borana & Dawa, and Kenya-Somalia-Ethiopia (Cross-Border UNDP SECCCI)	UNDP	€ 7,706,082 (new in Q4 2019 report)
	T05-EUTF-HOA-REG-26-06	Cross-border cooperation between Ethiopia and Kenya for conflict prevention and peacebuilding in Marsabit-Moyale cluster (Cross-Border UNDP Peace)	UNDP	€ 3,500,000
	T05-EUTF-HOA-REG-26-03	Collaboration in Cross-Border Areas: Cluster I-Lot 1 (Cross-Border PACT SEEK)	PACT	€ 2,992,500
Erasmus+ in West Africa and the Horn of Africa	T05-EUTF-REG-REG-05	Erasmus+ in West Africa and the Horn of Africa (Erasmus +)		€4,000,000
EU-IOM Joint Initiative	T05-EUTF-HOA-REG-25-01	EU-IOM Joint Initiative for Migrant Protection and Reintegration in the Horn of Africa (previously called Regional Reintegration Facility)	IOM	€ 43,000,000
Monitoring and Learning System for the EUTF Horn of Africa	T05-EUTF-HOA-REG-28-01	Monitoring and Learning System for the EUTF Horn of Africa (EUTF MLS)	Altai	€ 3,897,550
IGAD Promoting Peace and Stability in the Horn of Africa (IPPSHAR)	T05-EUTF-HOA-REG-36-02	IGAD Promoting Peace and Stability in the Horn of Africa Region (IPPSHAR ADA)	ADA	€ 35,000,000
	T05-EUTF-HOA-REG-36-01	Supporting the IGAD Secretariat in the area of Peace and Security (IPPSHAR IGAD)	IGAD	€ 5,000,000
Research and Evidence Facility (SOAS)	T05-EUTF-HOA-REG-10-01	Research and Evidence Facility (REF)	SOAS	€ 5,465,424

Strengthening the ability of IGAD to promote resilience (Strengthening Resilience)	T05-EUTF-HOA-REG-20-02	Strengthening the ability of IGAD to promote resilience in the Horn of Africa - Direct Grant to IGAD (Strengthening Resilience IGAD)	IGAD	€ 1,400,000 (completed)
	T05-EUTF-HOA-REG-20-01	Strengthening the ability of IGAD to promote resilience in the Horn of Africa - Delegation agreement to GIZ (Strengthening Resilience GIZ)	GIZ	€ 2,100,000
Towards Free Movement of Persons and Transhumance (Free Movement)	T05-EUTF-HOA-REG-19-02	Free Movement of persons and Transhumance in the IGAD Region - Improving Opportunities for Regular Labour Mobility (Free Movement ILO)	ILO	€ 6,000,000
	T05-EUTF-HOA-REG-19-01	Towards Free Movement of Persons and Transhumance in the IGAD Region - Direct Grant to IGAD (Free Movement IGAD)	IGAD	€ 3,600,000

6.2. ETHIOPIA

Figure 20: Ethiopia key facts and figures, December 2019^{1,2}



¹ The EUTF funding data is valid as of March 2020.

² UN DESA, Population Division, 'World Population Prospects', 2019; Internal Displacement Monitoring Centre data for December 2019; UNHCR Ethiopia Factsheet, December 2019; World Bank population data, 2018; Ethiopia Humanitarian Needs Overview 2020.

6.2.1. ETHIOPIA IN 2019

When Abiy Ahmed became Prime Minister of Ethiopia in April 2018, he promised a reformist and inclusive agenda that would prioritise ‘*medemer*’, or ‘coming together’. Abiy’s first 100 days as Prime Minister included the release of tens of thousands of political prisoners and detained journalists, the welcoming of political exiles back to the country, and the legalisation of formerly banned opposition groups. Other notable early achievements include the landmark 2018 Joint Declaration of Peace and Friendship between Eritrea and Ethiopia, which was widely celebrated by the international community, and for which Abiy was recognised with a Nobel Peace Prize. Abiy has also taken steps to transition Ethiopia towards a market economy by opening up key sectors to privatisation and removing regulatory barriers to investment. In December 2019, he announced his sweeping Homegrown Economic Reform Agenda.

The speed and scale of these reforms, along with the loosening of state controls, has also had destabilising effects across the country. These include an intensification of political unrest, protests, intercommunity conflict and conflict-induced displacement, particularly around border areas. The assassinations of two close allies of Abiy – General Seare Mekonnen, chief of staff of the Ethiopian army, and Ambachew Mekonnen, president of the Amhara Region – during a failed coup attempt in June 2019 brought these tensions into particularly sharp relief. Independence ambitions have also been bolstered by the opening of the political space, with ethnic groups increasingly taking advantage of the constitutional paths to autonomy put in place by the old ethno-federalist system. The Sidama people voted overwhelmingly in favour of statehood (and therefore secession from the Southern Nationalities, Nations and Peoples, or SNNP, Region) in a referendum held in November 2019, and as many as ten other ethnic groups in SNNP have also petitioned for statehood.

The political and economic landscape in Ethiopia has changed in ways that were unthinkable just a few years ago. The consequences, both direct and indirect, of this transitional era continue to be felt in 2019, with diverse and far-reaching impacts on the country and its population.

6.2.2. ETHIOPIA AND THE EUTF

The EUTF in Ethiopia focuses largely on three thematic areas that often intersect. One is supporting displacement-affected communities (and particularly refugees and host communities) through programmes and projects such as RDPP, ‘Support of the CRRF’ and the RESET II Crisis Modifier Fund. The second is improving economic and employment opportunities (Strategic Objective 1), as exemplified by SINCE, the ‘Ethiopia Job Compact’ contract (direct budget support to the Ethiopian government), LISEC, Component 2 (or the ‘job creation’ component) of the ‘Support of the CRRF’ programme, IGA activities integrated into the multisectoral RDPP and RESET II programmes, and RESET Plus SC. Finally, the EUTF aims to build resilience and support climate change adaptation, mainly through the multisectoral resilience-focused RESET II programme, RESET Plus (which aims to complement the RESET II interventions with additional water access, family planning, employment and emergency response actions), the RDPP programme, and the recently signed Decentralised Disaster Risk Management programme. Outputs related to migration (primarily facilitating returns and reintegration) and governance have also been reported, although these themes are less prominent in the Ethiopia portfolio.

Some of the oldest projects in the EUTF HoA portfolio are being implemented in Ethiopia, which means that many will come to an end in 2020 (notwithstanding possible no-cost extensions). These include all RDPP projects, all RESET II projects except RESET II Water, and SINCE. This is particularly significant for RDPP, as the funding possibilities for interventions provided in some RDPP-supported refugee camps after the end of the programme remain uncertain.

6.2.3. ETHIOPIA PROJECTS AND THE EUTF COMMON OUTPUT INDICATORS

The following table presents an overview of the results achieved so far by the EUTF portfolio in Ethiopia.

Table 8: EUTF common output indicators for Ethiopia, December 2019¹

EUTF Indicator	< 2019	2019 (Q4 2019)	Total
1.1 Number of jobs created	7,663	8,503 (2,622)	16,166
1.2 Number of MSMEs created or supported	508	529 (216)	1,037
1.3 Number of people assisted to develop income-generating activities	19,897	11,777 (4,726)	31,674
1.4 Number of people benefiting from professional training (TVET) [...]	5,603	7,727 (1,870)	13,330
1.5 Number of job placements facilitated and/or supported	362	511 (47)	873
1.6 Number of [...] business infrastructures constructed [...]	1	0	1
2.1 bis Number of social infrastructures built or rehabilitated	340	167 (58)	507
2.2 Number of basic social services delivered	466,239	241,017 (35,123)	707,256
2.3 Number of people receiving nutrition assistance	65,407	66,158 (1,269)	131,565
2.4 Number of people receiving food security [...] assistance	243,278	321,106 (91,361)	564,384
2.5 Number of local governments [...] that adopt disaster risk reduction strategies	91	55 (0)	146
2.6 Hectares of land benefiting from improved agricultural management	7,163	5,124 (336)	12,287
2.7 Number of people reached by campaigns on resilience-building practices [...]	250,215	245,649 (40,060)	495,864
2.8 Number of staff [trained] to strengthen service delivery	13,697	16,342 (2,546)	30,039
2.9 Number of people having access to [...] basic services	1,833,631	473,047 (151,659)	2,306,678
3.3 Number of migrants [...] reached by information campaigns [...]	34,750	35,663 (11,786)	70,413
3.4 Number of [...] returns or [...] repatriations supported	0	67 (38)	67
3.5 Number of returning migrants benefiting from reintegration assistance	3	1,566 (190)	1,569
3.6 Number of institutions [...] strengthened on protection / migration management	2	60 (28)	62
3.7 Number of individuals trained on migration management	407	1,213 (352)	1,620
3.8 Number of refugees [...] receiving legal assistance to support their integration	345	2,080 (0)	2,425
4.2 Number of staff [...] trained on security, [...] etc.	152	521 (53)	673
4.3 Number of people participating in conflict prevention / peacebuilding activities	286	692 (59)	978
4.4 Number of victims of trafficking assisted or referred to assistance services	8	0	8
4.5 Number of cross-border cooperation initiatives created, launched or supported	1	0	1
4.6 Number of laws, strategies, [...] developed and/or directly supported	26	15 (1)	41
5.1 Number of multi-stakeholder groups [...] gathering	30	79 (39)	109
5.2 Number of planning, [...] set up [...]	92	60 (14)	152
5.3 Number of field studies, surveys and other research conducted	9	39 (28)	48

6.2.4. FORCED DISPLACEMENT

With 735,204 refugees and asylum seekers registered as of December 2019², Ethiopia hosts among the largest refugee populations in Africa. The country plays an important role as a model for progressive refugee policies in Africa and as one of the fifteen pilot countries for the roll-out of the CRRF set out in the New York Declaration on Refugees and Migrants. In January 2019, the Government of Ethiopia revised its existing Refugee Proclamation to extend refugee rights and accommodate their integration into socioeconomic structures outside camp settings. Ethiopia was also a co-convenor at the world's

¹ Differences from previous reports are largely due to IP data corrections and are further explained in the errata section.

² UNHCR, 'Ethiopia Factsheet', December 2019.

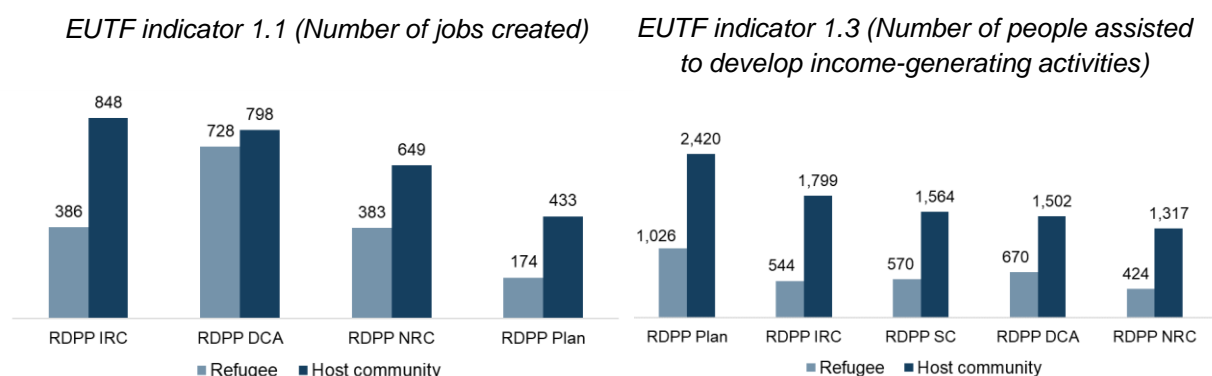
first Global Refugee Forum in Geneva in December 2019, during which Deputy Prime Minister Demeke Mekonnen Hassen announced four new pledges to support refugee and host populations. These include creating up to 90,000 livelihoods opportunities for both refugees and Ethiopians, providing 20,000 people with accredited skills training, improving energy access for three million people and strengthening Ethiopia’s asylum and social protection systems. Further action and legislation will be needed to implement the abovementioned commitments, including those outlined in the new Refugee Proclamation. Progress will be monitored in future reports.

‘Supporting Ethiopia in its hospitality for refugees from neighbouring countries’ is a ‘priority action’ for both the EU and the EUTF.¹ To that end, it funds interventions such as the RDPP programme (for which Ethiopia is also a pilot country) and the ‘Support of the CRRF’ programme, as well as the *Alianza Shire* project, which aims to improve energy access for host and refugee populations in the Shire area in Tigray Region. Furthermore, the Job Compact budget support contract aims both to improve economic opportunities for Ethiopians and refugees and to improve the refugee regulatory framework through criteria-based budget support.

To date, EUTF-funded projects have supported refugees through interventions such as job creation (1,671 refugee beneficiaries), legal assistance to support integration (2,425 refugees assisted), TVET or skills trainings (2,610 refugees trained), social service delivery (31,831 basic services delivered to refugees) and information campaigns on resilience-building practices and basic rights (121,951 refugees reached). Most of these outputs have been reported by the RDPP programme, as other refugee-oriented programmes are too new to be reporting significant outputs. For example, RDPP IRC has made the biggest contribution to refugee beneficiaries under EUTF indicator 1.4, with 1,936 refugees receiving TVET or skills training to date, while RDPP Plan has supported the largest number of refugees benefiting from IGA support (EUTF indicator 1.3), with 1,026 refugees benefiting from business start-up kits, business plan development support, life skills training, and other interventions.

However, with the important exception of improved access to basic services (EUTF indicator 2.9), higher numbers of host community beneficiaries have been reported for most EUTF indicators by RDPP projects. This is particularly evident for Strategic Objective 1 indicators related to economic and employment opportunities. Supporting host communities is key to the logic of the RDPP programme, as they are too often excluded from interventions that focus on supporting refugees (particularly those living in camp settings). This can result in poorer outcomes for host communities than for their refugee neighbours, which in turn can lead to inter-community tensions and conflict.

Figure 21: Selected Strategic Objective 1 outputs reported by RDPP Ethiopia, December 2019



Regarding internal displacement, the EUTF-funded RESET II Crisis Modifier project aims to serve as a timely response mechanism for crises that do not yet have other responses in place. Thus far it has allocated funding to two responses: one led by Save the Children to support conflict-affected IDPs in

¹ Operational Framework of the EUTF HoA window.

Siti Zone (Somali Region) with WASH and cash interventions, and one led by COOPI to support IDPs in Bale Zone (Oromia Region) with a range of interventions including WASH, non-food items and disaster risk reduction (DRR). In Q4 2019, the project supported 3,074 IDPs in Oromia Region and 16,332 IDPs in Somali Region with household water purification under EUTF indicator 2.2 (these same 16,332 IDPs also benefited from a hygiene campaign under EUTF indicator 2.7), and improved access to basic services for 32,664 IDPs in Somali Region by constructing boreholes, latrines and a pipeline (EUTF indicator 2.9).

6.2.5. MIGRATION AND GOVERNANCE

Ethiopia is also an important country of origin for migration, with thousands of Ethiopians attempting irregular migratory routes every year, primarily to the Middle East via Yemen, to Europe via Sudan and Libya, and to South Africa via Kenya and Tanzania.

The 'Sustainable reintegration support to Ethiopia returnees from Europe' project (Sustainable Reintegration ARRA) aims to support the Administration for Refugee and Returnee Affairs (ARRA) in facilitating the sustainable socioeconomic reintegration of Ethiopian returnees into their communities of return. It also aims to enhance ARRA's organisational and technical capacity to implement their mandate on reintegration. Finally, it aims to support the establishment of a coordinated regional approach to sustainable reintegration mechanisms and frameworks, particularly in the five regions that receive the largest numbers of returnees (Oromia, Amhara, Tigray, SNNP and Somali Regions). As its name suggests, the project was initially intended to target Ethiopians returning from Europe, but its scope has since extended to reflect the large numbers of migrants returning from other migratory routes. Thus far, the project has supported 67 voluntary returns based on an admissions procedure agreed between EU Member States and the Ethiopian government (EUTF indicator 3.4), including emergency health services and provisional accommodation. It has also provided 53 returning migrants with reintegration assistance (EUTF indicator 3.5), mainly through livelihood skills training as well as legal and administrative support for setting up an income-generating activity.

In addition, the EU-IOM Joint Initiative (a Regional programme¹) has supported over 4,500 returnees with reintegration counselling or vulnerability assessment, close to 4,000 with psychosocial support, and nearly 2,000 with economic support for reintegration in Ethiopia. For example, the programme supported the return of nearly 1,500 Ethiopian migrants detained in Tanzania (likely on their way to South Africa) in late 2019.

6.2.6. ECONOMY AND EMPLOYMENT

Under its new leadership, Ethiopia has started to transition away from state monopolies and towards a market economy, as exemplified by the selling of stakes in key state-owned enterprises such as aviation (Ethiopian Airlines) and telecommunications (Ethio Telecom). This transition is still in its initial stages, and evidence of barriers to foreign investment and private competition remains, such as the sudden reversal of the government's decision to allow foreign companies to operate mobile money services in the country.

Nevertheless, the opening up of the economy to privatisation and thus to the development of a more competitive private sector represents an exciting opportunity for improving economic and employment opportunities in the country. For example, the EUTF-funded Ethiopia Job Compact aims to support government efforts to develop the private sector, promote investment and encourage decent work norms, and thereby to create more high-quality employment opportunities for Ethiopians and refugees.

¹ Regional projects are not included in the data analysis provided in country sections of the MLS reports.

Focus box 4: Ethiopia Job Compact, Ethiopia¹

In June 2019, the EU disbursed the full amount of the first fixed tranche (€10M) upon achievement of the contract's pre-condition, which was the adoption of the Refugee Proclamation by the Council of Ministers and transmission to the House of People Representatives.

Clear progress has been made regarding sector policy in terms of industrialisation, labour, and refugee-related issues. However, policy dialogue with government and development partners must continue on the basis of the agreed performance indicators in order to accelerate the improvement of the business and investment climate, particularly with regard to: i) investment promotion for industrial parks; ii) the improvement of labour conditions, with a special focus on reducing the 'working poor' rate in urban areas; and iii) the adoption and implementation of secondary legislation related to the new Refugee Proclamation on local integration, right to work, out of camp, and protection mechanisms.

The disbursement of the contract's second tranche is expected in the second quarter of 2020, pending the achievement of the agreed indicator targets, which for 2019 are:

- Indicator: National Public-Private Dialogues (PPD) with follow up. Target: 2
- Indicator: Adoption of 10-year Investment Promotion Strategy. Target: 1
- Indicator: Adoption of an Industrial Park Development Corporation Plan/ Strategy. Target: 1
- Indicator: Adoption of at least a working procedure or directive for refugees' right to work. Target: 1
- Indicator: New Labour Law adopted. Target: 1
- Indicator: Adoption of Ministry of Finance and Economic Cooperation Report on the cost of tax expenditure. Target: 1

The Ethiopian government's prioritisation of textiles, leather and agro-processing in its Growth and Transformation Plan II (due to the country's comparative advantage in relevant inputs and factors of production) is also reflected in EUTF job creation programming, with SINCE's TVET trainings for employment in all three abovementioned sectors (among others) and LISEC UNIDO's objective to improve efficiencies in the leather industry value chain.

Even before these reforms, Ethiopia was one of the world's fastest growing economies. However, much of this was driven by external borrowing by state-owned enterprises and infrastructure investment, a form of growth that will not yield a positive impact for most of the population unless effective reforms are implemented to make it sustainable and to create jobs. As it is, Ethiopia remains one of the world's poorest countries, with a 2019 Human Development Index ranking of 173 out of 189 countries², and a GDP per capita of just \$772 (USD)³. Widespread unemployment remains a persistent challenge and is especially pronounced for youths entering the job market at a rate of approximately two million per year.⁴

Women are also disproportionately affected by unemployment and underemployment, with fewer economic opportunities compounded by an inequitable distribution of unpaid domestic work and childcare that often causes girls to drop out of school. For these reasons, most EUTF-funded job creation interventions explicitly target women and youths – thus far, 57% of jobs created (EUTF indicator 1.1) were created for women and at least 38%⁵ were created for youths.

EUTF-funded projects have created 16,166 jobs in Ethiopia to date, more than half (8,503) of which were created in 2019. 2,622 jobs were created in Q4 2019, representing the second-largest output of

¹ Due to its nature as a budget support operation, the Ethiopia Job Compact does not provide data to the MLS.

² UNDP, Human Development Index Rankings 2019. Somalia is not included in the rankings.

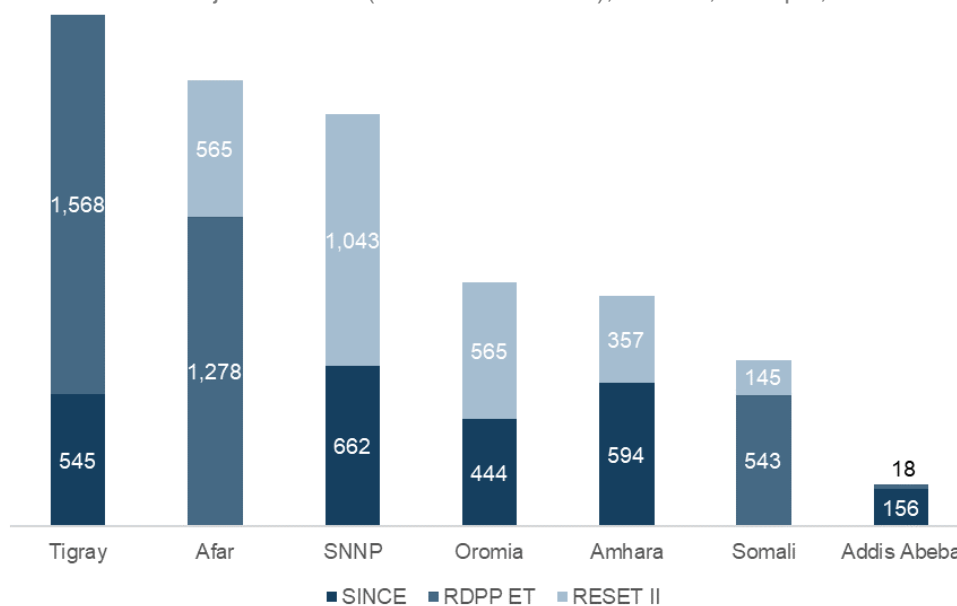
³ World Bank data, 2018.

⁴ World Bank Group, 'Can Ethiopia create 2 million jobs every year?', 4 September 2018.

⁵ 59% of job creation beneficiaries to date are of unspecified age.

any quarter to date (the largest being in Q3 2018 with 2,916 jobs). Job creation outputs (EUTF indicator 1.1) have thus far been reported by four RDPP projects, all RESET II projects, SINCE and ARRA. 9,210 of the jobs created to date, or 57%, fall under the category of self-employment, and primarily include beneficiaries supported to launch their own business or income generating activity. 3,195 (20%) are permanent or long-term jobs, of which 2,640 (83%) are attributable to SINCE. A further 2,329 jobs (14%) have been created through support to MSMEs, and 1,432 jobs (9%) have been created through cash for work¹, mainly related to the construction of water systems and latrines as well as land rehabilitation works.

Figure 22: Number of jobs created (EUTF indicator 1.1), in 2019, Ethiopia, December 2019



SINCE reported the largest number of jobs created in 2019², with 2,401 jobs reported across SNNP Region (28% of the total output), Amhara (25%), Tigray (23%), Oromia (18%) and Addis Abeba (6%). This represents more than a fivefold increase in the project's reported job creation outputs compared to 2018, when it reported 458 jobs created. 77% of the job creation beneficiaries reported by SINCE in 2019 were vulnerable non-displaced and 21% were returnees (with the remaining 2% being of unspecified status). The SNNP component of the project reported the highest proportion of returnees supported in 2019 (36% of all returnees, or 238). Overall, 60% of job creation beneficiaries reported by SINCE in 2019 were female, and 99% were youths.

¹ Jobs created through cash for work are calculated on the basis that a created job is equivalent to 230 days of work.

² At the project level. At the programme level, RDPP and RESET II projects collectively reported more.

Focus box 5: SINCE project beneficiary story, Ethiopia

Ayisha Hussen is 21 years old and lives with her family in Dobo Kebele (Silt'e Zone, SNNP Region). After receiving low marks on her Grade 10 national examinations, she was left with no opportunities for further education or employment for almost a year.

However, after being selected as a SINCE beneficiary by the steering committee members in her kebele (village), she became the only woman to study field construction at the Worabe TVET College. She completed her training in four months and has gone on to secure employment at a construction company for a daily wage of 90 birr (approximately €2.50). Ayisha now serves as an example of what is possible for women in male-dominated fields. She continues to enjoy learning new skills related to masonry and construction finishing work.



Figure 23: Ayisha Hussen at work, Ethiopia.
Photo: SINCE

6.2.7. ACCESS TO SERVICES

Ethiopia has witnessed significant improvements in access to social services in recent years, with access to universal primary education and health services coverage at virtually 100%, and access to potable water at 65%.¹ However, improving the often low quality of these services remains a challenge, and the high population growth rate exerts continual pressure on service delivery. The RESET II, RESET Plus and RDPP programmes aim to improve access to social services, as well as the quality of those services, as part of their broader objectives of resilience building (RESET) and sustainable development solutions for refugees and host communities (RDPP).

707,256 basic services have been delivered in Ethiopia by EUTF-funded projects. RDPP has mainly contributed to this indicator (EUTF indicator 2.2) through distributions of solar lanterns (38,733), school materials (22,180) and efficient cookstoves (12,347), as well as psychosocial support (4,094), teaching assistance (3,912) and payment of tuition fees (1,001). RDPP NRC has contributed particularly large outputs in Liben Zone, Somali Region, with 36,192 people receiving solar lanterns, 18,279 students receiving school materials, 10,005 people receiving energy efficient cookstoves, and 220 students granted a scholarship for tertiary education.

RESET II outputs to date have largely targeted health and water services. 96,475 people have benefited from household water purification interventions such as water purifying installations and distributions of water filters and water treatment chemicals. A further 343,415 people have benefited from medical treatment, including deworming, treatment for malaria and tuberculosis, and sexual and reproductive health services such as long-term contraceptives. RESET II has also vaccinated 172,584 children and pregnant and lactating women against measles, tetanus, and other vaccine-preventable diseases. Low vaccination rates, among other factors, contribute to Ethiopia's vulnerability to frequent epidemic outbreaks and other poor health outcomes.²

¹ UNDP, 'Ethiopia's progress towards eradicating poverty', 18 April 2018.

² UNICEF, 'More than 870,000 children in Ethiopia miss out on lifesaving measles, diphtheria and tetanus vaccines in 2018', 19 July 2019.

EUTF-funded projects in Ethiopia have also trained 30,039 professional and volunteer staff to improve the quality of service delivery (EUTF indicator 2.8), including 16,204 health and nutrition service providers, 4,092 WASH service staff and 3,166 agricultural and veterinary staff.

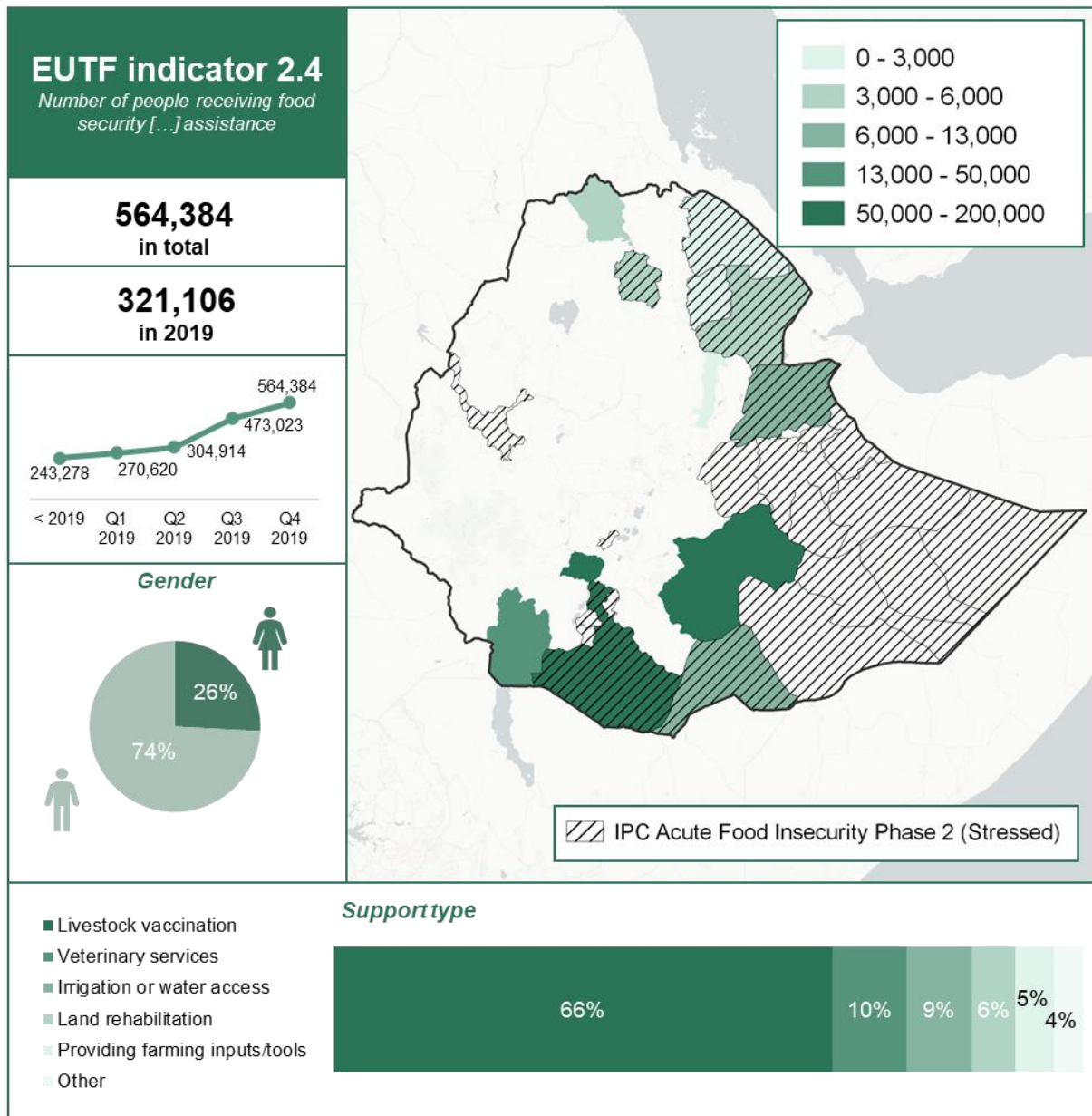
6.2.8. ENVIRONMENT AND FOOD SECURITY

October 2019 was one of the wettest months in Ethiopia's recorded history, causing floods that displaced more than 200,000 people in Afar, Oromia, SNNP and Somali Regions. The unusually heavy rains also allowed for an accelerated reproduction of desert locusts that has led to the worst locust outbreak in the region in recent history, devastating grazing land and crops. Increased conflict has exacerbated the impact of enduring environmental challenges such as drought, flooding and pests, by disrupting cyclical livelihood activities, obstructing access to land at key moments in the agricultural calendar, and contributing to the loss of valuable seeds and tools. As a result, food insecurity and chronic malnutrition among under-five-year-olds remain persistent challenges.

As part of its resilience-building initiative, the RESET II programme incorporates DRR and climate-adapted agriculture interventions (such as local DRR planning and distributing drought-resistant agricultural inputs) across all its projects. RDPP DCA has also implemented several food security interventions including livestock distributions and veterinary services. The recently signed 'Decentralisation of Disaster Risk Management in Ethiopia' programme, which has yet to begin implementing and reporting outputs, also aims to support both vulnerable communities and regional and local authorities to manage and adapt to disasters and other risks. It aims to achieve this in part by investing in preventive interventions such as land rehabilitation, water conservation and conflict resolution mechanisms, as well as in early response measures such as emergency water delivery and gap-filling for basic services.

Thus far, 564,384 people have benefited from food security assistance (EUTF indicator 2.4) thanks to EUTF-funded projects in Ethiopia. To calculate this total output, the MLS often only counts livestock vaccination beneficiaries to avoid double counting, as many food security beneficiaries benefit from multiple food security interventions and livestock vaccinations tend to benefit the largest number of people. To provide a more accurate picture of beneficiaries reached by different types of interventions, while taking into consideration that some of the following people were included in multiple interventions, 451,772 livestock owners have benefited from livestock vaccinations, which are attributed to RESET II CARE (196,802), RESET II DCA (195,278), RESET II SC (46,100), RESET II Cordaid (7,750) and RESET II Oxfam (5,842). In descending order of beneficiaries reached, other interventions include veterinary services excluding vaccinations (66,836 beneficiaries, 54% of whom can be credited to RESET II REAL iDE), improved irrigation or water access (58,716 beneficiaries, to which RESET II Vita has contributed 41%), land rehabilitation (39,714 beneficiaries, of which 94% is attributable to RESET II CARE), distribution of farming inputs and tools (35,179 beneficiaries, of whom 45% can again be attributed to RESET II REAL iDE), trainings on improved agricultural practices (9,590) and distribution of livestock (8,347 beneficiaries, to which all RESET II projects have contributed along with RDPP DCA).

Figure 24: Number of people receiving food security [...] assistance (EUTF indicator 2.4), Ethiopia, December 2019^{1,2}



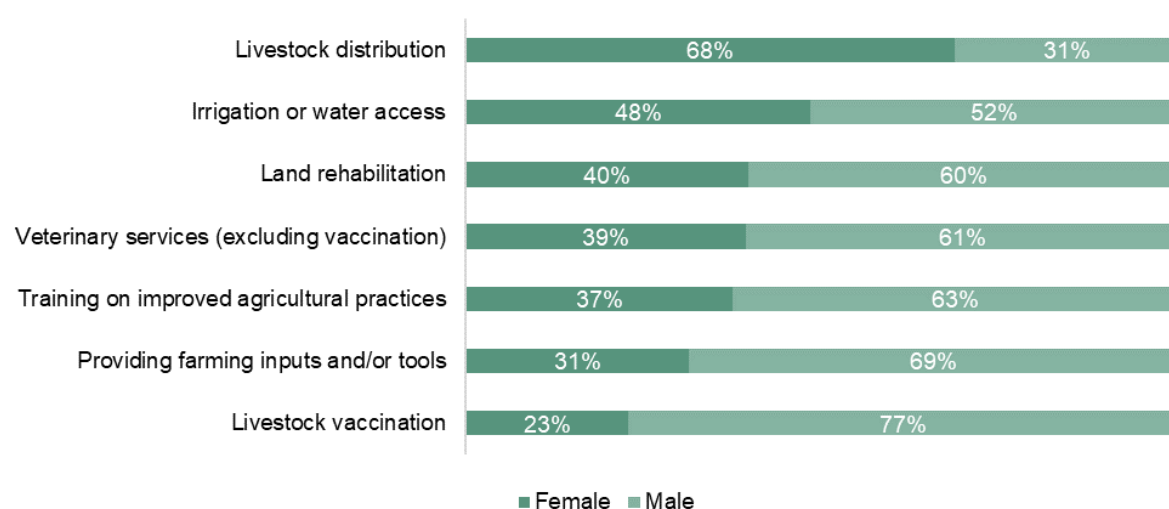
As observed in previous reports, there is a significant discrepancy between male and female beneficiaries of food security assistance, as 74% of beneficiaries reported to date are men. This discrepancy is particularly pronounced for livestock vaccinations, veterinary services, and distributions of farming inputs and tools. This is likely because men are usually the owners of assets such as land and livestock in Ethiopia. Another related factor could be that only direct beneficiaries of assistance are included under this indicator, which may lead to more men (who are more likely to be the head of household) being counted. This is particularly the case for livestock vaccinations, where households are more likely to be counted than individual beneficiaries. Interestingly, livestock distributions have benefited considerably more women than men, perhaps because this can also be considered a

¹ FEWSNET data used for the IPC Food Insecurity Phase information displayed on the map. It shows the average classification for the whole of 2019.

² Data for the support type graph has not been adjusted to compensate for the same beneficiary benefiting from multiple interventions, in order to more accurately reflect the beneficiary reach of interventions implemented by projects the portfolio.

livelihoods intervention (which, as noted in the ‘Economy’ section, often target women and youths in Ethiopia), and also because small ruminants (which represent the majority of the livestock distributed) tend to be owned by women.

Figure 25: Number of people receiving food security [...] assistance (EUTF indicator 2.4), Ethiopia, December 2019^{1,2}



6.2.9. EUTF PROJECTS IN THE REPORT – ETHIOPIA

Table 9: Ethiopia projects implementing and with data to report, December 2019

Programme Name	EUTF ID	Project Name	Lead IP	EUTF Budget
Regional Development and Protection Program (RDPP)	T05-EUTF-HOA-ET-15-01	Regional Development and Protection Programme in Ethiopia-Shire Area (RDPP ET IRC)	IRC	€8,500,000
	T05-EUTF-HOA-ET-15-02	Regional Development and Protection Programme in Ethiopia-Dollo Ado Area (RDPP ET NRC)	NRC	€8,000,000
	T05-EUTF-HOA-ET-15-03	Regional Development and Protection Programme in Ethiopia-Jigjiga Area (RDPP ET SC)	Save the Children	€5,300,000
	T05-EUTF-HOA-ET-15-04	Regional Development and Protection Programme in Ethiopia-Bahrale and Aysaita Areas (RDPP ET DCA)	DCA	€4,000,000
	T05-EUTF-HOA-ET-15-05	Regional Development and Protection Programme in Ethiopia in Urban Areas of Addis Ababa and Shire (RDPP ET Plan)	Plan International	€3,500,000
Resilience Building and Creation of Economic Opportunities in Ethiopia (RESET II)	T05-EUTF-HOA-ET-01-01	<i>Integrated multi-sector approach to improve the resilience of vulnerable communities in Wag Himra Zone, Amhara region, Ethiopia (RESET II ACF)</i>	ACF	€6,000,000 (Q4 2019 data not in report)
	T05-EUTF-HOA-ET-01-02	Resilient Economy and Livelihoods - REAL (RESET II REAL iDE)	iDE UK	€4,949,244
	T05-EUTF-HOA-ET-01-03	Building resilience and creation of economic opportunities in Liben cluster under RESET II (RESET II Cordaid)	Cordaid	€4,252,073
	T05-EUTF-HOA-ET-01-04	Promoting Resilient Livelihoods in Borana (RESET II CARE)	CARE	€5,940,000
	T05-EUTF-HOA-ET-01-05	Increasing Resilience and Economic Opportunities in Drought Prone Areas of Bale Zone (RESET II DCA)	DCA	€5,500,000
	T05-EUTF-HOA-ET-01-06	Resilience Building for Sustainable Livelihoods & Transformation in South Omo cluster (RESET II Vita)	Vita	€4,230,000

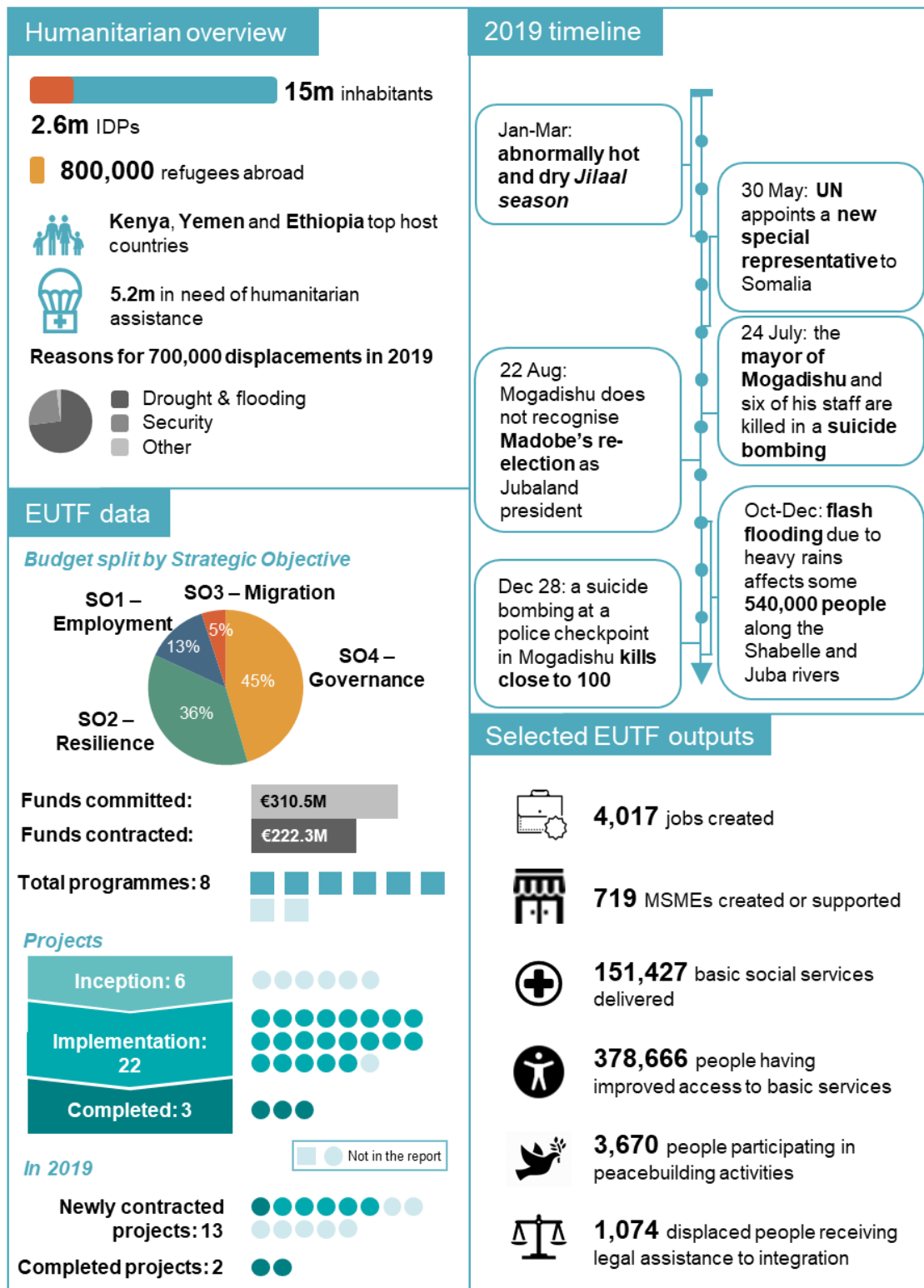
¹ When values do not add up to 100%, the remaining beneficiaries are of unspecified gender.

² Data for this graph has not been adjusted to compensate for the same beneficiary benefiting from multiple interventions, in order to more accurately reflect the gender distribution of interventions implemented by projects the portfolio.

	T05-EUTF-HOA-ET-01-07	Improving Livelihoods and Building Resilience in Afar Regional State (RESET II SC)	Save the Children	€7,000,000
	T05-EUTF-HOA-ET-01-08	Resilience Building and Creation of Economic Opportunities in Ethiopia (RESET II Oxfam)	Oxfam	€5,580,000
	T05-EUTF-HOA-ET-01-09	RESET II - Innovation in water development Borena Zone Oromia Regional State (RESET II Water)	CARE	€1,362,000
	T05-EUTF-HOA-ET-01-11	Resilience building and creation of economic opportunities in Ethiopia (RESET II): Crisis Modifier Fund (RESET II Crisis Modifier Fund)	IRC	€2,300,000 (new in Q4 2019 report)
Building Resilience to Impacts of El Niño through Integrated Complementary Actions to the EU Resilience Building Programme in Ethiopia (RESET Plus)	T05-EUTF-HOA-ET-24-01	Improving access to safely managed water supply in the Resilience Building program for Ethiopia (RESET II) Woredas (RESET Plus UNICEF)	UNICEF	€4,854,149
	T05-EUTF-HoA-ET-24-02	Family planning for resilience building amongst youth and women in drought-prone and chronically food insecure regions of Ethiopia (RESET Plus Amref)	Amref	€4,000,000
	T05-EUTF-HOA-ET-24-03	Youth empowerment for successful transitions to decent work in Amhara and Somali regions of Ethiopia (RESET Plus SC)	Save the Children	€5,000,000
Stemming Irregular Migration in Northern & Central Ethiopia (SINCE)	T05-EUTF-HOA-ET-02-01	Stemming Irregular Migration in Northern & Central Ethiopia (SINCE)	Embassy of Italy in Addis Ababa	€19,845,000
Sustainable Reintegration Support to Ethiopian Returnees from Europe	T05-EUTF-HOA-ET-52-01	Sustainable Reintegration Support to Ethiopian returnees from Europe (Sustainable Reinteg. ARRA)	ARRA	€15,000,000
Shire Alliance	T05-EUTF-HOA-ET-51-01	Shire Alliance: Energy access for host communities and refugees in Ethiopia (<i>Alianza Shire</i>)	AECID	€3,050,000
Stimulating economic opportunities and job creation for refugees and host communities in Ethiopia in support of the Comprehensive Refugee Response Framework (CRRF) in Ethiopia	T05-EUTF-HOA-ET-40-01	Capacity building and technical assistance to CRRF structure and Ethiopian government institutions (CRRF ET UNHCR)	UNHCR	€4,200,000
	T05-EUTF-HOA-ET-40-02	Strengthened Socio-Economic Development and Better Employment Opportunities for Refugees and Host Communities in the Jigjiga Area (CRRF ET Job Creation)	Mercy Corps	€10,000,000 (new in Q4 2019 report)

6.3. SOMALIA

Figure 26: Somalia key facts and figures, December 2019^{1,2,3}



¹ The EUTF funding data is valid as of March 2020.

² World Bank population data, 2018;

UNHCR, 'Somalia 2019 Factsheet', 2019;

UNOCHA, '2020 Somalia Humanitarian Needs Overview', December 2020.

³ The pie chart on budget split by SO excludes 1% dedicated to cross-cutting issues.

6.3.1. SOMALIA IN 2019

Somalia is one of the most challenging contexts, worldwide, for development actors to operate in. The country is plagued by political tensions, security issues and displacement of people within and outside the country. Somalia's precarious dynamics are also a major destabilising factor for the whole East Africa region. On the other hand, a range of improvements witnessed in recent years are uncovering Somalia's potential in terms of natural resources and trade opportunities, combined with a young and tech friendly population. For these reasons, the country is experiencing increased attention and foreign investment, particularly from Middle Eastern countries.

Since coming to power in February 2017, President Farmaajo's government has been particularly active in engaging with communities across Somalia to strengthen the presence and legitimacy of the Federal administration. The Galmudug reconciliation conference, held in September 2019, is an example of such efforts. In addition, it could be argued that President Farmaajo and Prime Minister Khaire have played a significant role in bringing the country's issues to increased international attention. Over the past few years, support from foreign donors and development partners has been crucial in helping the country to address its many internal emergencies. Interventions include, among others, delivery of basic services, creation of livelihood opportunities and strengthening of the security sector. Somalia is also receiving support in paving its path towards the achievement of minimum international standards for matters concerning democracy, financial management and formalisation of key economic sectors.¹ Among the most notable achievements in this regard is the IMF and World Bank's announcement of Somalia's eligibility for debt relief measures in early 2020.²

At the institutional level, the country still suffers from a profound lack of clarity on legislation and an inconclusive constitutional review process. The central government in Mogadishu has limited control over the rest of the country, and continues to clash with state administrations over attributions of power. Two key states, South West State and Jubaland, held elections respectively in December 2018 and August 2019.³ Tensions between Jubaland and Mogadishu became particularly fraught after President Farmaajo refused to acknowledge the re-election of incumbent Jubaland President Madobe, calling the process unconstitutional. A victory for Madobe, whose position is considered to be closely allied to Kenya, also implies increased influence from Nairobi over the strategically located region and the port of its capital city, Kismayo. Throughout 2019, Somalia also clashed with Kenya in a series of diplomatic incidents over a long-standing maritime border dispute, for which the judgment of the International Court of Justice is still pending.

Looking forward, the government plans to hold the first 'one person, one vote' election in over 50 years in late 2020/early 2021. However, the security situation, uncertainty regarding the electoral model and the emergence of the Covid-19 crisis mean it is unlikely that the voting will take place within the scheduled timeframe.

6.3.2. SOMALIA AND THE EUTF

The EUTF provides support in Somalia through a diversified portfolio of interventions tackling the different challenges that the country is facing on its way to recovery. The main intervention of the first two years of the EUTF's rollout in the country has been the RE-INTEG programme, which is implemented across most of Somalia. The programme focuses on strengthening the resilience of communities by providing and improving access to basic services, offering reintegration assistance for returnees and IDPs, building institutional capacity on migration and sensitising communities and relevant authorities and actors on the concept of durable solutions. Other programmes such as RESTORE and RESTORE 2 are continuing these efforts with a strengthened focus on food security-related issues in northern Somalia. The EUTF is also supporting other types of interventions, such as

¹ The East African, 'Will Farmaajo break the one-term presidency jinx?', 5 October 2019.

² Voice of Africa News, 'Somalia Eligible for Debt Relief', 14 February 2020.

³ Africa News, 'Somalia's controversial Jubaland polls: Incumbent wins re-election', 22 August 2019.

rehabilitating the role of the state and the rule of law as well as strengthening the capacity and professionalism of security forces.

6.3.3. SOMALIA PROJECTS AND THE EUTF COMMON OUTPUT INDICATORS

The following table presents an overview of the results achieved so far by the EUTF portfolio in Somalia.

Table 10: EUTF common output indicators for Somalia, December 2019¹

EUTF Indicator	< 2019	2019 (Q4 2019)	Total
1.1 Number of jobs created	2,776	1,241 (433)	4,017
1.2 Number of MSMEs created or supported	301	418 (166)	719
1.3 Number of people assisted to develop income-generating activities	5,551	4,853 (2,781)	10,404
1.4 Number of people benefiting from professional training (TVET) [...]	1,297	690 (216)	1,987
1.5 Number of job placements facilitated and/or supported	1,331	562 (0)	1,893
1.6 Number of [...] business infrastructures constructed [...]	3	0	3
2.1 bis Number of social infrastructures built or rehabilitated	156	114 (33)	270
2.2 Number of basic social services delivered	93,227	58,200 (6,472)	151,427
2.3 Number of people receiving nutrition assistance	203	2,956 (360)	3,159
2.4 Number of people receiving food security [...] assistance	975	1,447 (153)	2,422
2.5 Number of local governments [...] that adopt disaster risk reduction strategies	28	0	28
2.6 Hectares of land benefiting from improved agricultural management	0	1 (0)	1
2.7 Number of people reached by campaigns on resilience-building practices [...]	79,783	50,011 (11,628)	129,794
2.8 Number of staff [trained] to strengthen service delivery	2,084	1,464 (309)	3,548
2.9 Number of people having access to [...] basic services	249,539	129,127 (10,594)	378,666
3.2 Number of migrants in transit [...] assisted	36,970	0	36,970
3.3 Number of migrants [...] reached by information campaigns [...]	3,453	1,434 (0)	4,887
3.4 Number of [...] returns or [...] repatriations supported	3,955	0	3,955
3.5 Number of returning migrants benefiting from reintegration assistance	27,631	356 (149)	27,987
3.6 Number of institutions [...] strengthened on protection / migration management	28	0	28
3.7 Number of individuals trained on migration management	201	0	201
3.8 Number of refugees [...] receiving legal assistance to support their integration	761	313 (17)	1,074
4.1 Number of border stations supported to strengthen border control	2	0	2
4.2 Number of staff [...] trained on security, [...] etc.	1,662	1,685 (691)	3,347
4.2 bis Number of institutions and non-state actors [...], conflict prevention, protection and human rights	79	256 (15)	335
4.3 Number of people participating in conflict prevention / peacebuilding activities	2,381	1,289 (74)	3,670
4.6 Number of laws, strategies, [...] developed and/or directly supported	63	51 (44)	114
5.1 Number of multi-stakeholder groups [...] gathering	55	23 (23)	78
5.2 Number of planning, [...] set up [...]	52	14 (0)	66
5.3 Number of field studies, surveys and other research conducted	10	18 (9)	28

6.3.4. FORCED DISPLACEMENT

The lack of basic services, the fragility of the security situation, environmental conditions and poor livelihood opportunities, especially for the youth, are key drivers of displacement and internal migration in Somalia. These same emergencies also affect a considerable portion of the currently nondisplaced

¹ Differences from previous reports are largely due to IP data corrections and are further explained in the errata section.

population, which can therefore be considered at risk of migrating. For these reasons, IDP and host community needs are often addressed jointly.

Out of a population of 15 million,¹ 5.2 million individuals in Somalia (including 1.7 million IDPs) were identified as people in need by UNOCHA as of the end of 2019.² This represents an increase of one million compared to the same figure estimated a year earlier, and amounts to around one third of the country's population. Needs evaluated by UNOCHA's assessment include camp management, education, food security, health, nutrition, protection, shelter and WASH.

As of the end of 2019, the total number of IDPs in Somalia was 2.6 million (around one in six Somalis), spread across approximately 2,000 IDP sites. In 2019 alone, a total of 770,000 new internal displacements were recorded.³

RE-INTEG is the EUTF's main response to displacement in Somalia. The programme, whose funding amounts to a total of €50M, is active across the country in some of the key urban areas that host IDPs as well as areas with populations at risk of displacement.

The programme is mainly structured through consortia, each led by a different partner, but all operating with a mix of approaches that enable IPs to deliver multi-sectoral and adequate solutions to their locations of intervention, with what is known as an area-based approach. In addition to the consortia, the programme supports other cross-cutting interventions, such as the RE-INTEG IDLO project, which focuses on supporting the government in developing and enacting a legal framework on the return and reintegration of displaced people. The project is discussed in more detail in the migration governance section.

The overall aim of the intervention is to support the sustainable and durable reintegration of refugees, returnees and IDPs, together with their host communities in Somalia. RE-INTEG has successfully delivered relief to address some of the most urgent needs, such as access to basic services and protection frameworks. Furthermore, RE-INTEG projects have provided extensive livelihood opportunities, which are crucial to ensuring longer lasting support to beneficiaries and to help anchor populations, and particularly the youth. Lastly, the project also focused on improving knowledge and awareness of durable solutions measures, particularly among government authorities. According to DRC's definition of Durable Solutions, they are intended as 'solutions that enable refugees or IDPs to secure the political, legal and social conditions to maintain life, livelihood and dignity'. Durable solutions are therefore achieved when displaced persons no longer have protection needs or require specific assistance due to their displacement, and they can enjoy their rights without discrimination on account of their status. In this regard, the RE-INTEG mid-term review conducted at the end of 2019 highlighted that the programme has successfully engaged the Federal Government of Somalia and the states in ensuring the sustainability of most durable solutions measures initiated by the programme.

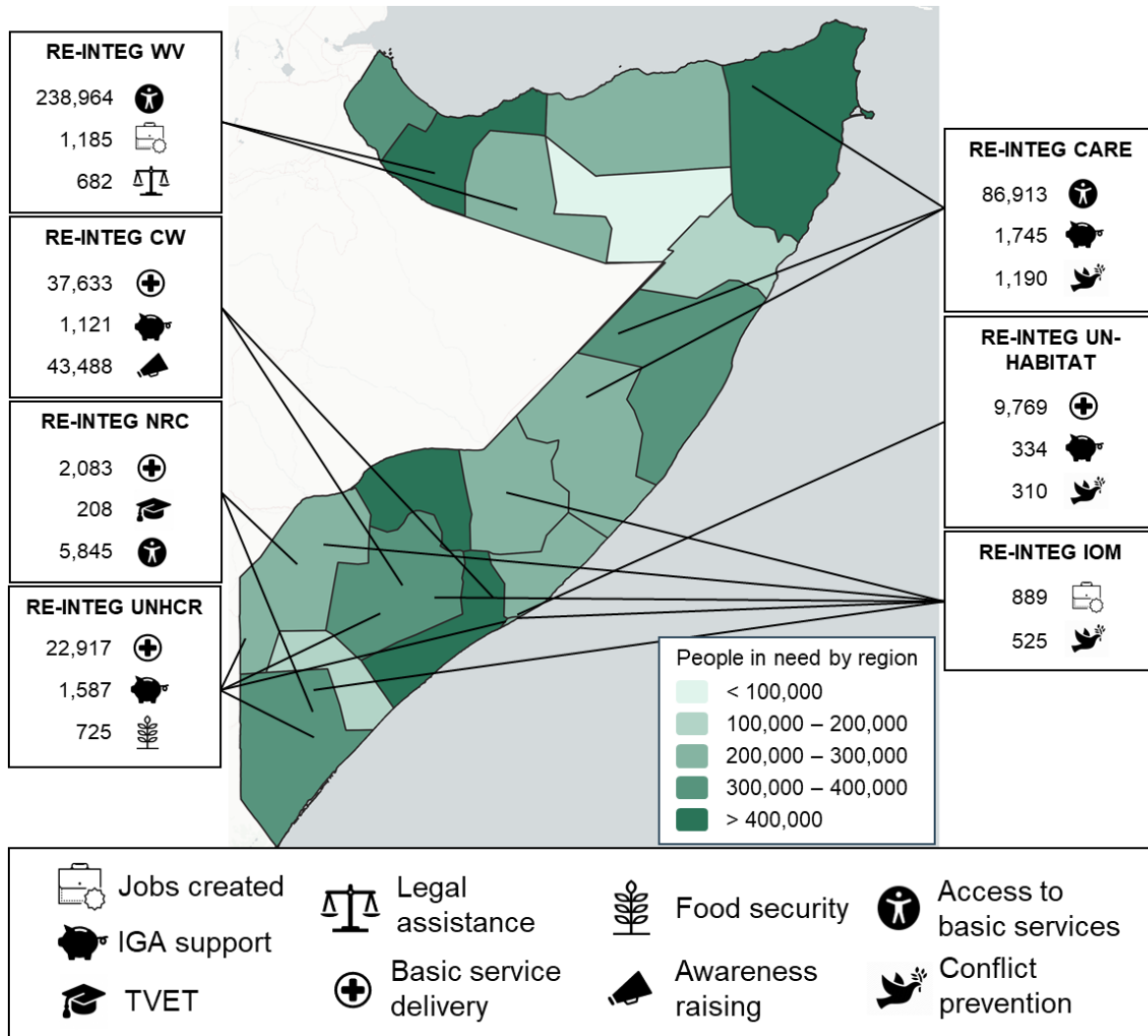
The below map shows the regions of intervention of the RE-INTEG consortia, overlapped with the number of people in Somalia identified by UNOCHA as being in need as of the end of 2019. Key results by consortia are shown in the callout boxes. Due to the institutional nature of the intervention, the RE-INTEG IDLO project is not shown on the map.

¹ World Bank, 2018.

² UNOCHA, '2020 Somalia Humanitarian Needs Overview', December 2019.

³ UNHCR, 'December 2019 Somalia Factsheet', January 2020.

Figure 27: Summary of key achievements of RE-INTEG projects compared to people in need as of the end of 2019, Somalia^{1,2}



6.3.5. LIVELIHOOD AND EMPLOYMENT

Given the country’s extremely young population (73% below 30), with little to no access to any source of revenue, offering livelihood opportunities is key to ensuring sustainable development in Somalia. In addition, improving employment possibilities has the twofold effect of ensuring a longer lasting impact by providing beneficiaries with a source of income that goes beyond the life of the project, and by anchoring a population to an area, thus reducing the likelihood that they will be displaced (again) in the near future.

EUTF programmes in Somalia have generated a total of 4,017 jobs, including 1,241 in 2019 alone. Cash for work and support to IGAs have been the two main means of job creation for projects. Cash for work activities have created the equivalent of 1,606 jobs,³ while successful IGA interventions have helped 1,197 people find employment, particularly by improving access to funding to start small businesses and providing trainings. It is also worth mentioning that 2019 saw a sharp decrease in cash for work activities (only the equivalent of 165 jobs in 2019), while jobs from successful IGA support

¹ All achievements by project refer to numbers of beneficiaries.

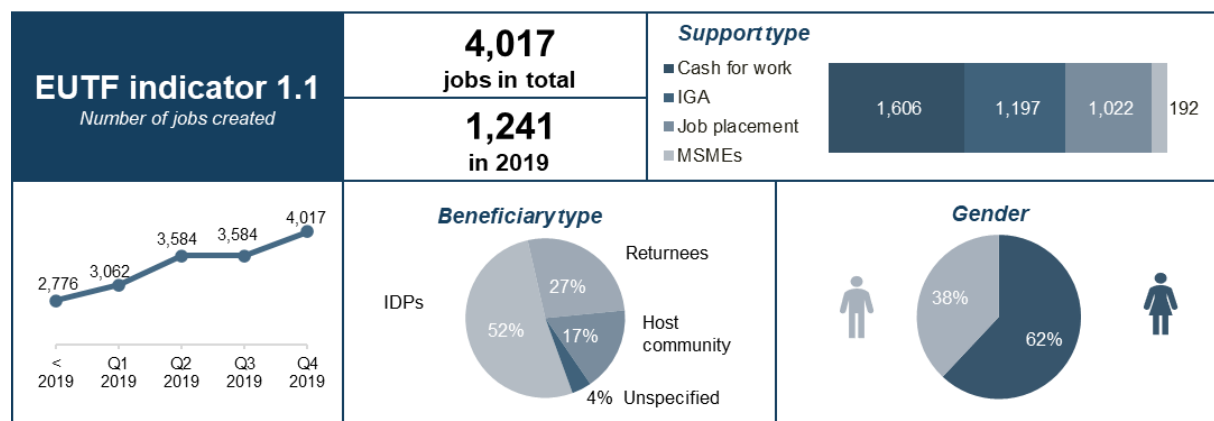
² The outputs do not represent the entirety of the achievement of a project, but only a selection of EUTF indicators.

³ Jobs created through cash for work are calculated on the basis that a created job is equivalent to 230 days of work. It should be noted that while cash for work plays an important role in improving access to basic services and injecting cash into the affected community, it has limited potential for sustainable economic improvement.

increased (772), thanks to many beneficiaries developing businesses with the assistance received, particularly from RE-INTEG WV.

RE-INTEG contributed to some 96% of the total achievement, with the remaining jobs coming from activities implemented by RESTORE NRC and RESTORE 2 WV.

Figure 28: Number of jobs created (EUTF indicator 1.1), Somalia, December 2019



6.3.6. ACCESS TO BASIC SERVICES

Access to basic services for IDPs as well as rural and urban dwellers remains a key challenge in Somalia. The data available indicates that 23% of the non-displaced population of Somalia and 35% of IDPs do not have access to a health care facility as of 2019.¹ Schooling levels are also poor: a 2018 Joint Multi-Cluster Needs Assessment for Somalia suggests that, of around 4.5 million school aged children, only 35% of girls and 41% of boys are enrolled in education facilities, with particularly low enrolment rates observed in southern Somalia and Mogadishu.²

As of the end of 2019, EUTF-funded interventions have provided a total of 151,427 basic services in Somalia (EUTF indicator 2.2), almost entirely through the RE-INTEG programme. Of these, 58,200 were provided in 2019 alone. Most of the services provided (117,960) were health-related, while 23,560 consisted in payment of tuition fees for children and provision of schooling material, and the remaining 9,907 were related to protection, legal assistance and housing. Almost half (46%) of the total beneficiaries are IDPs, while projects also targeted some host community members and returnees (22% and 17% respectively).³ Most of the returnees were reached by the RE-INTEG UNHCR project, which supported returning Somalis from Kenya with schooling for children and housing in the cities of Kismayo, Baidoa and Mogadishu in 2018.

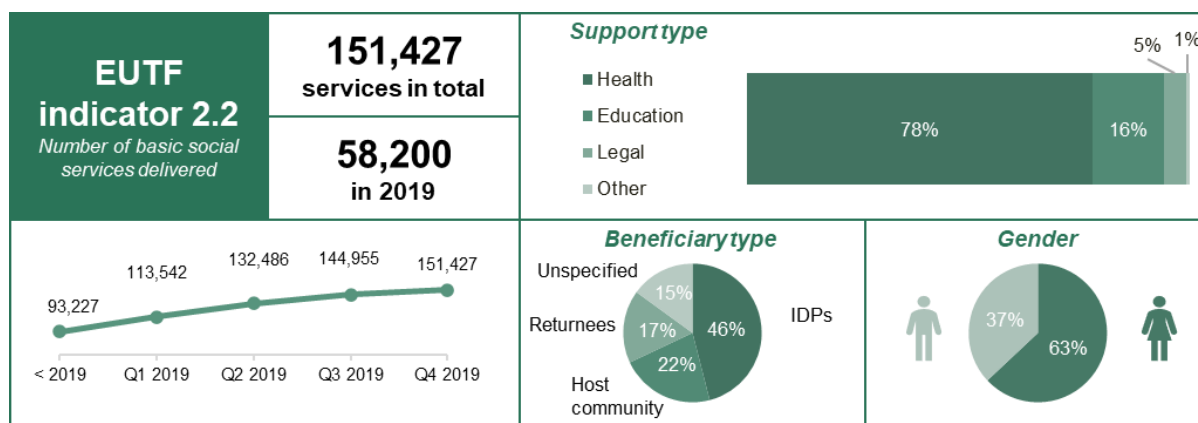
In addition to beneficiaries receiving direct basic services through EUTF-funded activities, more people in Somalia benefited from improved access to basic services (EUTF indicator 2.9) thanks to the rehabilitation and construction of facilities and the capacity building of service providers. An estimated 378,666 beneficiaries have improved access to basic services across the country thanks to EUTF activities so far, including 129,127 in 2019 alone. 92% of the total achievement is related to rehabilitation, equipment and construction of health facilities, while other results relate to the provision of education, water and legal services. Up to the end of 2018, RE-INTEG represented the EUTF's only contribution to improving access to basic services in Somalia. In 2019, EUTF-funded projects also improved access to justice for 10,157 individuals with the creation of alternative dispute resolution centres and mobile courts through EUTF support to the UN Multi-Partner Trust Fund (UNMPTF) Joint Justice Programme.

¹ UNOCHA, '2020 Somalia Humanitarian Needs Overview', December 2019.

² UNOCHA, USAID, EU, 'Somalia Joint Multi-Cluster Needs Assessment', September 2018.

³ The status of 15% of the beneficiaries is unspecified.

Figure 29: Number of basic social services delivered (EUTF indicator 2.2), Somalia, December 2019¹



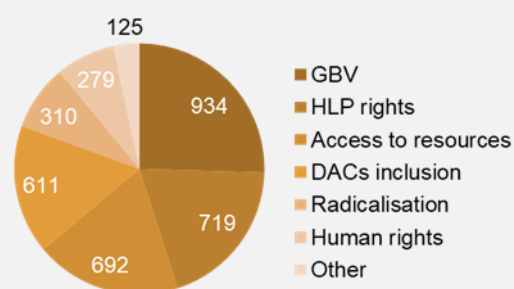
Focus box 6: Forced evictions and collaborative dispute resolution, Somalia

Between January and October 2019, 220,000 evictions took place in Somalia (compared to 313,964 in the whole of 2018), of which 139,000 occurred in Mogadishu alone. Evictions not only represent a major threat for IDPs, but also pose an additional challenge to the planning and rollout of humanitarian interventions. Housing, land and property (HLP) are therefore considered a key component of durable solutions programming.² Evidence suggests that around 85% of all IDP sites in Somalia are informal settlements on private land and about 74% of them are in urban areas.³

Three RE-INTEG consortia, led respectively by Concern Worldwide, NRC and World Vision, have implemented awareness raising activities (EUTF indicator 2.7) on topics related to housing, land and property rights involving 1,230 IDPs (in addition to 556 members of host communities, 85 returnees and 64 unspecified). It is also worth mentioning that activities carried out by projects in many cases do more than simply raising awareness, and include legal aid support and protection services, specialised counselling, legal trainings, and relocation services.

Evictions and land property feature among the main sources of civil disputes. To tackle conflicts arising from these and other sources, EUTF projects in Somalia are active in training beneficiaries and relevant state authorities on approaches and skills related to conflict prevention and mitigation. A total of 3,670 beneficiaries, including 1,293 IDPs and 801 host community members, participated in such trainings (EUTF indicator 4.3), mostly through RE-INTEG projects, as well as through RESTORE NRC and the UNOPS Joint Police Programme.

Figure 30: Number of people participating in conflict prevention / peacebuilding activities (EUTF indicator 4.3), Somalia, December 2019⁴



¹ The 'other' category in support type refers to housing and protection.

² ReDSS, Protecting housing, land and property rights for displacement-affected communities, a case study from the Jubaland Solutions Consortium.

³ CCCM Cluster, CCCM Detailed Site Assessment, June 2018.

⁴ DACs stands for displacement affected communities.

6.3.7. CLIMATE AND FOOD SECURITY

Livestock and agriculture are critical in a country where over half of the population lives in rural areas.¹ Hot temperatures and unpredictable rain patterns therefore remain a key variable for food security among the local population, as well as being key drivers of displacement. UNHCR reports that 54% of the 770,000 displacements in 2019 were triggered by flooding, while an additional 19% were drought-related. This is not surprising, considering 2019 was characterised by particularly harsh weather conditions in Somalia. In the first part of the year, the country witnessed an extremely hot and dry *Jilaa* season, following which *Gu* rains only brought partial relief, with erratic and below average rainfall.² Consistent *Deyr* rains between October and December 2019 made water sources available but also created conditions for flash flooding. Floods during this period affected hundreds of thousands of people, especially along the Jubba and Shebelle rivers in South and Central Somalia in the last quarter of the year.³ Wet conditions in the last three months of the year also contributed to a widespread locust invasion which poses an additional challenge to food security in the country. On top of this, the country is still partly recovering from the 2016-2017 drought.

The RE-INTEG, RESTORE and RESTORE 2 programmes are providing food security assistance and trainings to affected and at-risk populations across Somalia. A total of 2,422 beneficiaries have been reached by food security-related activities (1,447 in 2019 – EUTF indicator 2.4), including 638 IDPs, 435 returnees and 192 host community members.⁴ The vast majority of beneficiaries have been reached by distributions of agricultural, livestock or fishing inputs. While food security is not one of RE-INTEG's priorities, the programme has delivered significant results in this field with 1,265 beneficiaries reached across its different areas of intervention. RESTORE NRC alone can be credited with reaching 1,107 beneficiaries with the distribution of agricultural inputs such as seeds and hand tools, as well as trainings on crop and rangeland management, in the northern states of Puntland and Somaliland.

6.3.8. SECURITY

Between January and October 2019, 176,000 people were displaced due to security concerns, a considerable decrease from the 320,000 reported in the same period of 2018. While the trend is encouraging, security remains a major challenge for Somalia. This is due to frequent terror attacks, especially in Mogadishu and other major cities, which target both prominent Somali and international figures as well as civilians, as well as to clan-related disputes. The improvement of the security situation in the country and the defeat of Al-Shabaab are therefore among the top priorities of the current government.

Challenges to combating insecurity include the poor means and infrastructure available to security forces, and their low level of formalisation. The EUTF is helping to fill this gap with multiple interventions. Three projects contributed to the training of a total of 897 national security forces (a subset of EUTF indicator 4.2), of whom 751 were trained in 2019. The Joint Police Programme (JPP) under Security and Rule of Law trained 702 men and women from police forces on different topics, including basic police training, police station management, and human rights, GBV and CVE. RE-INTEG WV trained an additional 179 police officers on GBV and human rights.

The JPP's entire intervention focuses on the strengthening of police and security forces. In addition to training, the project is also active in providing non-lethal support equipment, rehabilitating police facilities and supporting security forces with stipend payments, a notorious limitation of security forces in the country. So far, 1,449 men and 119 women from police forces were paid stipends in the cities of Baidoa, Kismayo, Galkacyo and Jowhar (EUTF indicator 1.5).

¹ World Bank Rural Population Data, 2018.

² Food Security and Nutrition Analysis Unit – Somalia, 'Somalia FSNAU Food Security & Nutrition brief', 2019.

³ Floodlist, 'Somalia – Government Appeals for Aid as 500,000 Affected by Floods', 27 November 2019.

⁴ To be noted is that only the direct beneficiary is counted here, although the whole household of belonging of the individuals is likely to benefit from the support provided.

⁵ The status of the remaining portion of beneficiaries is unspecified.

The Joint Security Sector Governance intervention is also active in strengthening the security sector. The project became operational in July 2019 and has since started carrying out trainings with staff from the Minister of Internal Security in Mogadishu and Regional Security Offices in the different states. The project has also developed ad hoc Institutional Development and Capacity Building Plans for various institutions. Over the next two years, it aims to work with security sector governance institutions at the federal and state level in Somalia to strengthen their operational and technical capacity, as well as to develop a systematic mechanism of dialogue and oversight by the civilian counterpart.

6.3.9. MIGRATION AND GOVERNANCE

In addition to the major internal displacement challenges affecting Somalia, 763,936 Somalis are registered as refugees in neighbouring countries – above all Kenya and Yemen, with 256,408 and 253,755 Somali refugees respectively, and Ethiopia, with 198,670. Somalia is also a host country to 35,700 refugees and asylum seekers, mostly from Ethiopia and Yemen, and 91,500 returnees, coming mostly from Kenya.¹ Such trends are reflected in the number of migrants tracked by IOM: between January and October 2019 flow monitoring at Somalia border points observed a total of 260,070 movements. 120,752 were incoming (72% from Ethiopia), and 139,318 were outgoing (50% to Yemen and 33% to Ethiopia).

Through RE-INTEG IDLO, the EUTF is supporting the development of a legal framework around migration in Somalia. The project is structured around three pillars: one directly related to policy development, one focused on strengthening focal point institutions in charge of implementing migration policies at the federal and state level, and lastly a pillar on awareness raising. A major success for the intervention came in November 2019, when the government of Somalia adopted the new national policy on IDPs, refugees and returnees. IDLO had supported the drafting process of this document by facilitating the dialogue between institutional actors, most notably between Mogadishu and the states, as well as involving civilian stakeholders in the process and providing technical expertise. The law is considered a key milestone in the management of migration and displacement in Somalia as through this document the federal government acknowledges for the first time its primary responsibility to find durable solutions for IDPs, returnees and refugees in the country. The law is also significant in that it clarifies the roles of central and state governments in relation to migration management.

6.3.10. STABILISATION

In addition to the many humanitarian needs requiring immediate action from the international community, several development partners and funds, including the EUTF, are looking to strengthen Somalia in its state building processes. This translates into interventions along different lines, which include developing governance frameworks and ensuring their implementation, improving transparency and accountability in public administration, and particularly in public finance management, and developing key infrastructures.

The EUTF's main intervention in this regard is the State and Resilience Building contract, which consists of a budget support contract to the government of Somalia. The objective of the intervention is to support Somalia to act on some of the priorities of the federal agenda, and in particular to define agreements between the central government and federal states on sharing of functions, roles and responsibilities, and on intergovernmental fiscal transfers. The contract is also pushing reforms in some of the key sectors of public service delivery such as education, police and taxation, and of the economic sphere, such as fishing regulations. The total amount of the contract is €92M, with two additional contracts to provide support and technical assistance to the rollout of the intervention. A significant part of the disbursement of funds each year is dependent on the achievement of previously agreed upon performance indicators.

¹ UNHCR, 'December 2019 Somalia Factsheet', January 2020.

In 2019, the EUTF also contributed €2M to the Somalia Stability Fund, the purpose of which is to promote stability across Somalia. The EUTF funding contributed to the construction of an airstrip in the port city of Barawe. The city is the designated capital of South West State, although the interim government of the state currently sits in Baidoa. In light of challenges and limitations related to road travel in Somalia, the airstrip ensures a safe and reliable access point to the city for people and goods.

Focus box 7: State and Resilience Building and Somalia's debt relief eligibility, Somalia

Funding from the Somalia State and Resilience Building contract has helped build a positive financial track record at a crucial time for Somalia: in March 2020 the IMF and World Bank declared Somalia eligible for debt relief measures under the Enhanced Heavily Indebted Poor Countries (HIPC) Initiative. The decision will allow for an irrevocable reduction of the current debt of the country, which amounts to \$5B (USD), of up to 90% of its value within the next three years, according to the reforms the country will sustain. This recognition from the international community also implies that Somalia can now access new financial instruments and resources to sustain its growth.

6.3.11. EUTF PROJECTS IN THE REPORT – SOMALIA

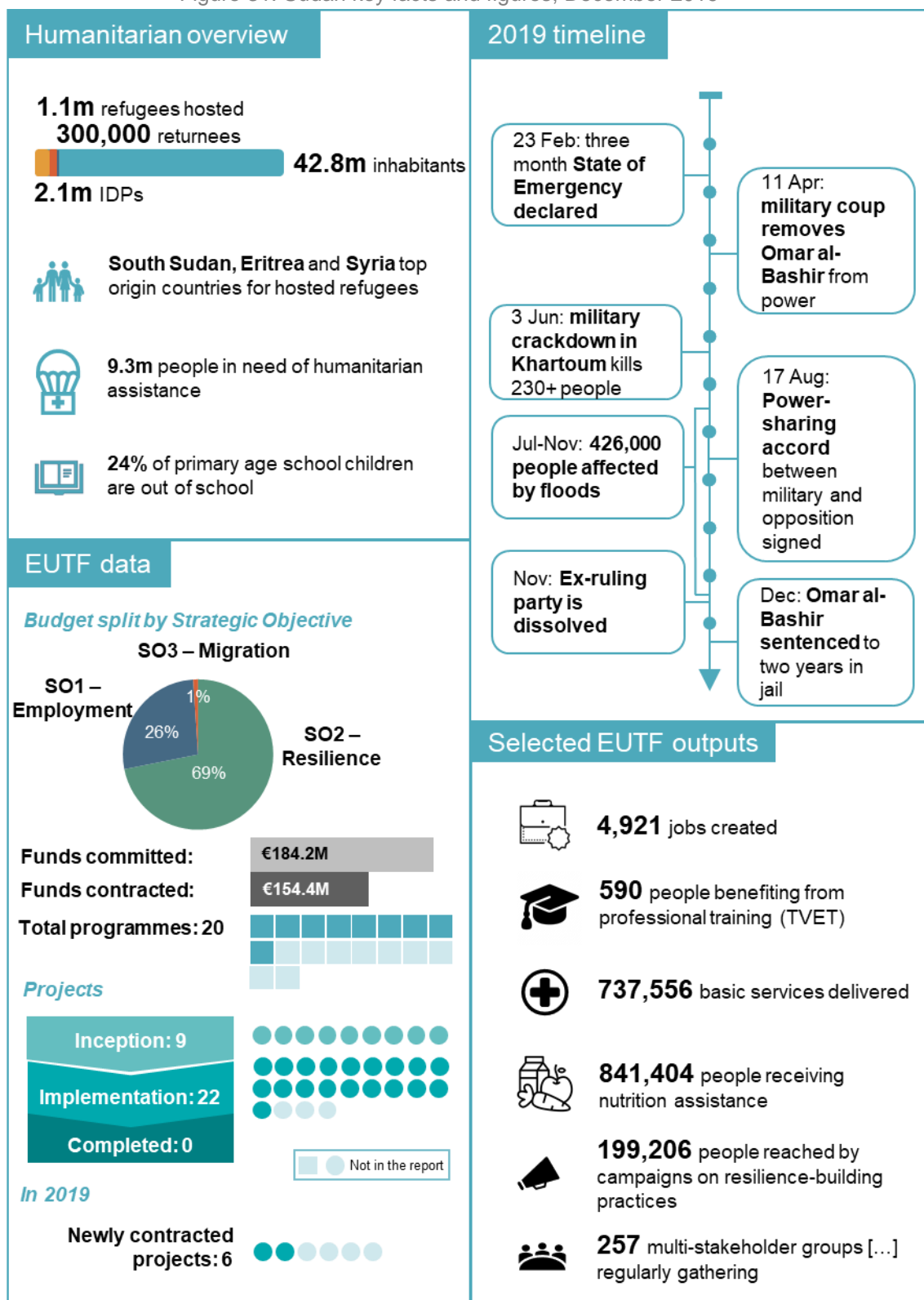
Table 11: Somalia projects implementing and with data to report, December 2019

Programme Name	EUTF ID	Project Name	Lead IP	EUTF Budget
Enhancing Somalia's responsiveness to the management and reintegration of mixed migration flows (RE-INTEG)	T05-EUTF-HOA-SO-03-02	Facilitating Sustainable Return Through Laying Foundations for Somalia in the Horn of Africa (RE-INTEG IOM)	IOM	€5,000,000 (completed)
	T05-EUTF-HOA-SO-03-03	Enhancing Somalia's responsiveness to the management and reintegration of mixed migration flows (RE-INTEG UNHCR)	UNHCR	€5,000,000 (completed)
	T05-EUTF-HOA-SO-03-04	Durable Solutions for IDPs and Returnees in Somalia (RE-INTEG CARE)	CARE NL	€9,000,000
	T05-EUTF-HOA-SO-03-05	'Wadajir' - Enhancing durable solutions for and reintegration of displacement affected communities in Somaliland (RE-INTEG WV)	World Vision	€4,000,000
	T05-EUTF-HOA-SO-03-06	Innovative durable solutions for IDPs and returnees in Mogadishu through enhanced governance, employment and access to basic and protective services (RE-INTEG UN-HABITAT)	UN-HABITAT	€12,000,000
	T05-EUTF-HOA-SO-03-07	Enhancing Integration of Displacement Affected Communities in Somalia (RE-INTEG CW)	CW	€4,000,000
	T05-EUTF-HOA-SO-03-08	Durable Solutions and Reintegration Support to Displacement affected communities in Jubbaland state of Somalia (RE-INTEG NRC)	NRC	€4,000,000
	T05-EUTF-HOA-SO-03-09	Supporting the development and implementation of policies for the return, reintegration and protection of IDPs and refugees (RE-INTEG IDLO)	IDLO	€2,967,280
	T05-EUTF-HOA-SO-03-10	Enhancing integration of displacement-affected communities in Somalia - Baidoa (RE-INTEG CW 2)	CW	€1,000,000
	T05-EUTF-HOA-SO-03-11	UN Multi-Partner Trust Fund: Support To The Justice, Corrections, Security Local Governance Programmes (SRoL UNMPTF (JJP infrast.))	UNOPS	€1,000,000
	T05-EUTF-HOA-SO-03-10	Amplifying Durable Solutions in Somalia (ADSS) With Africa's Voices Foundation	AVF	€150,000 (completed)
Building Resilience in Northern Somalia (RESTORE)	T05-EUTF-HOA-SO-23-01	RESTORE - Building Resilience in Northern Somalia (RESTORE NRC)	NRC	€4,000,000
RESTORE 2 Building Resilience in Northern Somalia	T05-EUTF-HOA-SO-47-02	From surviving to thriving -Strengthening resilience of vulnerable households and communities in Northern Somalia - World Vision Germany (RESTORE 2 WV)	WV	€4,000,000 (new in Q4 2019 report)

Enhancing security and the rule of law in Somalia (Security and RoL)	T05-EUTF-HOA-SO-46-01	Enhancing security & rule of law (Security & RoL Sahan)	Sahan Foundation	€2,699,370
	T05-EUTF-HOA-SO-46-02	Enhancing security and rule of law – UNOPS (Security & RoL UNOPS)	UNOPS	€17,000,000
	T05-EUTF-HOA-SO-46-03	UN Multi-Partner Trust Fund: Support To The Justice, Corrections, Security Local Governance Programmes (SRoL UNMPTF (JJP))	UNDP	€7,000,000
	T05-EUTF-HOA-SO-46-05	UN Multi-Partner Trust Fund: Support To The Justice, Corrections, Security Local Governance Programmes (SRoL UNMPTF (SSGP))	UNDP	€4,300,000
Somalia State and Resilience Building (Somalia State Building)	T05-EUTF-HOA-SO-59-02	Financing Agreement State and Resilience Building Contract - Budget Support	Somalia	€92,000,000
Inclusive Local Economic Development (ILED)	T05-EUTF-HOA-SO-57-01	Somalia Stability Fund II (SSF II)	DFID	€2,000,000 (new in Q4 2019 report)
	T05-EUTF-HOA-SO-57-07	UN Multi-Partner Trust Fund: Support To The Justice, Corrections, Security Local Governance Programmes - JPLG III (SRoL UNMPTF (JPLG III))	UNDP	€2,000,000

6.4. SUDAN

Figure 31: Sudan key facts and figures, December 2019^{1,2}



¹ The EUTF funding data is valid as of March 2020.

² UNOCHA, 'Humanitarian Needs Overview 2020 – Sudan', January 2020; UNICEF, 'Sudan: Education – Annual Report', 2019; Al Jazeera, 'Sudan's June Crackdown may have killed 241 people: rights group', March 2020;

6.4.1. SUDAN IN 2019

Sudan is an origin, transit and destination country situated along the migration route that leads to Egypt and/or Libya, and eventually to Europe via the Mediterranean Sea. An estimated 2,134,000 IDPs live in the country and are mostly distributed in peripheral areas that are sometimes affected by conflict (e.g. South Kordofan, Blue Nile and the Darfur states).¹ Compared to other countries where IDPs have been displaced for less than five years on average, in Sudan displacement is of a protracted nature, with IDPs having been displaced for fifteen years on average. While employment rates and labour force participation are higher for camp-based IDPs than for non-camp IDPs and hosts, their livelihoods are more dependent on aid, making it harder for them to become self-reliant.² The country also hosts 1,086,034 refugees and asylum seekers,³ most of whom are refugees from South Sudan (818,462), Eritrea (122,223) and Syria (43,397), with a majority of refugees concentrated in states adjacent to South Sudan (45%) as well as Khartoum (37%).⁴ Attacks on refugees at the end of June 2019 in Khartoum displaced a further 4,500 South Sudanese refugees.⁵ Despite this incident, the transition towards a civilian administration after August heralded a change of approach, with new Prime Minister Abdalla Hamdok saying, during a visit to IDP camps in Darfur in November, that his government would 'voluntarily repatriate displaced people and refugees'.⁶ While participating in the Global Refugee Forum held in Geneva in December, the Sudanese government made fifteen pledges, including 'to provide birth certificates for all refugee children born in Sudan' and 'to complete the registration and documentation of the remaining 700,000 unregistered refugees'.⁷

Sudan experienced tumultuous and transformative political change in 2019. Protests that started in December 2018 against the tripling of the price of bread in Atbara (River Nile State)⁸ expanded to include grievances regarding economic mismanagement and the dictatorship of Omar al-Bashir. These protests culminated in the overthrow of al-Bashir on 11 April by the forces of the newly created transitional military council (TMC). This was followed by a crackdown by security forces on pro-democracy protesters in Khartoum on 3 June, killing an estimated 241 people.⁹

These volatile circumstances caused delays to many EUTF-funded projects, resulting in some no-cost extensions being granted. The signature of a power sharing agreement on 17 August between the TMC and the Forces for Freedom and Change (Sudanese opposition), with the subsequent swearing in of Abdalla Hamdok and the transitional cabinet, constitutes an important change.¹⁰ The new civilian government started peace talks with several rebel groups, such as the Sudan People's Liberation Movement-North (SPLM-N), operating in peripheral areas of the country such as the Darfur states and South Kordofan/Blue Nile, and the Sudan Revolutionary Front, among others.¹¹ The final vestiges of the old regime were swept away by the end of 2019 with the disbandment of al-Bashir's National Congress Party in November¹² and his sentencing to two years of detention for corruption in December.¹³ Despite these changes, the political situation remains precarious, as illustrated by the assassination attempt on Prime Minister Hamdok in March 2020.¹⁴ This period was also marked by the reintegration of Sudan into the international community with Hamdok's election to the role of

UNOCHA, Sudan: 2019 Humanitarian Response Plan Monitoring Report (January-December 2019), April 2020; The Guardian, 'State of emergency declared in Sudan by under-fire president', 23 February 2019.

¹ IDMC, 'Sudan: Country Information', 31 December 2019.

² World Bank Blogs, 'Displacement camps: for better or for worse?', January 2020.

³ UNHCR, 'Sudan Population Dashboard', February 2020.

⁴ Ibid.

⁵ ECHO, 'Sudan – Protection concerns', June 2019.

⁶ Sudan Tribune, 'Sudan's PM pledges to address Darfur IDPs plight', November 2019.

⁷ UNHCR, 'Global Compact on Refugees: Digital Platform', December 2019.

⁸ RFI, 'Bakeries bountiful in birthplace of Sudan's bread uprising', December 2019.

⁹ Al Jazeera, 'Sudan's June Crackdown may have killed 241 people: rights group', March 2020.

¹⁰ International Crisis Group, 'Nurturing Sudan's Fledgling Power-sharing Accord', August 2019.

¹¹ VOA, 'Sudan Peace Talks with Rebels Begin in Juba', October 2019.

¹² Radio Dabanga, 'Sudan dissolves National Congress Party, repeals Public Order Bill', November 2019.

¹³ The Guardian, 'Ex-Sudan leader Omar al-Bashir sentenced to two years for corruption', December 2019.

¹⁴ BBC News, 'Sudan PM Abdalla Hamdok survives assassination attempt', March 2020.

chairperson of IGAD.¹ Internally, 2019 was also marked by sporadic violence in Port Sudan (Red Sea State), with ethnic clashes between the Nuba and Beni Amer occurring in August and December.²

On the environmental front, throughout 2019, rainfall was persistently above average levels, continuing into October (it usually ends in September). As a result, more than 426,000 people were affected by torrential rains and flash floods across seventeen of Sudan's eighteen states (the most affected being White Nile, Kassala and Khartoum states) and the Abyei area. This doubled the number of people affected by floods in 2018.³ The floods resulted in an increased risk of water and vector-borne diseases, leading to outbreaks of cholera, dengue fever, Rift Valley fever, chikungunya and malaria. This latest humanitarian challenge adds to the existing precarious situation in Sudan, which is characterised by widespread deprivation with an estimated 23% of the population in need of humanitarian assistance in 2020.⁴ 2.7 million children suffer from acute malnutrition, 58% of households are unable to afford a basic daily food basket, and medical facilities lack access to essential drugs.⁵ This explains the decision of the European Commission to allocate an additional €55M to help vulnerable people affected by the Sudanese humanitarian crisis (in addition to EUTF funding).⁶

6.4.2. SUDAN AND THE EUTF

The EU is heavily reliant on EUTF funding to achieve its objectives in Sudan as the Sudanese government has not signed the revised 2005 and 2010 editions of the Cotonou agreement. As a result, most EU funding accruing to Sudan has passed through the EUTF⁷, with thematic focuses on food security, nutrition, education, livelihood interventions, health, climate change and protection. This reflects the precarious humanitarian situation prevalent in Sudan. Migration-specific funding is largely channelled through regional projects rather than Sudan-specific projects (except for RDPP SD UNHCR). Stabilisation is one of the EUTF's key objectives in Sudan, as stated in the priorities set by the Strategic Board in April 2018. This effort is likely to gain further importance given the recent change in regime.

The EUTF's geographical areas of intervention are mainly the peripheral areas of Sudan that are most impacted by past and ongoing internal conflicts (e.g. Darfur, Blue Nile, South Kordofan), as well as Khartoum and eastern Sudan, the latter of which experiences frequent migration flows and hosts several refugee camps.

Projects that are currently in inception focus on health care (HealthPro with AICS and GOAL in Darfur), food security and nutrition (BRICK CONCERN in West Kordofan, Access to Market WFP in the Darfur region) and livelihoods (YES GIZ in Darfur and RDPP SD RVO in Al Qadarif and Kassala States).⁸

¹ Africa News, 'Sudan PM elected chairperson of regional body IGAD', November 2019.

² Sudan Tribune, 'SPLM-N al Hilu says Port Sudan tribal violence may affect peace talks', January 2020.

³ UNOCHA, 'Sudan: 2019 Humanitarian Response Plan Monitoring Report (January-December 2019)', April 2020.

⁴ UNOCHA, 'Sudan Humanitarian Needs Overview 2020 (January 2020)', January 2020.

⁵ Ibid.

⁶ ECHO, 'Humanitarian Aid: EU allocates €55 million in Sudan', November 2019.

⁷ Funding for civil society-, democracy- and human rights-related programmes are made in addition to EUTF funding.

⁸ This does not constitute an exhaustive list of all projects in inception.

6.4.3. SUDAN PROJECTS AND THE EUTF COMMON OUTPUT INDICATORS

The following table presents an overview of the results achieved so far by the EUTF portfolio in Sudan.

Table 12: EUTF common output indicators for Sudan, December 2019¹

EUTF Indicator	< 2019	2019 (Q4 2019)	Total
1.1 Number of jobs created	2,682	2,239 (53)	4,921
1.2 Number of MSMEs created or supported	56	104 (6)	160
1.3 Number of people assisted to develop income-generating activities	2,725	11,123 (850)	13,848
1.4 Number of people benefiting from professional training (TVET) [...]	157	420 (70)	577
1.5 Number of job placements facilitated and/or supported	499	49 (0)	548
1.6 Number of [...] business infrastructures constructed [...]	0	2 (2)	2
2.1 bis Number of social infrastructures built or rehabilitated	71	74 (8)	145
2.2 Number of basic social services delivered	203,556	534,000 (48,738)	737,556
2.3 Number of people receiving nutrition assistance	724,357	117,047 (2,628)	841,404
2.4 Number of people receiving food security [...] assistance	31,401	7,986 (5,614)	39,387
2.6 Hectares of land benefiting from improved agricultural management	7,121	1,289 (966)	8,410
2.7 Number of people reached by campaigns on resilience-building practices [...]	59,874	139,332 (10,303)	199,206
2.8 Number of staff [trained] to strengthen service delivery	1,642	6,670 (938)	8,312
2.9 Number of people having access to [...] basic services	420,346	69,624 (16,751)	489,970
3.7 Number of individuals trained on migration management	115	0	115
3.8 Number of refugees [...] receiving legal assistance to support their integration	5,236	1,097 (0)	6,333
4.3 Number of people participating in conflict prevention / peacebuilding activities	74	0	74
4.6 Number of laws, strategies, [...] developed and/or directly supported	1	20 (20)	21
5.1 Number of multi-stakeholder groups [...] gathering	90	167 (7)	257
5.2 Number of planning [...] set up [...]	26	31 (13)	57

6.4.4. FOOD SECURITY AND NUTRITION

As of August 2019, about 5.8 million people were estimated to be experiencing crisis (IPC 3) or emergency (IPC 4) levels of food insecurity in Sudan.² This is the largest number of food insecure people observed in Sudan since the IPC was introduced in the country, and represents a significant increase compared to the start of 2018, when 3.8 million food insecure people were reported.³ The most affected states, with an IPC classification of three and above, were South Kordofan, Red Sea, and North, South and Central Darfur.⁴ The key drivers of acute food insecurity in Sudan are natural shocks, conflict, economic decline and civil unrest.⁵ In 2019, the restricted security measures and protests leading to the political transition constrained normal livelihood activities. Combined with high rates of inflation, soaring food prices and the risk of droughts and floods, these circumstances weakened most poor households, many of whom tried to cope by disbursing their savings and reducing health expenses.⁶

Support to food security is one of the themes prioritised by the EUTF strategy, in addition to access to basic services and support to local governance and civil society. Thus, as part of the EU response to Sudan's food security crisis and the El Niño weather phenomenon, the EUTF is funding a programme that aims to mitigate the effect of El Niño for the host and displaced populations in Red Sea, White Nile

¹ Differences from previous reports are largely due to IP data corrections and are further explained in the errata section.

² IPC, 'Sudan IPC Food Acute Food Insecurity Analysis June 2019-August 2019', September 2019.

³ OCHA, 'Sudan HRP Prioritized Plan: July-December 2019', September 2019.

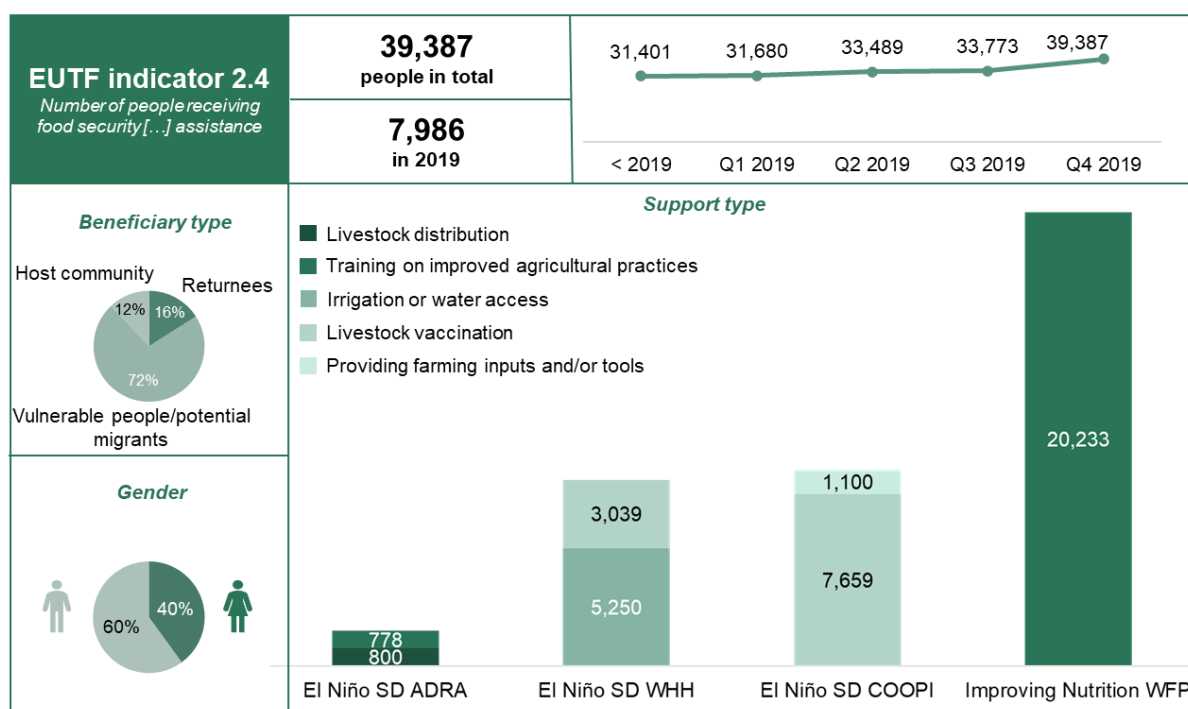
⁴ IPC, 'Sudan IPC Food Acute Food Insecurity Analysis June 2019-August 2019', September 2019.

⁵ Ibid.

⁶ UNOCHA, 'Humanitarian Needs Overview 2020 – Sudan', January 2020.

and North Darfur States. Together, the three implementing partners of the El Niño programme (ADRA, COOPI and WHH) have provided 19,154 persons with food security-related assistance¹, including 7,986 persons (59% male, 41% female)² in 2019, through interventions such as livestock vaccination campaigns (60%), irrigation of agricultural land (16%) and the provision of farming inputs and/or tools (14%) (EUTF indicator 2.4).³ In 2019, 70% of beneficiaries were returnees from either Chad (for COOPI in North Darfur State) or South Sudan (for ADRA in White Nile State), followed by vulnerable people or potential migrants (16%) and members of the host community (14%). In addition, the Improving Nutrition WFP project, which is a comprehensive project focusing on food security and nutrition, trained 20,233 people in post-harvest loss reduction techniques in the states of Al Qadarif (7,900), Kassala (7,000) and Red Sea (5,333) in Q3 2018. This activity alone accounts for 51% of progress reported under food security-related assistance.

Figure 32: Number of people receiving food security [...] assistance (EUTF indicator 2.4), Sudan, December 2019⁴



In addition to food security, the EUTF aims to improve livelihoods through nutrition interventions (EUTF indicator 2.3). Sudan's poor WASH systems and high food prices continue to drive malnutrition, with approximately 522,000 children under five being severely malnourished and some 2.2 million children with Moderate Acute Malnutrition (MAM). Additionally, the prevalence of MAM among pregnant and lactating women is 6.3%.⁵ Malnutrition is mostly concentrated in nine Sudanese States (Sennar, Al Gazeera, Khartoum, River Nile, Northern, North Kordofan, Red Sea, Kassala and Al Qadarif), with little change in the rate of malnutrition in the last thirty years.⁶ To date, the EUTF has supported three programmes in providing nutrition-related assistance to 841,404 people in Sudan, of whom 53% were children under five and 35% were under seventeen.⁷ Improving Nutrition WFP is responsible for 97%

¹ Food security-related assistance (EUTF indicator 2.4) is often disbursed to one member of a household. Under this indicator, this would be counted as one. However, many activities conducted under EUTF indicator 2.4, such as livestock vaccination, benefit all household members.

² This refers to the gender of the head of the household.

³ Food security-related assistance also delivered through livestock distribution (5%), and training on improved agricultural practices (3%). The remaining 3%

⁴ 528 beneficiaries are classified as other for El Niño ADRA.

⁵ UNOCHA, 'Sudan Humanitarian Needs Overview 2020', January 2020.

⁶ Ibid.

⁷ Under five years old children are the direct targets of nutrition interventions such as MAM or supplementary feeding. When referring to children from 0 to 17 in the context of nutrition, one mostly refers to the provision of school meals.

of these results through the provision of micronutrient powders and delivery of hot meals in schools (36%) in Kassala and Red Sea States. Delivery of food-based prevention for MAM (33%)¹, targeted supplementary feeding programmes (18%) and home fortification through the provision of micronutrient powders (13%) in Al Qadarif, Kassala, and Red Sea states account for the remaining outputs. The Resilience Darfur SD programme, which focuses on health, also targets children under five, with Concern Worldwide and IMC respectively screening and treating 22,603 children for MAM, and 887 for Severe Acute Malnutrition in West Darfur State.

6.4.5. EDUCATION

At present, around one-third of children between six and thirteen years old do not go to school in Sudan. There are large disparities in enrolment rates across the eighteen Sudanese States, with States that experience high rates of displacement, such as Blue Nile and South Kordofan typically reporting lower enrolment rates.² Sudan's new government aims to address these challenges by raising the education budget to 20% of the country's budget, as opposed to 3% under the previous regime.³ Further objectives include the adoption of the '2-6-3-3' school year ladder (i.e. two years of pre-school, six years of primary, three years of lower secondary and three years of upper secondary), a comprehensive review of the existing curriculum (some subjects, such as philosophy, are being restored, whereas military education will no longer be studied) and increasing gross enrolment rates.⁴ The focus has also shifted towards emphasising the importance of vocational training and secondary education, which suffered from a lack of investment under the old regime.

The EUTF's education interventions in Sudan are channelled through the EQUIP programme, which consists of five projects operating in several Sudanese states and at the federal level:

1. EQUIP SOFRECO focuses on institutional capacity development of the Ministry of Education
2. EQUIP BC and EQUIP EF focus on curriculum development and teacher training
3. EQUIP SC and EQUIP UNICEF focus on developing learning environments in formal and non-formal settings

In 2019, the EQUIP UNICEF and EQUIP SC projects delivered 52,026 education-related basic services, for which 48% of beneficiaries were female and 52% male (EUTF indicator 2.2). Most of these services were related to the provision of school materials by EQUIP SC to 31,184 students in South Kordofan (17,477) and Red Sea (13,707) States, followed by EQUIP UNICEF's provision of social assistance packages, including dignity kits, to 19,848 children in Al Qadarif State. Both projects contributed to 994 students (62% host community, 28% refugees and 10% IDPs) being enrolled in Alternative Learning Programme (ALP) centres in non-formal settings in Red Sea, South Kordofan and White Nile States. The ALP programme is crucial as it allows out of school children to re-join formal learning by catching up with their cohorts in basic education, thus providing a shorter route to complete primary education.

In order to address the issue of out of school children, the EQUIP SC and EQUIP UNICEF projects conducted school enrolment and social mobilisation campaigns reaching 36,174 beneficiaries in South Kordofan (43%), White Nile (33%), Khartoum (17%), and Kassala (7%) States in 2019. These campaigns reached mostly host community members (54%), refugees (17%) and IDPs (13%) (EUTF indicator 2.7).

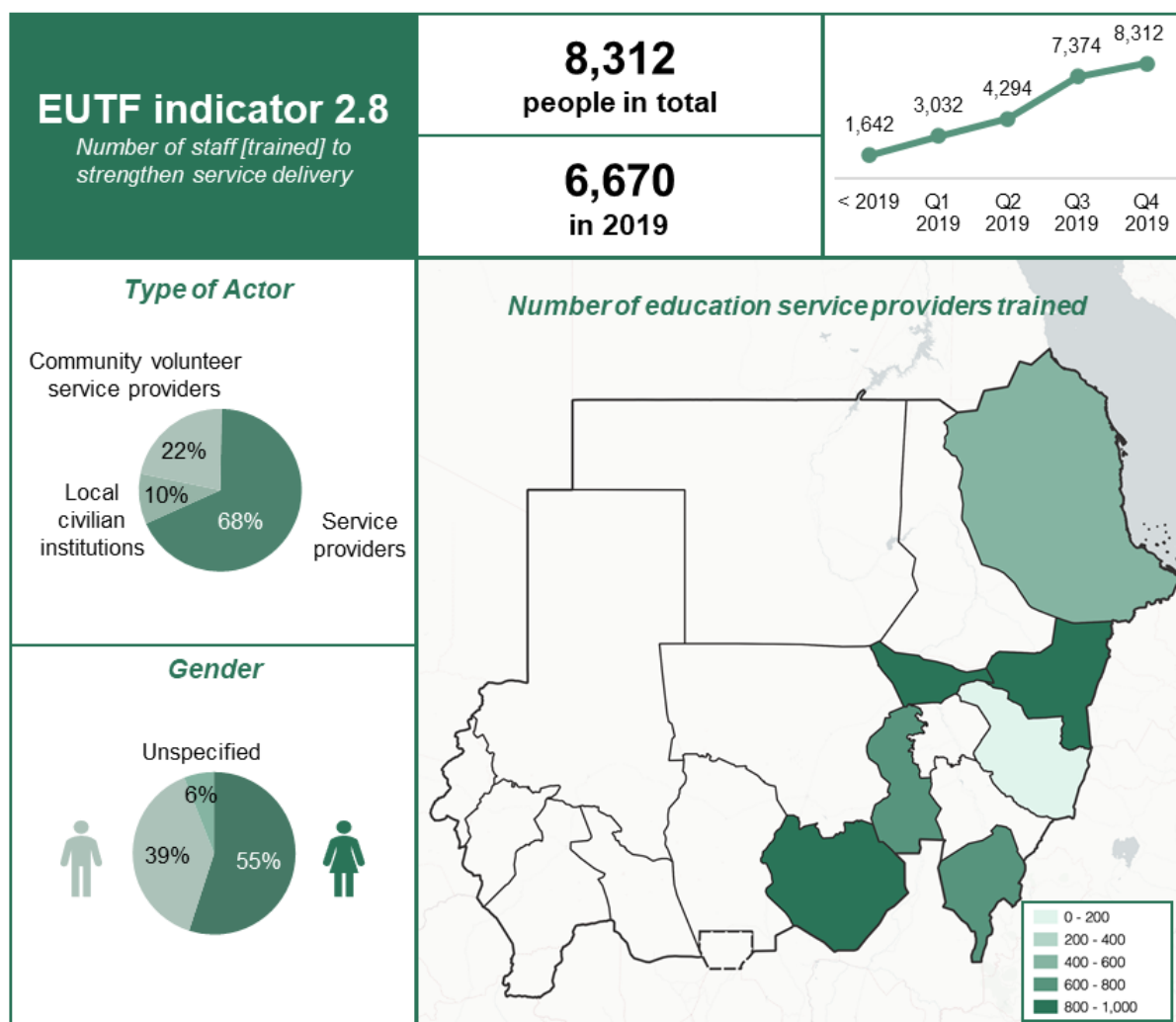
¹ This includes the support provided to community screening volunteers who were given food-based incentives.

² UNICEF, 'Sudan: Education – Annual Report', 2019.

³ Radio Dabanga, 'Sudan to significantly raise education budget', November 2019.

⁴ UNICEF, 'Sudan: Education – Annual Report', 2019.

Figure 33: Number of staff [trained] to strengthen service delivery (EUTF indicator 2.8), Sudan, December 2019



The EQUIP programme is also addressing the issue of poor teaching standards. This is a major challenge in Sudan as just over a quarter of teachers meet the minimum requirements for teaching in primary school.¹ A total of 4,767 persons were trained to improve education service delivery (EUTF indicator 2.8). In 2019, 2,115 teachers were trained by the EQUIP BC project in Blue Nile, Khartoum, South Kordofan and White Nile States (894 were teaching math, 674 English and 547 science). 79% of all the teachers trained were women. The same project has also trained, in total, 208 teacher educators who are responsible for training the above math, English and science teachers, as well as 175 school supervisors that support teachers and teacher educators through monitoring, teacher development and reviewing classroom practice and performance.² EQUIP UNICEF trained 1,092 teachers on child-centred pedagogical methodologies (in Kassala, Khartoum and White Nile) as well as 167 teachers (in Al Qadarif, Kassala and White Nile) on how to provide psychosocial and life skills education. The EQUIP SC project trained 145 teachers on child-centred methodologies (in Red Sea and South Kordofan). In addition, EQUIP UNICEF trained 36 ALP facilitators (White Nile State) while EQUIP SC trained 30 ALP teachers (Red Sea and South Kordofan State). The EQUIP EF project trained 88 faculty staff in Q4 2019 on two revised pre-service teaching modules. The objective is for these staff to subsequently train student teachers. Finally, EQUIP SOFRECO, whose staff have been permanently based within the premises of the Ministry of Education, trained staff from the Federal Ministry of Education and State

¹ Ibid.

² Teacher educators and school supervisors were also trained in Al Qadarif, Kassala and Red Sea States.

Ministries of Education (in Al Qadarif, Khartoum, Blue Nile, South Kordofan, Kassala, Red Sea and White Nile) through a multi-phased strategy of institutional capacity development. Topics included managing for results, human resources and budget planning and control.¹

Focus box 8: EQUIP UNICEF – Ali’s story: Supporting future generations, Sudan

On a hot day in May, a group of men and women gathered in a crowded classroom of a village school in the locality of Al-Salam in Sudan’s White Nile State. The purpose of their meeting was to engage in a three-day training on improving education in their communities. The so-called School Improvement Plan aims to ensure a safe and child-friendly school environment for girls and boys to play, learn and develop their capacities.



Figure 34: Group attending training in White Nile, Sudan. Photo: UNICEF.

Among the trainees, 60-year old Ali Ageed considers this training ‘an important step in the project to reach the goal of education for every child.’ Retired after a 30-year long career as a teacher in Al-Salam locality, Ali continues supporting education for the younger generation. He is a member of the Parent-Teacher Association, a group of local leaders, parents and teachers that regularly meet to discuss and improve their children’s education. ‘I think the generation of today is lucky enough to have access to quality education,’ he says. ‘We already used to support schools but through this training we learned how to develop a comprehensive plan that covers all needs, which is very helpful.’ By combining their efforts, members of the community hope to achieve the target of ‘zero children out of school’. ‘We shall try harder to overcome obstacles that stop children from going to school. This training made me realise that our responsibilities towards our children are big and very important.’

6.4.6. ECONOMY AND EMPLOYMENT

Sudan’s economy was in recession in 2019, with its GDP contracting by an estimated 2.6% (the economy also contracted in 2018).² The dire economic situation is also characterised by rampant hyperinflation reaching over 50% in 2019, fuel shortages, a heavy debt burden (public debt ratio is at 211.7% of GDP)³ and a rapid devaluation of the Sudanese pound compared to the dollar starting in 2018.⁴ The country’s long-term economic fragility was exacerbated by the loss of oil revenue following the independence of South Sudan.

The Sudanese labour market suffers from a limited availability of social protection and safety nets.⁵ Most employment can be found in the informal economy and primary sector due to a heavy dependence on commodity production and the export of raw material, with little value addition and underutilisation of local resources.⁶

¹ The beneficiaries trained under the EQUIP SOFRECO are not counted under EUTF indicator 2.8 as they are not involved in direct basic service delivery. However, these staff members (Federal and State Ministry of Education) are trained on a continuous basis in subjects, skills and competences that are key to promote efficiency in management and the policy process

² International Monetary Fund, ‘Sudan’, 2019.

³ International Monetary Fund, ‘Sudan: Selected Issues’, 2020.

⁴ International Monetary Fund, ‘Sudan’, 2019.

⁵ ILO, ‘Prospects: Improving Prospects for Forcibly Displaced Persons and Host Communities - Sudan Country Vision Note’, 11 March 2020.

⁶ Ibid.

The EUTF strategy in this area is to establish inclusive economic development programmes that address vulnerable groups' employability by increasing their social and professional skills as well as enhancing effective job creation. RDPP SD UNIDO and RDPP SD GIZ focus on equipping beneficiaries with the appropriate skills through TVET training. To date, the RDPP SD UNIDO project has trained 387 host community members (25% female and 75% male) in plumbing, general electricity, auto mechanics and welding among other subjects (EUTF indicator 1.4). 353 of these individuals were trained in 2019, and 95 of them found employment following their TVET training (EUTF indicator 1.1). The project has also reviewed nine training curricula for competency-based training (subjects include plumbing, footwear and leather goods, welding and sheet metal, refrigeration and air conditioning, housekeeping as well as ICT among others) and helped develop a dual training system for Sudan (all of these outputs are reported under EUTF indicator 5.2). Alongside these outputs, the Sudan and Europe - Creative Connections project, which is reporting for the first time in Q4 2019, trained 24 men and 13 women in music skills as part of a capacity building activity for music industry professionals (EUTF indicator 1.4). Other EUTF projects that are currently in inception will also focus on TVET in Sudan, including the YES GIZ project in North, West and South Darfur and the RDPP SD RVO project that will focus on enhancing income-generating opportunities for refugees and host communities in the predominantly agricultural economy of eastern Sudan.

Focus box 9: RDPP SD UNIDO – Creating employment through competency-based training, Sudan

Mohammed Al Khatim is 17 years old and suffers from hypoxia, which is a physical condition marked by the absence of enough oxygen in the tissues to sustain bodily function. As a result of his condition, he started lagging behind in school and subsequently applied for a leather works course in a vocational centre. However, his application was rejected as he was deemed insufficiently physically and medically fit.



Figure 35: Mohammed Al Khatim: a TVET beneficiary, Sudan. Photo: UNIDO.

In the wake of his rejection, Mohammed applied to a footwear and leather goods Competency-Based Training course offered by the Karari Vocational Training and Entrepreneurship Centre (in Khartoum State) as part of the RDPP UNIDO project. Despite these initial hurdles, Mohammed was accepted into the course.

'My biggest dream is to support myself financially, help my sick father and see my mother smile again and to further develop my skills. Ever since joining the Karari VTEC, I have acquired many skills that have enabled me to produce leather goods such as shoes, sandals, belts and so on. The trainers have been extremely helpful and devoted to teaching and guiding us.'

In the near future, Mohammed would like to open his store in his home and work with his mother. *'I told my father that I will establish my business alone, I would like to start by buying a machine and have my mother join me so that we can work together. We would produce our own products with my own stamp and sell them at the market.'*

In addition to TVET training, EUTF-funded projects have assisted a total of 13,848 people to develop income-generating activities (EUTF indicator 1.3), including 11,123 in 2019. Improving Nutrition WFP has made the largest contribution to this result, providing food for training (FFT) to 10,673 people, including 9,263 in Q1 2019 alone. The FFT modality trains beneficiaries, most of whom are women

(83%) in various types of income-generating activities, with households receiving conditional cash transfers as a result of the member's participation.

The El Niño programme has also played a significant part in assisting people to develop income-generating activities, with very diversified forms of assistance. To date, El Niño WHH has offered trainings to 532 women in braiding and maintenance of fishing nets, fishmeal preparation, food processing, handicraft skills, beekeeping and honey marketing, and vegetable farming. 90 fishermen have also been trained in fishing skills and boat handling. All the project's beneficiaries are located in Red Sea State (75% in Tokar and 25% in Sinkat areas) and have found self-employment as a result of the training (EUTF indicator 1.1). In White Nile State, El Niño ADRA has contributed to strengthening communities' resilience through several initiatives. These include Farmer Market Schools which have provided training to 48 returnees to date, and Village Savings and Loan Associations consisting of a total of 2,195 members (82% females and 18% males). Finally, 260 returnees (60% females and 40% males) worked to plant trees in the upper catchment area of a rehabilitated dam in North Darfur as part of the El Niño COOPI project. This resulted in the creation of 22 jobs through a cash for work¹ modality (EUTF indicator 1.1).

Future projects focusing on employment in relation to food security include Access to Markets Darfur WFP. This project aims to empower smallholders to sell surplus grain as well as strengthen the capacity of smallholders and farmer's groups to access markets and value chains in Central, South and West Darfur. The Improve EU GIZ project will focus on increasing farmer incomes as well as providing them with new techniques to increase their production in Kassala and Al Qadarif States.

6.4.7. HEALTH AND WASH

The health situation in Sudan in 2019 is critical, with many health facilities facing significant shortages of medicines for the second year in a row.² In parallel, there has been a continuing drop in the number of medicines imported. As a result, even national-level institutions such as the National Health Insurance Fund (NHIF) have low availability of essential drugs (49%).³ This is coupled with low vaccination coverage of the population and inadequately equipped health facilities. The low investment in WASH and basic services, with only 23% of the population having access to basic hygiene services, plays a significant role in the outbreak of diseases.⁴

Following a number of cholera outbreaks due to large floods, humanitarian partners launched a three-month cholera response plan to address the situation.⁵ Despite this effort, there were over 338 cholera cases in Blue Nile, Sennar, Al Jazirah and Khartoum States by the end of November 2019.⁶ Large scale vaccination campaigns were also conducted in 2019. For instance, 13 million children were vaccinated against measles.⁷

The EUTF strategy for improving health in Sudan focuses on strengthening health systems, providing basic healthcare services, equipping facilities, training personnel and helping to reform the NHIF. As many as 673,692 health-related basic services have been delivered in Sudan to date, with the Resilience Darfur programme, operating in two different areas of West Darfur through Resilience Darfur IMC (562,599) and Resilience Darfur CW (71,363), accounting for 94% of total results (EUTF indicator 2.2). The number of basic services delivered increased in Q3 and Q4 2019 for Resilience Darfur CW due to refugees coming back to Sudan from Chad as well as the traditional increase in consultations after the rainy season's end. While these projects are unable to disaggregate beneficiaries by migratory

¹ Jobs created through cash for work are calculated on the basis that a created job is equivalent to 230 days of work. It should be noted that while cash for work plays an important role in improving access to basic services and injecting cash into the affected community, it has limited potential for sustainable economic improvement.

² UNOCHA, 'Humanitarian Needs Overview - Sudan', January 2020.

³ Ibid.

⁴ WASH Cluster, 'WASH Sector Sudan Annual Report 2019', 2019.

⁵ UNOCHA, 'Cholera response plan launched in Sudan', October 2019.

⁶ UNOCHA, 'Sudan: Cholera Outbreak Snapshot', November 2019.

⁷ WHO, 'Sudan Health Cluster Bulletin', July 2019.

status, one can assume that a large percentage of beneficiaries are either IDPs or returnees given their ubiquitous presence in the projects' areas of intervention in West Darfur State.

These results are intimately linked to the provision of incentives to health workers: Resilience Darfur CW provides incentives to 102 staff and the Resilience Darfur IMC project provides incentives to 446 staff (EUTF indicator 1.5).¹ This is a key part of the project as the provision of monthly top-up incentives to health workers is likely to reduce their rates of absenteeism because it helps to regularise their income.

Resilience Darfur has also rehabilitated a total of 28 health facilities reported under EUTF indicator 2.1 bis (six for Resilience Darfur CW and 22 for Resilience Darfur IMC), improving access to health for 431,593 beneficiaries across West Darfur State (EUTF indicator 2.9). The same programme has also trained 983 staff from local authorities and basic service providers (EUTF indicator 2.8), including 702 health staff (Resilience Darfur CW accounts for 223 while Resilience Darfur IMC accounts for 479), 22 heads of clinics (Resilience Darfur IMC) and 134 SMOH

Figure 36: Training of health staff by the Resilience Eastern Sudan AICS project, Sudan. Photo: AICS.



staff (Resilience Darfur CW). The Resilience Eastern Sudan AICS project, which operates in Al Qadarif and Kassala States, for its part has trained 495 health staff (69% women), including 220 trained in 2019. The Health Reform WHO project, which mostly works on coordination and governance, has successfully developed an Enterprise Resource Planning system for Sudan's NHIF in Q4 2019 (EUTF indicator 5.2). The same project also produced an assessment of the governance organisation and arrangements of the NHIF at Federal and State levels in Q1 2019 (EUTF indicator 5.2).

With only 74% of Sudan's population having access to basic drinking water and only 39% having access to basic sanitation, poor access to WASH is intimately linked with negative health outcomes in the country.² In 2019, a total of 31,923 people gained new or improved access to water – more than twice as many as in 2018 (EUTF indicator 2.9). The El Niño programme made a significant contribution to these results. El Niño WHH provided improved access to water to 17,460 beneficiaries by rehabilitating seventeen hand water pumps and dug wells (EUTF indicator 2.1 bis). In addition, ADRA provided access to drinking water to 14,463 returnees from South Sudan by constructing a drinking water system in Al Jabalian (White Nile) in 2019.

¹ The Resilience Darfur IMC project stopped providing incentives to health staff at the end of Q3 2019.

² UNICEF Wash Cluster, 'Wash Sector Sudan Annual Report 2019', 2019.

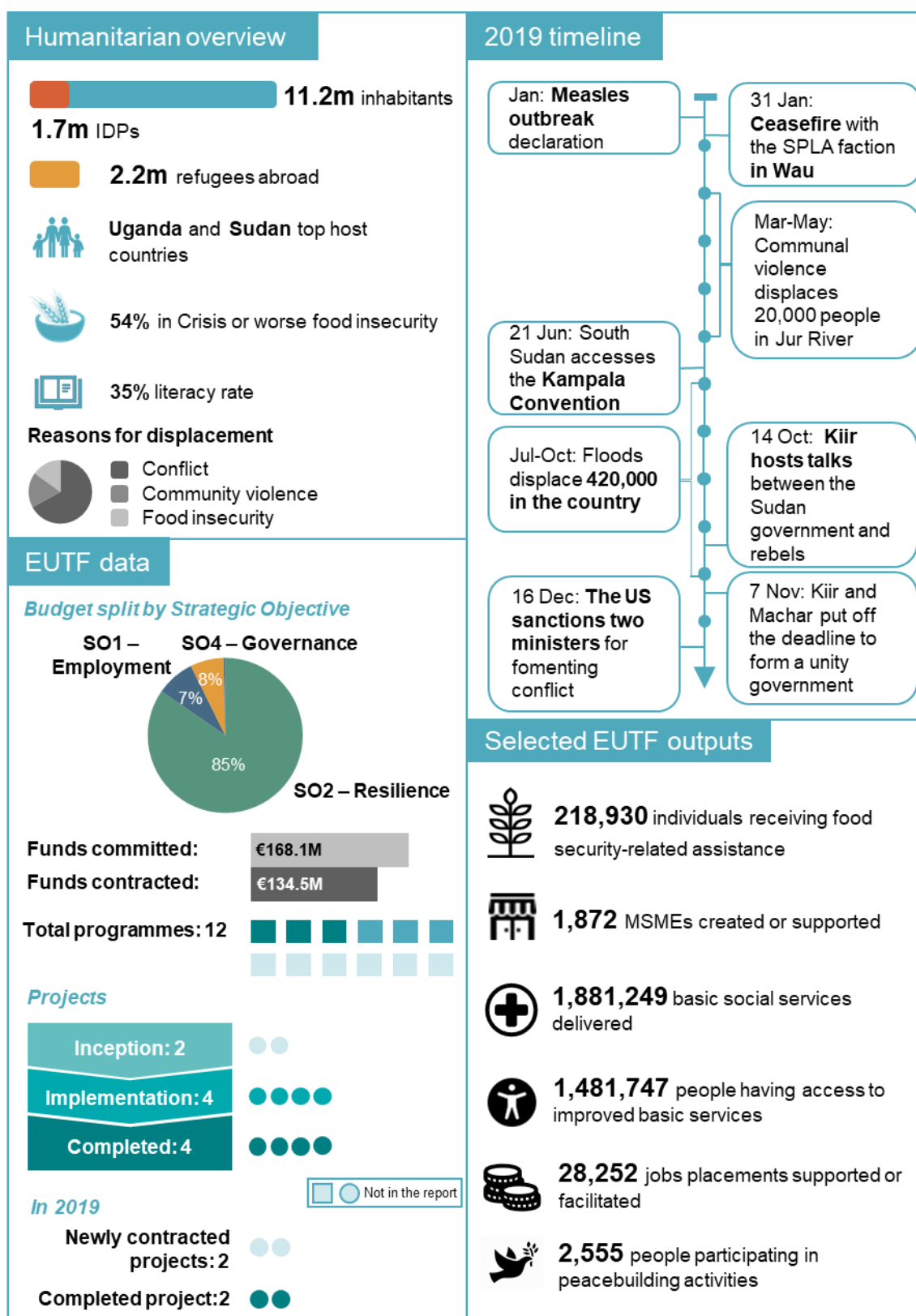
6.4.8. EUTF PROJECTS IN THE REPORT – SUDAN

Table 13: Sudan projects implementing and with data to report, December 2019

Programme Name	EUTF ID	Project Name	Lead IP	EUTF Budget
Regional Development and Protection Programme in Sudan: Enhancing alternatives to first and secondary movement from Sudan (RDPP Sudan)	T05-EUTF-HOA-SD-11-01	Support Migrants and Host Communities in improving Access to Safe Water and Sanitation - Eastern Sudan (RDPP SD AICS)	AICS	€1,000,000
	T05-EUTF-HOA-SD-11-02	RDPP in Sudan: Employment and entrepreneurship development for migrant youth, refugees, asylum seeker and host communities in Khartoum State (RDPP SD UNIDO)	UNIDO	€3,000,000
	T05-EUTF-HOA-SD-11-03	RDPP in Sudan: Vocational training for refugees and host communities in Eastern Sudan (RDPP SD GIZ)	GIZ	€2,000,000
	T05-EUTF-HOA-SD-11-04	RDPP in Sudan: Strengthening Protection Services for Refugees and Asylum Seekers in Sudan (RDPP SD UNHCR)	UNHCR	€3,000,000
Education Quality Improvement Programme in Sudan (EQUIP)	T05-EUTF-HOA-SD-31-01	EQUIP Capacity building and coordination (EQUIP SOFRECO)	SOFRECO	€3,600,000
	T05-EUTF-HOA-SD-31-02	Education quality improvement programme through in-service teacher education programme (EQUIP BC)	BC	€4,000,000
	T05-EUTF-HOA-SD-31-03	Education Quality Improvement Programme through Improving Learning Environment and Retention (EQUIP UNICEF)	UNICEF	€6,800,000
	T05-EUTF-HOA-SD-31-04	EQUIP Quality learning environment for access and retention (EQUIP SC)	SC	€3,200,000
	T05-EUTF-HOA-SD-31-05	Education Quality Improvement Programme - Expertise France (EQUIP EF)	EF	€4,000,000
Technical Cooperation Facility for Sudan	T05-EUTF-HOA-SD-38-02	Supporting Health Financing Reforms to improve governance of National Health Insurance Fund and extend insurance coverage to poor and refugee populations (Health Financing Reform WHO)	WHO	€1,000,000
	T05-EUTF-HOA-SD-38-07	Implementation of Sudan-Europe Creative Connections (Sudan-Europe Creative Connections)	Goethe Institut	€350,000 (new in Q4 2019 report)
Improving Nutrition and Reducing Stunting in Eastern Sudan through an Integrated Nutrition and Food Security Approach (Improving Nutrition)	T05-EUTF-HOA-SD-32-01	Improving Nutrition and Reducing Stunting in Eastern Sudan through an Integrated Nutrition and Food Security Approach (Improving Nutrition WFP)	WFP	€8,000,000
Mitigate the effect of El Niño for the host and IDP population in Red Sea, White Nile and North Darfur, Sudan (El Niño SD)	T05-EUTF-HOA-SD-22-01	Mitigate the effect of El Niño for host and IDP Population in Red Sea State to prevent more migration movement (El Niño SD WHH)	WHH	€2,000,000
	T05-EUTF-HOA-SD-22-02	Mitigate the effect of El Niño in White Nile State (El Niño SD ADRA)	ADRA	€3,000,000
	T05-EUTF-HOA-SD-22-03	Mitigate the effect of El Niño in North Darfur State (El Niño SD COOPI)	COOPI	€2,830,000
Strengthening resilience for refugees, IDPs and host communities in Eastern Sudan (Resilience East SD)	T05-EUTF-HOA-SD-13-01	Strengthening Resilience for Refugees, IDPs and Host Communities in Eastern Sudan (Resilience East SD AICS)	AICS	€11,900,000
Strengthening Resilience for IDPs, Returnees and Host Communities in West Darfur (Resilience Darfur)	T05-EUTF-HOA-SD-12-01	Strengthening Resilience for IDPs, Returnees and Host Communities in Kulbus and Jebel Moon West Darfur (Resilience Darfur SD CW)	CW	€2,220,800
	T05-EUTF-HOA-SD-12-02	Strengthening Resilience for IDPs, Returnees and Host Communities in Al Geneina, Beida Sirba, Kerenik – West Darfur (Resilience Darfur SD IMC)	IMC	€4,719,200
Livestock epidemio-surveillance project to support livelihoods of vulnerable rural smallholders and pastoralists (LESP SLSP IFAD)	T05-EUTF-HOA-SD-38-07	Livestock epidemio-surveillance project to support livelihoods of vulnerable rural smallholders and pastoralists (LESP SLSP IFAD)	IFAD	€8,750,000 (new in Q4 2019 report)

6.5. SOUTH SUDAN

Figure 37: South Sudan key facts and figures, December 2019¹



¹ The EUTF funding data is valid as of March 2020.

6.5.1. SOUTH SUDAN IN 2019

In 2019, South Sudan has remained extremely vulnerable to climate change, opposition between armed forces and community clashes. Since the political crisis between President Salva Kiir and Vice-President Riek Machar led to civil war in 2013, conflict between their tribe-based armed factions, communal violence and food insecurity have all posed significant threats to the South Sudanese population. Subsequent attempts to reach a peace agreement in 2015 and 2017 were followed by waves of violence and displacement, as the leaders failed to settle on key issues such as power sharing and the administrative areas' borders. However, decreasing levels of violence have been observed since the signature of the Revitalised Agreement on the Resolution of the Conflict in South Sudan (R-ARCSS) on 12 September 2018 in Addis Abeba by the relevant parties. The ceasefire between the Sudan People's Liberation Army (SPLA) and opposition forces in January 2019 in Wau State (Wau is the second largest South Sudanese town) put an end to more than three years of fighting in the area.

Overall, the conflict has displaced nearly four million inhabitants (out of a population of eleven million) to other parts of South Sudan or neighbouring countries, and has also hampered the development of basic infrastructure throughout the country. The conflict between the government and opposition forces constitutes the most important reason for internal displacement in South Sudan, ahead of community-based violence and natural disaster.¹ According to the latest estimates, a total of 1.7 million individuals have been forced to leave their homes and remain displaced throughout the country.² Despite a wave of returns after the signature of the R-ARCSS, which brought 534,000 South Sudanese back home in the first half of 2019 (from abroad and other parts of the country),³ floods, insecurity and food shortages pushed thousands of individuals to flee again in 2019. There are also 2.2 million South Sudanese refugee, most of whom are hosted in Uganda (39%), Sudan (36%) and Ethiopia (15%).⁴ An estimated 83% of this population consists of women and children, including unaccompanied children, to whom aid agencies and governments still struggle to deliver adequate support.⁵

6.5.2. SOUTH SUDAN AND THE EUTF

The EU intervention in South Sudan has been shaped by the need to support the state-building and peace process while also focusing on the emergency needs of the local population in terms of health, education, nutrition, food security and employment. The EU committed to support the Agreement for Resolution of the Conflict in South Sudan (ARCSS), signed in August 2015, as a witness. The EU was subsequently involved in its revitalisation, a process led by IGAD and which gave birth to the R-ARCSS in September 2018. Since South Sudan is not a signatory to the Cotonou Agreement, and hence is not eligible to European Development Fund funding, the EU has channelled its support to the country through the EUTF. Following the priorities of basic social service delivery, livelihoods protection and peacebuilding outlined above, the EUTF portfolio is centred around the fund's SO2, SO1 and, to a lesser extent, SO4. Food security, health services and educational support represent the main areas of intervention for the EUTF in South Sudan, with a particular focus on childhood and youth. Learning from the impact of the conflict on development-oriented approaches, the EUTF recently adapted its strategy by funding more peacebuilding activities. Such conflict prevention initiatives are often combined with livelihoods and resilience support in a double nexus approach.

¹ DTM IOM, 'South Sudan - Mobility Tracking Round 7', November 2019.

² IOM, 'East And Horn Of Africa — A Region On The Move – 2019 Mobility Overview In The East And Horn Of Africa And The Arab Peninsula', April 2020.

³ DTM IOM, 'A region on the move - Mid-year mobility overview January to June 2019', October 2019.

⁴ UNHCR, 'UNHCR Statistics', April 2020.

⁵ UNHCR, 'South Sudan Refugee Response Plan 2020 – 2021', 2020.

6.5.3. SOUTH SUDAN PROJECTS AND THE EUTF COMMON OUTPUT INDICATORS

The following table presents an overview of the results achieved so far by the EUTF portfolio in South Sudan.

Table 14: EUTF common output indicators for South Sudan, December 2019¹

EUTF Indicator	<2019	2019 (Q4 2019)	Total
1.2 Number of MSMEs created or supported	2	1,870 (0)	1,872
1.3 Number of people assisted to develop income-generating activities	6,484	14,289 (10,789)	20,773
1.5 Number of job placements facilitated and/or supported	28,252	0	28,252
2.1 bis Number of social infrastructures built or rehabilitated	3	120 (10)	123
2.2 Number of basic social services delivered	1,779,966	101,283 (6,442)	1,881,249
2.3 Number of people receiving nutrition assistance	0	100,505 (5,485)	100,505
2.4 Number of people receiving food security [...] assistance	59,045	159,885 (46,782)	218,930
2.7 Number of people reached by campaigns on resilience-building practices [...]	330	48,324 (25,903)	48,654
2.8 Number of staff [trained] to strengthen service delivery	1,148	2,284 (267)	3,432
2.9 Number of people having access to [...] basic services	1,412,600	69,147 (1,050)	1,481,747
3.6 Number of institutions [...] strengthened on protection / migration management	0	8 (0)	8
3.7 Number of individuals trained on migration management	0	180 (0)	180
4.2 Number of staff [...] trained on security, [...] etc.	0	230 (0)	230
4.2 bis Number of institutions and non-state actors [...], conflict prevention, protection and human rights	2	4 (0)	6
4.3 Number of people participating in conflict prevention / peacebuilding activities	325	2,230 (370)	2,555
4.5 Number of cross-border cooperation initiatives created, launched or supported	15	16 (0)	31
4.6 Number of laws, strategies, [...] developed and/or directly supported	56	8 (4)	64
5.1 Number of multi-stakeholder groups [...] gathering	16	35 (10)	51
5.2 Number of planning, [...] tools set up [...]	11	17 (9)	28
5.3 Number of field studies, surveys and other research conducted	13	28 (11)	41

6.5.4. FOOD SECURITY

As the capacity of local actors in South Sudan to provide the population with appropriate life-saving support is limited, the EU aims to fill some of the gaps. High levels of food insecurity persist in the country. In August 2019, FAO estimated that around 6.35 million inhabitants (54% of the population) were in 'crisis' (IPC Phase 3), of whom 1.7 million were in 'emergency', levels of food insecurity (IPC phase 4).² Even though 95% of the land in South Sudan is considered suitable for agriculture and South Sudan has the largest number of livestock holdings per capita³ in Africa, South Sudanese households face frequent food scarcity. According to the resilience analysis conducted by the Cross-Border EI Niño SS – FAO project in border areas, the three shocks that households are most frequently exposed to are high food prices (61% of all surveyed households), violent insecurity (32%) and droughts and prolonged dry spells (26%).⁴

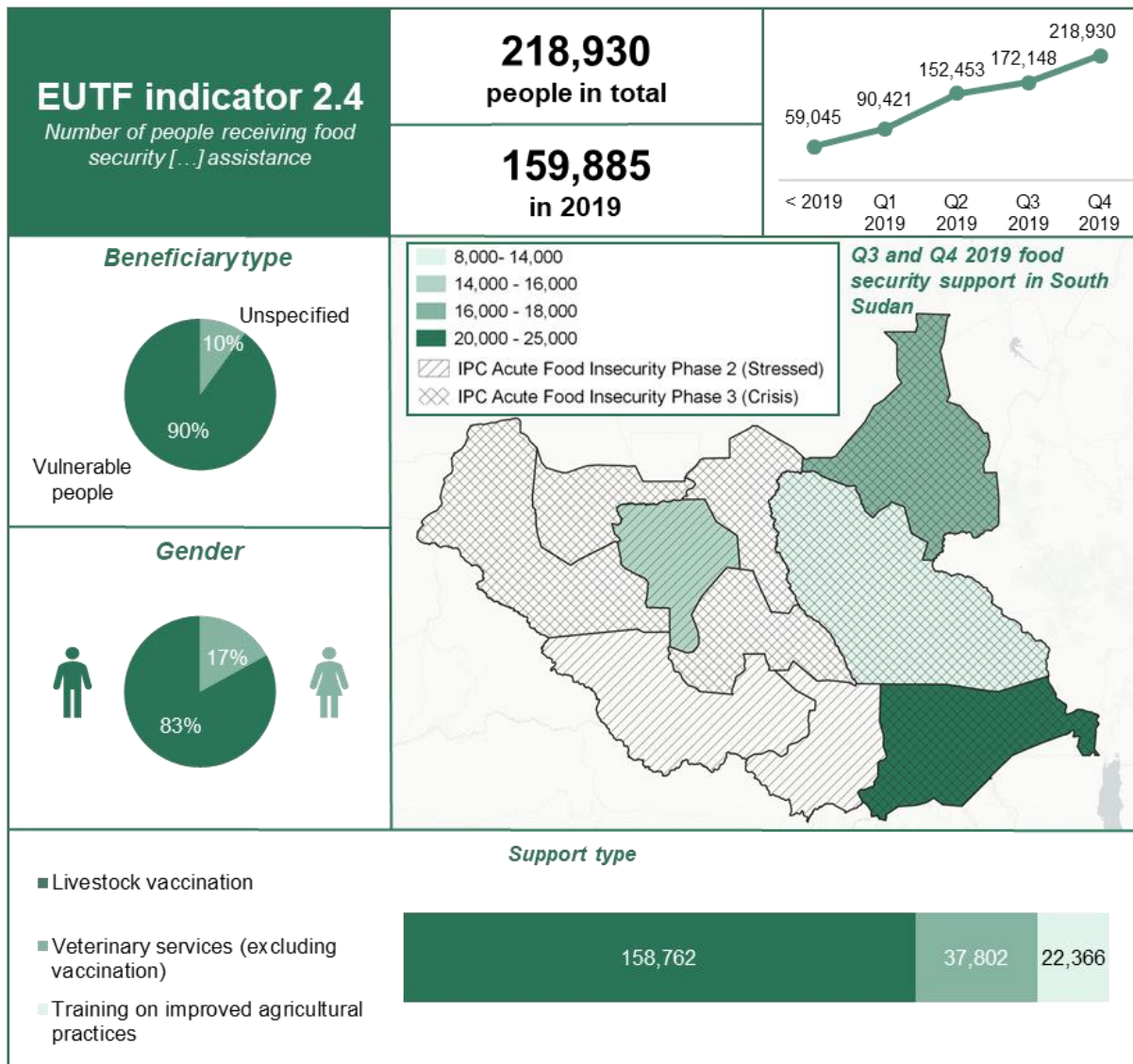
¹ Differences from previous reports are largely due to IP data corrections and are further explained in the errata section.

² FAO, 'South Sudan: Integrated Food Security Phase Classification Snapshot - August 2019 - April 2020', September 2019.

³ FAO, 'Baseline report - Strengthening Livelihood Resilience of Pastoral and Agro- Pastoral Communities in South Sudan's cross-border areas with Sudan, Ethiopia, Kenya and Uganda', June 2019.

⁴ FAO, 'Resilience analysis of pastoral and agro-pastoral communities in South Sudan's cross-border areas with Sudan, Ethiopia, Kenya and Uganda', 2019.

Figure 38: Number of people receiving food security [...] assistance (EUTF indicator 2.4), South Sudan, December 2019



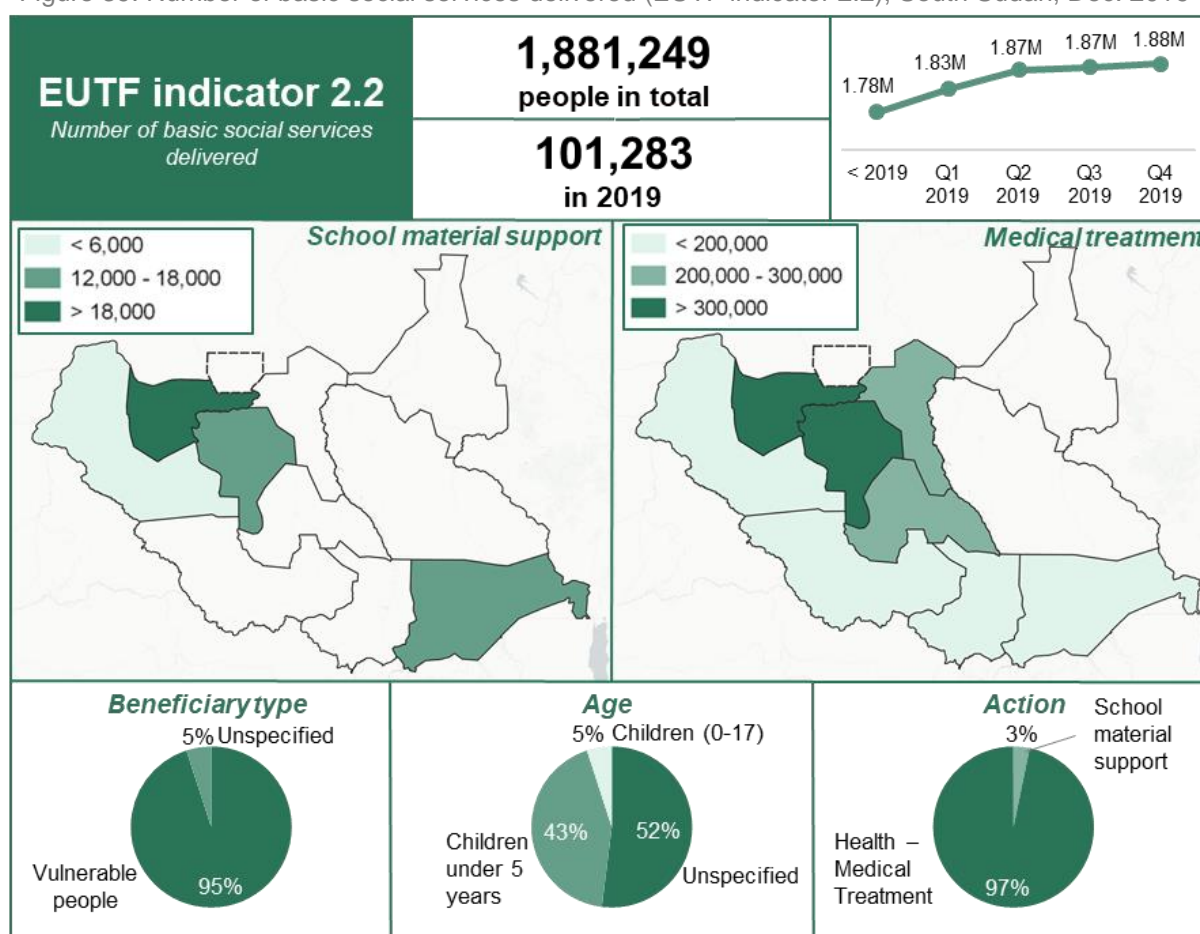
The EUTF intervention in South Sudan therefore focuses on food security and nutrition. As of 31 December 2019, EUTF funding has supported 218,930 beneficiaries with food security-related assistance (the second-highest total behind Ethiopia in the Horn, EUTF indicator 2.4), including 159,885 in 2019. Notably, Cross-Border El Niño SS – FAO has provided 158,762 beneficiaries (87% male and 13% female) with inputs for livestock vaccination and 37,802 (86% male and 14% female) with livestock treatment or deworming medication.¹ These activities fall under the project’s second special objective to prevent outbreaks of transboundary animal diseases in the border areas of South Sudan. The project also trained 931 community animal health workers (EUTF indicator 2.8) and set up seven platforms between South Sudan and its neighbouring countries (EUTF indicator 4.5) to coordinate animal health assistance across the borders with Sudan, Ethiopia, Kenya and Uganda. Finally, the project also reached 47,574 individuals (85% male and 15% female, EUTF indicator 2.7) in order to build local capacity and awareness to prevent further outbreaks.

¹ For livestock vaccination and treatment, the number of beneficiaries is equal to the number of supported households. The gender split corresponds to the proportions of male-headed and female-headed households.

6.5.5. CHILDHOOD NUTRITION AND EDUCATION

As many as 1.3 million children under five were considered to be suffering from acute malnutrition as of September 2019 in South Sudan.¹ The Education in Emergency project implemented by WFP supported 100,505 school pupils in Eastern Equatoria, Northern Bahr el Ghazal, Western Bahr el Ghazal and Warrap States with nutrition assistance in 2019 (55% boys and 45% girls, EUTF indicator 2.3). School meals and food commodity baskets were distributed to the children throughout the entire school year and school vegetable gardens were developed to increase the targeted educational facilities' autonomy. 1,080 children were reached by WFP messaging on best nutritional practices (EUTF indicator 2.7) in the second quarter of 2019. Beyond nutritional assistance, the school feeding programming also serves as an incentive for children to go to school.

Figure 39: Number of basic social services delivered (EUTF indicator 2.2), South Sudan, Dec. 2019²



At least 2.2 million school-aged children and over 75% of primary school-aged girls are estimated to be out of school in South Sudan, according to UNESCO.³ As the country also has one of the lowest literacy rates in the world (37%), incentivising children to go to school and building local educational capacities is critical. The UNICEF-led Education in Emergency project complements the WFP action by supporting teachers and learners in the same schools jointly chosen by the IPs based on vulnerability and accessibility criteria. To date, they have provided learning materials to 60,787 children (55% boys and 45% girls, EUTF indicator 2.2), assisted 934 children with psycho-social support (52% boys and 48% girls, EUTF indicator 2.2) and trained a total of 891 teachers on child-centred teaching (78% men and 22% women, EUTF indicator 2.8). This joint initiative represents the most extensive cooperation

¹ FAO, 'IPC acute food insecurity & acute malnutrition analysis – South Sudan', September 2019.

² 934 beneficiaries of psycho-social assistance / counselling do not appear on the action graph and on the maps.

³ UNESCO, 'Global initiative on out-of-school children – South Sudan country study', May 2018.

between UNICEF and WFP in the field of education in South Sudan.¹ It intends to tackle the disruption of the South Sudanese education system due to the conflict and droughts and to reduce the negative impact thereof on the cognitive and psychosocial development of the local youth.

Focus box 10: Education in Emergency project beneficiary story, South Sudan²

Rebecca and her friends are pupils at Mathiang Primary School in Alek South. The school is one of 150 schools across South Sudan in which WFP is providing school meals to children with support from the EU. Up to 75,000 school children in four former states of Northern Bahr el Ghazal, Western Bahr el Ghazal, Warrap and Eastern Equatoria receive a school meal daily. In some cases, girls take food home as a family incentive to keep sending them to school. South Sudan has the highest proportion of out-of-school children in the world with 2.2 million children not enrolled in schools, partly due to shortages of food in their communities.

A daily school meal provides a strong incentive to send children to school and keep them there. It helps to increase school enrolment and attendance, decrease drop-out rates, and improve their cognitive abilities. Parents confirm that their children are now attending school more regularly since the introduction of the feeding programme in schools.

For Rebecca and her friends, school feeding and education are opportunities to build a better life for themselves. School meals give children a fighting chance at life and a path out of the poverty trap.

'I want to be educated. This is the only way for a better life,' says Rebecca. 'I would like to be a doctor when I grow up. I want to be able to help my community.'

6.5.6. PEACE

South Sudan's longstanding conflict significantly hinders development efforts made by international, national and local actors. The displacement of populations, lack of access to certain areas, destruction or robbery of individual or community assets and the lack of confidence in the country's stability are important obstacles to the development of social services and of the private sector. While the EU has actively supported the ARCSS and R-ARCSS, the monitored EUTF outputs do not indicate significant peacebuilding and conflict prevention achievements yet. The Cross-Border El Niño SS – FAO project facilitated community dialogues on natural resource sharing, in which a total of 2,555 individuals (75% male and 25% female, EUTF indicator 4.3) participated, including 2,230 in 2019.

After observing the impact of the conflict and community tensions on development-oriented approaches, the EUTF has allocated funds for more peacebuilding-oriented actions, notably through the double nexus SORUDEV programme. Although this project has not started reporting outputs yet, the initiative will combine food security, nutrition and livelihoods assistance with peacebuilding, with the aim of reducing the communities' vulnerability to shocks. One of the project's main objectives will be to increase the local population's capacity to predict, anticipate, prevent, absorb and adapt to conflict and establish conflict mitigation and resilience mechanisms. SORUDEV outputs are expected to be reported in 2020. In addition, the EU has decided to support the revitalised peace agreement (R-ARCSS) through the EUTF-funded Conflict Resolution RJMEC programme, which will provide operational support to the Reconstituted Joint Monitoring and Evaluation Commission Secretariat in charge of monitoring the R-ARCSS and will also reach out to the South Sudanese population to promote a wider understanding of the agreement.

¹ WFP, 'Education in Emergency Programme in Four Former States of South Sudan - Progress Report (August 2018 – July 2019)', September 2019.

² Medium, 'I want to be educated. This is the only way for a better life.', 23 December 2019.

6.5.7. REGIONAL INTEGRATION

As reported by the International Crisis Group, regional actors such as IGAD and the Ugandan government played an important role in motivating the Dinka and Nuer leaders to make concessions to reach a deal in February 2020. The peace process in South Sudan has also allowed the government to take on a more active role as a mediator in the region, as Kiir hosted talks between the Sudanese government and rebels in October 2019. Finally, South Sudan joined the East African Community (EAC) in 2016, which should enhance the country's inclusion in regional policies and dynamics. As such, South Sudan is taking on an important role as a regional actor, not least because the resolution of its crisis could positively affect the stability of the entire Horn of Africa region.

The TCF EAC SS project implemented by the individual consultant Tomasz Iwanow takes a forward-looking approach by supporting the implementation of EAC standards, laws and policies in South Sudan. There are numerous benefits to South Sudan's membership in the regional bloc, as it will make it much easier and cheaper to trade with its members, thereby strengthening regional economies and enhancing economic growth through trade creation. Lower trade costs, in turn, can improve South Sudan's food security as food costs decrease. Notably, the project trained a total of 875 staff from national civilian institutions on better service delivery (EUTF indicator 2.8), 180 government staff on migration management (EUTF indicator 3.7) and 230 others on peace and security issues (EUTF indicator 4.2) and EAC standards. The project also advocated for the establishment of a standalone Ministry of EAC Affairs, which is foreseen in the R-ARCSS. This approach aims to strengthen South Sudanese institutional capacity, and to allow the country to benefit from its neighbours' economies and develop policies with them.

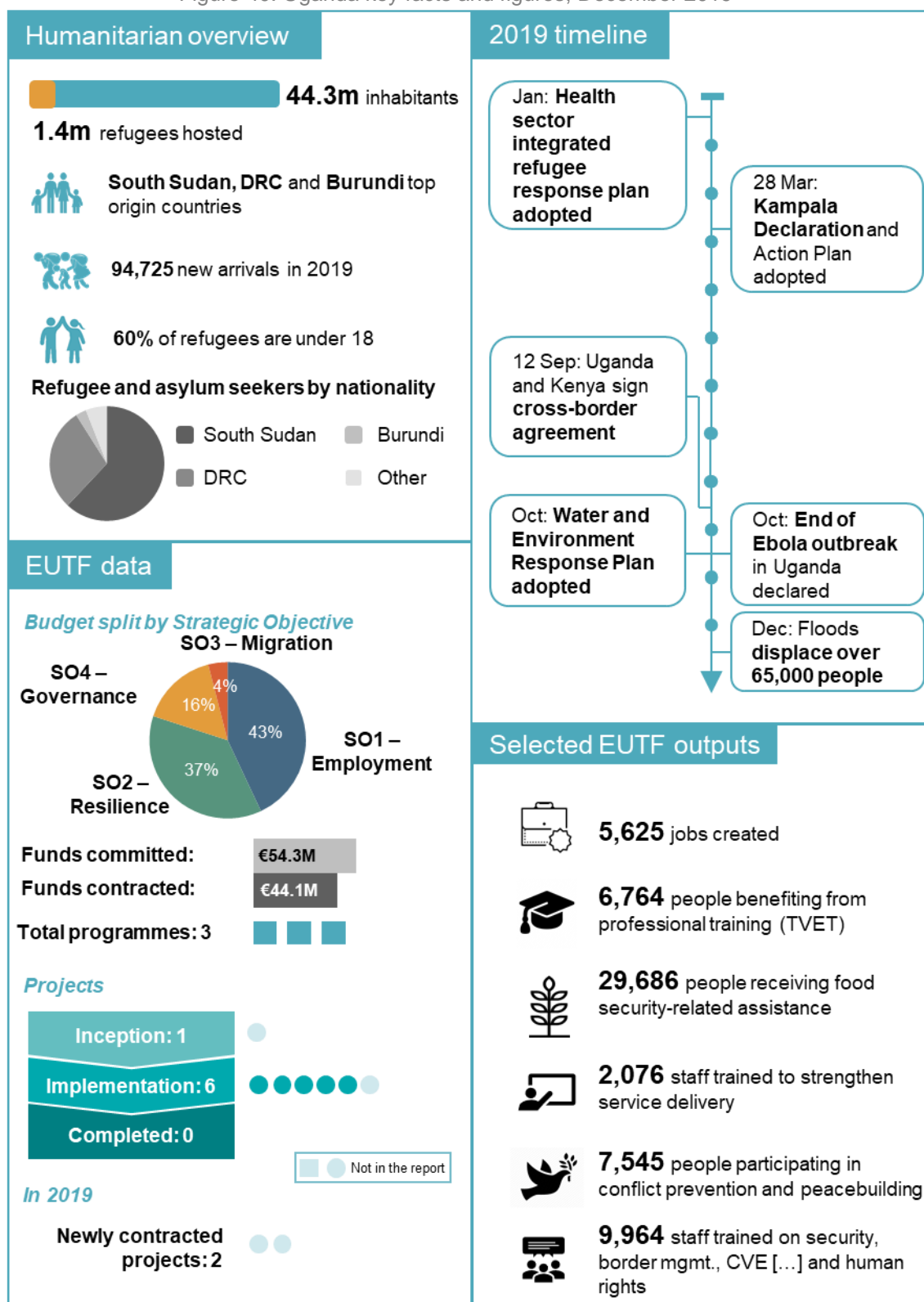
6.5.8. EUTF PROJECTS IN THE REPORT – SOUTH SUDAN

Table 15: South Sudan projects implementing and with data to report, December 2019

Programme Name	EUTF ID	Project Name	Lead IP	EUTF Budget
Health Pooled Fund 2 - South Sudan	T05-EUTF-HOA-SS-04-01	Health Pooled Fund 2 - South Sudan (HPF II DFID)	DFID	€20,000,000 (completed)
Support to stabilisation through improved resource, economic and financial management in South Sudan	T05-EUTF-HOA-SS-05-01	Technical Assistance for Sub-National Capacity Building in Payroll and PFM: Extension and Bridging Phase (Eco. Stabil. Ecorys)	Ecorys	€715,429 (completed)
IMPACT South Sudan	T05-EUTF-HOA-SS-06-01	IMPACT South Sudan (IMPACT MM)	Mott MacDonald	€31,715,258
Strengthening the livelihoods resilience of pastoral and agro-pastoral communities in South Sudan's cross border areas with Sudan, Ethiopia, Kenya and Uganda	T05-EUTF-HOA-SS-21-01	Strengthening the livelihoods resilience of pastoral and agro-pastoral communities in South Sudan's cross border areas with Sudan, Ethiopia, Kenya and Uganda (Cross-Border El Niño SS FAO)	FAO	€27,580,000
Education in Emergency Programme in Four Former States in South Sudan	T05-EUTF-HOA-SS-48-01	Education in Emergency Programme in Four Former States in South Sudan (Northern Bahr El Ghazal (Nbeg), Western Bahr El Ghazal (Wbeg), Warrap And Eastern Equatoria). (Education in Emergency UNICEF)	UNICEF	€13,875,000
	T05-EUTF-HOA-SS-48-02	Education in Emergency Programme in Four Former States In South Sudan (Northern Bahr El Ghazal (Nbeg), Western Bahr El Ghazal (Wbeg), Warrap And Eastern Equatoria) (Education in Emergency WFP)	WFP	€8,313,981
Technical Cooperation Facility for South Sudan 2018 – 2020	T05-EUTF-HOA-SS-50-02	Technical Cooperation Facility (TCF), Integrate Tomasz Iwanow (TCF SS EAC)	Tomasz Iwanow	€354,500 (completed)

6.6. UGANDA

Figure 40: Uganda key facts and figures, December 2019^{1,2}



¹ The EUTF funding data is valid as of March 2020.

² UNHCR, Refugee Influx Dashboard: Uganda Refugee Response, 31 December 2019; UNHCR, Uganda – Refugee Statistics, December 2019.

6.6.1. UGANDA IN 2019

Uganda hosts the largest number of refugees and asylum seekers in Africa (1,381,122), most of whom come from South Sudan (62%), the DRC (29%) and Burundi (3%).¹ Most refugees and asylum seekers (especially those originating from South Sudan) are geographically concentrated in the north-west, adjacent to South Sudan, accounting for 63% of the total refugee presence in the country.² Most refugees and asylum seekers from the DRC can be found in eastern Uganda (Kyangwali, Kyaka II and Rwamwanja) and in south-eastern Uganda (Nakivale and Oruchinga), with the total population of these settlements accounting for 32% of the refugee presence in the country.³ The capital city, Kampala, alone hosts 76,369 refugees (5% of the country's refugee population), most of whom are from the DRC and Somalia as well as Burundi and Rwanda. 175,207 new refugees were reported in 2019, including 94,725 new arrivals (57,242 from the DRC fleeing ongoing conflict in North Kivu and Ituri, 31,663 from South Sudan and 5,820 from Burundi).

Uganda, one of the first countries to endorse the Comprehensive Refugee Response Framework (CRRF) approach, is moving forward with its implementation. Most institutional structures around the CRRF were adopted prior to 2019, and several sectoral response plans were finalised and adopted in 2019. For example, the health sector integrated refugee response plan was adopted in January 2019,⁴ and the Water and Environment Response Plan in October 2019. The Jobs and Livelihoods response plan is currently being finalised and should be ready in the first half of 2020. The management takeover of the water supply in Rwamwanja refugee district by the National Water and Sewerage Corporation was an important development in 2019, showcasing the potential for the government to take over service delivery from the humanitarian system.⁵ The Ugandan government also attended the Global Compact Forum in Geneva in December 2019, committing itself to seventeen pledges.⁶

In the realm of migration policy, the Ugandan government hosted the second IGAD Regional thematic meeting on Jobs, Livelihoods and Self-reliance for Refugees, Returnees and Host communities in March 2019, leading to the adoption of The Kampala Declaration and Action Plan, which include commitments to provide access to quality training programmes to refugees, returnees and host communities, expand labour market access and strengthen the free movement of refugees within countries of asylum.

With regard to health policy, despite the creation of an Ebola preparedness plan, several Ebola cases were detected in Uganda in people who had crossed the border from the DRC. Rapid response teams were dispatched in the country along the border with the DRC to prevent Ebola from spreading in the country. By October 2019, the government of Uganda declared an end to the outbreak in Kasese District (with three fatalities in total) as no new case had been registered for 42 days.^{7,8} A large-scale measles-rubella and polio immunisation campaign was also conducted in the second half of 2019, with over 19 million children vaccinated against measles-rubella and close to 8 million against polio.⁹

On the political front, a memorandum of understanding was signed on 12 September between the Kenyan and Ugandan governments to strengthen cross-border cooperation and socio-economic outcomes among the Karimojong pastoralist communities in Uganda and the Turkana and West Pokot pastoralist communities in Kenya.¹⁰

¹ UNHCR, *Refugees and Asylum-Seekers in Uganda: Uganda Refugee Response*, December 2019.

² *Ibid.* This also includes South Sudanese refugees in Kiryandongo District.

³ *Ibid.* Kyangwali, Rwamwanja and Kyaka II have a refugee population which is almost solely from the DRC. Nakivale and Oruchinga have mixed refugee populations with significant refugees from Somalia, Rwanda and Burundi residing in these settlements.

⁴ Government of Uganda, 'Government launches the Health Sector Integrated Refugee Response Plan (2019-2024)'.

⁵ Government of Uganda/UNHCR, 'Government takes over the management of water supply in Ugandan refugee settlement', October 2019.

⁶ UNHCR, 'Global Compact on Refugees, Pledges and Contributions', November 2019.

⁷ MSF, 'DRC Ebola Outbreaks: Crisis update – April 2020', April 2020.

⁸ Government of Uganda, WHO, 'Uganda declares end of Ebola outbreak', October 2019.

⁹ Government of Uganda, 'Update on national measles-rubella and polio immunisation campaign', November 2019.

¹⁰ President – Republic of Kenya, 'Kenya, Uganda Sign Pact to End Cross-border Conflicts, Promote Devt. In Turkana, Pokot and Karamoja', 12 September 2019.

Floods and landslides occurred in December 2019 due to heavy rainfall, leading to 65,520 people being displaced and 65 deaths across thirteen districts of Uganda.¹ These follow less severe floods and landslides that occurred in June.² The food security outlook in Uganda remains positive at the end of 2019 due to the heavy rainfall, with few areas in IPC phase 2 (stressed), most of which are found in north-eastern Uganda (Karamoja cluster).³

6.6.2. UGANDA AND THE EUTF

The EUTF in Uganda focuses on the country's immediate stability by helping it to deal with the pressures arising from the large number of refugees that the country hosts under its generous refugee policy. The budget allocated to projects under the SPRS-NU programme was doubled in 2017 in response to the large-scale influx of South Sudanese refugees in north-western Uganda in 2016-2017, following the extension of the South Sudanese civil war to the Equatoria region and the failure of a tentative peace deal. The programme was also expanded to include Kiryandongo district. The SPRS-NU programme focuses on livelihoods, conflict prevention and basic services for refugees and the host communities.

The EUTF approach in Uganda is aligned with the CRRF efforts being led in the country, with the new RISE programme focusing a larger portion of its efforts on governance. For example, the RISE CARE project, which is currently in its inception, aims to develop a district preparedness plan to prepare for potential future forced displacement in eastern Uganda. Future programmes focusing on refugees in Uganda include the '*Response to Increased Environmental Degradation and Promotion of Alternative Energy Sources in Refugee Hosting Districts*' (approved in the December 2019 EUTF HOA Operational Committee), which will focus on environmental degradation (in alignment with the recently adopted water and environment sectoral plan), as well as SUPREME EU (approved in December 2018), which will focus on improving co-existence between refugees and host communities as well as access to decent employment.

The EUTF in Uganda also focuses on issues around employment and basic services in an urban context through the SSCoS IOM project, which undertakes activities related to conflict mitigation as well as integrating marginalised communities through the provision of income-generating activities. The project's focus – on slum communities in which refugees are present – is worth highlighting in the context of the EUTF portfolio.

¹ ECHO, 'Uganda – Floods and Landslides update', December 2019.

² ECHO, 'Uganda – Floods and Landslides update', June 2019.

³ FEWSNET, 'Uganda: Food Security Outlook Update', December 2019. Earlier in the year in April 2019, the Karamoja area of Uganda experienced IPC Phase 3 (Crisis) food security outcomes.

6.6.3. UGANDA PROJECTS AND THE EUTF COMMON OUTPUT INDICATORS

The following table presents an overview of the results achieved so far by the EUTF portfolio in Uganda.

Table 16: EUTF common output indicators for Uganda, December 2019¹

EUTF Indicator	<2019	2019 (Q4 2019)	Total
1.1 Number of jobs created	3,141	2,484 (298)	5,625
1.2 Number of MSMEs created or supported	369	63 (11)	432
1.3 Number of people assisted to develop income-generating activities	19,183	13,192 (51)	32,375
1.4 Number of people benefiting from professional training (TVET) [...]	2,851	3,913 (1,965)	6,764
2.1 bis Number of social infrastructures built or rehabilitated	10	5 (0)	15
2.1 Number of local development plans directly supported	0	3 (0)	3
2.3 Number of people receiving nutrition assistance	29,487	7,054 (0)	36,541
2.4 Number of people receiving food security [...] assistance	21,629	8,057 (0)	29,686
2.7 Number of people reached by campaigns on resilience-building practices [...]	318	1,412 (221)	1,730
2.8 Number of staff [trained] to strengthen service delivery	832	1,244 (0)	2,076
2.9 Number of people having access to [...] basic services	5,324	67,465 (0)	72,789
3.6 Number of institutions [...] strengthened on protection / migration management	3	0	3
4.2 Number of staff [...] trained on security, [...] etc..	7,541	2,423 (188)	9,964
4.2 bis Number of institutions and non-state actors [...], conflict prevention, protection and human rights	140	195 (0)	335
4.3 Number of people participating in conflict prevention / peacebuilding activities	4,975	2,570 (0)	7,545
4.6 Number of laws, strategies, [...] developed and/or directly supported	8	9 (0)	17
5.1 Number of multi-stakeholder groups [...] gathering	1,381	198 (4)	1,579
5.2 Number of planning, [...] set up [...]	72	10 (1)	82

6.6.4. LIVELIHOODS AND EMPLOYMENT

Uganda's refugee model is currently considered to be one of the most generous refugee hosting models worldwide, in large part on account of the rights accorded to refugees. They are granted relative freedom of movement², the right to work, and are allocated parcels of land in places referred to as refugee settlements rather than camps (there is no formal encampment policy). Although these policies are extremely generous compared to other countries, studies have shown that the average parcels of land of about 30m² that are allocated to refugee households in Adjumani district settlements are only sufficient to meet household needs.³ Refugees would need approximately 270 times more land to be self-sufficient.⁴ Similar observations can be made with regard to food security in the larger West Nile region (Arua, Adjumani and Yumbe Districts are three of the four districts surveyed in the region)⁵, where 85% of refugees and 62% of hosts are food insecure.⁶ Similarly, refugee households in the West Nile region obtain only 16.3% of their household income from either agricultural income or enterprise, while 66.1% comes from aid.⁷ (However, dependence on aid does diminish with increased tenure.) The

¹ Differences from previous reports are largely due to IP data corrections and are further explained in the errata section.

² ReDSS, Are integrated services a step towards integration, March 2019. While refugees are granted freedom of movement, they must reside or come to the camps to receive food rations thereby limiting their ability to move.

³ Ibid.

⁴ ReDSS, Are integrated services a step towards integration, March 2019. A study by Development Pathways and WFP estimates that refugees would need two acres of land to be self-sufficient when they currently have approximately 0.0074 acres per household. In addition, the average parcel size allocated to refugee households has diminished due to the increased number of refugee arrivals.

⁵ The SPRS-NU programme is implemented in Arua, Adjumani and Yumbe districts in the West Nile region as well as Kiryandongo which is in another region. Activities implemented by RISE GIZ also encompass Moyo district in the West Nile region.

⁶ World Bank, Informing the Refugee Policy Response in Uganda: Results from the Uganda Refugee and Host Communities 2018 Household Survey, 2019.

⁷ Ibid. Other sources of income include remittances (8.2%), wages (9.1%) and other sources (2.9%).

SPRS-NU programme aims to support refugees in this regard, with agriculture-based livelihood training through the SPRS-NU DRC project, while the SPRS-NU Enabel project focuses on the training of beneficiaries in TVET and instant skills.

Focus box 11: SPRS-NU DRC – Vegetable farming transforms women into breadwinners in Kiryandongo, Uganda

Jane is a refugee from South Sudan who currently lives in Cluster MR 2 of the Kiryandongo refugee settlement. She is a member of the Pion Tok Farmers Group that Save the Children supports through the SPRS-NU DRC project. This livelihood group comprises 25 members, including 23 women, who are mostly involved in vegetable production as well as VSLAs.

The project equips these farmers with several types of vegetable seeds and tools such as watering canes, snap sac sprayers, local hoes and rakes. This is then supplemented with training on production and land cultivation, with the final aim being to improve food production and combat malnutrition, as well as to provide supplemental income to meet the needs of refugees and host community members.

As a result of the knowledge gained from the project, Jane is now able to grow vegetables during the dry season through agricultural techniques such as drip irrigation, using appropriate seedbeds and making use of mulching as a crop cover to conserve water.

‘Through my vegetable sales in Magamaga local market, I managed to start rearing chickens. I’m able to buy household needs like cooking oil and meat at least two times a week, which we couldn’t afford before. Even without the project, I am now strong enough to stand on my own and support my family’.



Figure 41: Jane, a South Sudanese refugee, handles vegetables, Uganda. Photo: Save the Children.

For instance, the SPRS-NU DRC project has provided agricultural start-up packs to 29,686 beneficiaries (EUTF indicator 2.4) in total (8,057 in 2019 alone), including 55% from the host community and 45% refugees. These start-up packs, composed of items such as hoes and seeds, are provided once members of the livelihood groups have completed the ten modules of the ERI/PAED curriculum.¹ One of the particularities of the approach employed by SPRS-NU DRC is that livelihood groups are mixed, with each group containing both members of the host community and refugees (if feasible). This allows target groups to have a more gender-balanced mix² and encourages peaceful co-existence. Additionally, in an encouraging finding from the mid-term review of the project, mixed groups in the districts of Arua and Yumbe have easier and increased access to land.³

36,541 members of these mixed livelihood groups, including 46% from the host community and 54% refugees, were trained in nutrition to better understand the requirements of a sufficient and balanced diet – accounting for all beneficiaries reported under EUTF indicator 2.3 in Uganda. Many of these same beneficiaries were also given access to financial services, with 31,450 people benefiting from VSLA training (EUTF indicator 1.3), including 51% from the host communities and 49% refugees. 3,973 beneficiaries, of the mixed livelihood groups, were employed in MSMEs created as a result of the project (EUTF indicator 1.1), with most beneficiaries being women (66%). These individuals created 230 business plans which were supported by the project (EUTF indicator 1.2). Most beneficiaries presented

¹ The Enabling Rural Innovation (ERI) approach is a strategic and participatory approach that puts small-holder farmers at the centre of the development process and is solution-focused. The Participatory Agro-Enterprise Development is the business orientation component of ERI that is focused towards promoting livelihoods.

² Most South Sudanese refugees in Uganda are women and children with men often staying behind in South Sudan.

³ Sorcha O’Callaghan, Annie Hurlstone, ‘MTR: Support Programme to the Refugee Settlements and Host Communities in Northern Uganda (SPRS-NU)’, December 2018. This observation does not hold true for the district of Kiryandongo however.

a business plan for an enterprise of their choice after having graduated from the ERI/PAED. Most of these businesses are agro-based enterprises (crops or livestock). Other beneficiaries who were looking for off-farm opportunities or required further skills building were linked with Enabel.

A total of 6,764 persons benefited from professional training (TVET) and/or skills development (EUTF indicator 1.4) with 299 trained on the job, 2,650 benefited from skills development and 2,655 benefited from a mixture of TVET and skills development.¹ This includes 1,839 beneficiaries trained by the SPRS-NU Enabel project, through instant courses on identified skill gaps including soap making, coding, compressed brick production, masonry and energy efficient stove making. The SPRS-NU Enabel project trained these individuals through the use of the Skills Development Fund (SDF), which is a funding instrument that strengthens the capacity of TVET providers to increase their absorption capacity to respond to the (increasing) needs of the refugee and host community populations in the area of intervention. As such, the SDF modality finances approved business TVET (BTVET) programmes and pays for the tuition costs, maintenance allowance and travel allowance of the people attending these courses. There were also 2,655 graduates of formal and non-formal TVET and entrepreneurship trainings, of which 33% were from the host community and 67% were refugees.² These beneficiaries undertook longer term training in subjects such as hospitality, hair dressing, garment and fabric making, motor vehicle mechanics, agriculture and livestock, electrical installation and welding. The intervention undertaken by Enabel is part of a larger set of interventions aligned with the national BTVET strategic plan 'Skilling Uganda'. The SSCoS IOM project, which is being implemented in slum areas of Kampala, trained 811 students in soft skills (810 from the host community and one refugee). The project also trained 365 cooperative members and provided material support to 560 people for business creation (under EUTF indicator 1.3). Finally, RISE GIZ accounts for the other 1,160 beneficiaries reported under EUTF indicator 1.4, with most beneficiaries being women (66%).

6.6.5. ACCESS TO BASIC SERVICES

Access to basic services remains poor for host communities and refugees alike in the West Nile region. Surprisingly, refugees have greater access to improved water (95%), improved sanitation (46%) and electricity (50%) than their host community counterparts (76% of whom have access to improved water, 19% to improved sanitation and 32% to electricity).³ This can be explained by the large-scale humanitarian response in the region, as well as by Uganda's progressive refugee hosting framework. On the other hand, completion rates for primary and secondary education are slightly higher among host communities than among refugees in Uganda (11% of host community members completed primary education in West Nile, compared to 8% of refugees).

The SPRS-NU ADA project forms part of the WASH component of the SPRS-NU programme. This project aims to improve access to water in several refugee settlements and the surrounding host communities by building water supply systems. To that end, two new water supply systems were built by the project in Q3 2019 (EUTF indicator 2.1 bis) in Adjumani and Kiryandongo Districts, improving access to water for 63,272 people (EUTF indicator 2.9), including 70% refugees and 30% from host communities, with similar numbers reached in both districts. The SPRS-NU ADA project is currently constructing new piped water supply systems in Arua and Yumbe Districts, which should be completed in 2020, and is involved in the construction of a faecal sludge treatment plant (FSTP) in Adjumani district. The FSTP will allow target communities to safely dispose of faecal sludge, thereby forming the end of a value chain that includes mechanical emptying, collection and transport services. The cash for

¹ 1,160 beneficiaries were trained in an 'other' subject.

² Non formal TVET courses are courses in which beneficiaries do not receive formal certification.

³ World Bank, Informing the Refugee Policy Response in Uganda: Results from the Uganda Refugee and Host Communities 2018 Household Survey, 2019.

work modality for the construction of these infrastructure led to the creation of the equivalent of 91 jobs (EUTF indicator 1.1).¹

The SPRS-NU DRC project is also involved in providing education through its accelerated learning programme. This activity provides free education for children who either dropped out of school or never had the opportunity to attend school in the first place. The project recruited and trained 299 ALP facilitators (EUTF indicator 1.4), including 163 in 2019 (116 from the host community and 47 refugees). As a result, 9,517 out of school children have been given access to education (EUTF indicator 2.9) since the beginning of the project (with 4,193 in 2019 alone), including 7,719 refugees and 1,798 members of the host community in the districts of Arua (2,933), Adjumani (2,493), Kiryandongo (1,529) and Yumbe (2,562). Nevertheless, despite increased access to education, attendance in both mainstream and ALP centres remains low as some beneficiaries miss school to collect household distributions.² 461 teachers were also provided with on-going training (including 231 in 2019 alone) to prepare lesson plans and use child-friendly methodologies in the classroom context. Unfortunately, a mid-term review of the project notes that there is high staff turnover among ALP teachers because many obtain government jobs as a result of the skills they have learned.³

6.6.6. CONFLICT PREVENTION AND PEACEBUILDING

EUTF support for conflict prevention and peacebuilding is implemented in refugee contexts as part of component two of the SPRS-NU DRC project. EUTF support is also being implemented through the SSCoS IOM project in Kampala. This project focuses on providing economic opportunities and preventing conflict in marginalised communities in urban slums.

In refugee-hosting areas of Uganda, 'significant strains and tensions exist' in relations between refugees and host communities, especially in regard to access to natural resources, services and humanitarian assistance.⁴ Issues around conflict prevention and peacebuilding between refugees and host communities are notably illustrated by the December 2019 clash between South Sudanese refugees and the host community in Adjumani District, which left one person dead and over 680 host community members displaced.⁵ Furthermore, conflict among refugees themselves (especially South Sudanese refugees) is often overlooked in conflict analyses.

The SPRS-NU DRC project trained 8,851 beneficiaries (EUTF indicator 4.2), including 7,756 community representatives and 1,095 services providers. This includes 6,240 local community actors trained on the land tenure system, land rights and how to manage conflicts. Most of these beneficiaries were trained prior to 2019, with only 332 beneficiaries trained in 2019 (in Q2 only). These activities have had some success as the MTR notes that 63% of conflictual cases brought in front of the Local Courts (LC – for the host community) and Refugee Welfare Councils (RWC – for refugees) were successfully resolved.⁶ The same project trained 1,516 members from LCs and RWCs, including 626 in 2019 alone. Interestingly, 74% of those trained are men, which may be attributed to the fact that LC and RWC members are elected by their peers. Members of these bodies were trained on alternative dispute mechanisms with a specific focus on land conflict mitigation and resolution mechanisms. An interesting recommendation emanating from the MTR was that conflict management training should be focused on institutions rather than individuals. This is particularly relevant in the case of Adjumani, where 90% of leaders subsequently lost their position following elections.⁷

¹ Jobs created through cash for work are calculated on the basis that a created job is equivalent to 230 days of work. It should be noted that while cash for work plays an important role in improving access to basic services and injecting cash into the affected community, it has limited potential for sustainable economic improvement.

² Sorcha O'Callaghan, Annie Hurlstone, MTR: Support Programme to the Refugee Settlements and Host Communities in Northern Uganda (SPRS-NU), December 2018. This observation does not hold true for the district of Kiryandongo however.

³ Ibid.

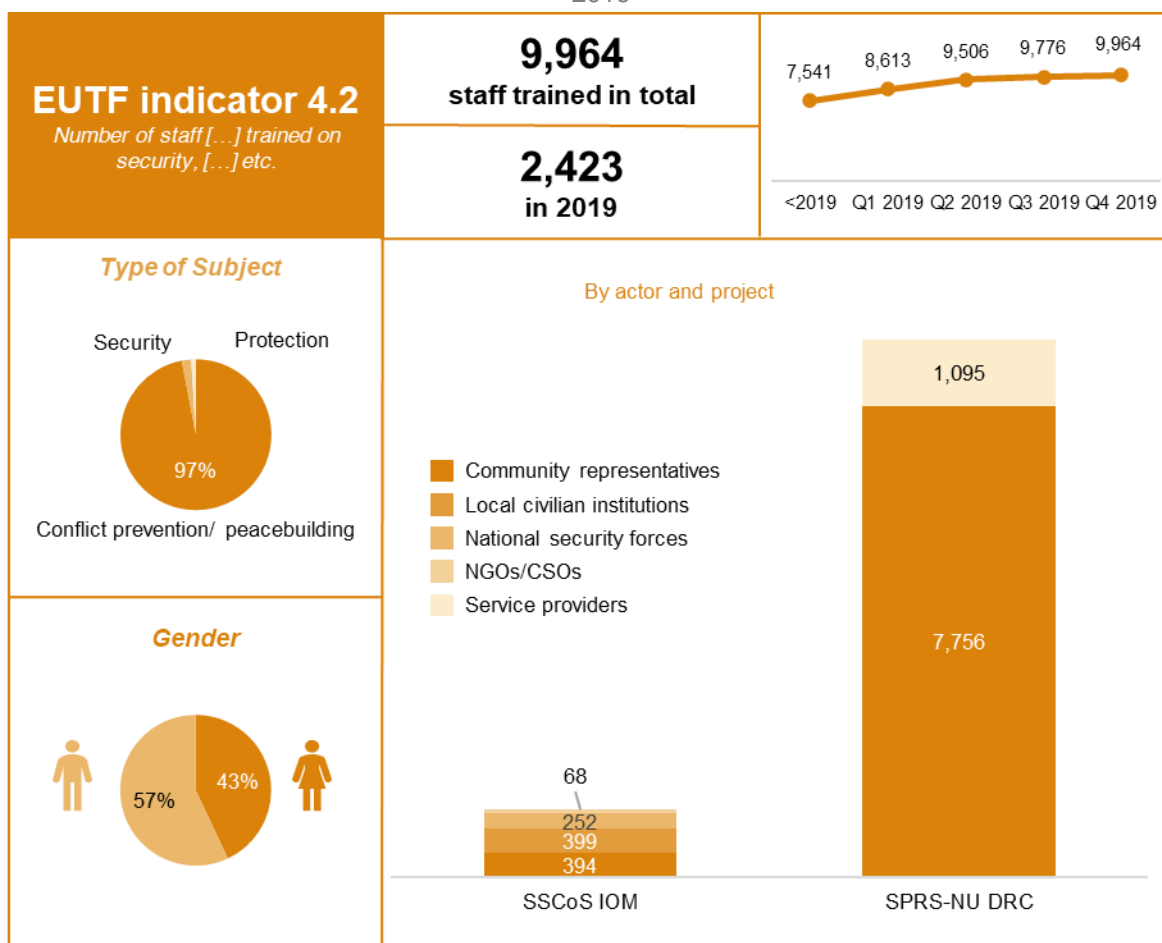
⁴ ReDSS, Are integrated services a step towards integration?, March 2019.

⁵ East African, Refugees, host community fight in Uganda, December 2019.

⁶ Ibid. This observation does not hold true for the district of Kiryandongo however.

⁷ Sorcha O'Callaghan, Annie Hurlstone, 'MTR: Support Programme to the Refugee Settlements and Host Communities in Northern Uganda (SPRS-NU)', December 2018.

Figure 42: Number of staff [...] trained on security, [...] etc, (EUTF indicator 4.2), Uganda, December 2019



The SSCoS IOM baseline assessment highlights that poverty and unemployment ‘have been singled out as the most important drivers to violence and conflict’ in the targeted slum areas.¹ This is confirmed by the fact that the biggest sources of grievances among the interviewed populations are poverty and unemployment, with religious extremism coming in last.² As a result, the project focuses its interventions on a range of different issues, including the provision of employment opportunities, strengthening cohesion around basic local services, and preventing conflict in the targeted communities. 1,113 individuals were trained by the project, including 399 members of local civilian institutions, 394 community representatives, 252 members of national security forces and 68 NGO/CSO personnel. 546 individuals attended supply-side accountability interventions held by the project, including 362 in 2019 alone.³ These interventions focus on advocacy and sensitisation of government officials and community members with regard to gaps in service delivery in slum communities. For instance, two service delivery community dialogues were conducted at the end of October 2019 in the slum areas of Bwaise and Kisenyi (99 participants) to discuss health, water and education service delivery with representatives from these respective communities. The project trained 200 police officers, including 50 in the second half of 2019 alone (39 men and eleven women), as reported under EUTF indicator 4.2. Police officers were trained in international human rights best practices as well as preventing and countering violent extremism with the aim of imparting the knowledge acquired to junior police officers. This training will subsequently be mainstreamed into the Uganda Police Force training curriculum.

¹ IOM, ‘Baseline Study: Strengthening Social Cohesion and Stability in Slum Populations’, 2017.

² Ibid.

³ Other 87 beneficiaries had an unspecified status while 258 members of the host community participated.

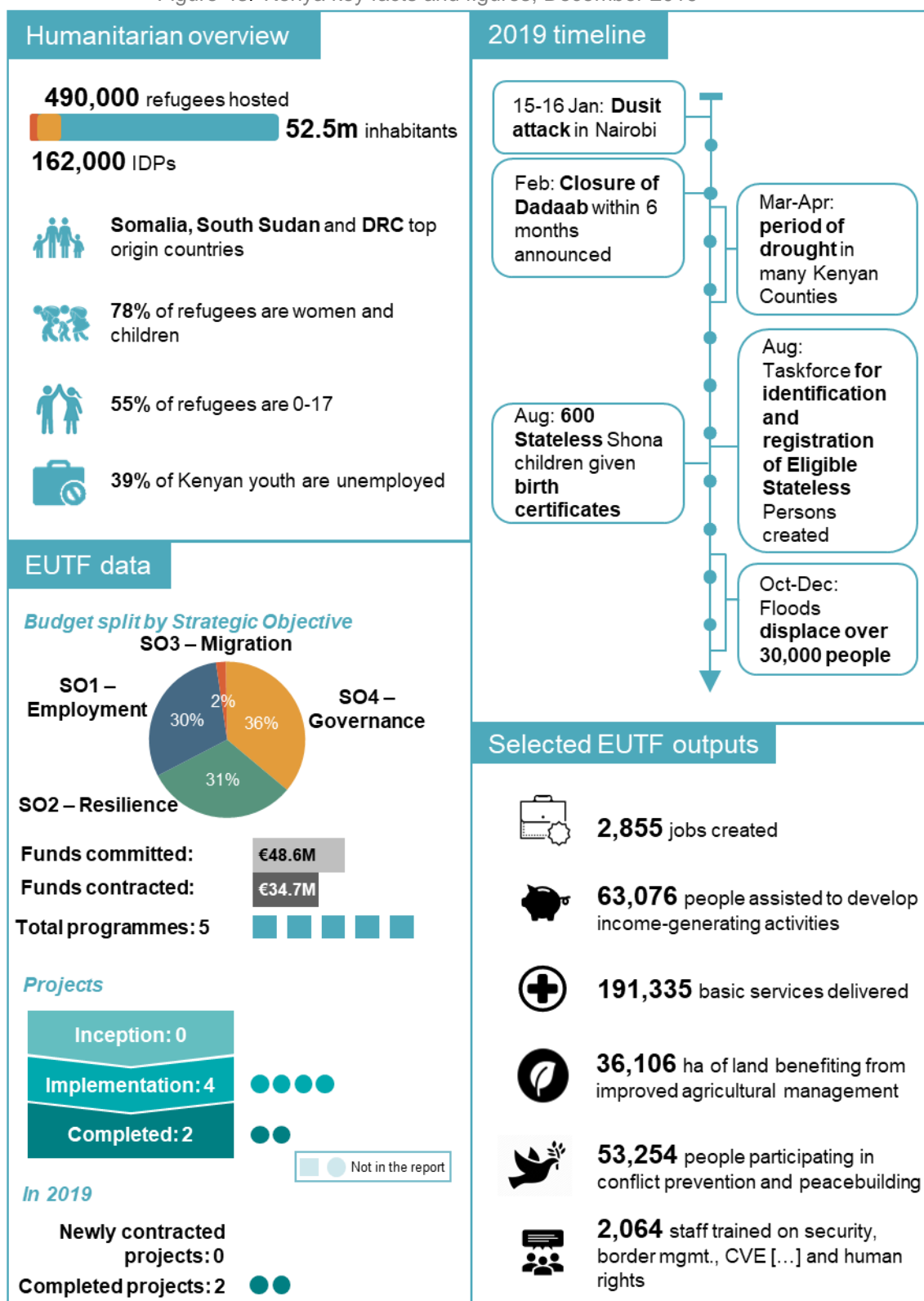
6.6.7. EUTF PROJECTS IN THE REPORT – UGANDA

Table 17: Uganda projects implementing and with data to report, December 2019

Programme Name	EUTF ID	Project Name	Lead IP	EUTF Budget
Strengthening Social Cohesion and Stability in Slum Populations (SSCoS)	T05-EUTF-HOA-UG-08-01	Strengthening Social Cohesion and Stability in Slum Populations (SSCoS IOM)	IOM	€4,300,000
Regional Development and Protection Programme (RDPP): Support Programme to the Refugee Settlements and Host Communities in Northern Uganda (SPRS-NU)	T05-EUTF-HOA-UG-07-01	Support Programme to the Refugee Settlements and Host Communities in Northern Uganda (SPRS-NU Enabel)	Enabel	€4,900,000
	T05-EUTF-HOA-UG-07-02	Support Programme to the Refugee Settlements and Host Communities in Northern Uganda (SPRS-NU DRC)	DRC	€10,000,000
	T05-EUTF-HOA-UG-07-03	Support Programme to the Refugee Settlements and Host Communities in Northern Uganda (SPRS-NU ADA)	ADA	€4,900,000
Response to increased demand on Government Service (RISE)	T05-EUTF-HOA-UG-39-01	Response to increased demand on government service and creation of economic opportunities in Uganda (RISE GIZ)	GIZ	€10,000,000

6.7. KENYA

Figure 43: Kenya key facts and figures, December 2019^{1,2}



¹ The EUTF funding data is valid as of March 2020.

² UNHCR, Kenya: Registered refugees and asylum seekers, December 2019; Business Daily, Census: 39pc of Kenya youth are unemployed, February 2020;

6.7.1. KENYA IN 2019

Kenya is a net receiver of migration inflows, mostly from neighbouring countries that have experienced prolonged periods of political instability, civil war and food insecurity. This is reflected in the distribution of the 489,747 refugees and asylum seekers in Kenya, with most South Sudanese refugees found in the Kalobeyei settlement and Kakuma camp area (in Turkana County, close to the South Sudanese border), while most Somalis are found in Dadaab (in Garissa County, close to the Somali border). These two camp areas account for 84% of all refugees in Kenya. The other 16% reside in urban areas (primarily Nairobi).¹ Kenya is one of the original fifteen pilot countries for the CRRF, although there is no formal CRRF structure or process in place at the moment.² However, a revised Refugee Bill has been developed as part of the CRRF process and is currently being 'tabled for a second reading in Parliament'.³ Most legislative progress has occurred as a result of county-led developments rather than through the nationally led CRRF process (especially in Turkana and Garissa).⁴ In February 2019, Kenyan authorities sent a note to UNHCR disclosing plans to close Dadaab refugee camp within six months.⁵ However, these initial plans never materialised. At the same time, Kenya advanced on the issue of statelessness by providing birth certificates to 600 children from the Shona community in August 2019.⁶ This was followed by the creation of a national taskforce for the identification and registration of Eligible Stateless Persons as Kenyan citizens. Over 2019, the number of voluntary repatriations from Kenya has diminished from a high of 35,407 in 2017 as a result of the tripartite agreement between Somalia, Kenya and UNHCR (for the return of Somali refugees) to 2,332 in 2019.

The environmental and food security situation in Kenya in 2019 was marked by periods of drought interspersed with periods of heavy rain and flooding. The delay in the arrival of the long rains (generally in March-April) led to food relief being distributed by the Kenyan government in the coastal counties of Tana River, Kilifi and Kwale.⁷ In Turkana County, 800,000 out of 1.2 million inhabitants were in need of food during this period.⁸ The generalised trend of recurring droughts was also present in August, with 2.6 million Kenyans facing acute food shortages as opposed to 1.6 million people in May 2019.⁹ In contrast, the short rainy season beginning in October led to heavy flooding, with flash floods and landslides displacing over 30,000 people, as well as causing the deaths of 132 people and 26,000 livestock by the end of the year.¹⁰ The most affected areas were the same regions that were ravaged by a long drought following two consecutive failed rains.¹¹ Large swarms of locusts crossed into the country from Somalia in late December 2019, leading to fears of widespread food insecurity at the beginning of 2020. Finally, the security situation in Kenya remains tense due to the threat of Al-Shabaab, with the Dusit attack in Nairobi (January 2019) illustrating the continued danger.

6.7.2. KENYA AND THE EUTF

The EUTF strategy in Kenya is three-fold, with a focus on a transformative approach towards refugees in Kalobeyei settlement through RDPP Kenya, CVE and conflict prevention throughout the country with an emphasis on coastal and north-eastern counties (Youth programme and NCTC-EU partnership), and youth employment, especially in coastal and north-eastern counties, through TVET and income-generating activities (Youth programme and NCTC-EU partnership).

IDMC, 'Kenya', April 2020.

¹ UNHCR, 'Kenya: Registered refugees and asylum seekers', December 2019.

² ODI, 'The Comprehensive Refugee Response Framework: Progress in Kenya', September 2019.

³ Research and Evidence Facility (REF), 'Comprehensive Refugee Responses in the Horn of Africa: Regional Leadership on Education, Livelihoods and Durable Solutions', December 2019.

⁴ Ibid.

⁵ VOA, 'Fate of Dadaab Refugee Camp in Limbo as Kenya Presses for Closure', May 2019.

⁶ Thomson Reuters, 'End of Statelessness in sight for Shona as Kenya issues birth certificates', October 2019.

⁷ Daily Nation, 'Three Coast counties worst hit by drought to get relief food', March 2019.

⁸ Daily Nation, 'Drought: Thousands facing starvation in Turkana', March 2019.

⁹ The East African, 'Worsening drought puts 2.5m Kenyans at risk of starvation', August 2019.

¹⁰ ECHO, 'Horn of Africa – Heavy Deyr rains', December 2019.

¹¹ WFP, 'WFP Kenya Country Brief: November 2019', November 2019.

6.7.3. KENYA PROJECTS AND THE EUTF COMMON OUTPUT INDICATORS

The following table presents an overview of the results achieved so far by the EUTF portfolio in Kenya.

Table 18: EUTF common output indicators for Kenya, December 2019¹

EUTF Indicator	< 2019	2019 (Q4 2019)	Total
1.1 Number of jobs created	607	2,248 (296)	2,855
1.2 Number of MSMEs created or supported	713	41 (16)	754
1.3 Number of people assisted to develop income-generating activities	45,791	17,285 (3,084)	63,076
1.4 Number of people benefiting from professional training (TVET) [...]	6,165	4,176 (1,622)	10,341
1.5 Number of job placements facilitated and/or supported	1,607	2,461 (93)	4,068
2.1 bis Number of social infrastructures built or rehabilitated	4		4
2.2 Number of basic social services delivered	136,306	55,029 (8,379)	191,335
2.3 Number of people receiving nutrition assistance	53,818	1,777 (0)	55,595
2.4 Number of people receiving food security [...] assistance	27,859	11,425 (303)	39,284
2.6 Hectares of land benefiting from improved agricultural management	34,619	1,487 (3)	36,106
2.7 Number of people reached by campaigns on resilience-building practices [...]	52,894	9,858 (3,873)	62,752
2.8 Number of staff [trained] to strengthen service delivery	998	410 (31)	1,408
2.9 Number of people having access to [...] basic services	41,335	1,210 (0)	42,545
4.2 Number of staff [...] trained on security, [...] etc.	1,041	1,023 (195)	2,064
4.2 bis Number of institutions and non-state actors [...], conflict prevention, protection and human rights	61	130 (49)	191
4.3 Number of people participating in conflict prevention / peacebuilding activities	20,634	32,620 (22,062)	53,254
4.6 Number of laws, strategies, [...] developed and/or directly supported	1		1
5.1 Number of multi-stakeholder groups [...] gathering	23	2 (0)	25
5.2 Number of planning, [...] set up [...]	53	1 (0)	54
5.3 Number of field studies, surveys and other research conducted	8	3 (3)	11

6.7.4. FORCED DISPLACEMENT

The EUTF strategy regarding refugees in Kenya has largely been focused on the Kalobeyei refugee settlement served by the RDPP KE UNHCR project.² The Kalobeyei settlement, created in June 2015, is situated about 40km from the Kakuma camp. The settlement was established to accommodate large numbers of refugees fleeing South Sudan's civil war since 2013. Kalobeyei also serves as a test case for an innovative settlement approach that emphasises refugee and host community self-reliance by providing them with 'better livelihood opportunities and enhanced service delivery'.³ The Kalobeyei settlement has a population of 36,163 refugees.⁴

The Kalobeyei Integrated Socio-Economic Development Plan (KISEDIP) in Turkana West (launched in December 2018) is a twelve-year multi-agency plan, which is an integral part of the County Integrated Development Plan II. Phase I of the plan has \$500M (USD) in budget requirements and covers eight components (health, education, WASH, protection, spatial planning and infrastructure, agriculture, livestock and natural resource management, sustainable energy solutions and private sector and entrepreneurship).

The RDPP KE UNHCR project, which was completed in October 2019, was led by four UN agencies, with:

¹ Differences from previous reports are largely due to IP data corrections and are further explained in the errata section.

² Most activities focus on Kalobeyei except for some WFP activities which are also implemented in the Kakuma camp.

³ UNHCR, Kalobeyei Settlement, April 2020.

⁴ UNHCR, FAO, WFP, UNICEF, 'RDPP Progress Report: 01 July to 31 October 2019', 2019.

- UNHCR focusing on health and livelihoods (TVET);
- UNICEF on education and child protection;
- WFP on livelihoods, school feeding and the building of infrastructure for irrigation; and
- FAO on livelihood interventions in relation to agriculture and pastoralism

A total of 154,612 health consultations, including 48,801 in 2019, were dispensed (EUTF indicator 2.2) at the Kalobeyei health centre by UNHCR. This health centre, built by the project prior to 2019 (EUTF indicator 2.1bis), improved access to health for 41,794 beneficiaries (EUTF indicator 2.9). Of particular note with regard to this project is the willingness to integrate the Kalobeyei health services into the county health services, ensuring continuity and moving away from an approach of parallel service delivery. As such, UNHCR is currently discussing the possibility of enrolling 9,000 households (7,500 refugees and 1,500 from the host communities) in the National Health Insurance Fund.

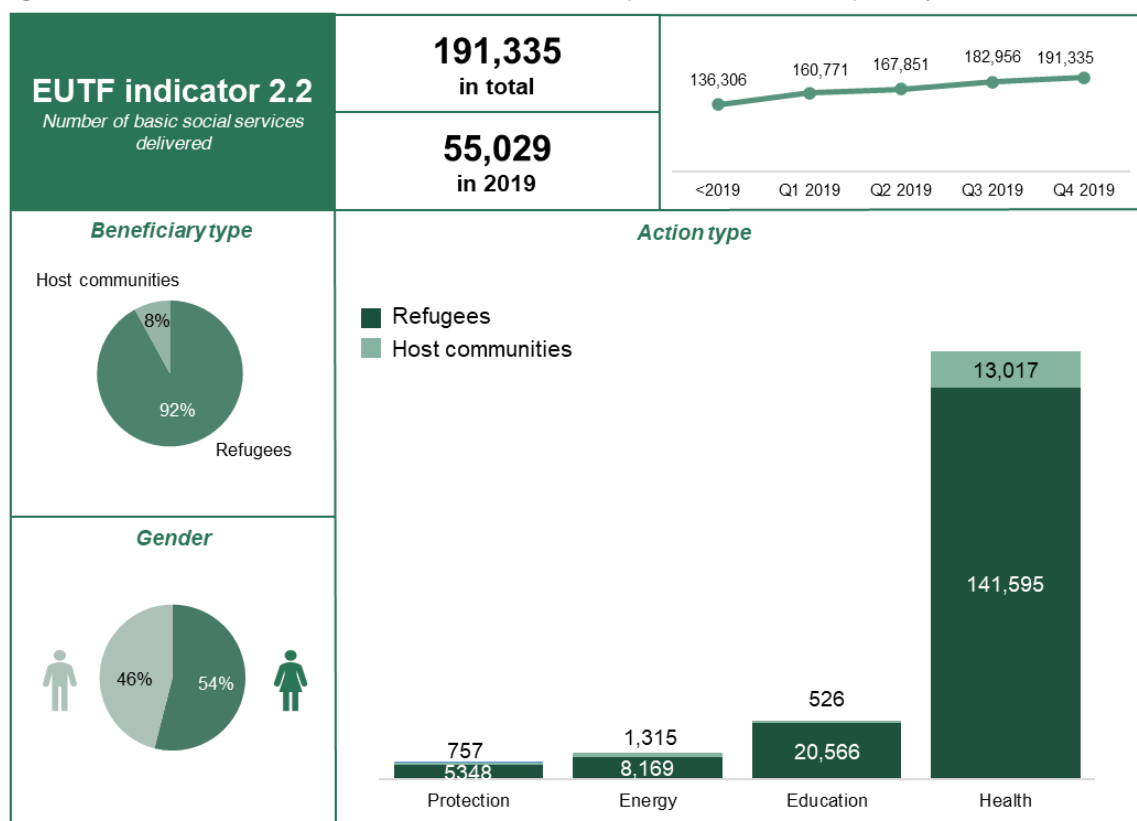
UNICEF focused on interventions related to education and child protection. Three schools were built (EUTF indicator 2.1bis) and 21,092 basic services were delivered in the form of teaching and learning supplies, including play materials (EUTF indicator 2.2). In total, there are 9,858 students enrolled in early childhood development, primary and secondary school. Most students are in primary school (only 1,615 are enrolled in secondary school). Despite these achievements, findings from the mid-term review of the project in late 2018 suggest that 'the level of education is at emergency levels and should be treated as a humanitarian priority', with overcrowded classrooms being the norm in the settlement.¹ With regard to protection, UNICEF has protected and assisted 6,105 children (EUTF indicator 2.2), of which 5,348 were refugees and 757 were host community members. UNICEF also established a child protection management information system (EUTF indicator 5.2). One of the main challenges facing child protection is that there is only one child officer for the entire Turkana West sub-county, 'which is inadequate to meet host community needs, or to absorb refugee caseloads'.² However, following a visit of the County Ministry to Kalobeyei in March 2019, two additional child officers are to be allocated to the area.³

¹ Samuel Hall, 'Mid-Term Review of the EU Trust Fund Regional Development and Protection Programme in Kenya: Support to the development of Kalobeyei', December 2018.

² Ibid.

³ UNHCR, FAO, WFP, UNICEF, 'RDPP Progress Report: 01 July to 31 October 2019', 2019.

Figure 44: Number of basic social services delivered (EUTF indicator 2.2), Kenya, December 2019¹



The objective of refugee self-reliance is being achieved in large part through activities related to agriculture and irrigation. A FAO feasibility study from 2017 showed that crop production is possible ‘in the allocated 438 ha in Kalobeyei settlement’ through the building of several critical infrastructures, including ‘five water pans with a capacity of 30,000 m³ each’.² To date, FAO has trained 16,033 beneficiaries (4,933 refugees and 11,100 host community members reported under EUTF indicator 2.4) through different types of farmer field schools. These beneficiaries were part of 63 field school associations and will begin disseminating their knowledge to their wider communities ‘through beneficiary-led field schools that will coalesce to form viable business entities in the next phase of EUTF support’.³ One particularity of the Kalobeyei approach is the extensive support given to host communities. For example, WFP spearheaded the rehabilitation of three irrigation schemes (Nanyee, Nanpeikar and Koloro) about 150km from Kakuma town in Loima sub-county. This allowed 3,050 host community members (EUTF indicator 2.4) who are growing new vegetable crops (such as kale and spinach) to sell their produce to local markets and to Kakuma and Kalobeyei markets (ensuring the ability of host communities and refugees to live symbiotically).⁴ This strategy of developing water harvesting structures has also led to the construction of two livestock water pans, one irrigation water pan and one shade netted agricultural farm (built between Kalobeyei settlement village 1 and 2). The importance of access to water was reiterated in interviews conducted by the MLS as part of the Lessons Learned exercise as being of crucial importance to achieve the self-reliance objective in Kalobeyei.

¹ 42 of the beneficiaries receiving psychosocial assistance have an unspecified gender.

² University of Oxford/Refugee Studies Centre, ‘The Kalobeyei Model: Towards Self-Reliance for Refugees?’, 10 October 2019.

³ UNHCR, FAO, WFP, UNICEF, ‘RDPP Progress Report: 01 July to 31 October 2019’, 2019.

⁴ Ibid.

Focus box 12: RDPP KE FAO – Morungole Charcoal Group: Promoting peaceful co-existence between host communities and refugees, Kenya

The Morungole Charcoal Group, led by Peter Palal, was provided with three kilns to make charcoal out of a local invasive species (*Prosopis juliflora*). Since its introduction in Turkana and other Kenyan counties 49 years ago, this species has become a menace to the pastoral community, with many goats dying due to indigestion.

A FAO study from Baringo pinpointed the significant potential of this tree for charcoal making. Charcoal is essential for the host community and refugees alike. Indeed, UNHCR gives refugees 10kg of firewood per month, which only covers a third of their requirements. Not only are refugees not legally allowed to collect firewood, but they sometimes resort to trading their food rations for a heap of wood fuel.



Figure 45: Mongole Charcoal Group in Action, Kenya. Photo: FAO/Luis Tato

FAO, with funding from the EUTF, therefore decided to teach the host community, the

Turkana, how to harvest *Prosopis Juliflora* and make charcoal using kilns. There was some initial concern that the Turkana community would also make charcoal out of the local *Acacia* species, but this has not occurred as the tree is an important source of feed for their goats.

'These kilns produce less smoke. After it has been tightly fitted with dried pieces of wood, and the spaces sealed shut with mud, only one person can do the monitoring of the process. It is very efficient,' said Mr. Palal.

The Morungole Charcoal Group is situated seven kilometres from Kakuma, allowing the group easy access to the refugee market. In one month, the group makes a minimum of 300 bags, fetching Ksh 180,000 at the market. This has allowed group members to meet basic requirements (e.g. schooling, healthcare) as well as to buy dry food and vegetables to supplement their usual diets.

The Morungole Charcoal Group is made up of both men and women of all ages. This joint effort is divided among them, with women monitoring the process of charcoal burning in the kiln and selling the produce in the market. The men do the manual work of cutting the trees, chopping the wood before it is placed in the kiln and transporting the ready sacks to the market. The charcoal business has been effective in controlling the spread of *Prosopis Juliflora*. It has also since become a symbol of a symbiotic relationship between the refugee and the host community, opening the gateway for acceptance and peaceful co-existence.

Self-reliance is also being achieved through livelihood activities implemented by WFP and UNHCR. WFP focused on linking smallholders and local traders to markets in the county as well as developing and implementing a retail engagement strategy. UNHCR focused on TVET and skills development as well as financial literacy and entrepreneurship trainings. For instance, WFP trained 1,088 people, including 178 refugees and 910 from the host communities (EUTF indicator 1.4) on good manufacturing practices, small-scale flour fortification and business management (415 of these 1,088 were trained in 2019). The objective of this activity is to support the capacity of five small-scale millers in Turkana County to process sifted and fortified cereal flours for local and institutional markets. WFP also

supported retailers through training (with 481 retailers trained prior to 2019). This activity aimed to address supply chain inefficiencies, improve the availability and affordability of fresh produce and nutritious foods in Kakuma and Kalobeyei markets, and enhance dietary diversification.

Under the UNHCR component of the programme, 738 people were trained through TVET (714 refugees and 24 host community members), 95 refugees were enrolled in apprenticeship programmes and 88 refugees were enrolled in internships (all under EUTF indicator 1.4). Notwithstanding these achievements, the mid-term review of the project observed that the lack of labour market and value chain analysis has been problematic, with '50% of qualitative respondents indicating that the training had not provided them with a source of livelihood'. One of the main challenges in Kalobeyei is to encourage private sector participation to ensure that there is demand for labour and the skills in which people are being trained. This explains the heavy focus placed on economic empowerment of beneficiaries in upcoming EUTF projects, including the *'Piloting Private Sector Solutions for Refugees and Host Communities in North-West Kenya'* by IFC. This project aims to finance, in large part, the Kakuma-Kalobeyei Challenge Fund, which will support companies to scale up or enter the Kalobeyei and Kakuma markets. The project will also promote policy and advocacy to enhance economic integration and self-reliance.

Focus box 13: University of Oxford Refugee Centre –Studies on Kalobeyei, Kenya¹

The Refugee Studies Centre of the University of Oxford has published several research publications focusing on the Kalobeyei model of refugee self-reliance, including 'The Kalobeyei Model: Towards Self-Reliance for Refugees?' (2019).

This study shows, through data collected in 2017 and 2018, that Kalobeyei residents 'have achieved slightly higher levels of dietary diversity, food consumption, calorie intake, and food security' than residents of Kakuma. The study equally notes that possessing a kitchen garden is 'associated with significantly lower food insecurity and higher dietary diversity' (a WFP-led activity with 6,825 households benefiting under the RDPP project).

Other findings of the report show that public goods provision across the two camps is mixed with relatively 'good access to education, some mild improvements in access to water and security, and limited access to healthcare and electricity'. Equally, the study shows that recently arrived refugees in Kalobeyei are more likely to have engaged in a conversation or business transaction with a Turkana local, with the frequency of these interactions increasing over time. Despite increased engagement, relatively few Kenyan nationals decide to reside in Kalobeyei'.

The study concludes that most refugees in the area 'remain a long way from achieving self-reliance', with the economies of both Kakuma and Kalobeyei being based 'almost entirely on international assistance'.




Figure 46: The Kalobeyei Model report cover photo, Kenya. Photo: University of Oxford

6.7.5. SECURITY, CVE & GOVERNANCE

One of the pillars of the EUTF strategy in Kenya is to support stability in the fragile north-eastern and coastal regions of the country and support the capacity of the Kenyan state to deliver good governance, democracy and rule of law. This is a key objective since many Kenyan counties adjacent to Somalia (including Lamu County and north-eastern counties such as Mandera, Wajir and Garissa) were

¹ Photo Credit: FAO/Luis Tato.

disproportionately affected by repeated attacks from Al-Shabaab militants in 2019. For instance, in July 2019, a suspected Al-Shabaab road bomb in Lamu County left two people dead.¹ This is part of a long-term trend, with Al-Shabaab conducting over 100 attacks in north-eastern Kenya since the beginning of 2015. The threat of terrorism was reiterated in Nairobi with the attack on the Dusit D2 Complex (January 2019), which left 28 people dead. The particular significance of the Dusit attack is that it was the first major Al-Shabaab attack in Kenya carried out by terrorists of non-Somali origin, with certain analysts noting that this represents 'a milestone in the realisation of Al-Shabaab's longstanding ambition to become a genuinely regional jihadi movement'.² This recent disruptive context is based on long-term trends of violent extremism in Kenya embodied by attacks starting in the 1990s. Indeed, Kenya constitutes an important ground for radicalisation and recruitment for the Al-Shabaab terrorist group. Not only are most terror-related attacks in Kenya carried out by Al-Shabaab, but an estimated 25% of the group's ranks as of December 2014 are Kenyan nationals.³ Youths are particularly vulnerable to being recruited due to high rates of unemployment. As a result of these developments, a National Strategy to Combat Violent Extremism was launched in 2016 and a Joint Terrorism Task Force was launched in 2019 in the aftermath of the Dusit attack.

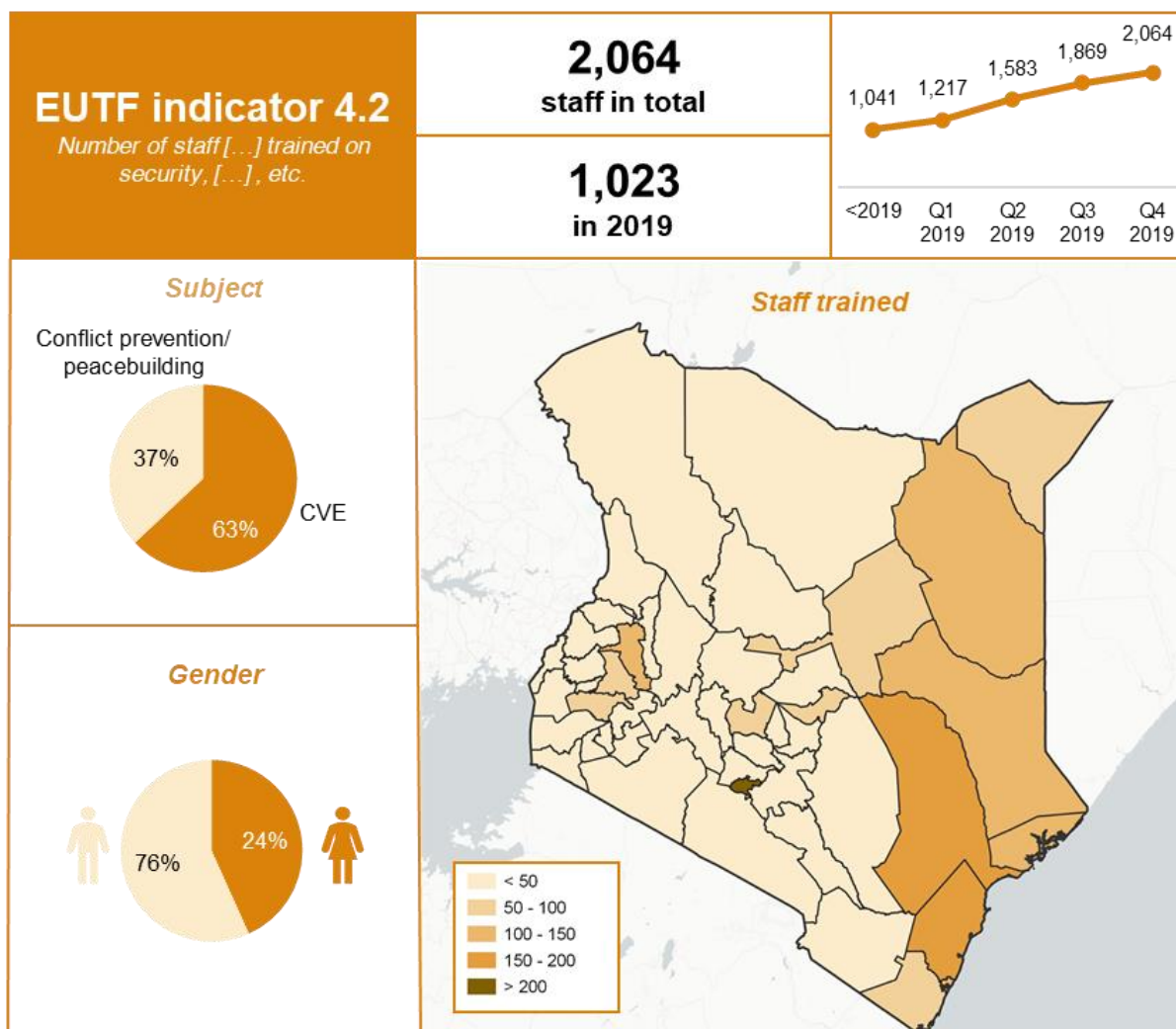
EUTF-funded projects have trained 2,064 people (EUTF indicator 4.2) from government institutions, internal security forces and relevant non-state actors on CVE (63%) and conflict prevention/peacebuilding (37%). 1,023 people were trained in 2019, of whom 50% were from different government institutions (local civilian institutions, national civilian institutions and national security forces). Nairobi is the geographic location with the largest number of staff trained. The National Counter Terrorism Centre (NCTC)-EU partnership project trained 442 frontline workers, including 211 members of the national security forces and 145 members of the national civilian administration, in identification and response to radicalisation and violent extremism across Kenya's 47 counties. The same project trained 130 disengagement specialists, including national security forces (55), community representatives (48), service providers (eight) and NGO/CSO staff (six), using the NCTC-designed disengagement curriculum that aims to foster the disengagement, rehabilitation and reintegration of radicalised youth in areas most affected by radicalisation. In 2019, the Youth KE RUSI project trained 104 people, including 57 mid-level officials (38 in Garissa and nineteen in Tana River) on CVE. These officials were trained on understanding terrorism and violent extremism, disengagement and the role of security and law enforcement agencies in supporting counterterrorism and CVE. The same project trained fifteen radio journalists in Mombasa in 2019.

¹ International Crisis Group, 'Crisis Watch', July 2019.

² CTC Sentinel, 'East Africa's Terrorist Triple Helix: The Dusit Hotel Attack and the Historical Evolution of the Jihadi Threat', July 2019.

³ Counter Extremism Project, 'Kenya', April 2020.

Figure 47: Number of staff [...] trained on security, [...] etc, (EUTF indicator 4.2), Kenya, Dec. 2019



In addition, many beneficiaries were reached by messages about CVE and conflict prevention (EUTF indicator 4.3) through EUTF interventions for the first time in 2019. The NCTC-EU project alone reached 19,096 individuals in Q4 2019, including 12,112 individuals in sixteen counties, with messages about violent extremism and terrorism. Most of these beneficiaries were youth initiates (2,548 men and 24 women) following alternative rites of passage and 8,692 parents and/or guardians (EUTF indicator 4.3).

Figure 48: Photos of initiates, trainers and NCTC staff in Nyeri County, Kenya. Photo: NCTC.



The sessions with the initiates aimed to help members of the public identify radicalisation and incitement to respond appropriately and safely.

The Youth KE KRCS project reached 17,718 individuals (EUTF indicator 4.3), including 3,691 (2,438 male and 1,253 female) in 2019 alone, through several activities: 532 persons were reached through the Youth for Good Van campaign, 2,804 through bi-annual youth dialogue forums organised at county level and 355 youth were trained in conflict prevention. The Youth KE RUSI project trained two

additional mentors while 147 mentees completed a one-year cycle programme with mentors (EUTF indicator 4.3) in 2019 (96 in Mombasa and 51 in Nairobi). The purpose of the mentorship system is to reduce radicalisation and recruitment of targeted youth into radical groups in Kenya. This is achieved by conducting one-on-one weekly meetings and through group bi-weekly meetings. Mentees graduate after having shown behavioural change. These mentees are then linked up with potential partners (e.g. KRCS in Mombasa and Kwale) to benefit from programmes offering training in additional skills and economic opportunities.

Focus box 14: Youth KE KRCS – Operational Research: Conflict Drivers and Manifestations across Counties, Kenya¹

Three operational research studies were finalised in Q4 2019 by the Youth KE KRCS project, including one that focuses on conflict drivers and manifestations across the project's areas of intervention in several counties situated in coastal and north-eastern Kenya.

Some of the principle findings include the fact that cases of violence, conflict, extremism and gang-related insecurity are driven by drought, fights over scarce resources, boundary disputes and political incitement, as well as clan and ethnic rivalries. The report also highlights limited employment opportunities for youth, which lead vulnerable young people to join these groups for promises of financial reward, power and respect. Excessive measures employed by security forces to address radicalisation and violent extremism are also noted as a further aggravating factor of anger and frustration among the youth.

The study's recommendations include the need for comprehensive land adjudication mechanisms in these counties, as well as creating resource-sharing agreements as a conflict prevention and management mechanism. Another recommendation is that KRCS should continuously engage in monitoring and research on conflict issues and dynamics in conflict-affected areas, as these keep changing.

6.7.6. ECONOMY AND EMPLOYMENT²

Kenya has a high rate of youth unemployment estimated at 39%, with development in coastal and north-eastern counties lagging behind other areas of the country.³ As noted in the section on governance and CVE, unemployed youth are more likely to be at risk of radicalisation. EUTF-funded projects in Kenya focusing on CVE and conflict prevention have therefore also undertaken livelihood interventions. For example, projects such as Youth KE RUSI linked 68 mentee beneficiaries through a KRCS-led training on business proposals in Q2 2019 (EUTF indicator 1.3).

In 2019, the Youth KE GIZ and Youth KE KRCS projects provided TVET to 3,565 beneficiaries (EUTF indicator 1.4) in total.⁴ Youth KE GIZ trained 3,094 beneficiaries (including 1,479 women) with 2,300 of these finding job placements as a result. Out of these 2,300, 437 beneficiaries found self-employment or are involved in entrepreneurial activities. Meanwhile, 569 Youth KE KRCS graduates (54% female and 46% male) have successfully found employment in 2019 as a result of the training (EUTF indicator 1.1). Beneficiaries found employment in the counties of Mandera (357), Wajir (121), Lamu (54) and Kilifi (37). 61% of these beneficiaries found employment in the second half of 2019.

¹ Photo Credit: FAO/Luis Tato.

² This section excludes any employment-related activities undertaken by the RDPP Kenya project which are discussed in the forced displacement section.

³ Business Daily, 'Census: 39pc of Kenya youth are unemployed', February 2020.

⁴ Due to our current counting methodology for the Youth KE KRCS project, we assume that all TVET graduates will also receive support to find attachment. As a result the total number reported under EUTF indicator 1.4 is 700 despite there currently being 941 TVET graduates from the project.

The Youth KE SAIDC project, whose area of intervention stretches across three Kenyan coastal counties (Kilifi, Kwale and Lamu), intends to revive cashew nut production, which in Kenya has dropped from a peak of 38,000 tonnes in 1978 to a current production of 25,000 tonnes.¹ Cashew nut production constitutes one of the main sources of livelihood for over 60,000 smallholder farmers in coastal Kenya, with demand for nuts increasing.²

Youth KE SAIDC trained 15,151 smallholder farmers (including 8,393 in 2019 alone) in income generating activities (EUTF indicator 1.3) to produce organic cashews. This activity will lead to eventual organic and fairtrade certifications for these farmers. In addition, 189 people were paid incentives to work in the project's three cashew nurseries (one per county), while 955 jobs were created for trained service providers (EUTF indicator 1.1) who will deliver services such as grafting, top working and pest management.³

Finally, while the NCTC-EU partnership project is mostly focused on CVE- and conflict prevention-related activities, it has also begun implementing livelihood-based activities in Q4 2019. More specifically, the NCTC is implementing livelihood activities to support regional development authorities targeting women and youth at risk of radicalisation. The project supported the Lake Basin Development Authority in Siaya and Kisumu Counties in Western Kenya to train 85 people from youth and women groups (33 women and 52 men) in various income-generating activities (EUTF indicator 1.3). Beneficiaries received equipment to start their businesses, including three 2,000-litre water tanks, ten motorbikes and 1,750 chicks together with 50kg of chicken feed. This resulted in the creation of sixteen MSMEs (six tents and chair hire businesses, three poultry farming businesses, three transportation service businesses, one car wash business and one rice farming business) that are reported under EUTF indicator 1.2. These business ventures supported livelihoods for more than 894 people, including the 54 beneficiaries that found direct employment (EUTF indicator 1.1).

6.7.7. EUTF PROJECTS IN THE REPORT – KENYA

Table 19: Kenya projects implementing and with data to report, December 2019

Programme Name	EUTF ID	Project Name	Lead IP	EUTF Budget
Regional Development and Protection Programme in Kenya: Support to the Kalobeyei Development Programme (RDPP Kenya)	T05-EUTF-HOA-KE-17-01	<i>Regional Development and Protection Programme in Kenya: Support to the Kalobeyei Development Programme (RDPP KE UNHCR)</i>	UNHCR	€14,700,000 (completed)
Conflict prevention, peace and economic opportunities for the youth (Youth Kenya)	T05-EUTF-HOA-KE-18-01	Strengthening Resilience to Violent Extremism II (Youth KE RUSI)	RUSI	€3,920,000
	T05-EUTF-HOA-KE-18-02	<i>Conflict Prevention, peace, and economic opportunities for the youth (Youth KE GIZ)</i>	GIZ	€2,920,000 (completed)
	T05-EUTF-HOA-KE-18-03	Conflict Prevention, peace, and economic opportunities for the youth (Youth KE KRCS)	KRCS	€5,920,000
	T05-EUTF-HOA-KE-18-04	Conflict prevention, peace and economic opportunities for the youth (Youth KE SAIDC)	SAIDC	€1,900,000
Kenya-EU partnership for the implementation of the national strategy to counter violent extremism in Kenya (Kenya-EU partnership)	T05-EUTF-HOA-KE-34-01	Kenya-EU partnership for the implementation of the national strategy to counter violent extremism in Kenya (NCTC-EU partnership)	NCTC	€5,300,000

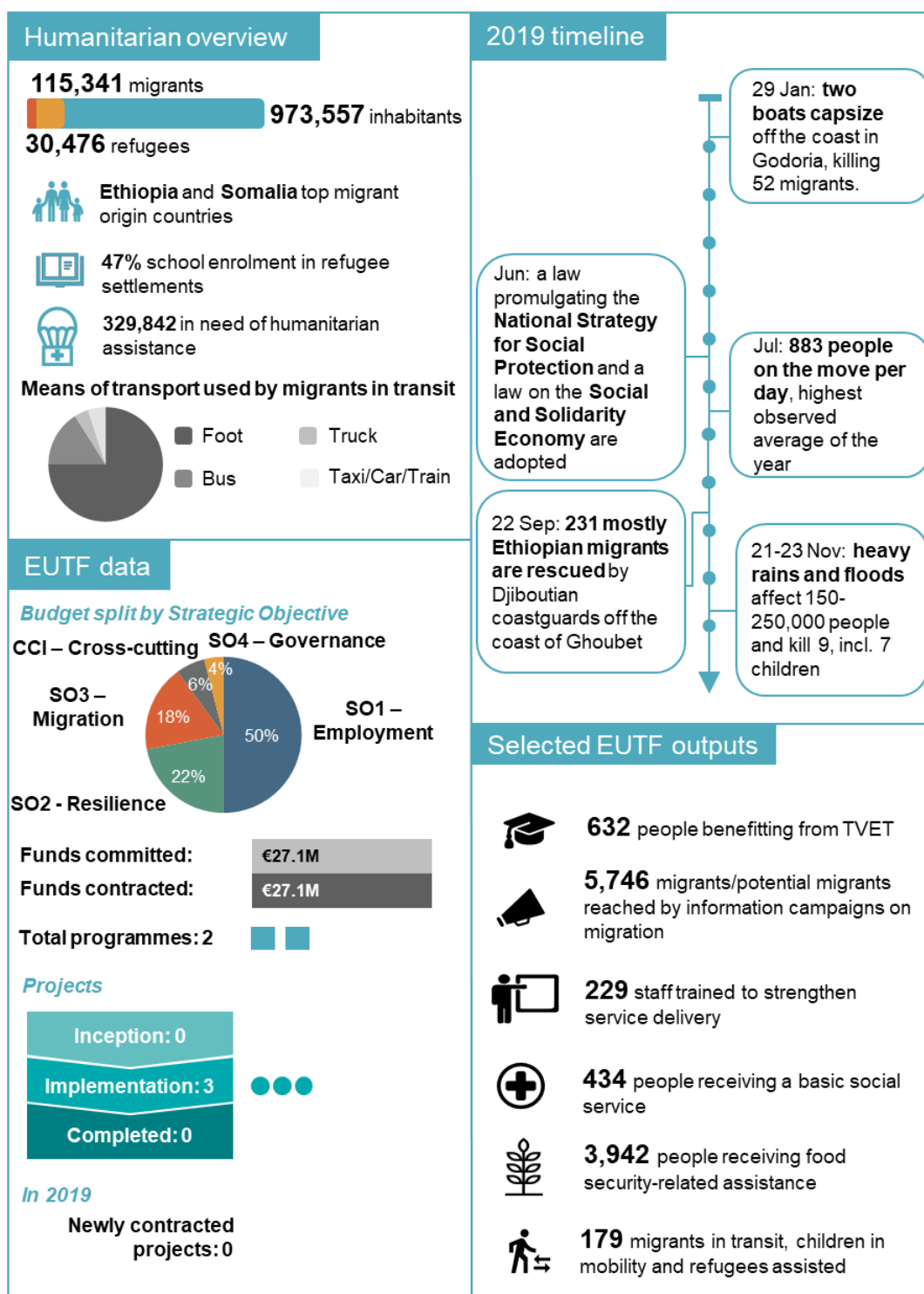
¹ Standard Media, 'A strong rationale for reviving the cashew nut industry at the Kenyan coast', October 2019.

² Ibid.

³ Grafting is an agricultural technique which shortens the maturity period of the cashew tree.

6.8. DJIBOUTI

Figure 49: Djibouti key facts and figures, December 2019^{1,2}



¹ The EUTF funding data is valid as of March 2020.

² ILO, 'The Republic of Djibouti passes a law on the social and solidarity economy (SSE)', 10 December 2019;

IOM DTM, 'Djibouti – Rapport sur les points de suivi des flux', December 2019.

IOM DTM, '2019 Migration Snapshot: Djibouti', April 2020;

UN DESA, 'Population Division, 'World Population Prospects', 2019;

WFP, 'WFP Djibouti country brief', December 2019;

UNICEF, 'Djibouti Humanitarian Situation Report', Mid-year 2019.

6.8.1. DJIBOUTI IN 2019

French-speaking Djibouti is one of Africa's smallest countries with a population of 973,557 as of 2019, and is located at the crossroads linking Europe, Asia and Africa.¹ A gateway from the Horn of Africa to the Arabian Peninsula, the country has become the epicentre of complex migratory flows.² Djibouti faces a challenging geopolitical environment, with conflict, insecurity and extreme hardships in neighbouring countries driving refugees and migrants to the country. Over the past ten years, inflows of refugee and asylum seekers have more than tripled,³ mainly from Somalia and Ethiopia, but also from Eritrea and Yemen. In this regard, a significant legislative change took place in 2017, as the CRRF was rolled out and Djibouti promulgated the National Refugee Law, restructuring refugee status determination procedures and offering more prospects for refugees' socioeconomic integration.⁴ Its two implementing decrees enable registered refugees to enjoy fundamental rights, social protection and economic inclusion through employment and naturalisation.⁵ However, while refugees have contributed to business creation in retail services and restaurants, these activities have remained largely informal, and the cost of hosting increasingly large numbers of refugees has been significant.⁶ Despite the country's sustained economic growth since the 1990s, it suffers from high debt vulnerabilities, and 35% of the population lives in poverty, rising to 62% in rural areas.^{7,8} The country imports 90% of its food commodities, leaving its population with little resilience to fluctuations in international food prices.⁹ In addition, during the last decade, Djibouti has experienced repeated droughts and occasional flash floods. These have caused severe water shortages and increased the levels of food insecurity and malnutrition, as well as disease outbreaks and loss of livelihoods. The latest IPC analysis reports that close to a third of the total population is facing chronic food insecurity. The most affected regions are rural areas in Obock, Ali Sabieh and Dikhil.¹⁰ As of September 2019, OCHA reported that an estimated '98 per cent of people in rural areas suffer from inadequate and insufficiently varied diet'.¹¹ These include 'some 6,000 children under age five [that] are acutely malnourished' (1,278 are severely malnourished).¹² Djibouti's longstanding experience of dealing with the consequences of extreme climate events spurred it to take action in the 1980s by establishing a regional body to fight drought and desertification in the region, together with five other countries. Today known as IGAD, the institution is headquartered in Djibouti's capital city.¹³

6.8.2. DJIBOUTI AND THE EUTF

As a country of destination and transit on irregular migrants' journeys to find employment in the Middle East, Djibouti accommodates a continuous and significant flow of migrants and asylum seekers, which is of particular importance considering its small size. For those populations en route to the Gulf of Aden or awaiting possible return to their country of origin, the EUTF aims to improve reception, registration and regularisation, as well as living conditions. In addition, the EUTF intends to support Djibouti as a CRRF country to enshrine the protection of refugees in national policy and ensure their access to basic services. EUTF objectives in Djibouti also include fostering sustainable development and reducing poverty by boosting the resilience of vulnerable sections of the population. Thus, to contribute to these

¹ UN DESA Population Division, 'World Population Prospects', 2019.

² IOM, 'Djibouti 2019 - Humanitarian Compendium', 2019.

³ IMF, 'Djibouti - 2019 Article IV Consultation – Press Release; Staff Report; and Statement by the Executive Director for Djibouti', October 2019.

⁴ UNHCR, 'UNHCR welcomes Djibouti's new refugee laws', 12 December 2017.

⁵ WHO, 'Health of refugees and migrants – Practices in addressing the health needs of refugees and migrants', 2018.

⁶ IMF, 'Djibouti - 2019 Article IV Consultation – Press Release; Staff Report; and Statement by the Executive Director for Djibouti', October 2019.

⁷ UNOCHA, 'Djibouti', September 2019.

⁸ IMF, 'Djibouti - 2019 Article IV Consultation – Press Release; Staff Report; and Statement by the Executive Director for Djibouti', October 2019.

⁹ WFP, 'WFP Djibouti country brief', December 2019.

¹⁰ IPC, 'Djibouti, Analyse de l'insécurité alimentaire chronique, Rapport n.1', March 2019.

¹¹ UNOCHA, 'Djibouti', September 2019.

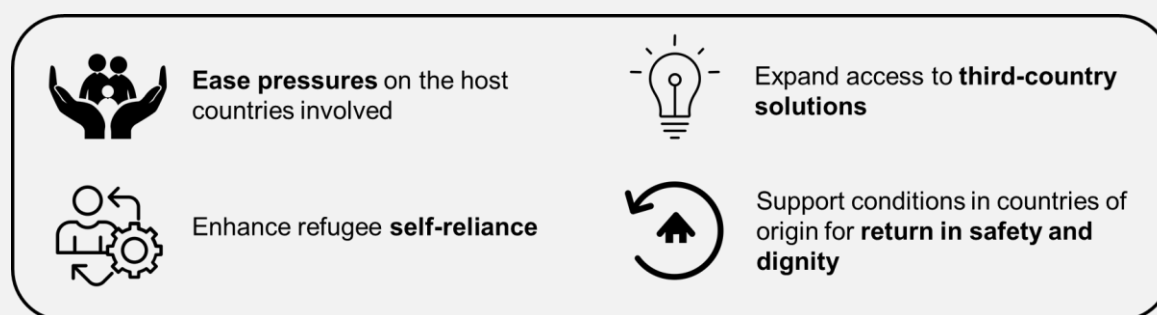
¹² Ibid.

¹³ IGAD homepage, 'About us', April 2020.

goals, the EUTF is funding projects whose achievements mainly focus on SO3 (migration), SO2 (resilience) and SO1 (employment). On one hand, the *Solutions pérennes* programme provides durable solutions to the challenges of refugees, migrants and host populations, and aims to support the socioeconomic integration of refugees into Djiboutian society. On the other hand, the Transform AFD project promotes the professionalisation of job seekers and professionals in the transport/logistics/port sector. As a donor, the EUTF is coordinating its humanitarian and development funding with the objectives of the CRRF, thereby making significant contributions towards both host communities and refugees.¹

Focus box 15: The CRRF and Djibouti

On 19 September 2016, at the United Nations Summit on Addressing Large Scale Movements of Refugees and Migrants, 193 Member States unanimously adopted the New York Declaration for Refugees and Migrants. The Declaration contains wide-ranging pledges reaffirming Member States' commitment to respect refugees' and migrants' human rights and to support the countries that host them. Moreover, it lays out the elements of a Comprehensive Refugee Response Framework (CRRF), a vision for a more comprehensive and sustainable response to refugee crises.² The CRRF has four objectives:³



Djibouti was the first of six African countries to opt to apply the CRRF in 2016-2017⁴. In January 2017, the National Law on Refugees was adopted, ensuring a favourable protection environment for refugees and enabling them to enjoy fundamental rights, including access to social services and self-reliance.⁵ Later, two decrees were promulgated within this law: one streamlining refugee status determination procedures, and the other granting more opportunities for their socioeconomic integration.⁶ To support these decrees, a National Action Plan was validated, prioritising protection, education, health, means of subsistence, water and sustainable solutions.⁷



As refugees are progressively integrated into the national education system, today refugee students in first, second and sixth grade benefit from the national curriculum and can be admitted to the school of their choice.⁸

¹ UNHCR, 'Two Year Progress Assessment of the CRRF Approach', December 2018.

² UNHCR, 'Comprehensive Refugee Response Framework', April 2020.

³ Ibid.

⁴ UNHCR, 'Two Year Progress Assessment of the CRRF Approach', December 2018.

⁵ UNHCR, '2020 Plan Overview', 2020.

⁶ UNHCR, 'UNHCR welcomes Djibouti's new refugee laws', 12 December 2017.

⁷ UNHCR, 'Djibouti Ministry of Interior, ONARS, Guide du CRRF - Note Conceptuelle', 2019.

⁸ Research and Evidence Facility (REF), 'Comprehensive Refugee Responses in the Horn of Africa: Regional leadership on education, livelihoods and durable solutions', February 2020.

In addition, they are included in the national health system and can access any medical structure in the country. Efforts are ongoing to include them in the national system for universal medical insurance. Refugees can open a bank account and a refugee ID card allows them to seek employment. For those who are prepared to do so, Djibouti also offers assistance for safe and dignified return to their country of origin.

6.8.3. DJIBOUTI PROJECTS AND THE EUTF COMMON OUTPUT INDICATORS

The following table presents an overview of the results achieved so far by the EUTF portfolio in Djibouti.

Table 20: EUTF common output indicators for Djibouti, December 2019¹

EUTF Indicator	< 2019	2019 (Q4 2019)	Total
1.4 Number of people benefiting from professional training (TVET) [...]	132	500 (67)	632
1.5 Number of job placements facilitated and/or supported	5	10 (0)	15
2.1 bis Number of social infrastructures built or rehabilitated	0	2 (1)	2
2.2 Number of basic social services delivered	0	434 (0)	434
2.4 Number of people receiving food security [...] assistance	0	3,942 (0)	3,942
2.7 Number of people reached by campaigns on resilience-building practices [...]	0	6,671 (296)	6,671
2.8 Number of staff [trained] to strengthen service delivery	0	229 (39)	229
3.2 Number of migrants in transit [...] assisted	0	179 (150)	179
3.3 Number of migrants [...] reached by information campaigns [...]	0	5,746 (800)	5,746
3.7 Number of individuals trained on migration management	0	31(8)	31
4.6 Number of laws, strategies, [...] developed and/or directly supported	0	2 (0)	2
4.8 Number of national/regional/local networks and dialogues on migration related issues newly established or functionally enhanced	0	2 (0)	2
5.2 Number of planning, [...] set up [...]	0	7 (0)	7

6.8.4. MIGRATION

As of December 2019, Djibouti hosts 30,476 refugees.² Most come from Somalia, Yemen, Eritrea and Ethiopia and reside in settlements and in Djibouti city. 115,341 migrants (12% of the population), mostly Ethiopian, live in the country, and an additional 300-400 travel through Djibouti on a daily basis.^{3,4} During 2019, the IOM DTM tracked 215,710 movements, virtually all of which related to Ethiopian nationals travelling through Djibouti en route to the Arabian Peninsula for economic reasons. Three quarters travelled by foot, and 13% were children.⁵

As part of its objective to protect migrants' rights and reduce the risks of abusive situations for them, the EUTF is funding the *Solutions pérennes* IOM project, which has reached a total of 5,746 migrants and potential migrants with campaigns on migration and the risks linked to irregular migration, all in 2019 (EUTF indicator 3.3). These were conducted entirely by the project's agents based in Djibouti's different regions, with a focus on Obock. The open-air information sessions took place at migrant departure points to Yemen. Of the people reached, 73% were migrants in transit and 23% were members of the host community considered to be potential migrants. Due to the low participation (and total absence in Q4 2019) of female migrants in the sessions, gender distribution remained more unequal among migrants in transit than for host community members, with 16% females and 84% males compared to 42% females and 58% males reached, respectively. The project also referred 19 girls and

¹ Differences from previous reports are largely due to IP data corrections and are further explained in the errata section.

² WFP, 'WFP Djibouti country brief', December 2019.

³ IOM DTM, '2019 Migration Snapshot: Djibouti', April 2020.

⁴ UNOCHA, 'Djibouti', September 2019.

⁵ IOM DTM, '2019 Migration Snapshot: Djibouti', April 2020.

57 boys to Caritas night shelters during the last half of 2019 (EUTF indicator 3.2). These provide services to minors who are passing through or voluntarily returning to their country of origin, mainly Ethiopia.

In addition to targeting migrants and refugees directly, the EUTF aims to improve institutional capacities to prevent irregular migration and support the creation of administrative structures to better manage migration. Within this framework, *Solutions pérennes* IOM is making progress on the construction of the ONARS¹ headquarters, a national structure under the Ministry of Interior aiming to assist refugees and vulnerable migrants. Meanwhile, the project has trained a total of 21 ONARS staff on migration management to date (EUTF indicator 3.7). In parallel and directly endorsing the CRRF, the other component of the *Solutions pérennes* programme implemented by WFP supports the government's priorities of giving refugees access to public health and social security system. An important player in this intervention is the Ministry of Social Affairs and Solidarity (MASS²), which manages social safety net programmes and handles healthcare for these vulnerable populations through the health insurance programme.³ The *Solutions pérennes* WFP project is thus strengthening the SEAS' capacities to prepare for the integration of refugees into the health insurance programme. In 2019, the project trained 10 staff members on the technical and financial management of the health insurance programme as well as its sustainability (EUTF indicator 3.7).

6.8.5. ACCESS TO BASIC SERVICES

In October 2019, United Nations Assistant Secretary-General for Humanitarian Affairs Ursula Mueller travelled to Djibouti. The visit was conducted to draw attention to the consequences of the climate crisis on its people, as well as the refugees and asylum seekers living there and the hundreds of migrants crossing the territory every day.⁴ The Red Sea nation experienced heavy rains between 21 and 28 November 2019, with a peak between 22 and 23 November, corresponding to the equivalent of two years of precipitation occurring in one day. New rains between 7 and 10 December made access to the affected areas even more difficult. Eleven people (including seven children) lost their lives due to flooding and a landslide. In Djibouti alone, 200,000 people (21% of the total population) have been affected and it is estimated that about 14,000 migrants are directly affected in flooded areas.⁵

The CRRF commits to improving the basic social safety net to cover refugees, in addition to the host community. Lining up with this objective, the Djibouti National Refugee Law ensures access to basic services (health, education, water and sanitation) to refugees. In addition, in 2019 the National Assembly adopted a law promulgating the National Strategy for Social Protection⁶, which expands assistance to all those in need, strengthens the resilience of populations and bolsters capital development programmes.^{7,8} Aligning with these ambitions and national strategies, the EUTF intends to enable communities to benefit from greater access to basic services. Thus, in 2019 and over two consecutive quarters, *Solutions pérennes* IOM provided basic social services to 434 migrant and local street children (EUTF indicator 2.2). These included housing, food, healthcare and psychosocial assistance. 82% of the beneficiaries were boys and 18% were girls. Furthermore, as the EUTF seeks to promote social protection schemes for vulnerable livelihoods, *Solutions pérennes* WFP reached 3,942 persons with information campaigns on key health and nutrition facts via social desks in two suburban areas of Djibouti, Balbala and Boulaos (EUTF indicator 2.7). The same people were also granted monthly cash transfers and vouchers to improve the quality of their nutrition and food security (EUTF indicator 2.4). The project also conducted a campaign, disseminated by community leaders in camps and urban areas, to raise awareness about refugees' integration into the national health system.

¹ Office National d'Assistance aux Réfugiés et Sinistrés.

² Ministère des Affaires Sociales et des Solidarités.

³ Programme Assurance Sociale de Santé (PASS).

⁴ Xinhua, 'UN official urges support to Djibouti's efforts against climate change', 6 October 2019.

⁵ Djibouti Ministry of Interior, UNCT Djibouti, 'Djibouti Flash Update #3 – Impact humanitaire des inondations', 17 December 2019.

⁶ Stratégie Nationale de Protection Sociale (SNPS).

⁷ ILO, 'The Republic of Djibouti passes a law on the social and solidarity economy (SSE)', 10 December 2019.

⁸ UN Economic and Social Council, 'Inclusive policies, broader social protection systems enable families to thrive, speaker underlines, as Commission for Social Development concludes debates', 19 February 2019.

In 2019, it reached a total of 2,729 people, of whom 52% were women and 48% were men (EUTF indicator 2.7).

6.8.6. ECONOMY AND EMPLOYMENT

In October, the World Bank projected Djibouti's economic growth to reach 7.2% in 2019.¹ Economic expansion is fuelled by the government's recent implementation of large-scale investments to develop transport and logistics infrastructures, with the aim of positioning Djibouti as a regional trade, logistics, and digital hub.² Amongst others, a Chinese-built free trade zone, said to be Africa's largest and part of China's Belt and Road initiative, is currently under construction.³

A number of policies are in place to boost economic momentum: the National Employment Policy 2014–24 which aims to develop the small and medium-sized enterprises subsector, the Education Action Plan 2017–19 and the National Agricultural and Food Security Investment Plan 2016–20.⁴ In addition, in June 2019, a law on the social and solidarity economy (SSE) was adopted to better respond to the needs of the country's almost 1 million inhabitants.⁵ The law, proposed by the Ministry of Social Affairs and Solidarities, is expected to boost the SSE sector and particularly encourages women and youth to create SSE organisations. The SSE is perceived as one of the pillars of the economy 'for its role in creating jobs and income opportunities particularly in rural areas, formalising the informal economy and strengthening self-reliance and social solidarity'.⁶ Concerning refugees specifically, the National Refugee Law gives refugees the same right to seek formal wage employment, self-employment opportunities, financial services and other services as Djiboutian nationals.⁷ Nonetheless, the country still faces high poverty and unemployment, as noted by the IMF Executive Board during a bilateral consultation with Djibouti in October.⁸ To address youth and vulnerable groups' employability, the EUTF works towards increasing their social and professional skills and enhancing effective job creation.

Within this framework, the AFD Transform project is constructing a building for a Centre of Resources and Competences (CRC) whose purpose is to provide continuous training for private and public professionals of the logistics, transport and port sector as well as for youth seeking initial qualifications in this booming sector, as they are often at risk of social exclusion. In addition, the CRC provides counselling and guidance for businesses working in the sector. Training in road transportation is offered by the CRC to youth who have left the school system with a first cycle certificate (BEPC⁹), a high school diploma or a driver's licence. Through this initiative, the project provides young people with alternatives to informal employment. In 2019, the construction permit dossier for the CRC was handed in and equipment was procured. In parallel, 500 young men participated in trainings conducted by the CRC, giving access to professions such as those of dockworkers, controllers and semi-trailer truck or telescopic forklift vehicle drivers (EUTF indicator 1.4).

¹ World Bank, 'Djibouti's Economic Update', October 2019.

² Ibid.

³ BBC, 'Djibouti: Building Africa's shipping centre', 5 April 2019.

⁴ African Development Bank Group, 'Djibouti Economic Outlook', 2020.

⁵ ILO, 'The Republic of Djibouti passes a law on the social and solidarity economy (SSE)', 10 December 2019.

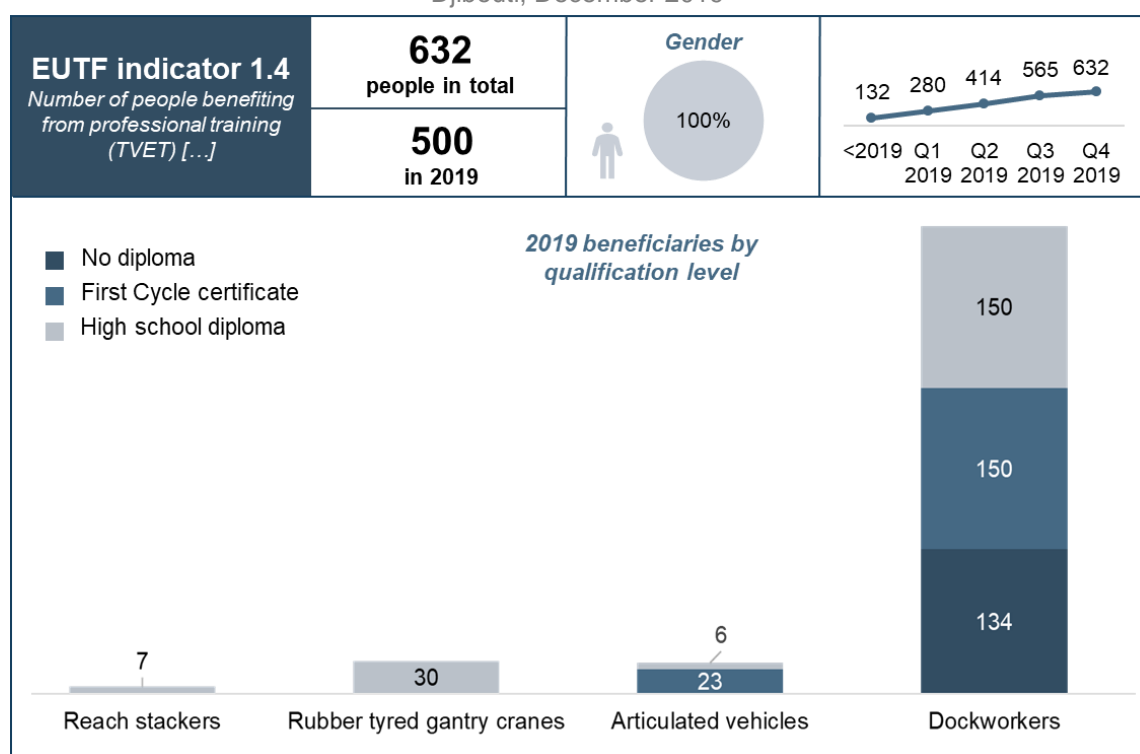
⁶ Ibid.

⁷ Research and Evidence Facility (REF), 'Comprehensive Refugee Responses in the Horn of Africa: Regional leadership on education, livelihoods and durable solutions', February 2020.

⁸ IMF, 'Djibouti - 2019 Article IV Consultation – Press Release; Staff Report; and Statement by the Executive Director for Djibouti', October 2019.

⁹ *Brevet d'Etude du Premier Cycle*.

Figure 50: Number of people benefiting from professional training (TVET) [...] (EUTF indicator 1.4), Djibouti, December 2019¹



6.8.7. EUTF PROJECTS IN THE REPORT – DJIBOUTI

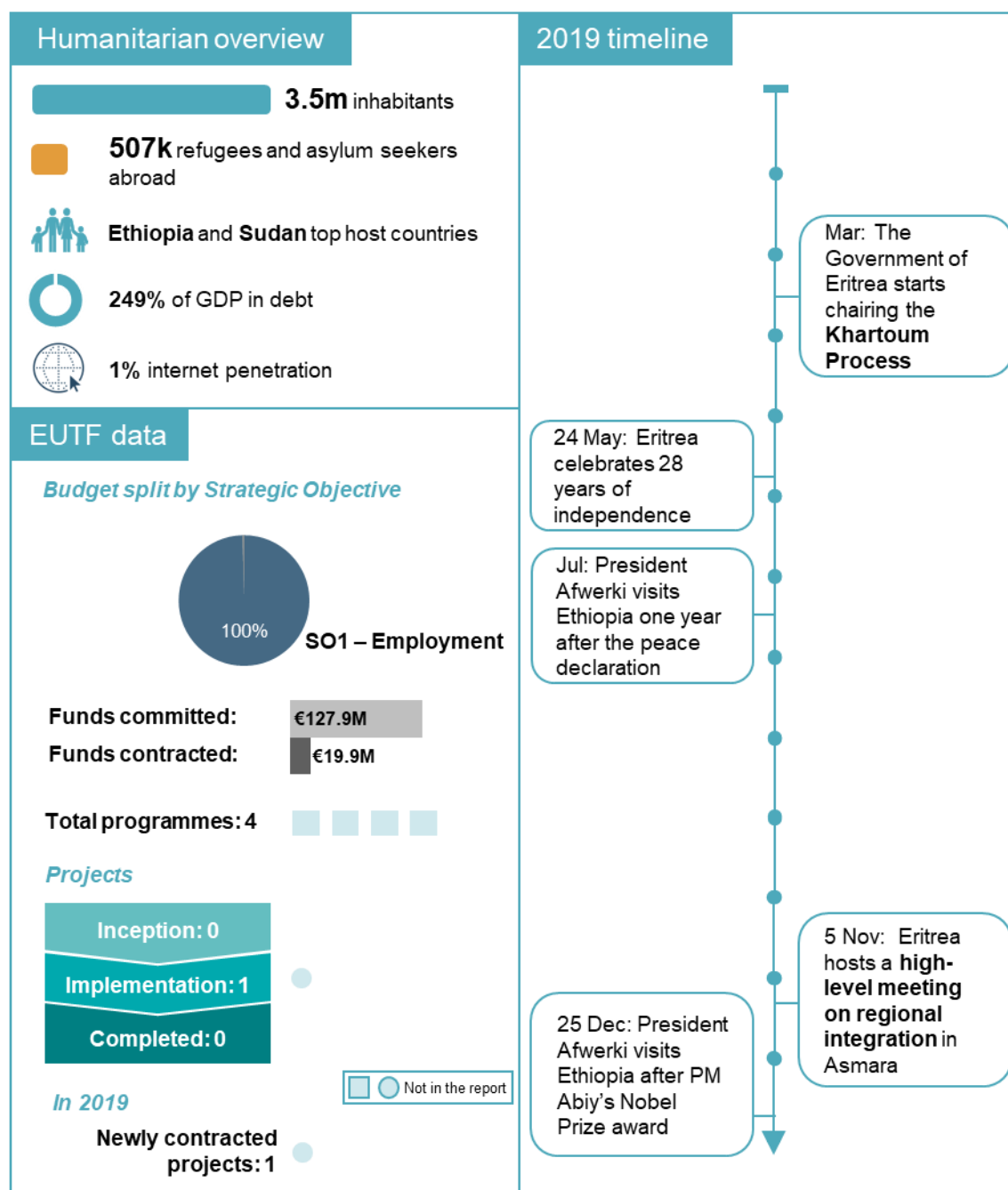
Table 21: Djibouti projects implementing and with data to report, December 2019

Programme Name	EUTF ID	Project Name	Lead IP	EUTF Budget
Enhancing Youth's professional skills (Transform)	T05-EUTF-HoA-DJ-29-01	Projet TRANSFORM - Professionnaliser les jeunes et les professionnels de la filière transport-logistique-portuaire (Transform AFD)	AFD	€10,000,000
Solutions pérennes pour les populations hôtes, les réfugiés et les migrants les plus vulnérables à Djibouti	T05-EUTF-HoA-DJ-41-02	Solutions pérennes pour les populations hôtes, les réfugiés et les migrants les plus vulnérables au Djibouti (<i>Solutions pérennes</i> IOM)	IOM	€8,000,000
	T05-EUTF-HoA-DJ-41-01	Solutions pérennes pour les populations hôtes, les réfugiés et les migrants les plus vulnérables au Djibouti (<i>Solutions pérennes</i> WFP)	WFP	€9,070,000

¹ Reach stackers are vehicles used for handling cargo containers in small terminals or medium-sized ports. Rubber tyred gantry cranes are mobile cranes used to ground or stack containers. Articulated vehicles have a pivot joint, allowing them to turn more sharply. Dockers load and unload ships.

6.9. ERITREA

Figure 51: Eritrea key facts and figures, December 2019^{1,2}



6.9.1. ERITREA IN 2019

Eritrea has been gradually opening and restoring relationships in the region over the last two years. After 25 years of independence from Ethiopia and ensuing tensions, Eritrea's President Isaias Afwerki and Ethiopian Prime Minister Abiy Ahmed finally signed the peace declaration between their respective countries on 9 July 2018. The leaders later announced they would reinstall embassies, facilitate direct communications and reopen transport connections. Moreover, Eritrea has built ties with the new

¹ The EUTF funding data is valid as of March 2020.

² African Development Bank Group, 'African Economic Outlook', 2020.

BBC, 'Eritrea - where ATMs are unknown and Sim cards are like gold dust', October 2019.

Sudanese government since former President al-Bashir was arrested. Although Sudan and Eritrea used to accuse each other of destabilising behaviour and financing terrorist organisations, Eritrea's Foreign Minister Osman Saleh and Presidential Adviser Yemane Ghebreab visited Khartoum in May 2019.

Prior to that, March 2019 marked the beginning of the Eritrean Chairmanship of the Khartoum Process, which serves as a platform for political cooperation and dialogue about migration routes between the Horn of Africa and Europe. Since then, Eritrea notably chaired a thematic meeting in Asmara on engaging with the diaspora and allowing them to contribute to the development of their countries of origin, and several senior officials' meetings. Senior high-level visits of Eritrean government officials have also been organised in neighbouring countries and several official meetings were facilitated in Asmara. However, Eritrea's IGAD membership remains suspended and the land borders between Ethiopia and Eritrea have been closed since April 2019 shortly after their historic opening following the signature of the peace declaration.

Data on the country's economic and social development remains extremely scarce. Eritrea's economy is believed to rely on the primary sector and particularly on agriculture and mining industries. Despite the country's position on the World Bank's Ease of Doing Business index (189th in 2019¹), the lifting of UN security council sanctions in 2018 may encourage more private actors to engage with the country. The lack of data means that it is difficult to draw a clear picture of the country's situation in terms of access to basic services, food security and livelihoods.

6.9.2. ERITREA AND THE EUTF

In March 2019, most funds from the eleventh European Development Fund (EDF) – which had not been implemented – amounting to €180M, were directed to the EUTF and earmarked for Eritrea. The Fund is now the EU's main development instrument for Eritrea, with committed projects on procurement for roads rehabilitation and regional economic integration, job creation for rural development and economic governance/statistics. Since Eritrea's rapprochement with Ethiopia, the EU has been conducting a dual-track approach (political and development cooperation) that aims to advance two work streams in the country, including the political dialogue with the government, particularly concentrating on human rights and reforms of the national service, as well as support to regional and economic integration.

The EUTF kicked off its initiatives in the country with a project supporting the procurement for the rehabilitation of the road between Nefasit and Ser'Ha (at the border with Ethiopia). Through the 'Procurement Services for Rehabilitation of Main Arterial Roads Between the Ethiopian Border and Massawa port' project, the EU intends to build on Eritrea's recent openness and relationships with other East African countries. In addition to the diplomatic objectives of normalising ties between Ethiopia and Eritrea, the support provided by the EU for procurement for the road rehabilitation/construction is expected to contribute to creating employment and strengthen Eritrea's economy while providing Ethiopia with access to the sea. All contracts with suppliers for the procurement of construction equipment and plants were finalized by November 2019. A first batch from one of the suppliers, consisting of 28 pieces of equipment, was delivered to Eritrea in December 2019. The production of other equipment and plants also started in 2019 with expected delivery dates between Q1 and Q2 of 2020.

The second phase of the project was approved in December 2019 by the EUTF HoA Operational Committee, and seeks to continue strengthening trade and exchanges between the two countries. Additionally, the Operational Committee of the EUTF HoA window approved two other programmes aimed at: 1) supporting sustainable jobs and growth in agriculture and agribusiness, which should contribute to better livelihoods in the agricultural sector; and 2) strengthening Eritrea's National Statistics and Macro-economic Statistics Systems.

¹ World Bank, Ease of doing business index, 2019.

6.9.3. REPORTING

According to UNICEF, the Eritrean government plans to conduct a new Eritrea Population and Health Survey (EPHS) in 2020,¹ which will make much needed data available. The country still suffers from a lack of accurate and up to date statistics, reporting, and information sharing. Limited data availability diminishes the ability of international and national actors to adequately identify, evaluate and address various socioeconomic challenges. Notably, according to the BBC, Eritrea has one of the lowest internet penetration rates in the world (just above 1%), which also prevents other means of data collection. The above mentioned programme, which seeks to build the capacity of the national statistics and macro-economic statistics system, should contribute to better data collection, analysis, dissemination and reporting on Eritrea.

¹ UNICEF, 'Eritrea Humanitarian Situation Report', 2020.

7. CONCLUSIONS

Displacement figures in the Horn of Africa have reached an all-time high, with an estimated 4.1 million refugees and asylum seekers and 8.1 million IDPs within the region in 2019.¹ The Eastern route through Yemen to the Gulf countries today constitutes the 'busiest migration path on earth', with 138,000 people crossing the Gulf of Aden from the Horn of Africa in 2019.² Host countries in the Horn, despite some being the least developed in the world, 'continue to provide long-term refuge to a disproportionate share of the world's displaced'.³

THE EUTF PORTFOLIO IN 2019

The EUTF portfolio grew by 19% in 2019, from 122 contracts in Q1 to 145 as the year ended. The budget nearly doubled, increasing from €516M to €1.13B (signed contracts). Overall, the largest proportion of programming was implemented by UN agencies.

In 2019, as part of the *lessons learned on the EUTF* exercise described above, the MLS attempted to assess what percentage of this overall budget was more directly dedicated to migration, mobility and forced displacement. It found that 41% of EUTF funding for the Horn of Africa window is currently dedicated to migration, mobility and forced displacement (or 'extended SO3', as explained in section 5.2). As most regional projects focus on migration management, migration governance, or returns and reintegration, they represent the largest share of 'extended SO3' funding (€146M). At the country level, migration-related funding is largest in Ethiopia (€75M), although it remains a comparatively small proportion of the overall budget in the country, as interventions tend to target vulnerable non-displaced populations for employment and resilience building. The countries with the largest proportion of EUTF budget allocated to Extended SO3 are Uganda (78%) and Djibouti (51%).

58% of migration-related funding is allocated to supporting displacement-affected communities, whether through RDPP or CRRF-style projects aimed at displaced and host communities, or more general projects such as IMPACT in South Sudan, which target IDPs as part of the overall beneficiary pool. In Sudan, IMC seeks to strengthen West Darfur's health system to the benefit of IDPs, returnees from Chad and host communities in the State. In Somalia, UN-HABITAT offers innovative and durable solutions for IDPs and returnees in Mogadishu through enhanced governance, employment and access to basic and protective services. A significant proportion of the migration-related budget is also allocated to migration governance (12%) and AVRRC (12% as well).⁴

2019 KEY ACHIEVEMENTS

In terms of outputs, results under all Strategic Objectives gained substantial momentum in 2019.

- **Security, governance and stability:** To endorse governance and policymaking efforts in the region, the EUTF supported the drafting of 128 laws, plans and policy documents (EUTF indicator 4.6). Concerning conflict prevention and peacebuilding, 31,154 individuals participated in peacebuilding activities centred around social cohesion, conflict resolution and management, and EUTF-funded projects reached out to 19,777 beneficiaries of CVE activities (EUTF indicator 4.3). Projects also delivered conflict prevention-related training to 5,644 staff and members of key actors involved in social cohesion and peace dynamics (EUTF indicator 4.2).
- **Migration:** To improve migration management in countries of origin, transit and destination, the Trust Fund provided capacity building or operational support to 256 institutions and non-state

¹ IOM, 'A region on the move – 2019 mobility overview in the East and Horn of Africa and the Arab Peninsula', 2020.

² UN News, 'Amidst protection challenges, Eastern Route outpaces Mediterranean for people leaving Africa', February 2020.

³ IOM, 'World Migration Report 2020', November 2019.

⁴ The remaining 18% is spread across the following themes: TiP and smuggling of migrants, Protection & ETM, Migration-related budget support, Border management, Migration-related data.

actors (EUTF indicator 3.6). This was complemented by training 8,586 people on migration management. In addition, 10,624 migrants in transit, children in mobility, IDPs, refugees and asylum seekers were assisted or protected (EUTF indicator 3.2). 7,933 voluntary returns or humanitarian repatriations were supported (EUTF indicator 3.4) and reintegration assistance was provided to 3,697 returning migrants (EUTF indicator 3.5).

- **Resilience:** To cultivate resilience to climate shocks and conflict, EUTF-funded projects supplied 573,401 people with food security-related assistance (EUTF indicator 2.4) and 294,780 with nutrition assistance in 2019 (EUTF indicator 2.3). Furthermore, to improve access to quality basic services, the EUTF supported the delivery of 989,961 basic social services, and trained 31,568 local authorities and basic service providers to strengthen service delivery (EUTF indicator 2.8).
- **Economy and employment:** To address high unemployment rates and fragile economies, the EUTF supported the creation of 18,437 jobs in 2019 (EUTF indicator 1.1). In addition, 18,702 people benefited from professional training (TVET) and/or skills development (EUTF indicator 1.4), and 3,047 MSMEs were created or supported (EUTF indicator 1.2).

LOOKING FORWARD

The year 2020 brings with it a range of new challenges. As the global community is desperately trying to slow down the spread of the Covid-19 pandemic, which has already claimed thousands of lives, countries in the Horn of Africa are fighting an additional battle against a serious outbreak of locusts, the world's most destructive migratory pest.¹ As of March 2020, Covid-19 cases have been reported in all eight countries of the Horn of Africa window, many of which have closed their borders, banned international flights and imposed lockdown measures. The virus poses a particular threat to displacement affected communities who often have limited access to water, sanitation facilities and food security, both in refugee camps and urban areas. Exacerbating this crisis, a dangerous increase in locust swarm activity is putting crop production and pasture at risk. Millions of people are likely to be affected and displaced, as the swarms may trigger movement in search of pasture, and result in 'communal conflict over [...] grazing land or passing territories.'²

In addition to these resilience-related challenges, 2020 will likely observe significant developments on the political front. In Ethiopia, much anticipated elections (currently postponed due to the Covid-19 crisis) may take place for the first time since Prime Minister Abiy Ahmed came into office in April 2018. Somalia's population is also supposed to go to the polls for the first time in half a century. Although this is considered a milestone on the long journey back to stability,³ some are uncertain of the feasibility of a 'one person, one vote' election in light of the tensions between military forces loyal to the federal government in Gedo region and Jubaland security forces.⁴ In South Sudan, the peace accord dealt by President Salva Kiir and his former deputy, Riek Machar, in September 2019 reflected a renewed commitment to ending the civil war, though the sustainability of the peace will be tested in 2020, as previous agreements have failed. On the other side of the border in Sudan, after the transitional deal signed in August 2019, the question of how the country's transition will be consolidated remains to be seen. Finally, as the Chairmanship of the Khartoum Process was recently handed over from Eritrea to the Netherlands, a new work plan will be adopted, including a way forward for the finalisation of the Joint Valetta Action Plan update, initiated in April 2019.⁵

Several important decisions were taken in 2019 and early 2020 by the EUTF HoA Operational Committee, reflecting, among others, the aim to continue supporting the CRRF in and around the Horn

¹ UN News, 'Act now to prevent Desert Locust catastrophe in Horn of Africa: UN agencies', 10 February 2020.

² Ibid.

³ UN, 'Somalia's 2020 Elections Will Be Historic Milestone on Long Journey Back to Security, Stability, Special Representative Tells Security Council', 24 February 2020.

⁴ The Guardian, 'Somalia edges closer to first democratic election in half a century', 24 February 2020.

⁵ Khartoum Process, 'Senior Officials' Meeting, 5 March 2020, The Hague, The Netherlands', 16 March 2020.

of Africa and to expand the Trust Fund's activities to encompass relevant migration, mobility and displacement-related situations in the neighbouring Great Lakes Region. This includes the decisions on the 'CRRF direct', which aims to support the implementation of the CRRF in relation to displacement from the Great Lakes region (which affects the region itself as well as the wider Horn of Africa), a decision that aims to 'Provide sustainable settlement options and increase self-reliance of South Sudanese refugees in the DRC', and the 'Enhancing protection, lifesaving assistance and sustainable solutions for evacuees from Libya through the Emergency Transit Mechanism (ETM) in Rwanda' decision, which will provide much needed support to the existing ETM in Niger.

THE MLS BEYOND THE EUTF OUTPUT INDICATORS

To complement the quantitative data being collected, shed light on specific projects that are not able to report large numbers under EUTF indicators, and explore the EUTF's role and contribution to certain thematic areas, the MLS will continue to develop several case studies in 2020. Among others, studies that identify best practices developed in the Horn through the CRRF and RDPP, as well as reviews of specific projects, are currently in the making.

Lessons learned

As it is entering its fifth year of implementation and many projects are now halfway through their lifecycle, the EUTF is better able to learn lessons from the approaches developed as part of its portfolio and to measure the initial effects of an ambitious and innovative portfolio of programming. In June 2019, the *Learning lessons from the EUTF* exercise was initiated to reflect on what could be learned from the implementation of the EUTF on the topic of migration and forced displacement. Studies were conducted on seven thematic areas, identifying good practices in the area of migration, mobility and forced displacement, eventually drawing concrete recommendations for EU programming. The second phase of the *Lessons learned* exercise will further develop each thematic area, while focusing on paving the way for a post-2021 migration and mobility strategy.

Outcome monitoring

Now that a robust system for data collection has been put in place and into practice, and as projects are starting to wind down, the MLS has also started to collect project data on outcome and impact indicators, and it has suggested several options for the aggregation of such indicators to EUTF management.

In particular, the MLS conducted a pilot analysis of 35 pilot projects (including 14 in the HoA window) that ended as of December 2019 (and that therefore normally will have already collected endline values for their outcome and impact indicators). Pilot results showed that:

- Values could not be calculated for all outcome and impact indicators included in the logical frameworks of the pilot projects. The tools put in place by some projects' M&E systems were not sufficiently comprehensive and could not inform the values of any indicators beyond the output level.
- Most of the outcome and impact values that could be calculated could be expressed as 'numbers of persons experiencing improved (or deteriorated) outcomes'. It appears to be the only common unit of measurement across projects, with other possible units of measurement being more specific to each project. The MLS thus attempted initial aggregations on this basis for all pilot projects.

However, the pilot exercise also showed that the "numbers of persons" thus aggregated tend to reflect implementing partners' methodological choices at least as much as actual improvements of outcomes on the ground. In addition, for some projects, the use of project documents was insufficient to ensure reasonable confidence in the numbers reported.

Therefore, the MLS has discussed alternative approaches for outcome reporting with the EUTF teams, and will start by identifying best practices for selected (clusters of) projects.

High-level indicators

In parallel to the *Lessons learned* and outcome monitoring exercises, in 2019 the MLS made significant progress towards establishing monitoring of external high-level indicators to capture trends and situate EUTF results within their context. Concretely, a dashboard of the main trends for the high-level indicators was introduced, giving access to more detailed data at the sub-national level for two pilot countries (Somalia and Ethiopia). The sub-national data collected in Ethiopia and Somalia is used to identify possible contributions of the EUTF to local changes using statistical analyses, with promising findings identified regarding potential contributions of the EUTF to limiting food insecurity and addressing the root causes of internal displacement.

In the future, the online dashboard could function as a programming tool for projects to identify areas most in need – in particular for programming aiming to address the root causes of displacement and instability.

8. INDEX

8.1. TABLES

Table 1: EUTF common output indicators for all HoA projects, December 2019	8
Table 2: Projects and budget covered by the current MLS report, March 2020	14
Table 3: Project evolution throughout 2019, March 2019	15
Table 4: Budget and contracts by country, March 2020	18
Table 5: EUTF common output indicators for all HoA projects, December 2019	25
Table 6: EUTF common output indicators for Regional projects, December 2019	48
Table 7: Regional projects implementing and with data to report, December 2019	55
Table 8: EUTF common output indicators for Ethiopia, December 2019	59
Table 9: Ethiopia projects implementing and with data to report, December 2019	67
Table 10: EUTF common output indicators for Somalia, December 2019	71
Table 11: Somalia projects implementing and with data to report, December 2019	78
Table 12: EUTF common output indicators for Sudan, December 2019	83
Table 13: Sudan projects implementing and with data to report, December 2019	91
Table 14: EUTF common output indicators for South Sudan, December 2019	94
Table 15: South Sudan projects implementing and with data to report, December 2019	98
Table 16: EUTF common output indicators for Uganda, December 2019	102
Table 17: Uganda projects implementing and with data to report, December 2019	107
Table 18: EUTF common output indicators for Kenya, December 2019	110
Table 19: Kenya projects implementing and with data to report, December 2019	118
Table 20: EUTF common output indicators for Djibouti, December 2019	122
Table 21: Djibouti projects implementing and with data to report, December 2019	125

8.2. FIGURES

Figure 1: Breakdown of contracted budget by country and strategic objective, March 2020	7
Figure 2: Evolution of projects and budgets covered by the MLS, March 2020	15
Figure 3: EUTF HoA contracted projects by budget and implementation status, March 2020	16
Figure 4: Horn of Africa regional migration overview map, December 2019	19
Figure 5: Volume of total contracted budget by SO and country, March 2020	22
Figure 6: Perimeter of the “extended SO3” across the four Strategic Objectives of the EUTF	23
Figure 7: Funding allocated to ‘extended SO3’ in the HoA region, in €M, March 2020	24
Figure 8: Number of casualties reported by ACLED by country, year, province and governance indices	27
Figure 9: Number of people participating in conflict prevention / peacebuilding activities (EUTF indicator 4.3), HoA, December 2019	28
Figure 10: Number of staff [...] trained on security, [...] etc. (EUTF indicator 4.2), HoA, December 2019	31
Figure 11: Number of [...] returns or [...] repatriations supported (EUTF indicator 3.4), HoA, December 2019	36
Figure 12: Number of individuals trained on migration management (EUTF indicator 3.7), HoA, December 2019	37

Figure 13: Number of people receiving food security [...] assistance (EUTF indicator 2.4), HoA, December 2019	39
Figure 14: Number of staff [trained] to strengthen service delivery (EUTF indicator 2.8), HoA, December 2019	41
Figure 15: Number of jobs created (EUTF indicator 1.1), HoA, December 2019	42
Figure 16: Regional projects key facts and figures, December 2019	46
Figure 17: Number of migrants [...] reached by information campaigns [...] (EUTF indicator 3.3), regional projects, December 2019	49
Figure 18: Number of people participating in conflict prevention / peacebuilding activities (EUTF indicator 4.3), regional projects, December 2019	51
Figure 19: Number of staff [...] trained on security, [...] etc. (EUTF indicator 4.2), regional projects, December 2019	53
Figure 20: Ethiopia key facts and figures, December 2019	57
Figure 21: Selected Strategic Objective 1 outputs reported by RDPP Ethiopia, December 2019	60
Figure 22: Number of jobs created (EUTF indicator 1.1), in 2019, Ethiopia, December 2019	63
Figure 22: Ayisha Hussen at work, Ethiopia. Photo: SINCE	64
Figure 24: Number of people receiving food security [...] assistance (EUTF indicator 2.4), Ethiopia, December 2019	66
Figure 25: Number of people receiving food security [...] assistance (EUTF indicator 2.4), Ethiopia, December 2019	67
Figure 26: Somalia key facts and figures, December 2019	69
Figure 27: Summary of key achievements of RE-INTEG projects compared to people in need as of the end of 2019, Somalia	73
Figure 28: Number of jobs created (EUTF indicator 1.1), Somalia, December 2019	74
Figure 29: Number of basic social services delivered (EUTF indicator 2.2), Somalia, December 2019	75
Figure 30: Number of people participating in conflict prevention / peacebuilding activities (EUTF indicator 4.3), Somalia, December 2019	75
Figure 31: Sudan key facts and figures, December 2019	80
Figure 32: Number of people receiving food security [...] assistance (EUTF indicator 2.4), Sudan, December 2019	84
Figure 33: Number of staff [trained] to strengthen service delivery (EUTF indicator 2.8), Sudan, December 2019	86
Figure 33: Group attending training in White Nile, Sudan. Photo: UNICEF.	87
Figure 34: Mohammed Al Khatim: a TVET beneficiary, Sudan. Photo: UNIDO.	88
Figure 35: Training of health staff by the Resilience Eastern Sudan AICS project, Sudan. Photo: AICS	90
Figure 37: South Sudan key facts and figures, December 2019	92
Figure 38: Number of people receiving food security [...] assistance (EUTF indicator 2.4), South Sudan, December 2019	95
Figure 39: Number of basic social services delivered (EUTF indicator 2.2), South Sudan, Dec. 2019	96
Figure 40: Uganda key facts and figures, December 2019	99
Figure 40: Jane, a South Sudanese refugee, handles vegetables, Uganda. Photo: Save the Children.	103
Figure 42: Number of staff [...] trained on security, [...] etc, (EUTF indicator 4.2), Uganda, December 2019	106
Figure 43: Kenya key facts and figures, December 2019	108

Figure 44: Number of basic social services delivered (EUTF indicator 2.2), Kenya, December 2019	112
Figure 44: Mongole Charcoal Group in Action, Kenya. Photo: FAO/Luis Tato	113
Figure 45: The Kalobeyei Model report cover photo, Kenya. Photo: University of Oxford	114
Figure 47: Number of staff [...] trained on security, [...] etc, (EUTF indicator 4.2), Kenya, Dec. 2019	116
Figure 48: Photos of initiates, trainers and NCTC staff in Nyeri County, Kenya. Photo: NCTC	116
Figure 50: Djibouti key facts and figures, December 2019	119
Figure 51: Number of people benefiting from professional training (TVET) [...] (EUTF indicator 1.4), Djibouti, December 2019	125
Figure 52: Eritrea key facts and figures, December 2019	126

8.3. FOCUS BOXES

Focus box 1: Cross-cutting EUTF indicators	32
Focus box 2: REF – Comprehensive Refugee Responses in the Horn of Africa: Regional Leadership on Education, Livelihoods and Durable Solutions	33
Focus box 3: The EU-IOM Joint Initiative	50
Focus box 4: Ethiopia Job Compact, Ethiopia	62
Focus box 5: SINCE project beneficiary story, Ethiopia	64
Focus box 6: Forced evictions and collaborative dispute resolution, Somalia	75
Focus box 7: State and Resilience Building and Somalia's debt relief eligibility, Somalia	78
Focus box 8: EQUIP UNICEF – Ali's story: Supporting future generations, Sudan	87
Focus box 9: RDPP SD UNIDO – Creating employment through competency-based training, Sudan	88
Focus box 10: Education in Emergency project beneficiary story, South Sudan	97
Focus box 11: SPRS-NU DRC – Vegetable farming transforms women into breadwinners in Kiryandongo, Uganda	103
Focus box 12: RDPP KE FAO – Morungole Charcoal Group: Promoting peaceful co-existence between host communities and refugees, Kenya	113
Focus box 13: University of Oxford Refugee Centre –Studies on Kalobeyei, Kenya	114
Focus box 14: Youth KE KRCS – Operational Research: Conflict Drivers and Manifestations across Counties, Kenya	117
Focus box 15: The CRRF and Djibouti	121