



EUTF Monitoring and Learning System Horn of Africa

2023 ANNUAL REPORT

COVERING UNTIL 31 DECEMBER 2023

Altai Consulting for the European Union – July 2024



Funded by
the European Union



© 2024 Altai Consulting. All rights reserved.

Licensed to the European Union under conditions.

Unless specified otherwise, all pictures in this report are credited to Altai Consulting.

This publication was produced with the financial support of the European Union through the European Union Emergency Trust Fund for Africa (EUTF). Its contents are the sole responsibility of Altai Consulting and do not necessarily reflect the views of the European Union.

Cover photo: Members of the 'Good Neighbour' Savings and Development Committee receiving post-harvest handling training from SUPREME Livelihoods WV during their harvest of sesame seeds in Omugo Refugee Settlement in Terego District, Uganda.

© World Vision

ALTAI CONSULTING

Altai Consulting provides research and monitoring & evaluation services to public institutions and international organisations in developing countries.

Our teams operate in more than 50 countries in Africa, the Middle East and Central Asia. Since its inception 20 years ago, Altai Consulting has developed a strong focus on migration, governance and sustainable development research and programme evaluations.

Contact Details:

Justine Rubira (Director): jrubira@altaiconsulting.com

Eric Davin (Altai Partner): edavin@altaiconsulting.com

www.altaiconsulting.com

ACKNOWLEDGMENTS

This report was prepared by Eric Davin, Justine Rubira, Philibert de Mercey, Dhanya Williams, Rebecca Christensen, Erick Ogola, Esther Zuiderveld and Tesse Benjamin (Altai Consulting) and Pierre Dal Bianco (Masae Analytics).

We gratefully thank project staff from the implementing partners who took the time to sit with us and comply with our reporting requirements. We are specifically indebted to:

- IRC and UNHCR in Burundi;
- UNHCR in the Democratic Republic of the Congo;
- AFD, IOM, WFP and UNHCR in Djibouti;
- ACF, AECID, Amref, Ethiopia's Refugees & Returnees Service, CARE, Caritas Switzerland, Cordaid, DCA, DT Global, the Embassy of Italy in Addis Ababa, ICCO Cooperation, iDE, IRC, Mercy Corps, NRC, Oxfam, PIN, Plan, Save the Children, Trócaire, UNHCR, UNICEF, UNIDO and Vita in Ethiopia;
- DRC, FAO, GIZ, IFC, KRCS, NCTC, RUSI, SAIDC, UN-Habitat, UNHCR, UNICEF, and WFP in Kenya;
- GIZ, Maison Shalom and UNHCR in Rwanda;
- AECF, Adam Smith International, Africa's Voices Foundation, CARE, Concern Worldwide, DFN, European Institute of Peace, FAO, IDLO, IFC, IFU, IOM, Nordic International Support Foundation, NRC, Sahar Foundation, UN-Habitat, UNDP, UNFPA, UNHCR, UNODC, UNOPS, WHO and World Vision in Somalia;
- Cordaid, DCA, Dorcas, Ecorys, FAO, Health Pooled Fund, IRC, ITC, LAW, NCA, Mott MacDonald, RJMEC, Swisspeace, Tomasz Iwanow, UNICEF, UNOPS, WFP, WHO, World Vision, and ZOA in South Sudan;
- ADRA, AICS, British Council, Concern Worldwide, COOPI, DRC, Expertise France, FAO, GIZ, GOAL, Goethe Institut, IFAD, ILO, IMC, Landell Mills, ODI, OHCHR, RVO, Save the Children, SOFRECO, UNEP, UNHCR, UNICEF, UNIDO, WFP, WHH, WHO and the World Bank in Sudan;
- ACF, ADA, CARE, DRC, Enabel, GIZ, IRC, IRRI, KRC, LWF, the Ministry of Justice and Constitutional Affairs, PRI, Save the Children, IOM, UBF and World Vision in Uganda; and
- ACAV, ADA, CARE, Cities Alliance, CIVIPOL, DRC, GIZ, IGAD, ILO, IOM, IRC, Oxfam, the Koboko Municipal Council, the EUTF Horn of Africa Research and Evidence Facility (REF), PACT, UNDP, UNEP, VSFG and WYG at the regional level.

We would also like to thank the EU Delegations to Burundi, the Democratic Republic of the Congo, Djibouti, Ethiopia, Eritrea, Kenya, Rwanda, Somalia, South Sudan, Sudan, Uganda and the African Union, as well as the EUTF team in Brussels.

CONTENTS

CONTENTS	4
ABBREVIATIONS	5
EXECUTIVE SUMMARY	7
1. INTRODUCTION	13
1.1. Background	13
1.2. The EUTF HoA in 2023	13
2. METHODOLOGY	14
2.1. MLS methodology	14
2.2. Challenges and limitations in the 2023 report	15
3. PORTFOLIO OVERVIEW	17
3.1. Budget and number of contracts by status.....	17
3.2. Budget distribution by country, implementing partner and Strategic Objective	20
4. SITUATION AND RESULTS OVERVIEW	22
4.1. The HoA region in 2023.....	22
4.2. The EUTF response – Overview of results	24
5. ANALYSIS BY COUNTRY	61
5.1. Regional projects.....	61
5.2. Sudan.....	67
5.3. Somalia	75
5.4. Ethiopia	82
5.5. South Sudan	89
5.6. Uganda	95
5.7. Kenya.....	102
5.8. Djibouti	110
CONCLUSIONS	114
6. INDEX	116
6.1. Tables	116
6.2. Figures	116
6.3. Focus boxes.....	117
6.4. Outcome analyses.....	117
6.5. Photos.....	117
6.6. Maps	118

ABBREVIATIONS

Abbreviation	Description
ACLED	Armed Conflict Location and Event Data Project
ALP	Alternative learning programme
ATMIS	African Union Transition Mission in Somalia
B	Billion
BMZ	Federal Ministry of Economic Cooperation and Development (Germany)
C4ED	Center for Evaluation and Development
CCI	Cross-cutting issues
CRRF	Comprehensive Refugee Response Framework
CSO	Civil society organisation
DAC	Displacement-affected community
DJ	Djibouti
DRC	Danish Refugee Council
(the) DRC	The Democratic Republic of the Congo
DRR	Disaster risk reduction
DTM	Displacement Tracking Matrix
ER	Eritrea
ET	Ethiopia
EU	European Union
EUTF	European Union Emergency Trust Fund for stability and addressing root causes of irregular migration and displaced persons in Africa
FGS	Federal Government of Somalia
GCR	Global Compact on Refugees
GOE	Government of Ethiopia
GRF	Global Refugee Forum
HIPC	Heavily Indebted Poor Countries
HoA	Horn of Africa
IDP	Internally displaced person
IGA	Income-generating activity
IGAD	Intergovernmental Authority on Development
ILO	International Labour Organization
IMF	International Monetary Fund
IOM	International Organization for Migration
IP	Implementing partner
IPC	Integrated Food Security Phase Classification
JLOS	Justice, Law and Order Sector
K	Thousand
KE	Kenya
LGBTQ	Lesbian, gay, bisexual, transgender, queer or questioning persons or community
M	Million
M&E	Monitoring and evaluation
MAM	Moderate acute malnutrition
MLS	Monitoring and learning system
MoJCA	Ministry of Justice and Constitutional Justice (Uganda)
MSME	Micro, small or medium enterprise
NGO	Non-governmental organisation
OHCHR	Office of the United Nations High Commissioner for Human Rights
P/CVE	Preventing and countering violent extremism
RSF	Rapid Support Forces (Sudan)
SAF	Sudanese Armed Forces
SAM	Severe acute malnutrition
SD	Sudan
SRH	Sexual and reproductive health
SGBV	Sexual and gender-based violence
SNNP	Southern Nations, Nationalities and Peoples
SO	Strategic Objective or Somalia
SO1	Greater economic and employment opportunities
SO2	Strengthening resilience of communities and in particular the most vulnerable including refugees and other displaced people
SO3	Improved migration management in countries of origin, transit and destination
SO4	Improved governance and conflict prevention and reduction of forced displacement land irregular migration
SS	South Sudan
TVET	Technical and vocational education and training

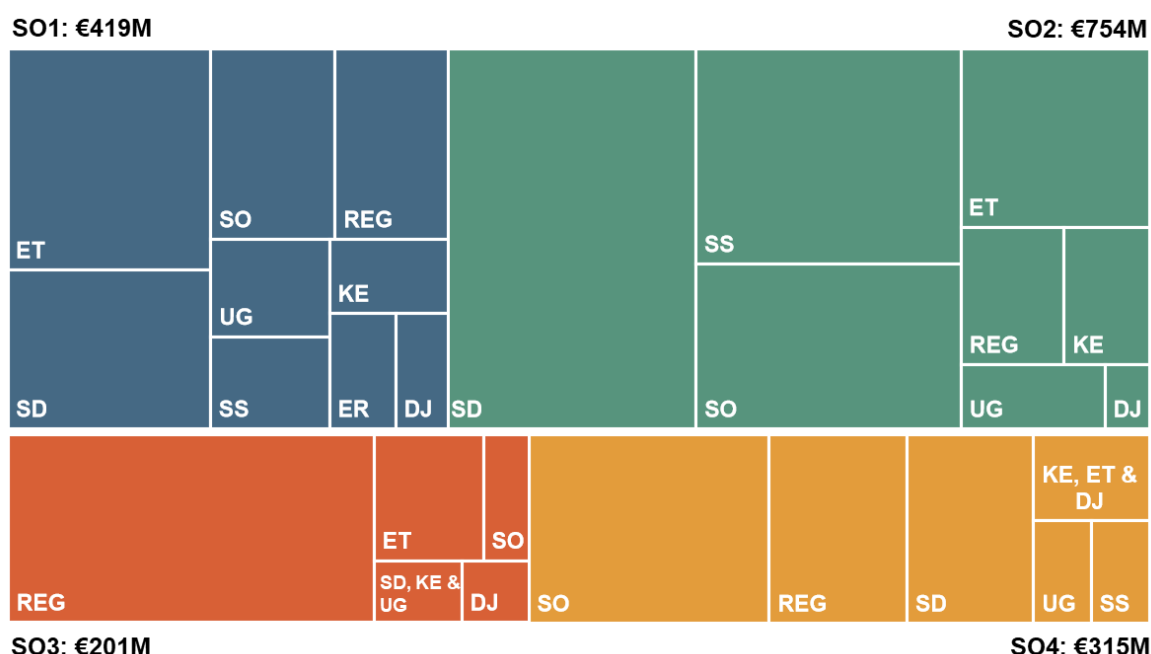
UG	Uganda
UGX	Uganda Shillings
UN	United Nations
UNHCR	United Nations High Commissioner for Refugees
UNICEF	United Nations Children's Fund
OCHA	United Nations Office for the Coordination of Humanitarian Affairs
USD	United States Dollar
VSLA	Village savings and loans association
WFP	World Food Programme
WHO	World Health Organization

EXECUTIVE SUMMARY

This is the sixteenth report prepared by the Monitoring and Learning System (MLS) for the EU Emergency Trust Fund for stability and addressing root causes of irregular migration and displaced persons in Africa (EUTF) Horn of Africa (HoA) window. It covers the cumulative outputs delivered with EUTF funding in the HoA from the start of activities until the end of December 2023, with a specific focus on outputs generated in the second half of 2023 (S2 2023). The report includes outputs from country and regional programmes implemented in Burundi, Djibouti, the Democratic Republic of the Congo (DRC), Eritrea, Ethiopia, Kenya, Rwanda, Somalia, South Sudan, Sudan, Tanzania and Uganda.

As of February 2024, the EUTF has committed (i.e. allocated funds following decisions by the EUTF Operational Committee) €5.0B (billion). The HoA window is the second largest in terms of funding, with €1.8B committed across 94 decisions, of which 97%¹ (€1.73B) has been contracted to 231 operational projects in the region.² Of these, 149 projects worth €908M (million) are completed. This leaves 82 projects worth €821M currently in implementation, which corresponds to 48% of EUTF HoA funding.

Figure 1: Contracted budget breakdown by country and Strategic Objective, February 2024³



To date, 218 projects^{4,5} (equivalent in funding to €1.67B), comprising 146 completed projects, and 72 projects in implementation have reported relevant data to the MLS at least once (of which 96 active and completed projects reported data in 2023).⁶

¹ The EUTF contracting period ended in 2021 and therefore no new contracts are expected henceforth. The share of budget (97%) differs slightly from the 98% reported in S1 2023 report due to budget adjustments made to reflect the actual amount spent during the implementation of several completed projects already included in the MLS.

² This excludes 176 non-operational contracts accounting for €41M that are not included in the MLS analysis. These are mostly evaluations and audits, air services, mappings and plans, reports, communications and events. Administrative costs are also excluded from the analysis.

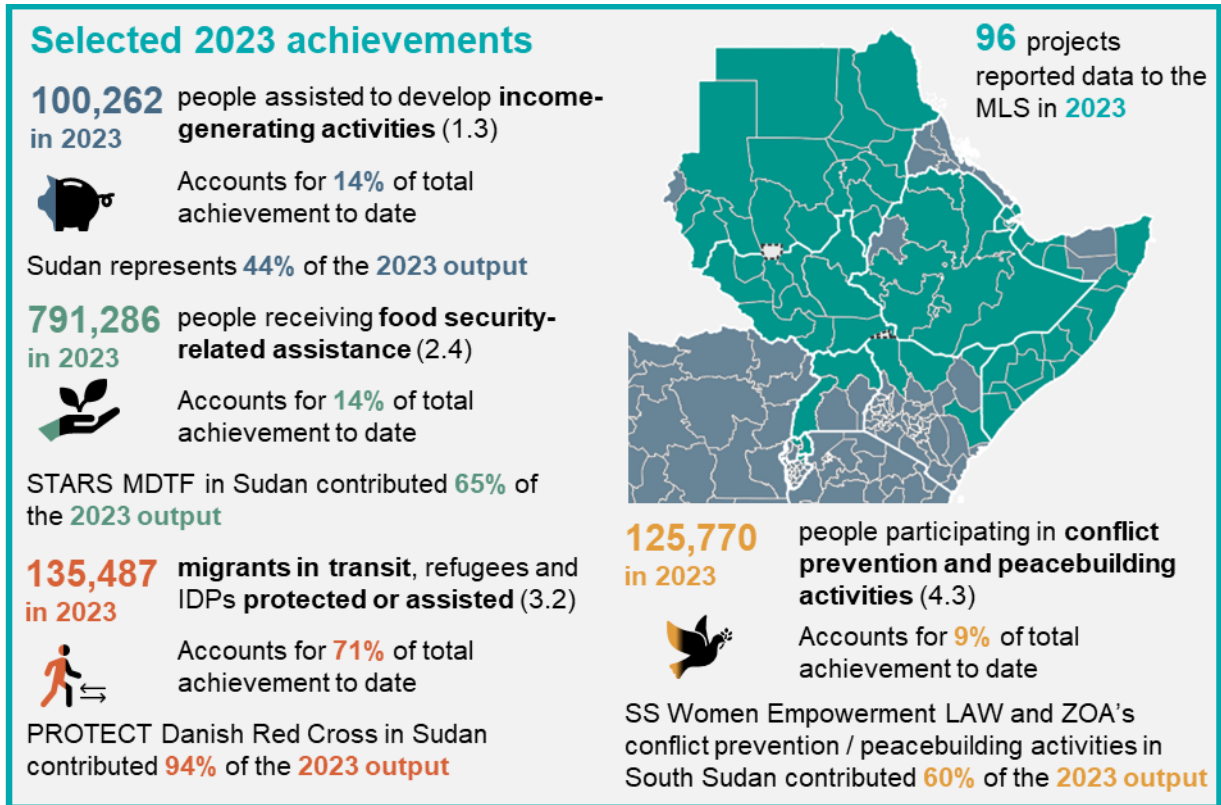
³ Share of budget for projects contracted and relevant to the MLS. The total displayed in the visual does not reflect budget dedicated to cross-cutting activities, which represent €38M.

⁴ This number also includes projects that only reported qualitative data to the MLS in the past (including one project [the Somalia State Building Contract] that provided qualitative information for the current report).

⁵ The RESTORE 2 FAO (completed in May 2021), ROCK CIVIPOL (September 2021) and Development of e-Government Strategy of South Sudan (April 2022) projects never reported data to the MLS and therefore are not included in the total.

⁶ This number includes projects that ended during 2023 and are therefore considered completed in this report.

Figure 2: Selected achievements of EUTF-funded programmes in 2023, December 2023¹



Strategic Objective 1: Greater economic and employment opportunities










Africa's favourable population dynamics and vast natural resources represent enormous economic potential for the continent. However, global events, recurrent conflicts and violence in the region, and climate-related shocks collectively hinder this potential and negatively impact economic growth. Since 2016, EUTF-funded projects have been supporting economic and employment opportunities (SO1) in the HoA region, accounting for €419M (or 24%) of contracted EUTF funding, with the largest portion dedicated to projects in Ethiopia (27% of the SO1 budget).

Since the inception of the EUTF, a total of 149,130 jobs have been created or supported (EUTF indicator 1.1), including 12,213 in 2023. Ethiopia accounts for 35% of the total output delivered this year (4,284 jobs). A further 718,102 individuals have been supported to develop income-generating activities (IGAs), including 100,262 people assisted in 2023, with Sudan accounting for the largest portion (44%) of this year's result (EUTF indicator 1.3). Finally, 143,012 individuals have benefitted from EUTF-funded professional trainings and skills development (TVET) activities (EUTF indicator 1.4), of whom 22,507 were reached in 2023 alone. Somalia accounts for the largest portion (30%) of the 2023 output.

Many economic and employment interventions funded by the EUTF target refugees, youths and women in an effort to address inequities and the disproportionate impact of unemployment on these population groups. The below figure provides an overview of how these different groups of beneficiaries have benefitted from jobs, IGAs and professional training with EUTF support.

¹ The number of projects reporting data to the MLS in 2023 includes projects that ended during the year and are therefore considered completed in this report.

Figure 3: Overview of different beneficiary groups – refugees, youths and women (SO1), as of December 2023^{1,2}

Strategic Objective 1 <i>Overview of different beneficiary groups: refugees, youths and women</i>	
Refugees	
	11,223 (8% of all beneficiaries to date) refugees have benefitted from created or supported jobs (1.1)
	81,157 (11% of all beneficiaries to date) refugees have been assisted to develop income-generating activities (1.3)
	26,383 (18% of all beneficiaries to date) refugees have benefitted from professional trainings (TVET) and/or skills development (1.4)
Youths	
	30,135 (20% of all beneficiaries to date) youths have benefitted from created or supported jobs (1.1)
	69,386 (10% of all beneficiaries to date) youths have been assisted to develop income-generating activities (1.3)
	72,720 (51% of all beneficiaries to date) youths have benefitted from professional trainings (TVET) and/or skills development (1.4)
Women	
	46,621 (31% of all beneficiaries to date) women have benefitted from created or supported jobs (1.1)
	415,398 (58% of all beneficiaries to date) women have been assisted to develop income-generating activities (1.3)
	79,409 (56% of all beneficiaries to date) women have benefitted from professional trainings (TVET) and/or skills development (1.4)

Strategic Objective 2: Strengthening the resilience of communities and in particular the most vulnerable including refugees and other displaced people

In 2023, extreme weather conditions in the HoA region (most notably above-average rainfall and related flooding) destroyed infrastructure and crops, contributed to livestock deaths, and aggravated the spread of diseases such as cholera and malaria. These developments exacerbated the already high cost of living in the region (and particularly food prices), as well as triggering the displacement of nearly 2 million people across the HoA. Resilience-related interventions (SO2) represent the largest share of the HoA portfolio with €754 M of contracted funds, the largest proportion of which is allocated to Sudan with €270 M.

The largest annual and biannual outputs of education staff trained were reported in 2023 and S2 2023, respectively accounting for 12,246 (36%) and 9,508 (28%) of the 34,195 staff benefitting from capacity building to date (EUTF indicator 2.8). The significant 2023 output is largely attributable to the OUTREACH SS UNICEF³ project in South Sudan, which accounts for 64% of the annual result. The largest annual output related to improved access to education was also reported in 2023, with 377,745 people benefitting from improved access to education-related basic social services out of 2,092,175 people reported to date (EUTF indicator 2.9). 96% (364,192 people) of the annual education-related

¹ The beneficiary status and age of some beneficiaries is unspecified, and as such, these numbers could include other refugees and youths.

² The relatively low percentage of women benefitting from job creation interventions can partly be explained by an extremely large output (representing 19% of the total result) delivered in and before 2018 by the IMPACT MM project in South Sudan with no gender disaggregation, as well as by the nature of some of the jobs created or supported by EUTF funding (such as cash for work on construction projects, which often favours men).

³ Outreach – Support to education in hard-to-reach areas in South Sudan project.

output was reported in S2 2023, all of which in South Sudan and mostly through OUTREACH SS UNICEF.

EUTF-funded projects have also collectively delivered food security-related assistance to 5,655,190 people in the Horn of Africa (EUTF indicator 2.4). This year's output (791,286 people) represents a 35% increase compared to 2022. Moreover, the 504,065 people supported with nutrition assistance in 2023 (out of 2,938,311 people to date) accounts for the largest annual output reported thus far (EUTF indicator 2.3). Almost all of the 2023 nutrition assistance output (99%) was reported in Sudan and can largely be attributed to the Improving Nutrition WFP¹ project.

Finally, EUTF-funded projects delivered significant results with energy-related activities in 2023. 77,993 energy-related basic services have been delivered to date, including 11,526 in 2023 (EUTF indicator 2.2). This is the largest annual output of energy-related activities reported since 2019, largely thanks to equipment and supplies (such as solar home systems and fuel efficient and energy saving stoves) delivered by projects in Ethiopia (89%) and Uganda (11%).

Strategic Objective 3: Improved migration management in countries of origin, transit and destination

According to International Organization for Migration (IOM)'s Displacement Tracking Matrix (DTM), in the first half of 2023² most of the migratory movements observed in the HoA had occurred within the region (55%) or along the Eastern Route towards Yemen (42%), while the Southern (2%) and Northern (1%) routes to southern Africa and Europe respectively represented a much smaller proportion. Despite the Eastern Route being one of the most dangerous migration routes worldwide, migration from the HoA towards Yemen returned to pre-pandemic levels in 2023. Thousands of migrants, most of whom aim to reach Saudi Arabia, make the journey through the Gulf of Aden every month, and the number of arrivals in Yemen increased by 36% this year (almost 95,000 arrivals in total) compared to 2022.

Migration management (SO3) constitutes the smallest share of the EUTF portfolio in the HoA with €201M (12%) of contracted funds, mostly allocated to regional projects (70%). Despite only eight projects reporting SO3-related output data in 2023 (versus 40 projects overall), some of the largest annual outputs to date were reported this year. This is mainly attributable to the large-scale response by the PROTECT Danish Red Cross³ project (jointly implemented with the Sudanese Red Crescent Society) to the crisis and resultant displacement situation in Sudan, as well as to the regional project CRRF DIRECT Protection and Assistance⁴ providing post-arrival assistance to returnees in Burundi.

For example, 135,487 (or 71%) of the 191,482 migrants in transit, refugees and internally displaced persons (IDPs) assisted or protected to date were reached in 2023 (EUTF indicator 3.2), mostly (94%) in Sudan. Moreover, 2023 accounts for the highest annual output to date⁵ of migrants benefitting from post-arrival assistance (EUTF indicator 3.5) and for the largest yearly number of migrants benefitting from reintegration assistance since 2019 (EUTF indicator 3.5 bis), which is largely attributable to the CRRF DIRECT Protection and Assistance project in Burundi. 45,501 returning migrants benefitted from post-arrival assistance this year (EUTF indicator 3.5), or 40% of the 114,494 returning migrants assisted to date across the HoA. A further 3,634 returning migrants benefitted from reintegration assistance (EUTF indicator 3.5 bis), bringing the total number to 62,044 migrants to date.

Strategic Objective 4: Improved governance and conflict prevention and reduction of forced displacement and irregular migration

Since 2020, the HoA has witnessed an overall increase in violent events, and although a slight drop was reported in 2022, this was followed by a renewed surge in 2023. ACLED (the Armed Conflict

¹ Improving nutrition and reducing stunting in Eastern Sudan through an integrated nutrition and food security approach project.

² Corresponding data for the full year was not yet published at the time of drafting this report.

³ Protection of persons of concern and vulnerable migrants along migratory routes in Sudan - Danish Red Cross project.

⁴ Protection and assistance for Burundian returnees project.

⁵ Notwithstanding outputs reported before 2018, for which the MLS does not have disaggregated quarterly data.

Location and Event Data project) reported a total of 11,478 conflict-related events and 29,445 consequent fatalities this year, compared to 8,080 events and 20,206 fatalities in 2022. The increase can largely be explained by the ongoing crisis caused by the outbreak of civil war in Sudan.

EUTF interventions targeting peacebuilding, governance and security constitute the third-largest portfolio in the HoA, representing €315M or 18% of the contracted EUTF budget, of which the largest proportion (39%) is allocated to projects in Somalia. Across the EUTF portfolio, 1,349,645 people have participated in conflict prevention and human rights activities throughout the HoA, including 125,770 people in 2023 (EUTF indicator 4.3). Although most beneficiaries reported under this indicator have participated in activities aimed at preventing and countering violent extremism, conflict prevention and peacebuilding, in 2023 most reported beneficiaries participated in activities targeting gender issues related to conflict and peace (65%), followed distantly by conflict prevention and peacebuilding (20%). EUTF-funded projects have also trained 70,042 staff from government institutions, internal security forces and relevant non-state actors on governance, conflict prevention and human rights to date, with 9% (6,366 people) of the total output reported in 2023 (EUTF indicator 4.2). The EUTF portfolio has also collectively supported 107 institutions with material assistance. This includes ten institutions provided with material support in 2023, all of which can be attributed to the ILED RAAISE FAO¹ project in Somalia (EUTF indicator 4.1).

¹ Resilient fisheries and livestock value chain for inclusive and sustainable growth in Somalia project.

Table 1: EUTF common output indicators for all HoA projects, as of December 2023^{1,2,3,4}

EUTF Indicator	2016-2018	2019	2020	2021	2022	2023	Total	Trend
1.1 Number of direct jobs created or supported	49,969	20,524	19,229	14,843	32,352	12,213	149,130	
1.2 Number of MSMEs created or supported	1,934	4,150	491	1,872	7,822	7,506	23,776	
1.3 Number of people assisted to develop income-generating activities	123,872	86,143	105,144	138,125	164,556	100,262	718,102	
1.4 Number of people benefitting from professional trainings (TVET) and/or skills development	31,073	21,946	11,215	27,250	29,021	22,507	143,012	
1.5 Number of industrial parks and/or business infrastructures constructed, expanded or improved	31	6	26	33	39	67	203	
2.1 Number of local development plans directly supported	14	7	25	35	60	14	155	
2.1 bis Number of social infrastructure built or rehabilitated	549	1,116	2,102	2,111	1,929	532	8,338	
2.2 Number of basic social services delivered	2,678,280	1,020,377	1,537,214	1,890,300	1,517,302	617,399	9,260,871	
2.3 Number of people receiving nutrition assistance	911,073	351,045	289,648	432,399	450,081	504,065	2,938,311	
2.4 Number of people receiving food security-related assistance	838,355	1,522,260	1,699,301	215,762	588,227	791,286	5,655,190	
2.5 Number of institutions that adopt local disaster risk reduction strategies	119	55	91	60	93	61	479	
2.6 Hectares of agricultural and pastoral ecosystems where sustainable management practices have been introduced with EU support	48,903	8,151	5,248	35,901	34,327	3,677	136,206	
2.7 Number of people reached by sensitisation campaigns on resilience-building practices and basic rights	491,032	638,795	9,756,576	1,299,104	2,669,995	680,155	15,535,657	
2.8 Number of staff from local authorities and basic service providers benefitting from capacity building to strengthen service delivery	18,810	34,203	29,049	26,060	21,023	19,403	148,547	
2.9 Number of people having improved access to basic services	3,977,560	1,041,751	1,393,028	5,574,419	2,910,144	874,329	15,771,231	
3.2 Number of migrants in transit, refugees/asylum seekers and IDPs protected and/or assisted	11,704	14,916	11,458	9,789	8,128	135,487	191,482	
3.3 Number of (potential) migrants reached by information campaigns on migration	542,988	167,345	28,606	28,409	58,954	5,452	831,754	
3.4 Number of voluntary returns supported	3,709	1,946	1,748	2,458	691	1,004	11,556	
3.5 Number of returning migrants benefitting from post-arrival assistance	32,842	3,333	1,003	3,516	28,299	45,501	114,494	
3.5 bis Number of returning migrants benefitting from reintegration assistance	45,547	3,730	2,825	2,780	3,528	3,634	62,044	
3.6 Number of institutions strengthened on migration management	200	351	442	370	210	71	1,644	
3.7 Number of individuals trained on migration management	6,485	8,482	2,707	7,641	7,029	560	32,904	
3.8 Number of persons of concern benefitting from evacuation and resettlement assistance or other durable solutions for evacuees	0	306	213	317	119	0	955	
3.10 Number of people benefitting from legal migration and mobility programmes	0	19	72	44	4	0	139	
4.1 Number of infrastructures supported to strengthen governance	53	17	5	6	16	10	107	
4.1 bis Number of equipment provided to strengthen governance	2	60	398	2,935	964	79	4,438	
4.2 Number of staff trained on governance, conflict prevention and human rights	14,485	15,910	6,331	9,764	17,186	6,366	70,042	
4.3 Number of people participating in conflict prevention and human rights activities	29,457	100,784	163,012	561,231	369,390	125,770	1,349,645	
4.6 Number of strategies, laws, policies and plans developed and / or directly supported	196	183	187	249	170	160	1,145	
5.1 Number of multi-stakeholder groups and learning mechanisms formed and regularly gathering	1,644	508	321	1,089	883	237	4,683	
5.2 Number of planning, monitoring, learning, data collection and analysis systems set up, implemented and / or strengthened	231	106	143	405	158	361	1,405	
5.3 Number of field studies, surveys and other research conducted	258	146	258	442	260	94	1,458	
5.4 Number of regional cooperation initiatives created, launched or supported	37	30	21	14	16	12	130	
6.1 Number of pandemic-related supplies provided for COVID-19 response	0	0	994,481	6,460,895	45,422	7,030	7,507,828	
6.2 Number of people directly benefitting from COVID-19 activities	0	0	114,999	42,413	356,363	0	513,775	
6.3 Number of entities benefitting from COVID-19 activities	0	0	528	1,771	43	3	2,345	

¹ Data in this report is not comparable with reports prior to S1 2020 due to the application of methodological changes (more information on this process can be found in the S1 2020 report). However, all MLS data (including historical data) has been adapted to the new methodological notes where possible, and therefore all data included in this table is fully comparable across reporting periods. In some cases, data that could not be changed or adapted was taken out to ensure comparability.

² The sum of S1 and S2 2023 values found throughout the report may differ by one unit from 2023 values due to rounding.

³ The trendlines illustrate the non-cumulative evolution of the quarterly results for each EUTF indicator.

⁴ The comprehensive indicator and data review undertaken by the MLS team, as described in the methodology section, led to some re-mappings between several EUTF indicators. These changes, along with retroactive reporting and data corrections from implementing partners, explain the discrepancies between the numbers reported in this table and those reported in the S1 2023 report. All changes and corrections to MLS data effected in S2 2023 are explained in detail in the annexes.

1. INTRODUCTION

1.1. BACKGROUND

The European Union Emergency Trust Fund for stability and addressing root causes of irregular migration and displaced persons in Africa (EUTF for Africa, or EUTF) was launched in November 2015. The 'Horn of Africa' (HoA) window of the Trust Fund covers Djibouti, Eritrea,¹ Ethiopia, Kenya, Somalia, South Sudan, Sudan, Tanzania and Uganda. In Tanzania, only regional programmes have reported outputs, as no Tanzania country projects have been contracted to date. In addition, regional programmes under the Trust Fund currently cover decisions implemented in Burundi, the Democratic Republic of the Congo (DRC) and Rwanda.

This is the sixteenth report prepared by the Monitoring and Learning System (MLS) for the EUTF HoA window. It covers the cumulative outputs achieved through EUTF funding in the HoA region from the start of activities until the end of December 2023, with a specific focus on outputs generated throughout 2023 and in the second half of 2023 (S2 2023). Previous reports can be found [here](#).²

1.2. THE EUTF HOA IN 2023

As of February 2024, the EUTF has committed (i.e. allocated funds following decisions by the EUTF Operational Committee) €5.0B. The HoA window remains the second largest in terms of funding, with €1.8B committed across 94 decisions, of which 97%³ (€1.73B), has been contracted to 231 operational projects in the region.⁴ Of these, 149 projects worth €908M are completed. This leaves 82 projects worth €821M currently in implementation, which corresponds to 48% of EUTF HoA funding.

To date, 218 projects⁵ (including 146 completed projects and 72 projects currently in implementation) covering a total contracted amount of €1.67B have reported quantitative data or other relevant qualitative information to the MLS. As such, the current report covers the same number of projects (218)⁶ as the previous report (S1 2023) but €3.4M less in funding due to retroactive budget adjustments made to completed projects to reflect actual spending. Funding and implementation continue to follow the EUTF's four Strategic Objectives (SOs),⁷ as well as the strategic priorities set by the Strategic Board in April 2018, i.e. i) returns and reintegration; ii) refugee management; iii) completing progress on the securitisation of documents and civil registry;⁸ iv) anti-trafficking measures; v) essential stabilisation efforts in Somalia, Sudan and South Sudan; and vi) migration dialogue.

¹ Eritrea no longer has a dedicated country chapter because the only EUTF programme implemented in the country ended in 2021.

² https://trust-fund-for-africa.europa.eu/results/monitoring-and-evaluation_en.

³ The EUTF contracting period ended in 2021 and therefore no new contracts are expected henceforth. The share of budget (97%) slightly differs from the 98% reported in S1 2023 report due to budget adjustments made to reflect the actual amount spent during the implementation of several completed projects already in the MLS.

⁴ This excludes 176 non-operational contracts accounting for €41M that are not included in the MLS analysis. These are mostly evaluations and audits, air services, mappings and plans, reports, communications and events. Administrative costs are also excluded from the analysis.

⁵ This number also includes projects that only reported qualitative data to the MLS in the past (including one project [the Somalia State Building Contract] that provided qualitative information for the current report).

⁶ This number differs from the 217 cited in the previous report because one project (Local Conflict Prevention and Resolution Mechanisms SS SP project in South Sudan [completed]), which reported outputs to the MLS through another contract, has been added to the list of projects in the report.

⁷ The four Strategic Objectives of the EUTF are: SO1 'Greater economic and employment opportunities'; SO2 'Strengthening resilience of communities and in particular the most vulnerable including refugees and other displaced people'; SO3 'Improved migration management in countries of origin, transit and destination' and SO4 'Improved governance and conflict prevention and reduction of forced displacement and irregular migration'.

⁸ Note that iii) was deprioritised in 2019 and is not considered relevant for the HoA window.

2. METHODOLOGY

2.1. MLS METHODOLOGY

The MLS uses data produced by projects' internal monitoring and evaluation (M&E) systems to inform the 38 EUTF common output indicators¹ that are shared by the three EUTF windows. The MLS team works with each implementing partner (IP) to develop a reporting system that allows the MLS to collect the most detailed and granular level of data common to all IPs. To that end, the MLS has developed a reporting template that it uses for most projects, although the template is tailored to each project through a drafting and feedback process with respective IPs. Given the complexity and diversity of the EUTF portfolio, and the fact that IPs and M&E systems have different resources, limitations and capacities, the MLS tries to offer as much flexibility as possible with regard to the quantity, disaggregation and format of data collected from IPs.

The MLS then aggregates the collected data using a standardised methodology (and later disaggregates it again along various lines of analysis for reporting). This approach allows the MLS to help IPs map their own activities and outputs against the list of EUTF common output indicators and to have access to a finer level of disaggregation (e.g. by gender, beneficiary type, location, etc.). It also gives the MLS significant flexibility in terms of how data can be analysed or presented.

Based on the information received, the MLS team completes output indicator mappings for each project, collects the relevant data from each IP, checks the data for quality and enters it into the MLS database for aggregation, further quality checking and analysis.

During the S1 2020 reporting period, following a consultative process with IPs, European Union (EU) delegations and the EU headquarters, the EUTF revised its common output indicators and their respective methodologies. The resultant revisions have been formalised through a set of methodological notes, which can be found in the annexes to the S1 2020 report. For more information about this process, please see the [S1 2020 report](#).²

Since the end of the EUTF contracting period in 2021, the number of projects in implementation has steadily declined across the HoA portfolio. In S2 2023, 72 projects³ in implementation reported data for the semester, compared to 123 at the peak of project implementation in the second half of 2022. As a result, in most countries and for most EUTF indicators, outputs are also naturally declining. Therefore, in the interest of minimising repetition and redundancy, the analysis presented in this report refrains from comparing outputs across the different semesters, except in cases where outputs reported in the current reporting period represent some of the *largest* biannual or semesterly outputs to date (which, for 2023 and S2 2023, was relevant for several SO2-related indicators on education and food security, as well as SO3-related indicators given the conflict in Sudan and resulting response to the crisis).

Some of the cumulative results reported against EUTF indicators up to S1 2023 in this report differ from those reported in the S1 2023 report. Aside from retroactive reporting and data corrections provided by IPs, as occurs in every reporting period, these differences are also attributable to a comprehensive review conducted by the MLS team of all historical data collected from EUTF projects in the HoA, leading to several data corrections and mapping revisions. In particular, several mapping revisions were implemented between EUTF indicators 1.3 (IGA) and 1.4 (TVET), EUTF indicators 2.2 (basic service delivery) and 2.9 (improved access to basic services), EUTF indicators 2.3 (nutrition assistance) and 2.4 (agricultural support), EUTF indicators 3.2 (migrants protected or assisted), 3.5 (post-arrival

¹ The full list of 38 common output indicators can be found in the annexes.

² https://trust-fund-for-africa.europa.eu/system/files/2020-12/eutf_mls_hoa_s1_2020_-_final.pdf.

³ This number includes one project (Somalia State Building contract) whose progress is described qualitatively in this report, due to the nature of its activities.

assistance) and 3.5 bis (reintegration assistance), as well as EUTF indicators 5.2 (data systems implemented) and 5.3 (studies conducted).

2.1.1. OUTCOME ANALYSIS

In addition to output monitoring, the EUTF MLS started to include project- and programme-level outcome analyses in S2 2020 in the form of focus boxes for certain completed projects and programmes with usable outcome data. In S2 2021, the MLS HoA and Sahel and Lake Chad teams conducted a joint feasibility assessment of aggregated outcome data analysis for all completed projects as of 31 December 2021, to see whether limited conclusions could be drawn about the potential outcomes of the EUTF portfolio beyond specific projects and programmes.

As explained in previous reports as well as in an MLS methodological [note](#),¹ aggregating outcome data for the EUTF portfolio is not possible in the way that it is for output data, mostly because common EUTF outcome indicators were not designed prior to programming. This means that no methodologically harmonised outcome data has been collected by EUTF projects, without which comprehensive and meaningful outcome analysis is impossible.

For this reason, it is only possible to aggregate a limited number of indicators across EUTF projects, and even in these cases methodological limitations and caveats must be taken into account. The aggregable indicators from this exercise were first analysed in the SO sections of the 2021 annual report and the analysis has been continually revised in subsequent annual reports (including this report), as a critical mass of additional completed projects is required before the aggregated data can be significantly updated.

At the time of writing this report, 73 completed HoA projects have shared relevant outcome data with the MLS covering 973 aggregable² indicators, including 16 projects³ newly added to the analysis in 2023. Updated aggregated analyses can be found in the SO1, SO2 and SO4 sections of this report, but there are not enough new SO3 outcome indicators measured by recently ended projects to warrant updates to the original analysis found in the respective SO section the 2021 annual report.

2.2. CHALLENGES AND LIMITATIONS IN THE 2023 REPORT

Historical data for all projects was retroactively adapted to the 2020 methodological changes whenever possible, and therefore data provided within the same report is comparable across reporting periods. During the implementation of the methodological changes, some projects were unable to provide the additional disaggregation requested. In these cases, the affected data is reported under the 'unspecified' category in the MLS analysis. In a small number of specific cases, it was impossible to apply the methodological changes altogether. Most notably:

- Previously gathered GIZ⁴ data affected by the methodological changes could not be transferred to the new system. Therefore, the historical GIZ data included in this report is not complete and numbers might differ from reports prior to S1 2020.
- For completed projects where IPs could no longer be contacted, the MLS team has applied only those methodological changes that were feasible without consultation, using project documents for reference.

¹ https://trust-fund-for-africa.europa.eu/system/files/2020-10/eutf_mls_outcomes_vulgarisation.pdf.

² This excludes 304 indicators that were categorised as either outcome- or impact-level by the projects but were considered by the MLS team to in fact be direct outputs of the projects in question.

³ Two of the projects added to the outcome database in 2023 had no midterm or endline data in their endterm evaluations.

⁴ *Deutsche Gesellschaft für Internationale Zusammenarbeit* (GIZ).

In S2 2023, data was received for all projects for which it was expected, except in the following cases:

- **Ethiopia:**
 - LISEC UNIDO¹ had no output data relevant to the EUTF common output indicators to report in S2 2023.
- **Regional:**
 - Free Movement IGAD was unable to submit data on time as their data verification and approval processes were still ongoing at the time of MLS data collection.
- **Somalia:**
 - COVID-19 Emergency Response WHO² was unable to submit data on time as their data verification and approval processes were still ongoing at the time of MLS data collection.
- **Sudan:**
 - Economic Transition ODI³ has been partially paused since March 2022 (as reported since the S1 2022 report) and is currently paused indefinitely due to the outbreak of conflict in Sudan.
 - EU OPM Sudan⁴ was paused in S1 2022 following the military coup, and while the EU and Landell Mills were jointly planning the reorientation of remaining funding and activities at the beginning of 2023, the outbreak of conflict in April caused these discussions to be paused and are still ongoing regarding the continuation of the project.
 - EQUIP 2 EF was paused following the outbreak of conflict in Sudan and activities only resumed in Eastern Sudan in early 2024. Consequently, no data was reported for S2 2023.
 - Three GIZ projects (EPKS,⁵ YES⁶ and IMPROVE⁷) either did not report data or were unable to collect data in S2 2023 due to the conflict in Sudan. All projects were paused due to the conflict and either ended (YES) or were restarted (EPKS and IMPROVE) only towards the end of 2023 following a joint decision by the EU and BMZ regarding their continuation, and therefore reported no outputs in S2 2023.
 - RDPP SD UNIDO⁸ was paused following the outbreak of the conflict, and no new activities were implemented in S2 2023 before it ended in December.

¹ Leather Initiative for Sustainable Employment in Ethiopia project.

² Emergency operational response to COVID-19 in Somalia to support the prevention of large-scale community spread project.

³ Support for the Ministry of Finance and Economic Planning project.

⁴ Support to the Office of the Prime Minister in Sudan project.

⁵ Employment promotion in Khartoum State project.

⁶ Youth, Employment, Skills project.

⁷ Integrated measures to promote rural-urban value addition and employment project.

⁸ RDPP in Sudan: Employment and entrepreneurship development for migrant youth, refugees, asylum seeker and host communities in Khartoum State project.

3. PORTFOLIO OVERVIEW


3.1. BUDGET AND NUMBER OF CONTRACTS BY STATUS

As of February 2024, the EUTF for Africa has committed €5.0B, including €1.8B across 94 decisions in the HoA window, of which a total of €1.73B have been contracted to 231 operational projects. 48% of this contracted and operational funding is allocated to projects that are implementing activities. Following the end of the EUTF contracting period in 2021, no new contracts are expected henceforth.

The 231 contracted operational projects in the HoA include ten¹ projects in implementation but with no data to report to the MLS (either because it is still too early in their implementation phase or because the implementation of their activities has been significantly delayed due to external factors), 72 projects in implementation and with data or other qualitative information to report to the MLS, and 149 completed projects.

To date, 218 projects^{2,3} (equivalent to €1.67B in funding) have reported data to the MLS, comprising 146 completed projects (including 45 completed throughout 2023, of which 21 were completed in S2 2023) and 72 projects in implementation. This is the same number of projects that was included in the S1 2023 report,⁴ although the total amount of funding covered has decreased by €3.4M due to budget adjustments made to reflect the actual amount spent during the implementation of several completed projects already included in the MLS. Of these 218 projects, 96 reported quantitative or qualitative data to the MLS in 2023.⁵

Figure 4: Operational EUTF projects and budget^{6,7,8}



The below graph illustrates the evolution over time of the number of EUTF contracted operational projects as well as the number of projects in the MLS reports and the corresponding funding amounts.

¹ Of these, six (JCP UNODC UNMPTF - Kismayo Prison [UN multi-partner trust fund: Support to the justice, corrections, security local governance programmes project], JJP UNDP UNMPTF - Bossasso Court, RE-INTEG Heliwa Housing IOM, RESTORE TSO, RESTORE TSO II and SRBC Contribution to MPF WB) are Somalia projects that mostly construct basic social infrastructures (except for SRBC Contribution to MPF WB, which aims to strengthen the country's financial system and other core government systems), and therefore will only report outputs towards their completion, when the constructions are completed. The remaining four (Economic Transition EF, Economic Transition IMF, PROTECT IOM and Sudan Democratic Transition SESCS EISA) aim to back the political and economic transition in Sudan and have been significantly delayed by the 2021 military coup d'état and the conflict starting in April 2023.

² This number also includes projects that only reported qualitative data to the MLS in the past (including one project [the Somalia State Building Contract] that provided qualitative information for this report).

³ Three projects consisting of RESTORE 2 FAO (completed in May 2021), ROCK CIVIPOL (September 2021) and Development of e-Government Strategy of South Sudan (April 2022) never reported data to the MLS and therefore are not included in the total.

⁴ This number differs from the 217 cited in the previous report because one project, which reported outputs to the MLS through another contract, has been added to the list of projects in the report.

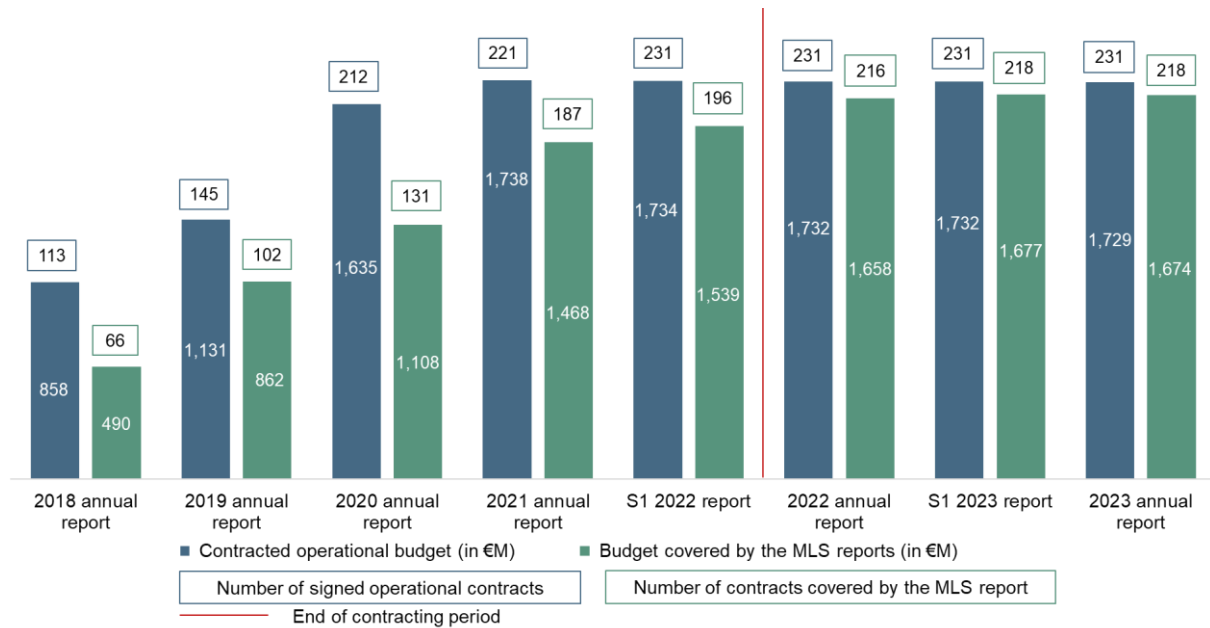
⁵ This number includes projects that ended during 2023 and are therefore considered completed in this report.

⁶ 176 projects worth approximately €41M and considered 'non-operational' are excluded from the overall analysis in this report. These are mostly evaluations and audits, air services, mappings and plans, reports, communications and events.

⁷ The three completed projects cited in footnote 3 never reported data to the MLS.

⁸ Project budgets are valid as of February 2024; project statuses (and particularly whether they are in implementation or completed) are valid as of December 2023.

Figure 5: Evolution of projects and budgets covered by the MLS in the HoA, February 2024^{1,2,3}



The graph below (Figure 6) shows the budget, lifespan and status of implementation for the 231 operational projects in the HoA window. A total of 176 ‘non-operational’ projects worth €41M, as well as administrative costs, are omitted. The budgets refer solely to EUTF contributions. The length of the bars represents the lifespan of the project, and the height represents the EUTF budget per project as of February 2024. The colour of the bars indicates the status of the project, with projects completed before 1 January 2024 indicated in blue.⁴

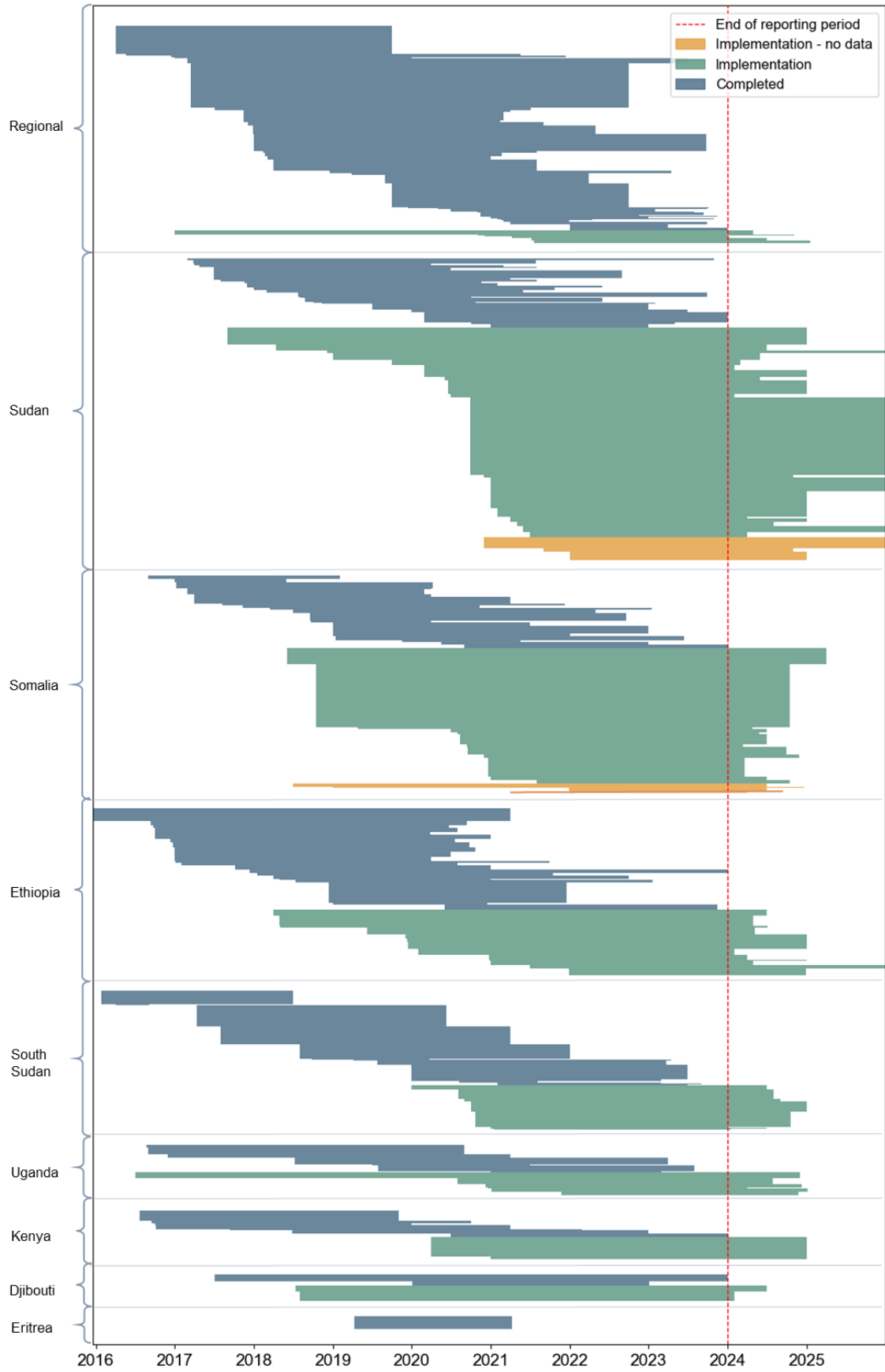
¹ Possible discrepancies between the budgets in this graph and the budget changes indicated in the text of this report are due to rounding. Possible discrepancies between figures presented in this graph and the corresponding graph in previous reports are due to budget amendments.

² The contracted operational budget has slightly decreased since the 2021 annual report because some completed project budgets have been retroactively adjusted downward, in order to reflect the actual amount paid after final accounting.

³ The number of projects shown in this visual from S1 2022 onwards differs from those shown in previous reports due to one completed project, which reported outputs to the MLS through another contract, being newly added to the list of projects in the report.

⁴ Projects designated as ‘implementation – no data’ are listed and explained in footnote 1 on page 17.

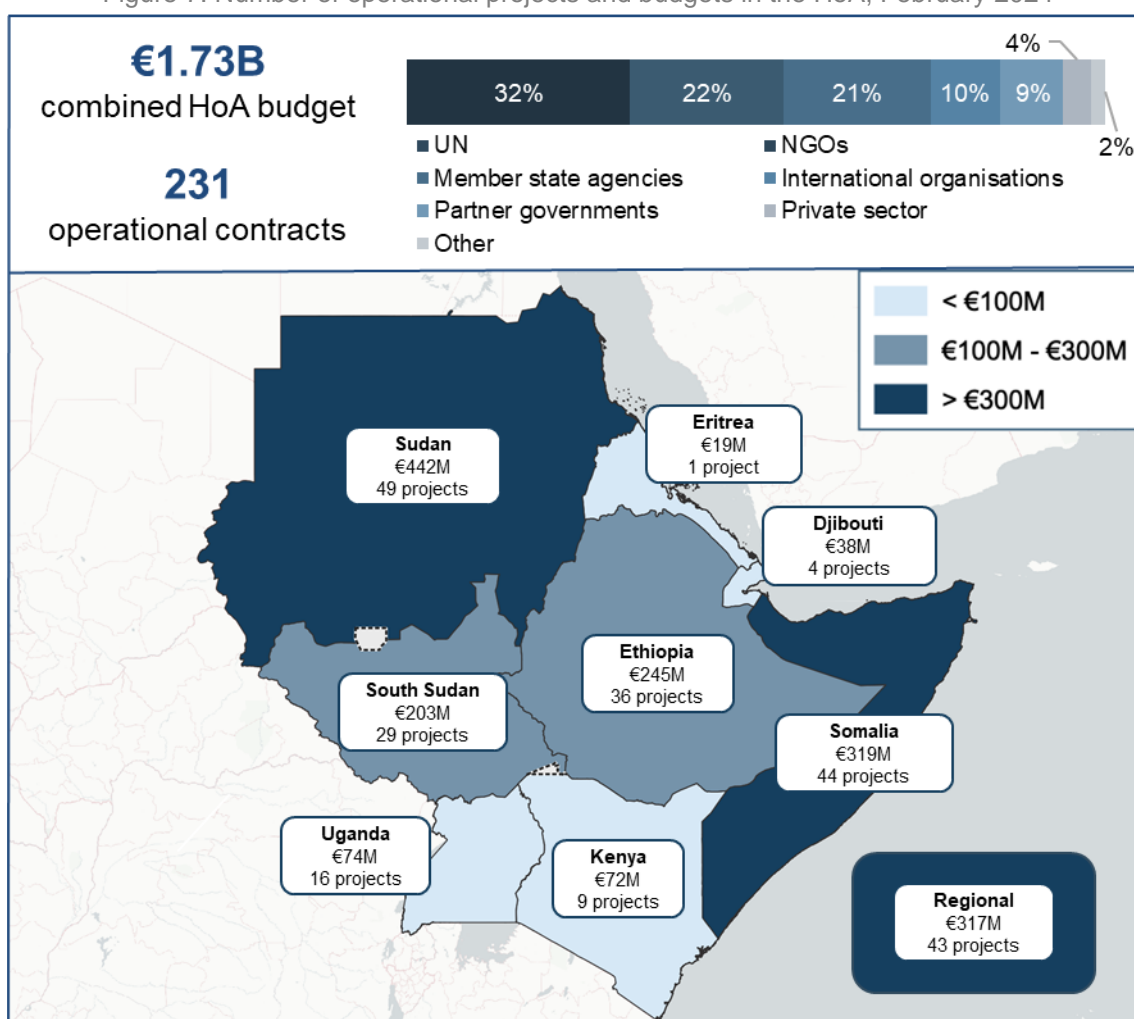
Figure 6: EUTF HoA contracted projects by budget and implementation status, February 2024



3.2. BUDGET DISTRIBUTION BY COUNTRY, IMPLEMENTING PARTNER AND STRATEGIC OBJECTIVE

EUTF funding in all HoA countries remains largely the same as in the reports that followed the end of contracting in 2021. As of February 2024, Sudan still benefits from the largest amount of EUTF funding in the window, with a total of €442M (or 26% of the total) contracted to 49 projects,¹ although some were paused due to the 2021 military coup d'état and the outbreak of conflict in mid-April 2023 and are now in the process of restarting or reorienting activities. Somalia is second with 44 projects worth €319M (18% of the total), closely followed by regional projects with 43 contracted projects amounting to €317M (also 18% of the total).

Figure 7: Number of operational projects and budgets in the HoA, February 2024



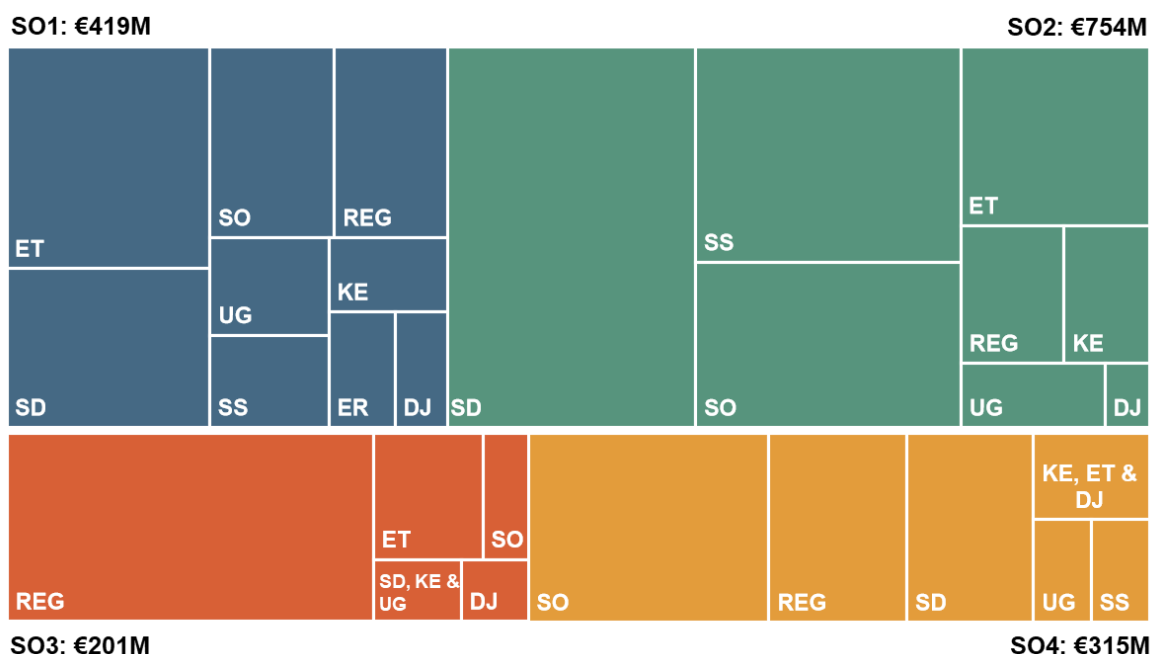
In Ethiopia, €245M (14% of the total) are contracted to 36 projects, while in South Sudan, €203M (12% of the total) are contracted to 29 projects. €74M are contracted in Uganda and €72M in Kenya (each accounting for some 4% of the total portfolio), allocated to sixteen and nine contracts, respectively. Lastly, Djibouti accounts for 2% of all EUTF HoA funding, with €38M contracted to four projects, while the remaining 1% of the total funding (€19M) is contracted to the Eritrea portfolio, consisting of a single completed project.

¹ The following analysis only includes contracts considered to be 'operational'.
MLS HoA S1 2020 REPORT

Of the total contracted operational budget in the HoA (€1.73B), €553M (or 32% of the funding) are allocated to projects implemented by United Nations (UN) agencies, funds and programmes. Non-governmental organisations (NGOs) are the second-largest implementing partner with €373M (22% of the funding), although this is likely an underrepresentation because for many contracts implemented by UN and EU member state agencies, some of the funding is subcontracted to NGOs and civil society organisations (CSOs). EU member state agencies account for €361M (or 21%) of EUTF funding, while international organisations manage 10% (or €173M). Another €159M (or 9% of the funding) are implemented by HoA partner governments¹ and 4% (€78M) by private sector actors.

As of February 2024, the largest share of the EUTF's contracted operational budget (€754M or 44% of €1.73B) focuses on resilience building activities (SO2) aimed at strengthening the region's resilience to shocks, including by improving direct service delivery and access to basic services for vulnerable population groups. South Sudan and Sudan have 79% and 61% of their budgets dedicated to SO2-related interventions, respectively. Creation of economic and employment opportunities (SO1) is the second-largest strategic objective in the region in terms of funding, with €419M (24% of the total contracted operational budget). Ethiopia (46%) has the highest share of its budget dedicated to SO1 interventions² followed by Djibouti and Uganda (each 40%). Governance, security and conflict prevention activities (SO4) represent a further 18% of the EUTF HoA budget (€315M). The country portfolios with the highest proportion of SO4 funding relative to their overall budget are Somalia (38%), regional projects (22%) and Uganda (22%). Another 12% of the EUTF HoA contracted budget (€201M) supports activities directly related to migration management (SO3), most notably through regional interventions such as the EU-IOM Joint Initiative, the Free Movement programme and the ETM Rwanda.³ Finally, €39M (2% of contracted EUTF funding) are allocated to cross-cutting issues (CCI), which comprises activities aimed at improving coordination, cooperation, information sharing, research and learning between actors working on subjects relevant to each of the four SOs.

Figure 8: Budget breakdown by Strategic Objectives, February 2024⁴



¹ The Somalia State and Resilience Building Contract managed by the FGS represents 58% of this amount (€93M).

² Excluding Eritrea, where 100% of EUTF funding is dedicated to SO1, all of which one through one contracted programme comprising just €19M (the total country portfolio).

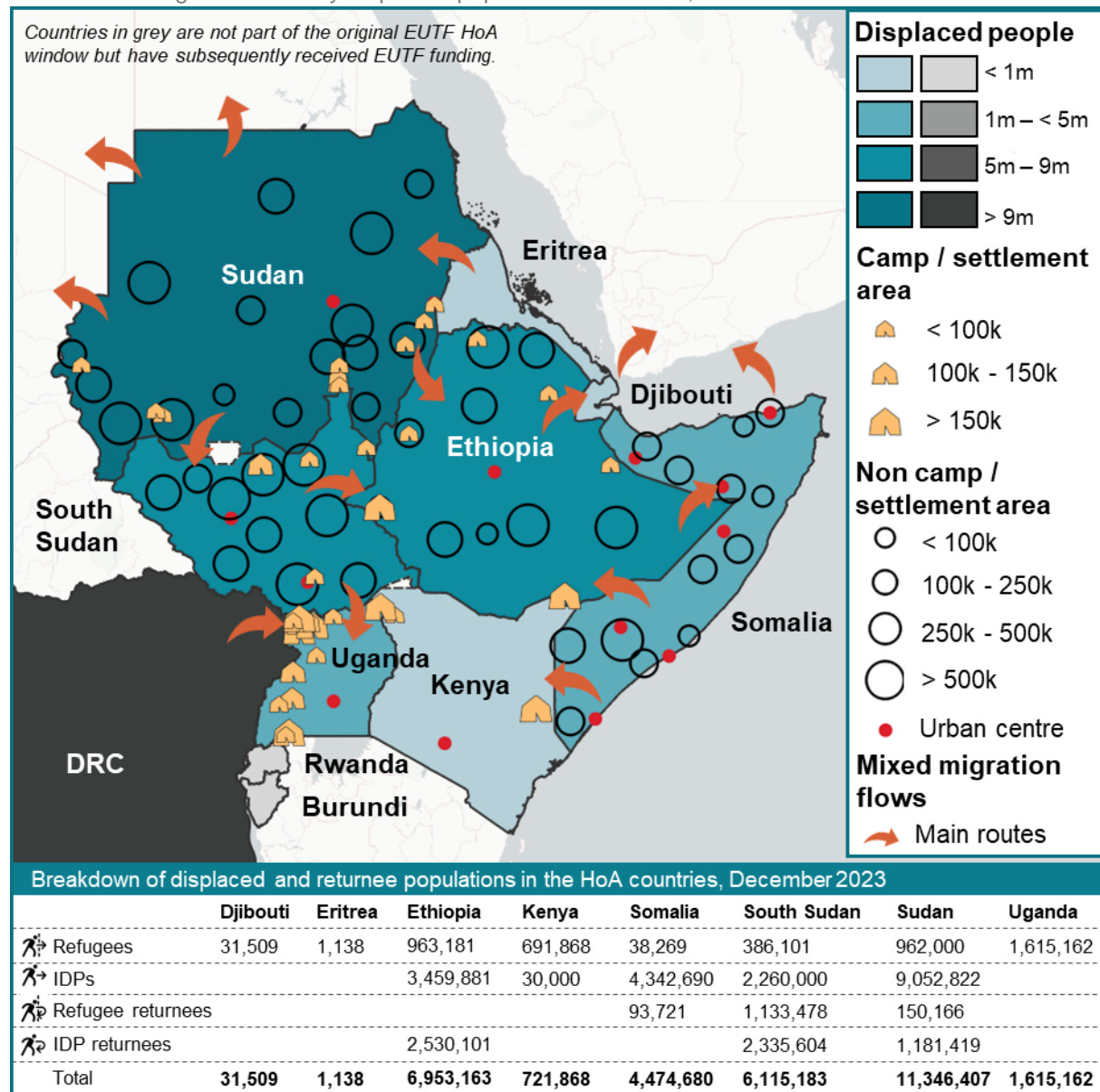
³ Enhancing protection, lifesaving assistance and sustainable solutions for evacuees from Libya through the Emergency Transit Mechanism in Rwanda project.

⁴ Share of budget for projects contracted and relevant to the MLS. The total displayed in the visual does not reflect cross-cutting indicators, which represent €39M.

4. SITUATION AND RESULTS OVERVIEW

4.1. THE HOA REGION IN 2023

Figure 9: Forcibly displaced population in the HoA, as of December 2023^{1,2}



The Horn of Africa continues to experience significant conflict- and climate-related challenges, exacerbating existing vulnerabilities across the region. For example, prolonged drought conditions starting in 2020 have contributed to food and water shortages, widespread damage to infrastructure and agricultural land, livestock losses and the disruption of livelihoods for millions of people. By the end of September 2023, UN High Commissioner for Refugees (UNHCR) reported that the drought situation had led to the displacement of 2.3 million people in Ethiopia and Somalia, with over 265,000 new

¹ In the table showing the breakdown of displaced populations in HoA countries, the 'Refugees' category refers to the number of refugees hosted in each country.

² Sources are detailed in each country section.

refugees and asylum seekers reported to have crossed from and into drought-affected areas of Ethiopia, Kenya and Somalia.¹

Conversely, heavy rains influenced by El Niño negatively impacted the region over the second half of 2023 – most notably in Ethiopia, Kenya and Somalia, which were also the countries hardest hit by the drought.² The United Nations Office for the Coordination of Humanitarian Affairs (OCHA) estimates that over 5.2 million people across the region have been negatively impacted by heavy rains and flooding between September and December 2023,³ with Somalia accounting for the most affected individuals (2.5 million), followed by Ethiopia (1.5 million), Kenya (546,000) and South Sudan (451,000). These impacts and those from other climate-related shocks are exacerbating inflation, increasing food prices and amplifying hunger and poverty levels across the region.⁴ As a result of these conditions, 47.3 million people were estimated to be food insecure towards the end of 2023, and almost 65 million people were estimated to be in need of humanitarian assistance.⁵

As of December 2023, the HoA region hosted approximately 19.1 million IDPs⁶ and 4.7 million refugees and asylum seekers⁷ according to the UNHCR and the IOM DTM. In 2022, more than 20.2 million of the region's inhabitants were supported with at least one form of humanitarian assistance;⁸ however, in 2023, the international humanitarian response faced considerable challenges related to delayed and insufficient funding as humanitarian partners in Ethiopia, Kenya and Somalia were forced to scale down or suspend their interventions due to a lack of resources (and, in the case of Ethiopia, to allegations of corruption and aid diversion).⁹ Refugee-hosting countries also face challenges in delivering amenities and services and in providing adequate protection to refugees in their care, largely on account of insufficient financial and institutional capacities.¹⁰ In response to these challenges, member states of the Intergovernmental Authority on Development (IGAD) and the East African Community committed to enhancing regional refugee policies and improving economic inclusion for refugees via the 16 June 2023 Munyonyo Declaration on Durable Solutions for Refugees in the East and Horn of Africa.¹¹

The HoA is also characterised by a complex and uncertain political landscape, involving persistent conflicts and diplomatic shifts that undermine the stability and development of the region. In 2023, this included political tensions between the governments of Eritrea and Ethiopia, cases of political protests in Kenya and larger-scale conflicts in Ethiopia, Sudan and Somalia. The start of 2023 in Ethiopia was marked by restored calm following the peace agreement between the Ethiopian government and the Tigray People's Liberation Front. However, this calm was quickly upended in other parts of the country, when attempts by the federal government to integrate regional paramilitary groups into the national armed forces in April 2023 ultimately led to conflict and violence in Amhara and Oromia Regions. Meanwhile, conflict erupted in Sudan on 15 April 2023 between the Sudanese Armed Forces (SAF) and the Rapid Support Forces (RSF), leading to one of the largest internal displacement crises worldwide (with more than six million new IDPs by the end of 2023).¹² In Somalia, underlying tensions persisted between the Federal Government of Somalia (FGS) and the Federal Member States due to unresolved territorial disputes, leadership conflicts and disagreements over the allocation of authority and resources at the national and regional levels of the country.¹³

¹ UNHCR, 'East and Horn of Africa and the Great Lakes Region: Operational update', July – December 2023.

² Crisis 24, 'Ethiopia: Disruptions due to flooding across the country as of 8 December / update 3', 8 December 2023.

³ OCHA, 'Eastern Africa – El Niño impact snapshot', December 2023

⁴ UNHCR, 'East and Horn of Africa and the Great Lakes: Global focus', 2023; Concern Worldwide, 'The Horn of Africa crisis, explained', 19 July 2023.

⁵ WHO, 'Greater Horn of Africa. Food insecurity and health snapshot,' November 2023.; EU-Press Release, 'EU provides initial €171 million in humanitarian aid for Greater Horn of Africa region', 27 February 2024.

⁶ IOM DTM, 'Displacement Tracking Matrix (DTM) – Data portal'. Retrieved on 4 April 2024 at <https://dtm.iom.int>.

⁷ UNHCR, 'Data portal'. Retrieved on 4 April 2024 at <https://data2.unhcr.org/en/situations>.

⁸ OCHA, 'Horn of Africa drought - Regional humanitarian overview and call to action', 26 May 2023.

⁹ Ibid.

¹⁰ Institute for Security Studies, 'Pledges aren't enough to protect East Africa's refugees', 14 November 2023.

¹¹ IGAD, 'IGAD and EAC member states sign Munyonyo Declaration on Durable Solutions for Refugees in the East and Horn of Africa', June 2023.

¹² IOM DTM, 'Sudan's internally displaced persons 2023 estimates', January 2023.

¹³ American Friends Service Committee, 'Status of peace and security in the East and Horn of Africa', October 2023.

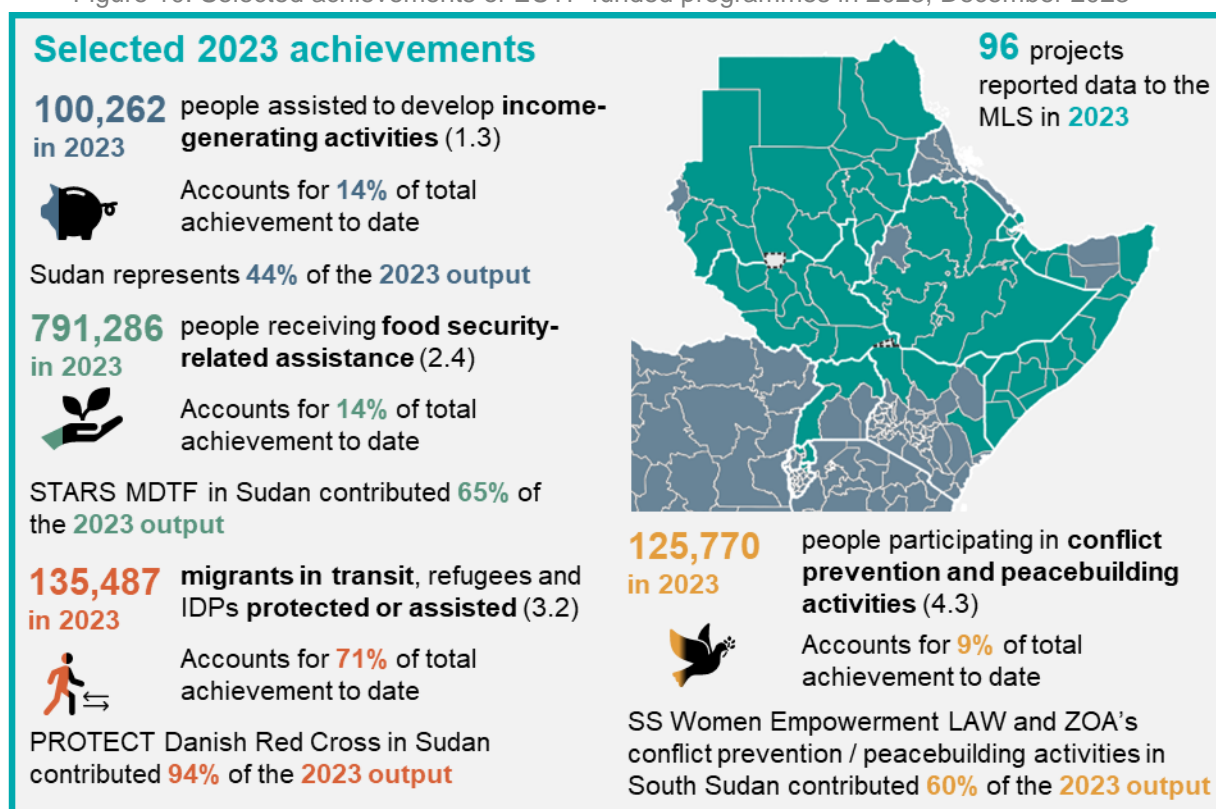
These dynamics highlight the fragility of countries in the HoA, where five¹ out of the region's eight countries ranked among the top 20 most fragile countries in the world in 2023, according to the Fragile States Index.² Compared to 2022, four of the five countries have moved up in the rankings – including Somalia, which now tops the list as the most fragile country in the world.³ According to the Global Peace Index, four⁴ of the eight countries in the HoA also ranked among the top 20 countries in the world with the lowest state of peace.⁵

4.2. THE EUTF RESPONSE – OVERVIEW OF RESULTS

This section offers an analysis of the results of the EUTF's response to date against the Trust Fund's four SOs: economy and employment, resilience (mainly in terms of food security and access to basic services), migration management, and governance and conflict prevention.

4.2.1. OVERVIEW OF EUTF INDICATOR OUTPUTS

Figure 10: Selected achievements of EUTF-funded programmes in 2023, December 2023⁶



The table below shows the aggregated values reported by HoA projects for 36⁷ of the 38 EUTF common output indicators as of 31 December 2023.

¹ Eritrea, Ethiopia, South Sudan, Sudan and Somalia.

² Fund for Peace, 'Fragile States Index.' Retrieved on 4 April 2024 at <https://fragilestatesindex.org/>.

³ Fund for Peace, 'Fragile States Index – Annual Report 2022', 2022.

⁴ South Sudan, Somalia, Sudan and Ethiopia.

⁵ Institute for Economics & Peace, 'Global Peace Index', 2023.

⁶ The number of projects reporting data to the MLS in 2023 includes projects that ended during the reporting period and are therefore considered completed in this report.

⁷ EUTF indicator 3.1 (Number of projects and initiatives supported by diaspora members) and EUTF indicator 3.11 (Number of awareness raising events on migration) have no reported contribution to date in the HoA window.

Table 2: EUTF common output indicators for all HoA projects, as of December 2023^{1,2,3,4}

EUTF Indicator	2016-2018	2019	2020	2021	2022	2023	Total	Trend
1.1 Number of direct jobs created or supported	49,969	20,524	19,229	14,843	32,352	12,213	149,130	
1.2 Number of MSMEs created or supported	1,934	4,150	491	1,872	7,822	7,506	23,776	
1.3 Number of people assisted to develop income-generating activities	123,872	86,143	105,144	138,125	164,556	100,262	718,102	
1.4 Number of people benefitting from professional trainings (TVET) and/or skills development	31,073	21,946	11,215	27,250	29,021	22,507	143,012	
1.5 Number of industrial parks and/or business infrastructures constructed, expanded or improved	31	6	26	33	39	67	203	
2.1 Number of local development plans directly supported	14	7	25	35	60	14	155	
2.1 bis Number of social infrastructure built or rehabilitated	549	1,116	2,102	2,111	1,929	532	8,338	
2.2 Number of basic social services delivered	2,678,280	1,020,377	1,537,214	1,890,300	1,517,302	617,399	9,260,871	
2.3 Number of people receiving nutrition assistance	911,073	351,045	289,648	432,399	450,081	504,065	2,938,311	
2.4 Number of people receiving food security-related assistance	838,355	1,522,260	1,699,301	215,762	588,227	791,286	5,655,190	
2.5 Number of institutions that adopt local disaster risk reduction strategies	119	55	91	60	93	61	479	
2.6 Hectares of agricultural and pastoral ecosystems where sustainable management practices have been introduced with EU support	48,903	8,151	5,248	35,901	34,327	3,677	136,206	
2.7 Number of people reached by sensitisation campaigns on resilience-building practices and basic rights	491,032	638,795	9,756,576	1,299,104	2,669,995	680,155	15,535,657	
2.8 Number of staff from local authorities and basic service providers benefitting from capacity building to strengthen service delivery	18,810	34,203	29,049	26,060	21,023	19,403	148,547	
2.9 Number of people having improved access to basic services	3,977,560	1,041,751	1,393,028	5,574,419	2,910,144	874,329	15,771,231	
3.2 Number of migrants in transit, refugees/asylum seekers and IDPs protected and/or assisted	11,704	14,916	11,458	9,789	8,128	135,487	191,482	
3.3 Number of (potential) migrants reached by information campaigns on migration	542,988	167,345	28,606	28,409	58,954	5,452	831,754	
3.4 Number of voluntary returns supported	3,709	1,946	1,748	2,458	691	1,004	11,556	
3.5 Number of returning migrants benefitting from post-arrival assistance	32,842	3,333	1,003	3,516	28,299	45,501	114,494	
3.5 bis Number of returning migrants benefitting from reintegration assistance	45,547	3,730	2,825	2,780	3,528	3,634	62,044	
3.6 Number of institutions strengthened on migration management	200	351	442	370	210	71	1,644	
3.7 Number of individuals trained on migration management	6,485	8,482	2,707	7,641	7,029	560	32,904	
3.8 Number of persons of concern benefitting from evacuation and resettlement assistance or other durable solutions for evacuees	0	306	213	317	119	0	955	
3.10 Number of people benefitting from legal migration and mobility programmes	0	19	72	44	4	0	139	
4.1 Number of infrastructures supported to strengthen governance	53	17	5	6	16	10	107	
4.1 bis Number of equipment provided to strengthen governance	2	60	398	2,935	964	79	4,438	
4.2 Number of staff trained on governance, conflict prevention and human rights	14,485	15,910	6,331	9,764	17,186	6,366	70,042	
4.3 Number of people participating in conflict prevention and human rights activities	29,457	100,784	163,012	561,231	369,390	125,770	1,349,645	
4.6 Number of strategies, laws, policies and plans developed and / or directly supported	196	183	187	249	170	160	1,145	
5.1 Number of multi-stakeholder groups and learning mechanisms formed and regularly gathering	1,644	508	321	1,089	883	237	4,683	
5.2 Number of planning, monitoring, learning, data collection and analysis systems set up, implemented and / or strengthened	231	106	143	405	158	361	1,405	
5.3 Number of field studies, surveys and other research conducted	258	146	258	442	260	94	1,458	
5.4 Number of regional cooperation initiatives created, launched or supported	37	30	21	14	16	12	130	
6.1 Number of pandemic-related supplies provided for COVID-19 response	0	0	994,481	6,460,895	45,422	7,030	7,507,828	
6.2 Number of people directly benefitting from COVID-19 activities	0	0	114,999	42,413	356,363	0	513,775	
6.3 Number of entities benefitting from COVID-19 activities	0	0	528	1,771	43	3	2,345	

¹ Data in this report is not comparable with reports prior to S1 2020 due to the application of methodological changes (more information on this process can be found in the S1 2020 report). However, all MLS data (including historical data) has been adapted to the new methodological notes where possible, and therefore all data included in this table is fully comparable across reporting periods. In some cases, data that could not be changed or adapted was taken out to ensure comparability.

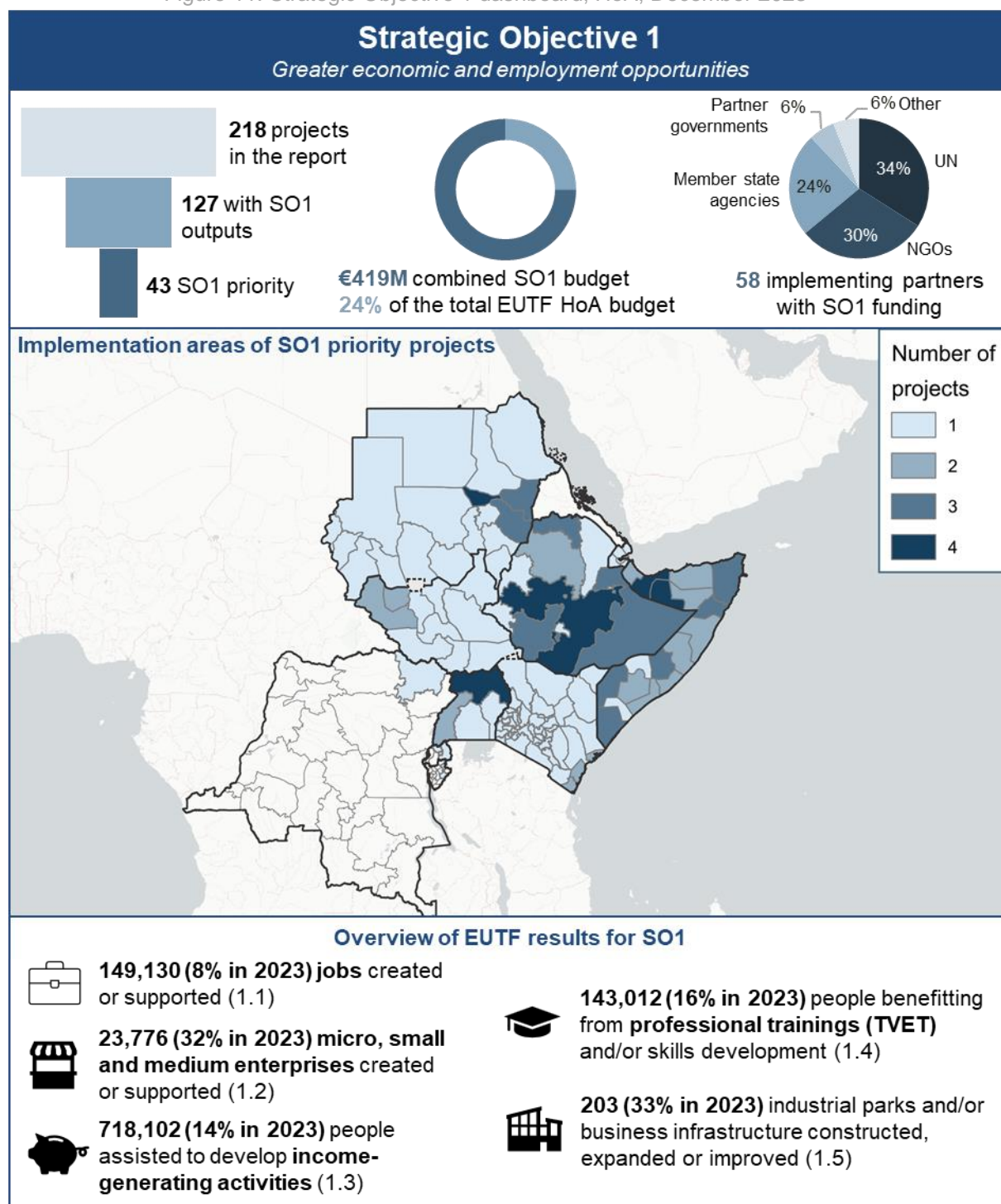
² The sum of S1 and S2 2023 values found throughout the report might differ by one unit from 2023 values due to rounding.

³ The trendlines present the non-cumulative evolution of the quarterly results for each EUTF indicator.

⁴ The comprehensive data and indicator review undertaken by the MLS team, as described in the methodology section, led to some re-mappings between several EUTF indicators. These changes, along with retroactive reporting and data corrections from implementing partners, explain the discrepancies between the numbers reported in this table and those reported in the S1 2023 report. All changes and corrections to MLS data effected in S2 2023 are explained in detail in the annexes.

4.2.2. GREATER ECONOMIC AND EMPLOYMENT OPPORTUNITIES

Figure 11: Strategic Objective 1 dashboard, HoA, December 2023^{1,2,3}



¹ EUTF funding data is valid as of February 2024, refers only to contracted (not committed) and operational projects, and has been rounded to the nearest €M.

² Projects with SO1 priority have a larger budget allocation to SO1 than to any other Strategic Objective, per the MLS portfolio analysis.

³ 33 projects are represented on the map in this visual. The map only includes projects that implement activities (and provide data) at the first administrative level (e.g., province, county or region). Projects that are implemented only at the national level or that do not provide geographically disaggregated data to the MLS are not included.

Africans represent the youngest and fastest-growing population in the world: 60% of the continent's population is under the age of 25.¹ These favourable population dynamics combined with Africa's vast natural resources offer enormous economic potential. However, global events, recurrent conflicts and violence in the region, and climate-related shocks are all negatively impacting economic growth across the continent.

The economic consequences of the COVID-19 pandemic and the more recent Russia-Ukraine conflict continue to exacerbate existing fragilities in African countries.² Increased food prices following the outbreak of the conflict in Ukraine (a major global supplier of food staples) has exacerbated inflation in most HoA countries, leading to a weakening of local currencies against the US dollar.³ This in turn has intensified exchange rate pressures⁴ and increased economic instability in the region.⁵ As a result of these developments, extreme poverty is highly concentrated in the HoA and across Africa, with the continent accounting for 62% of the world's working poor population. As of the end of 2023, Africa had still not returned to growth levels from before the 2008 global financial crisis, with subsequent shocks hindering economic recovery. For example, in 2020, the first full year of the pandemic, Africa registered its first net output loss (-2.7%) since 1993 (although this represented a smaller gross domestic product decrease than those experienced by other developing regions that year).⁶ Africa's economic growth potential is also threatened by the growing rate and impact of climate-induced events and natural disasters, exacerbating the abovementioned inflationary pressures, intensifying the impact of the global economic slowdown, and negatively impacting debt sustainability.⁷

In this context, EUTF funding continues to assist individuals in developing IGAs, fostering job creation, and enhancing livelihood opportunities through interventions such as support to micro, small and medium enterprises (MSMEs), material support and equipment for IGAs, TVET training and cash for work activities. The SO1 portfolio (greater economic and employment opportunities) accounts for the second highest amount of contracted funding (€419M) following the SO2 portfolio (strengthening resilience), with the largest portion of SO1 funding devoted to Ethiopia (27%).

Focus box 1: Center for Evaluation and Development – Counterfactual impact evaluation of economic and employment opportunities projects in the HoA: Preliminary findings⁸

The Center for Evaluation and Development (C4ED) is conducting impact evaluation research (between 2021 and 2025) on EUTF-funded projects that aim to enhance economic and employment opportunities. The evaluation includes a mixed methods approach, a project manager survey of 48 EUTF decisions and 84 contracts, and counterfactual impact evaluation research of specific projects.

As of March 2024, initial findings in the HoA have focused on two projects: 1) 'Socio-Economic Development and Better Employment Opportunities' (also known as STEDE and referred to as CRRF ET Job Creation MC by the MLS), implemented by Mercy Corps in Ethiopia, for which the evaluation team analysed the impact of supported Village Savings and Loans Associations (VSLAs), and 2) 'Response to increased demand on Government Service and creation of economic opportunities in Uganda' (RISE) carried out by GIZ, for which the evaluation focused on the technical training component of the project. **Preliminary findings** (based on responses from midline and

¹ UNCTAD, 'Economic development in Africa report', 2023.

² International Monetary Fund, 'Regional economic outlook: Sub-Saharan Africa', October 2023; UNCTAD, 'Economic development in Africa report', 2023.

³ UNECA – Economic Report on Africa, 'Building Africa's resilience to global economic shocks', 14 November 2023.

⁴ ISS – African futures, 'Exchange rate pressures take a toll on Sub-Saharan Africa', 2023.

⁵ Ibid.

⁶ UNECA, 'Economic Report on Africa 2023: Building Africa's resilience to global economic shocks', 14 November 2023.

⁷ Ibid.

⁸ Center for Education and Development (C4ED), 'EUTF and C4ED 2024 counterfactual impact evaluation dissemination seminar', Addis Ababa, Ethiopia, 12-13 March 2024.

endline qualitative and quantitative data, qualitative interviews and focus group discussions) attested to:

- Overall positive impacts on **employment** through a) trainees launching new IGAs or becoming apprentices (RISE), although those reporting improved working conditions were mostly male and Ugandan citizens (as opposed to refugees who were also targeted by the project).
- Overall improvement on **new jobs** providing an additional source of income, leading to increased self-perceived resilience (both projects) and, in the case of CRRF ET Job Creation MC, improved food security and capacity to save money.
- Overall increased **social integration** through increased refugee involvement in community groups (RISE) and social cohesion among host community members but less so for refugees (CRRF ET Job Creation MC).
- Continued **barriers to employment** in the intervention areas for both projects, including limited capital, language and legal barriers (for refugees), and barriers related to social constructs and gender norms (for women).

Meanwhile, **preliminary findings from the counterfactual impact evaluations included:**

- **CRRF ET Job Creation MC's VSLA intervention** (Fafan Zone, Somali Region, Ethiopia) faced some limitations but also showcased preliminary positive results. The evaluation demonstrated limited impact (i) of the VSLA interventions on business development, leading to a recommendation to better link these with financial service providers, and (ii) of the VSLAs on financial literacy, leading to a recommendation to provide more financial trainings. However, positive changes were noted on (i) self-employment, especially for women and refugees, with 23% of beneficiaries of the VSLA intervention in stable employment compared to 13% of non-beneficiaries in the same area and (ii) savings trends (again especially for refugees and women), with 25% of VSLA beneficiaries having savings in formal institutions compared to 9% for non-beneficiaries. The evaluation also found that (i) gender-sensitive approaches helped to improve women's involvement in the VSLAs and (ii) the project has positively influenced networks between refugees and host communities, but continued issues around trust led the evaluation team to recommend the inclusion of more trust-building initiatives within VSLAs.
- **RISE GIZ's (Northern Uganda) technical short-term trainings and intense financial literacy and entrepreneurial skills** led to improved social integration of refugees (including increased feelings of confidence in being able to rely on community members), which was linked to the balance of refugee and host community members in the trainings and to the training set-up, which was designed to promote interaction between participants. However, there was no clear impact of the project on employment due to limited take-up of the trainings by potential participants (which is potentially linked to the amount of time between the submission of applications to participate and the start of trainings, as well as gender barriers for women) and the short timeframe of the C4ED evaluation so far. However, the project team has reported that given the limited nature of economic opportunities in northern Uganda, some training participants have used their acquired skills to become self-employed or to return to their country of origin (South Sudan) and seek employment there.

Economic empowerment, income generation and employment

Since the inception of the EUTF, a total of 149,130 jobs have been created or supported (EUTF indicator 1.1), including 12,213 in 2023 (of which 5,891 were reported in S2 2023). Ethiopia accounts for 35% of this year's total output (4,284 jobs), with the EnJOY¹ project creating 3,252 jobs by empowering women

¹ Strengthening decentralised disaster risk reduction management in Ethiopia – Stimulating economic development and job opportunities in Oromia and Southern Nations, Nationalities and People Regions of Ethiopia project.

and youths to establish MSMEs as well as facilitating access to market opportunities for MSMEs through market promotion initiatives in Southern Nations, Nationalities and Peoples (SNNP), Oromia and Sidama Regions. The CRRF ET Job Creation MC project also assisted 1,032 individuals with grants to start small-scale business enterprises in Fafan Zone in Somali Region in Ethiopia. The second-largest contribution to jobs created in 2023 was reported in Uganda, accounting for 3,535 jobs, mainly (72%) thanks to the SUPREME Livelihoods WV¹ project, which supported youths with internships or employment opportunities in Northern Uganda. Of the 149,130 jobs created to date, 35% are in the services sector (including education, health and social services) and a further 25% are in agriculture.²

EUTF-funded projects in the HoA also provide crucial support to beneficiaries by facilitating the development of IGAs. To date, these interventions have supported 718,102 individuals, with women accounting for 58% and men for 38% of the total beneficiaries (EUTF indicator 1.3).³ This includes 100,262 people reached in 2023 alone (of whom 26,354 were supported in S2 2023). Sudan accounts for the largest portion of the overall output, with 182,436 individuals reached to date (or 25% of the total result), and 44,348 reached in 2023 (or 44% of the annual result), followed by Uganda (21% of the total result) and South Sudan (15%). Sudan's significant annual output this year is almost entirely attributable to the Youth & Women WE-RISE AICS⁴ (50%) and Improving Nutrition WFP (47%) projects, which respectively reached 22,212 people with training on financial tools, leadership skills, business management, entrepreneurship awareness and cooperative group establishment, and 20,819 beneficiaries with IGA trainings and the provision of tools to enhance agricultural productivity in Kassala, Red Sea and Al Qadarif States. More than half (54%) of all beneficiaries assisted in developing IGAs in the HoA were supported to work in the agricultural sector, reflecting the fact that agriculture is the primary source of livelihood for over 60% of the population in the HoA.⁵

EUTF-funded projects have also promoted efforts to enhance livelihoods in the HoA by providing targeted beneficiaries with TVET and skills development opportunities. Since the beginning of the EUTF, 143,012 individuals have benefitted from EUTF-funded professional trainings and skills development activities (EUTF indicator 1.4), 22,507 of whom were reached in 2023 alone (including 12,855 in S2 2023). Somalia accounts for 30% (or 6,662) of the beneficiaries reached in 2023, followed by Ethiopia (5,932 people) and Uganda (5,786). In Somalia, the ILED programme (FIG AECF, RAAISE FAO and Youth UNFPA) contributed to all results. ILED FIG AECF⁶ trained 3,997 individuals on financial products, and ILED Youth UNFPA⁷ supported 2,638 youths with training to enhance their employability.

Furthermore, 23,776 MSMEs have been created or supported by the EUTF to date (EUTF indicator 1.2) through various interventions aiming to improve the competitiveness of small-scale businesses and thereby create employment opportunities and strengthen the local economy of target communities. In 2023, 7,506 MSMEs were created or supported, including 3,833 in S2 2023. Somalia accounts for 58% (or 4,321) of MSMEs created in 2023, all thanks to the Inclusive Local Economic Development (ILED) projects. For example, ILED FIG AEC provided loans to 4,116 MSMEs and ILED Youth UNFPA supported 202 youth-owned businesses with business skills and boot camps to boost business development incubation. Uganda accounts for a further 15% (or 1,136) of MSMEs supported or created in 2023, with the RED Save the Children⁸ project supporting almost all of the reported MSMEs with seed funding.

¹ Strengthening, Protection and Economic Empower in Uganda – Livelihood component project.

² 12% were created in other sectors (such as textile and clothing, transportation and logistics, tourism, etc.), and the remaining 28% reported were in the unspecified sectors.

³ The remaining 4% are of unspecified gender.

⁴ WE-RISE! Women's empowerment for resilience, inclusion, sustainability and environment project.

⁵ FAO, 'Strengthening resilience to safeguard agricultural livelihoods', 2021.

⁶ Finance for inclusive growth in Somalia project.

⁷ Accelerated socio-economic empowerment of youth project.

⁸ Response to increased environmental degradation and promotion of alternative energy sources in refugee hosting districts project.

Finally, EUTF-funded projects also target the construction, expansion or improvement of business and trade-facilitating infrastructures. Of the 203 business and production facilities established by the EUTF to date, 2023 accounts for the largest annual output with 67 business and production facilities established, including six in S2 2023 (EUTF indicator 1.5). In 2023, Ethiopia accounted for 88% (or 59) of business facilities constructed. This is largely attributable to the RESET Plus Innovation Fund,¹ which established 52 infrastructures including energy production centres, livestock market shades and sheds for beneficiaries engaged in fibre extraction and processing activities.

Economic integration of refugees and asylum seekers

Many countries in the HoA have actively adopted and implemented policies to improve refugees' access to employment and education, such as the Djibouti Declaration on Refugee Education and its Action Plan and the Kampala Declaration on Jobs, Livelihoods and Self-reliance for Refugees, Returnees and Host Communities (both endorsed by all countries in the HoA region in 2017 and 2019 respectively).² Moreover, at the second Global Refugee Forum (GRF) held in December 2023, 23 pledges were made by six governments from the HoA, including eighteen related to improved socioeconomic inclusion for refugees.³ However, refugees continue to face political, policy and economic barriers that hinder their full integration into the labour market. In Kenya for instance, most refugees have historically been required to reside in camps and were not permitted to engage in formal employment (except for 'incentive work' with non-profit organisations), although this is changing under the 2021 Refugees Act.⁴ Similarly, despite the Government of Ethiopia's establishment of a legal framework and policies aimed at facilitating the integration of refugees into local communities, significant achievements in translating these laws into practice have yet to materialise (for example, very few refugees have received work permits thus far). However, the government's renewed commitment to durable solutions at the GRF in December 2023 may help to close the gap between policy intent and practical application.⁵

According to UNHCR, the HoA currently hosts over 4.7 million refugees and asylum seekers,⁶ who continue to face pressing humanitarian needs that are driven in part by limited livelihood opportunities. In response to these challenges, numerous EUTF-funded interventions target refugees with TVET or skills development training programmes to equip them with livelihood and life skills and thereby enhancing their self-reliance, boosting their technical competencies and facilitating their socioeconomic integration into host communities. Of the 143,012 individuals who have benefitted from TVET training and skills development interventions to date, 26,383 are refugees (57% female and 43% male). This category represents 18% of all 143,012 beneficiaries supported since the start of the EUTF (EUTF indicator 1.4). In 2023, 3,410 refugees and asylum seekers (including 830 in S2 2023), benefitted from TVET and skills development training, mainly in Uganda (2,976 or 87%).⁷ RED Save the Children reached the largest portion of refugees trained in 2023 (40%) by training 1,186 refugees in Northern and Western Region of Uganda through TVET and internships on sustainable and renewable energy, and efficient technologies on entrepreneurship development through apprenticeship and mentorship activities. In addition, the SPRS-NU Enabel⁸ project trained 30% (or 897 refugees) of the 2023 beneficiaries on business and TVET (referred to as BTJET) skills development, and entrepreneurship to enhance employability skills in Northern and South Western Uganda. Meanwhile, the SUPREME Livelihoods WV project reached 26% (or 759 refugees) of the beneficiaries reported this year with youth and mentorship training programmes to enhance market-oriented and leadership skills essential to developing and sustaining livelihood opportunities in Northern Uganda.

¹ RESET Plus Innovation Fund for Resilience project.

² IOM, 'Mapping of migration policies in the East and Horn of Africa: BMM programme', September 2023.

³ UNHCR, 'Global compact on refugees – multi-stakeholder pledge: Economic inclusion and social protection', 2023.

⁴ UNHCR, 'Joint data centre on forced displacement: Labour market access and outcomes for refugees', January 2023.

⁵ JMHS, 'Somali refugees, informality, and self-initiative at local integration in Ethiopia and Kenya', 18 April 2023.

⁶ UNHCR, 'Update on UNHCR operations in the East and Horn of Africa and the Great Lakes region', 27 September 2023.

⁷ Rwanda accounts for 7% (or 239) and Ethiopia for the remaining 6% (or 195) of refugees and asylum seekers reached through TVET programmes in 2023.

⁸ Support programme to the refugee settlements and host communities in Northern Uganda Enabel project.

EUTF-funded projects also support refugees to develop IGAs through comprehensive business development and entrepreneurship training, material support, establishment of cooperative groups, and access to grants and financial services. Refugees supported with IGA development constitute 12% (or 81,157) of the 718,102 beneficiaries supported to date (EUTF indicator 1.3), with 9,041 refugee beneficiaries reported in 2023, including 1,790 in S2 2023. Uganda accounts for 83% of refugee beneficiaries reported in 2023, largely through the RISE ACF¹ project reaching 3,252 refugees in the Northern region with training and mentorship on business and financial literacy, and the RED Save the Children project empowering 2,194 refugees in the Northern and Western regions with entrepreneurship and IGA training and access to finance.

Finally, 11,223 of the 149,130 jobs created or supported by the EUTF to date have benefitted refugees (EUTF indicator 1.1), of whom 2,985 were reported in 2023 (including 1,047 in S2 2023). The SUPREME Livelihoods WV project reported 50% of those reached in 2023, by supporting 1,480 refugee youths in Northern Uganda with internship and employment opportunities, while the CRRF ET Job Creation MC project accounted for 19% (582 refugees) of this year's refugee beneficiaries by providing grants and access to finance to launch small businesses in Somali Region, Ethiopia.

Youth and employment

It is estimated that 226 million young people live in Africa, making it the world's youngest continent.² However, Africa's high overall youth unemployment rate represents a persistent challenge that destabilises local economies, impedes economic recovery and pushes many African youths to migrate in search of economic opportunities.³ Multiple barriers hamper the employment of young people, including slow economic growth and rapid urbanisation (both of which hinder the absorption of a rapidly expanding labour force), school dropout rates (caused by droughts, poverty, conflict, gender norms and cultural practices, including child marriage),⁴ and limited reconciliation between youths' skills and those required for decent employment.⁵ Tackling these drivers of unemployment requires targeted interventions to enhance education qualifications, vocational training, and entrepreneurship opportunities that empower young people to contribute meaningfully to the growth and stability of the economy.

In response to these dynamics and the disproportionate impact of economic barriers on youth employment, many EUTF projects with SO1 interventions specifically target youths. As a result, youths constitute at least⁶ 51% of the 143,012 beneficiaries who have received TVET or skills development training from EUTF projects to date (EUTF indicator 1.4). In 2023, 13,922 youths were supported (of whom 7,444 were reached in S2 2023), with Ethiopia accounting for the highest number of youths reached thanks to the CRRF ET, Decentralised Disaster Risk Reduction (DRR) and LISEC programmes collectively assisting 4,639 youths with training and apprenticeship opportunities to enhance their self-employment capabilities. Meanwhile, in Uganda, the SPRS-NU, RED, RISE and SUPREME programmes assisted a further 4,460 individuals through mentorship and training in leadership skills and business development.

Youths benefitting from EUTF-funded interventions account for at least⁷ 10% (or 69,386) of the total number of individuals assisted in developing IGAs to date, including 13,799 supported in 2023 (EUTF indicator 1.3). Somalia leads with the largest output in 2023, accounting for 34% (4,655) of youths reached thanks to the ILED FIG AECF project (2,481) and the ILED Youth UNFPA project (2,174) providing youths with business development plans, access to loans, and training on entrepreneurship,

¹ Response to increased demand on government services and creation of economic opportunities in Uganda project.

² IOM – UN Migration, 'Youth strategy for East and Horn of Africa', 2021 – 2024.

³ Further Africa, 'Africa's youth unemployment crisis delaying economic recovery', 16 June 2023.

⁴ The Guardian, 'Horn of Africa drought puts 3.6m children at risk of dropping out of school', 2022.

⁵ International Organisation of Employees, 'Youth and employment policies in Africa: Challenges, aspirations, and opportunities', February 2024.

⁶ Another 42% of the TVET beneficiaries to date are adults (above 18 years) of unspecified age.

⁷ Another 36% of the individuals assisted in developing IGAs are adults (above 18 years) of unspecified age, some of which could also be youth.

financial literacy and business management. This is followed by Uganda, with the RED Save the Children project supporting 2,981 youths (or 32% of youths reported in 2023) with IGA and entrepreneurship training aimed at fostering youth-led businesses for sustainable development.

Finally, at least¹ 30,135 individuals benefitting from direct jobs created or supported through EUTF-funded projects to date are youths (EUTF indicator 1.1), or 20% of the total output. Of these, 6,765 were reached in 2023, including 4,191 in S2 2023. Ethiopia accounts for 48% of the 2023 output (or 3,251 youths), primarily thanks to the EnJOY project facilitating access to market opportunities for youths and women in MSMEs through market promotion activities in Sidama, Oromia and SNNP Regions. Uganda accounts for a further 47% (3,157) of jobs created, mainly thanks to the SUPREME Livelihoods WV project, which provided internship and employment opportunities in the private sector for youths in the Northern region of the country.

Gender and employment

In the HoA, unequal access to education and economic opportunities means that unemployment rates for female youths consistently surpass those of their male counterparts.² According to International Labour Organisation (ILO), women in the HoA are more likely to be employed in vulnerable and informal sectors, leading to lower wages and job insecurity.³ The promotion of gender equality in employment through policy interventions and targeted programmes aimed at empowering women is key to addressing economic fragility and fostering more inclusive and equitable opportunities for women across the HoA.

EUTF-funded interventions that aim to improve livelihoods and increase labour participation rates therefore often prioritise skills development and employment opportunities for women. To date, 58% (or 415,398)⁴ of the individuals assisted to develop IGAs are women (EUTF indicator 1.3), of whom 45,945 were reached in 2023 (including 10,943 of whom in S2 2023). Sudan accounts for the highest number of women (13,383) assisted in 2023, which can mainly be attributed to the Improving Nutrition WFP project supporting 11,958 women with tools to enhance agricultural productivity, financial literacy training and other activities in Kassala and Al Qadarif States. In Uganda, 5,288 women were reached through the RISE ACF project, which provided training on establishing livelihood groups, agricultural productivity and financial literacy across the Northern region, while the RED Save the Children project assisted 2,681 women with entrepreneurship and IGA training aimed at establishing environmentally friendly businesses in the Northern and Western regions of the country.

Moreover, of the individuals who have benefitted from TVET and skills development training to date, EUTF-funded projects have reached 79,409 women (or 56% of the total output),⁵ with 10,287 reached in 2023, including 5,390 in S2 2023 (EUTF indicator 1.4). In 2023, Uganda accounts for the highest number of women (3,346) trained which can be attributed in part to the RED Save the Children project reaching 1,381 women with TVET and mentorship programmes on the use of sustainable and renewable energy and efficient technologies to enhance entrepreneurship and business productivity in Northern and South Western Uganda. This was followed by Ethiopia accounting for 2,919 of women reached, of whom 1,675 were female teachers supported with advanced skills training, counselling, mentorship and coaching opportunities to enhance self-employability skills by the EnJOY project across SNNP, Oromia and Sidama Regions.

¹ Another 77% of individuals benefitting from direct jobs created are adults (above 18 years) of unspecified age, some of which could also be youth.

² Matsh, 'Youth employment statistics in Africa in 2023', 5 October 2023.

³ International Labour Organisation, 'Women and men in the informal economy', 2023.

⁴ 38% (or 269,559) of the beneficiaries are male while 4% (or 26,605) of beneficiaries are of unspecified gender.

⁵ 44% (or 62,430) of the beneficiaries are male while less than 1% (or 1,173) of beneficiaries are of unspecified gender.

Photo 1: Youth trainees undergoing hairdressing training and mentorship in Moyo District, Uganda (SNV through the SUPREME Livelihoods WV project)¹



Finally, and as highlighted in previous reports, jobs created through EUTF-funded projects (EUTF indicator 1.1) have historically benefitted more men (49%) than women (31%).² (In 2023, the gender distribution of jobs created was split equally between women and men.) This is partly due to the nature of certain job opportunities created or supported by EUTF funding – most notably cash-for-work activities, which often favour men on account of the physical nature of the work. In 2023, 6,108 women benefitted from jobs created or supported by the EUTF (including 2,574 in S2 2023 alone), with Uganda accounting for 31% of this output (or 1,886 women) thanks to the SUPREME Livelihoods WV (1,195 women) and RED Save the Children (648 women) projects supporting women in the Northern region with internship and employment opportunities in the private sector. This is followed by Ethiopia accounting for 27% of the output (or 1,663 women), which can be attributed to the EnJOY (1,258) and CRRF ET Job Creation MC (405) projects. The former supported entrepreneurs and farmers with grants to promote private enterprise development and enhance market opportunities for youths and women working in MSMEs in Oromia, SNNP, and Sidama Regions, while the latter facilitated the creation of SMEs for women in Somali Region through the provision of grants to facilitate self-employment and strengthen entrepreneurship.

Outcome analysis 1: Beneficiaries reporting changes in household income and improvement in livelihoods – Aggregated outcome analysis

EUTF-funded interventions in the HoA have likely³ contributed to positive outcomes⁴ related to household income and employment

¹ Photo credit: World Vision.

² 20% of the beneficiaries are of unspecified gender.

³ None of the projects mentioned in this focus box included a control group. In the absence of such a control group, it is impossible to assess the direct contribution of the EUTF to these outcomes because the improvements could have happened without the intervention.

⁴ In this section, the word 'outcome' will refer to both impacts and outcomes, as projects may classify the same phenomenon as either impact or outcome depending on their theory of change and other factors.

In the HoA, 42 completed¹ EUTF projects have measured² SO1-related outcomes to date through 234 indicators,³ including seven projects across Kenya, Uganda, Sudan and South Sudan⁴ and 33 newly added indicators in 2023. These indicators were designed to measure 1) changes in the business environment in project implementation areas (including improved infrastructure, value/supply chains, access to finance and MSMEs), 2) changes in employment (including employment/unemployment rates), 3) improvements in IGAs and livelihoods (including small business ownership rates) and 4) improvements in income and welfare (such as changes in income levels and poverty rates).

As described in the 2022 annual report, indicators measuring **income-related outcomes** are the most aggregable SO1 indicators (meaning that they are the most comparable or standardised and therefore the easiest to analyse across projects).

A total of 25 projects have measured 69 income-related outcome indicators (including thirteen indicators newly added by six projects⁵ in 2023), of which 23 reported positive outcomes. Ten of these projects⁶ indicated an **increase in the number of beneficiaries reporting increased absolute income**, six projects⁷ reported **increased absolute household income**, and eight projects⁸ reported **increased/diversified sources of household income**. Conversely, one project⁹ reported a decrease in absolute household income and another¹⁰ reported a negative outcome on diversified income sources. (Some projects reported against more than one of these three indicators.)

Table 3: Summary of outcome data for income indicators, by project

Project	Indicator	Absolute increase in beneficiary income	Number of beneficiaries reporting an increase in income	Income diversification
	Access to Markets Darfur WFP (2023)	++	N/A	N/A
	Cross-Border BORESHA DRC	N/A	+*	++
	Cross-Border BORESHA III DRC	++	N/A	N/A

¹ One project (SPRS-NU Enabel) included in this analysis shared their endline report with the MLS but has since been extended to November 2024.

² Here, the term 'measured' indicates that at least one datapoint was collected for the indicator (at baseline, mid-term and/or endline). However, indicators typically require at least two datapoints in order to be able to measure change over time. The following analysis in this focus boxes therefore only includes indicators that (i) have both endline and baseline values; (ii) have an endline value and no baseline, but have a mid-term value that can be used instead of a baseline for a more limited analysis; or (iii) only reported an endline value (with no baseline or mid-term value), but were phrased in such a way (e.g., an improvement, increase or reduction compared to the baseline) that the available indicator data could be interpreted without a second datapoint.

³ Only outcome indicators that were identified by the MLS team as being both SMART and truly outcome-level (as opposed to high-level outputs that are sometimes categorised as outcomes in project logframes) are included in this number.

⁴ Access to Markets Darfur WFP, CRRF ABLI-G, CRRF Inclusive Urban Development Koboko and ACAV, RISE ACF, SSRD FAO and SSRD WV

⁵ Access to Markets Darfur WFP, CRRF ABLI-G, CRRF Inclusive Urban Development Koboko and ACAV, RISE ACF, SSRD FAO, SSRD WV, Women Empowerment DCA.

⁶ Cross-Border BORESHA DRC (Building opportunities for resilience in the Horn of Africa project), CRRF ABLI-G, CRRF Inclusive Urban Development Koboko and ACAV, El Niño SD COOPI (Mitigate the effect of El Niño in North Darfur State project), RDPP ET DCA (Regional Development and Protection Programme in Ethiopia – Bahrale and Avsaita areas project), RDPP ET IRC (Regional Development and Protection Programme in Ethiopia-Shire Area project), RDPP NRC, RDPP ET SC (Regional Development and Protection Programme in Ethiopia – Jigjiga Area project), RISE ACF, and SPRS-NU ADA.

⁷ Access to Markets Darfur WFP, Cross-Border BORESHA III DRC, Cross-Border El Niño SS FAO (Strengthening the livelihoods resilience of pastoral and agro-pastoral communities in South Sudan's cross border areas with Sudan, Ethiopia, Kenya and Uganda project), SINCE, SSRD WV and Youth KE SAIDC (Conflict prevention, peace and economic opportunities for the youth SAIDC project).

⁸ Cross-Border BORESHA DRC, RESET II ACF, RESET II CARE (Promoting resilient livelihoods in Borana project), RESET II CORDAID, RESET II DCA (Increasing resilience and economic opportunities in drought prone areas of Bale Zone project), RESET II Oxfam, RESET II SC (Improving livelihoods and building resilience in Afar regional state project), and RESTORE II DFN.

⁹ RE-INTEG NRC (Durable solutions and reintegration support to displacement affected communities in Jubaland State of Somalia project).

¹⁰ SSRD FAO.

Cross-Border EI Niño SS FAO	++	N/A	N/A
CRRF ABLI-G (2023)	N/A	+*	N/A
CRRF Inclusive Urban Development Koboko and ACAV (2023)	N/A	+*	N/A
EI Niño SD COOPI	N/A	++	N/A
RDPP ET DCA	N/A	+	N/A
RDPP ET IRC	N/A	++	N/A
RDPP ET NRC	N/A	+	N/A
RDPP ET SC	N/A	+*	N/A
RE-INTEG NRC	-	N/A	N/A
RESET II ACF	N/A	N/A	++
RESET II CARE	N/A	N/A	+*
RESET II Cordaid	N/A	N/A	+
RESET II DCA	N/A	N/A	+
RESET II Oxfam	N/A	N/A	+
RESET II SC	N/A	N/A	++
RESTORE II DFN	N/A	N/A	++
RISE ACF (2023)	N/A	+*	N/A
SINCE	++	N/A	N/A
SPRS – NU ADA	N/A	+*	N/A
SSRD FAO (2023)	N/A	N/A	-
SSRD SV (2023)	++	N/A	N/A
Youth KE SAIDC	++	N/A	N/A

++ Indicator increased and reached target value, + indicator increased but did not reach target value, +* indicator increased but information on target value was not available, - indicator decreased, N/A indicator not measured by the project, (2023) new projects added in 2023.

Findings from projects newly added to the analysis in 2023 and reporting on income-related indicators include:

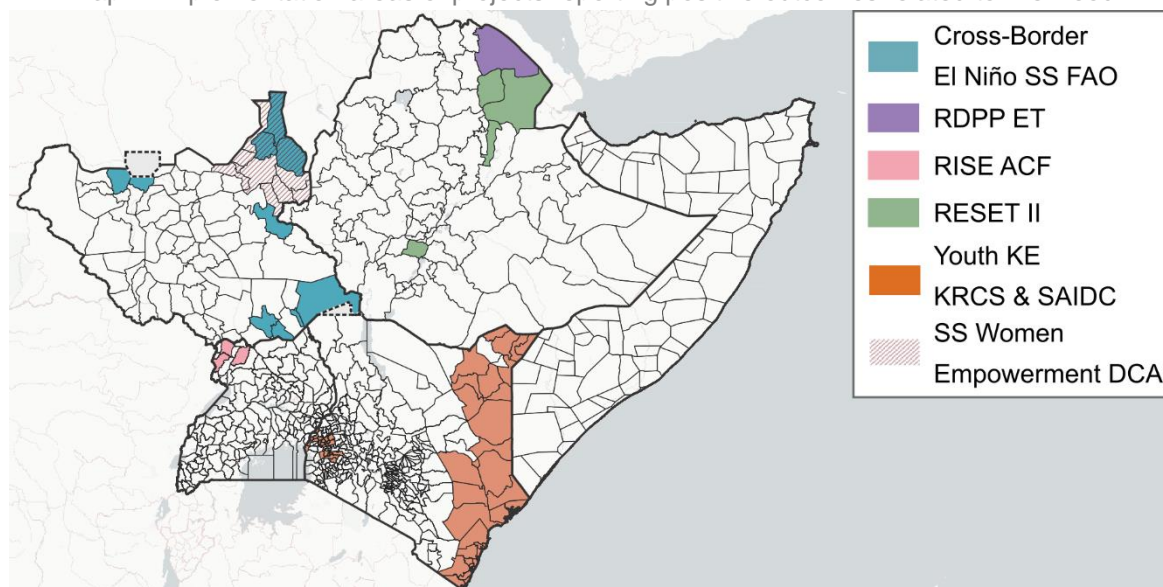
- In the South, West and Central Darfur States of Sudan, Access to Markets Darfur WFP¹ reported an increase in household income generated from crop sales, from 0% at baseline to 37% at midline and 50% at the endline (as measured through post-harvest surveys). This positive outcome can be attributed to the implementation of improved post-harvest storage techniques resulting from orientation workshops aimed at empowering smallholder farmers to sell surplus grain at higher prices, which significantly reduced post-harvest losses. The project aimed to strengthen the capacities of smallholder farmers and farmers' associations to enhance productivity, as well as to access markets and value chains effectively.
- In South Sudan, SSRD WV² reported an increase of USD 42/month in the median household income from baseline to endline. This result was achieved through the diversification of income sources, including agricultural production and the establishment of micro-businesses facilitated through loans accessed from Savings for Transformation (S4T) groups, thus contributing to improved economic resilience among target communities.

¹ Fostering smallholder capacities and access to markets in food insecure areas of Darfur project.

² Food security and resilience in transitioning environments project.

Another **interesting but less aggregable indicator type for SO1 is ‘improved livelihoods’** (measured by improved and diversified livelihood sources, sustainable livelihood opportunities, access to land for production, implementation of skills gained from livelihood training, and increased livelihood opportunities for youths in intervention areas). A total of 58 indicators from twelve projects (including two newly added in 2023)¹ implemented in Ethiopia, Kenya, Somalia, South Sudan and Uganda measured indicators related to improved livelihoods.

Map 1: Implementation areas of projects reporting positive outcomes related to livelihood



Of these twelve projects, eight² had endline data, all of which showed positive outcomes. The two newly added projects in 2023 reported the following findings:

- In South Sudan, women and girls have observed positive impacts on their livelihoods and opportunities thanks to TVET and skills development trainings implemented by the Women Empowerment DCA project. For instance, 84% of women and older girls who received TVET training reported that they had utilised the skills acquired from the training programmes to generate income by establishing or expanding their small business. Of these beneficiaries, 51% were trained in agriculture, 34% in tailoring and the rest received training on baking, fish processing and vegetable production. The project also established VSLAs, and 87% of women who participated in them had established or expanded their business with the aid of loans or savings accessed from VSLA groups. Finally, 81% of women surveyed for the endline evaluation reported having at least some level of economic independence, control over household assets and decision-making power at household level, compared to 61% at baseline.
- In Uganda, the RISE ACF project implemented across Adjumani, Yumbe and Arua Districts yielded positive outcomes according to its endline evaluation. The project supported income generation for beneficiaries by developing commercially viable value chains around the production of cassava, vegetables, sunflower and sesame, as well as by distributing livestock and facilitating land acquisition through purchase, rent, or free access.
 - The project exceeded their target of enabling 60% of targeted smallholder farmers to access markets and sell their crops to MSMEs, reaching 96% of target beneficiaries at endline. Furthermore, and as summarised in Table 3

¹ RISE ACF and Women Empowerment DCA.

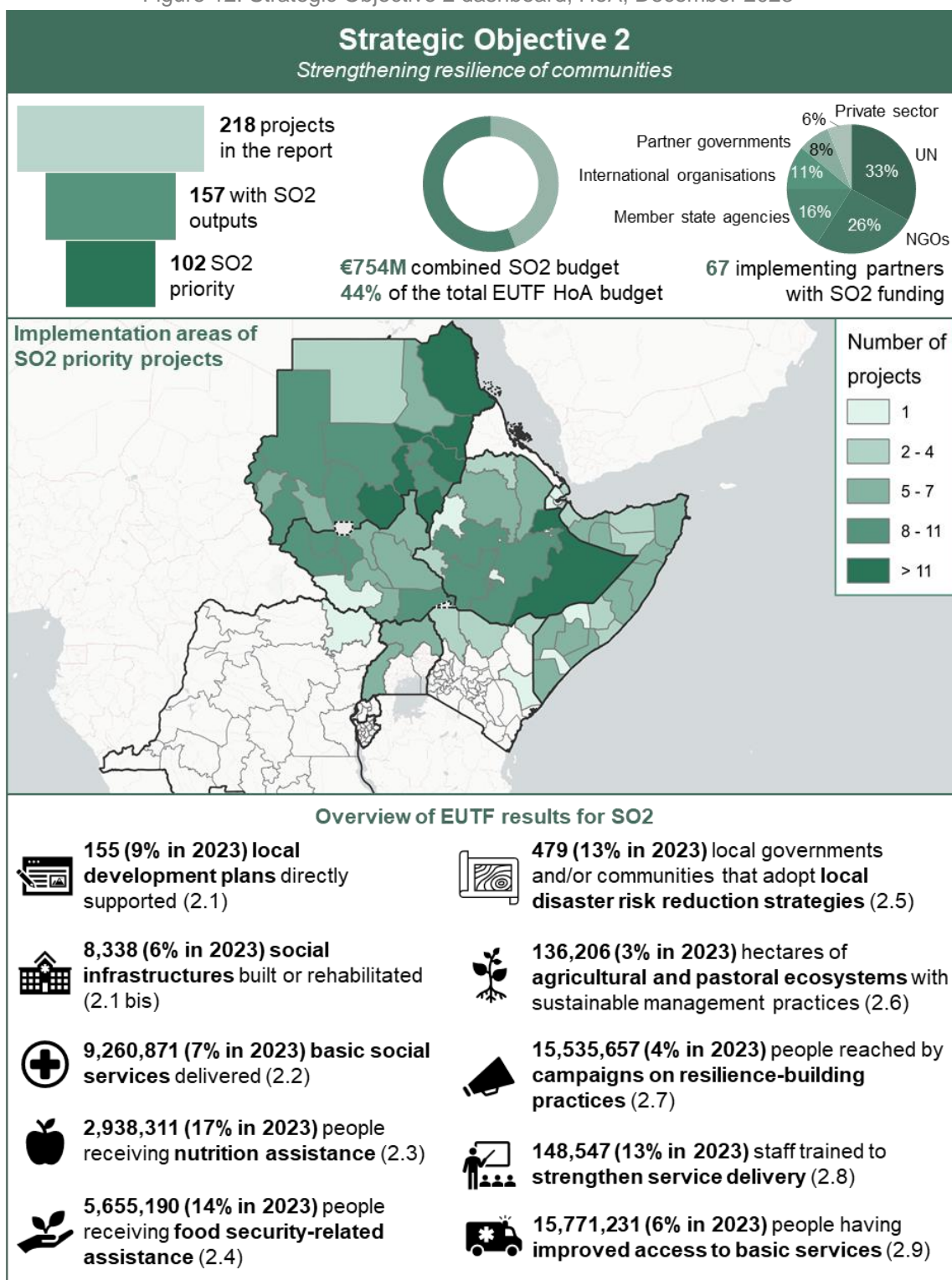
² Cross-Border El Niño SS FAO, RDPP ET DCA, RESET II REAL iDE (Resilient economy and livelihoods project), RESET II SC, RISE ACF, Women Empowerment DCA, Youth KE KRCS, and Youth KE SAIDC.

Reference source not found., the report indicated that 80% of beneficiaries at endline had increased their incomes and produced adequate food for consumption and sale, against a 45% target.

- Poverty rates also fell from 72% at baseline to 38% at endline, primarily due to increased incomes, improved food security and asset accumulation (most notably livestock) as reported by beneficiaries. The project created 539 VSLAs consisting of 30 members per group, whereas each member saved more than UGX 67K (around €17) per cycle. As such, 70% of VSLAs established saved at least UGX 2M (€504) per cycle at endline, well above the 50% project target. This represents a significant achievement as many beneficiaries had no savings at baseline.
- Moreover, 91% of supported youth beneficiaries across the three districts had secured employment and were earning income by the end of the project (82% had done so by establishing their own small-scale business). This is attributable to the attachment of youths to experienced artisans and the provision of start-up kits to beneficiaries to foster business and entrepreneurship development.

4.2.3. STRENGTHENING RESILIENCE OF COMMUNITIES

Figure 12: Strategic Objective 2 dashboard, HoA, December 2023^{1,2,3}



¹ EUTF funding data is valid as of February 2024, refers only to contracted (not committed) and operational projects, and has been rounded to the nearest €M.

² Projects with SO2 priority have a larger budget allocation to SO2 than to any other Strategic Objective, per the MLS portfolio analysis.

³ 94 projects are represented on the map in this visual. The map only includes projects that implement activities at the first administrative level (e.g. province, county or region). Projects that are implemented only at the national level or that do not provide geographically disaggregated data to the MLS are not included.

Following a three-year drought resulting from five consecutive below-average rainy seasons in the HoA, several countries in the region experienced above-average rainfall in 2023. Although the return of the rains helped pastoralist communities to recover from the drought,¹ the severe rainfall also led to flooding and overflow of rivers that resulted in livestock deaths, the destruction of infrastructure, property and crops, and the displacement of 1.9 million people across the region as of November.² The floods also aggravated the spread of diseases such as cholera and malaria by polluting water sources and disrupting clean water supplies, with Ethiopia (29,869 cholera cases), Somalia (18,304), Kenya (8,957) and Sudan (8,945) facing significant cholera outbreaks in 2023.³ These heavy rainfall conditions have persisted well into 2024, due to a positive Indian Ocean Dipole and the persistence of El Niño conditions.⁴

As previously described, these extreme weather conditions exacerbate the already high cost of living and high food prices across the region. According to the World Food Programme (WFP), the price of a local food basket⁵ in East Africa in December 2023 was 11.3% higher compared to the same month in 2022. Conditions are expected to continue into 2024 as a possible escalation of the conflict in the Middle East could result in increased fuel prices, which would further raise food prices due to higher production and transportation costs.⁶

To date, the EUTF has contracted €754M to projects aiming to build resilience among vulnerable and displacement-affected communities (DACs), corresponding to the Fund's second strategic objective (SO2). SO2 continues to represent the largest amount of funding of all SOs in the HoA window, with Sudan being the main recipient (€270M), followed by South Sudan (€160M), Somalia (€123M), Ethiopia (€95M), regional projects (€40M), Kenya (€33M), Uganda (€26M) and Djibouti (€8M). The majority of SO2 interventions focus on the direct delivery of or improving access to basic social services (including by building the capacities of service providers), mainly in the health and education sectors, as well as on food security and nutrition assistance. This is complemented by support to local development plans, awareness raising on resilience-building practices, and other types of interventions.

As described in the methodological section of this report, the EUTF passed the peak of project implementation in the second half of 2022. However, some of the highest education-, food security- and energy-related outputs were reported in 2023 and S2 2023.

Education

The aforementioned flooding has not only affected millions of people in the Horn of Africa, but it has also damaged and destroyed schools and caused some school buildings to be repurposed for use as shelters for internally displaced people, thus severely impacting children's access to education. In Somalia alone, the education of 876,000 children was affected as they were at least temporarily unable to go to school.⁷

As of 2023, 34,195 staff from local authorities and basic service providers have benefitted from capacity building to strengthen service delivery (EUTF indicator 2.8). In 2023 and S2 2023, the highest annual and biannual outputs to date were reported with 12,246 staff trained throughout 2023 and 9,508 staff in S2 2023 alone. Although most of the historical output has been reported in Sudan, the majority of the S2 2023 result is attributable to one project in South Sudan. 82% of the output was reported by OUTREACH SS UNICEF,⁸ which provided 7,810 teachers and school management committee

¹ IOM, 'East and Horn of Africa flood snapshot: January – June 2023', July 2023; IOM, 'East and Horn of Africa flood snapshot: July – November 2023', December 2023.

² WFP, 'The worst is yet to come: Severe floods ravage eastern Africa, threatening more hunger', December 2023.

³ Ibid; WHO, 'Situation report: 01 November - 31 December 2023. Greater Horn of Africa Food Insecurity and Health Grade 3 Emergency', February 2024.

⁴ IOM, 'East and Horn of Africa flood snapshot: July – November 2023', December 2023.

⁵ To measure the price of a local food basket, WFP takes into account the local price of food items such as sorghum, wheat, cereals and vegetable oil.

⁶ WFP Regional Bureau for Eastern Africa, 'Market and trade update 2023 Q4. Joint RAM and procurement', January 2024.

⁷ UNICEF, '46 million school-aged children out of school across Eastern and Southern Africa', December 2023.

⁸ Outreach – Support to education in hard-to-reach areas in South Sudan project.

members with capacity building and mentorship. Another 15% of the output was reported in Sudan, mostly thanks to the EQUIP programme.¹ EQUIP 2 SOFRECO² enhanced the education capacities of 700 staff members from teacher training centres and other education institutions across the country through trainings in the form of mini-modules. Meanwhile, EQUIP 2 SC³ trained 597 teachers and headmasters in Red Sea State on topics such as school management, child protection, literacy and numeracy boost methodologies, as well as on establishing and supporting children's clubs. 66% of S2 2023 education capacity building beneficiaries were male, and 25% were female.⁴

The highest annual and biannual outputs since 2018 were also reported against EUTF indicator 2.9. In 2023, 377,745 people benefitted from improved access to education-related basic social services and transfers, with 2,092,175 people reported to date. 96% (364,492 people) of the annual output was reported in S2 2023, most of which is attributable to Outreach SS UNICEF providing 364,192 school children in South Sudan with access to education services via incentive payments for teachers.

EUTF-funded projects have also delivered 1,144,213 education-related basic services to date, including 56,469 in 2023 (EUTF indicator 2.2). Most (87%) of the annual output was reported in Sudan,⁵ and almost all of the reported services (95%) comprised the provision of school materials.⁶ A small portion (1,546 services) of the annual output was reported in S2 2023, mainly thanks to EQUIP 2 SC (which provided 899 Alternative Learning Programme [ALP] and other students from host communities with tuition and education materials in Blue Nile and Red Sea States in Sudan), IRCSES UNICEF⁷ (which reached 445 students through remedial programmes to address learning losses due to the COVID-19 pandemic and school closures in South Kordofan State in Sudan) and CRRF Urban Development Koboko⁸ (which supplied 200 items of sports materials to primary and secondary schools and a technical institute in northern Uganda).

Food security and nutrition

In November 2023, the World Health Organization (WHO) estimated that 47.3 million people in the HoA were facing 'high levels of acute food insecurity' (IPC Phase 3 or above). In addition, at least 11.5 million children under the age of five are suffering from acute malnutrition, including 2.7 million children who require treatment for severe acute malnutrition (SAM).⁹

As of December 2023, EUTF-funded projects have collectively delivered food security-related assistance to 5,655,190 people in the HoA (EUTF indicator 2.4). The largest annual outputs were reported in 2019 and 2020, when large flagship resilience programmes like RESET II in Ethiopia were in peak implementation, followed by a sharp decrease in 2021. However, this year's output (791,286 people) represents a 35% increase compared to 2022 and thus accounts for the third largest annual output reported so far. Most (91%) of the output (or 717,518 beneficiaries) was reported in S1 2023, while 73,768 people were assisted in S2 2023 as a result of the completion or slowdown in agricultural support of several key projects. Sudan was the leading beneficiary country in 2022 and during the first semester of 2023, accounting for 82% of the S1 2023 result. This is largely a result of the Sudan Safety Emergency Nets project (implemented by WFP and managed by the World Bank) through the EUTF's contribution to the Sudan Transition and Recovery Support multi-donor trust fund (STARS MDTF), which provided large distributions of in-kind food support to food-insecure households in selected areas of Sudan in September 2022 and April 2023, but not in the second half of 2023. As such, Sudan accounts for only 9% of the S2 2023 result, while Ethiopia accounts for 42% and Uganda for 37%.

¹ Education quality improvement programme in Sudan programme.

² EU coordination and capacity building for education project.

³ EU quality learning for access and retention 2 project.

⁴ The remaining 9% is unspecified.

⁵ The remaining 13% was reported in Uganda.

⁶ The remaining 5% were tuition fees.

⁷ Integration and mainstreaming of refugee children into the Sudanese education system project.

⁸ CRRF: Inclusive urban development and mobility in the municipality of Koboko project.

⁹ WHO, 'Greater Horn of Africa. Food insecurity and health snapshot', November 2023.

During S2 2023, almost all of the reported (98%) assistance focused on agriculture, with DRR Oromia¹ accounting for 39% of the semester's output by supporting 28,951 people with water supply and irrigation schemes in Oromia Region, Ethiopia. SUPREME Livelihoods WV contributed a further 34% of the semester output by providing demonstration plots for 24,989 refugee and host community farmers in northern Uganda.

Photo 2: A beneficiary of climate-smart farming shows off his tomato seedlings in Rhino camp refugee settlement in Terego District, Uganda (RISE GIZ)²



In 2023, 28 food security-related social infrastructures were built or rehabilitated (EUTF indicator 2.1bis), representing the highest annual output to date, out of 87 infrastructures reported thus far. In 2023, most (20) infrastructures were built in Somalia, while the remaining eight were built in Kenya. Eight infrastructures were reported in S2 2023, thanks to ILED RAAISE FAO's construction of five infrastructures in Somalia that aim to improve access to water for irrigation or livestock or the processing and marketing of livestock or livestock products, and the CRRF KE Self-Reliance³ project installing three pilot cottage industry model units aimed at promoting Kenyan food safety and quality standards with appropriate licensing in Turkana West Sub-County, Kenya.

Food security-related assistance interventions have focused on improving the availability, accessibility, and efficient utilisation of food, while complementary nutrition interventions aim to promote positive nutrition and decrease malnutrition rates across the HoA. To date, 2,938,311 people have received nutrition assistance (EUTF indicator 2.3), including 504,065 people in 2023, which accounts for the highest annual output to date. As with food security-related assistance, most (86%) of the nutrition assistance (or 433,728 beneficiaries) was reported in S1 2023 and a further 70,337 beneficiaries were supported in S2 2023. Assistance delivered in S2 2023 comprised malnutrition treatment (52%) and nutrition supplies (48%), and most (72%) of the beneficiaries were host community members, while the remaining 28% were refugees. Virtually all of the semester output was reported in Al Qadarif and

¹ Strengthening decentralized disaster risk reduction management in Oromia Regional State project.

² Photo credit: GIZ.

³ CRRF KE Enhancing self-reliance for refugees and host communities programme and projects.

Kassala States in Sudan¹ and can almost entirely be attributed to Improving Nutrition WFP. In S2 2023, the project:

- treated 30,071 children under five and 6,319 pregnant and lactating women (PLWs) for Moderate Acute Malnutrition (MAM),
- reached 11,899 children under two and 3,614 PLWs with food-based prevention of MAM,
- provided 18,322 children under five with micronutrient powders (MNPs), and

Energy

Even though energy consumption in the HoA has grown at 3% per year over the last ten years, the region still has a significant energy deficit. According to the International Energy Agency, 50% of the HoA population lacks access to electricity, and modern cooking fuels are only accessible for one in every six people. However, this figure conceals significant variance across the countries in the region; for example, 80% of Kenya's population had access to electricity in 2020, compared to less than 10% of those living in South Sudan.²

In 2023, EUTF-funded projects achieved significant results on energy-related activities. The EUTF has delivered 77,993 energy-related basic services to date, including 11,526 in 2023 (EUTF indicator 2.2). This is the highest annual output since 2019 and is attributable to equipment and supplies delivered by projects in Ethiopia (89%) and Uganda (11%). 4,945 energy-related services, or 43%, of the annual output was reported in S2 2023. During that time, *Alianza Shire*³ provided 3,730 refugees with domestic energy access thanks to the distribution of solar home systems in Somali Region in Ethiopia, and CRRF DIRECT OXFAM⁴ supported 1,215 refugee and host community members to use fuel-efficient and energy-saving stoves or measures in South Western Uganda.

The majority (83%, or 108,026 people) of the 129,701 people reached with sensitisation campaigns on energy-related resilience building practices and basic rights to date were reported in 2023 (EUTF indicator 2.7). This achievement is entirely attributable to RED Save the Children, which implemented campaigns in Northern and South Western Uganda throughout 2023. Furthermore, 72% (or 77,426 people) of the annual output was reported in S2 2023. During the semester, RED Save the Children reached 77,053 refugee (83%) and host community members (17%) with awareness raising activities on renewable and sustainable energy, alternative technologies, and energy and climate change policies and laws, and 373 people participated in demonstrations on using energy-efficient stoves. RED Save the Children is also solely responsible for all energy-related social infrastructures built and/or rehabilitated in S2 2023 (of the 374 infrastructures reported to date, EUTF indicator 2.1bis). The project developed nine community-based energy hubs in Northern and South Western Uganda to ensure access to clean and affordable energy at home and in schools, hospitals and trading centres. The hubs will implement awareness raising and information sharing activities, aim to attract the private sector to secure sustainable funding, increase the accessibility of technology for the surrounding communities and create a platform through which people can lobby for improvements in their communities.

¹ Less than 1% was reported in South Sudan.

² International Energy Agency, 'Clean energy transition in the Greater Horn of Africa', October 2022.

³ Energy access for host communities and refugees in Ethiopia project.

⁴ Strengthening resilience through enhanced local disaster risk management capacities project.

EUTF-funded interventions in the HoA have likely¹ contributed to positive outcomes² on food security and DRR

As of December 2023, 54 completed projects in the HoA have measured³ SO2 outcomes through 542 indicators.⁴ This includes nine newly completed projects and 94 new indicators added in 2023, since the last update to the outcome analysis of SO2 related indicators in the [2022 annual report](#).⁵ These indicators measure progress achieved in a range of thematic areas, including health, education, water and sanitation, energy, the environment and DRR. The last aggregated outcome analysis in the 2022 annual report focused on outcomes related to food security (including nutrition) and education, as these were the areas in which projects reported against the largest number of indicators. This remains true for food security and nutrition, as six newly completed projects⁶ added 47 indicators relevant to these themes since the previous update. However, only two education-related indicators have been reported on since the analysis provided in the 2022 annual report. At the same time, the number of DRR-related outcome indicators has increased from nine reported up to the end of 2022 to eighteen by the end of 2023.

This outcome analysis will therefore focus on food security (including nutrition) and DRR. As described below, in the areas of interventions of completed projects, the EUTF appears to have contributed to strengthening the resilience of vulnerable populations in both sectors.

Food security and nutrition: 155 relevant indicators with at least two datapoints (or that are phrased in such a way that only one datapoint is necessary to measure change)⁷ have been reported by 22 projects⁸ across six countries (Ethiopia, Kenya, Somalia, South Sudan, Sudan and Uganda) to measure food security- and nutrition-related impacts or outcomes. Of the 155 indicators reported on to date, **118 demonstrated positive effects to varying degrees, such as reduced presence of food insecurity and severe malnutrition.** For the 47 new indicators added in 2023, 33 demonstrated positive effects with regard to changes such as decreased hunger, reduced presence of food insecurity and reduced crop losses. Examples from projects newly added to the analysis in 2023 include:

- An increase of agricultural land dedicated to crop production in Northern Region, Uganda, from 33% at baseline to 82% at endline. This is partly explained by the distribution of oxen

¹ None of the projects mentioned in this focus box included a control group (Cross-Border III BORESHA included a 'comparison group' but only for its endline evaluation). In the absence of such a control group, it is impossible to assess the direct contribution of the EUTF to these outcomes because the improvements could have happened without the intervention.

² In this section, the word 'outcome' will refer to both impacts and outcomes, as projects may classify the same phenomenon as either impact or outcome depending on their theory of change, among other factors.

³ Here, the term 'measured' indicates that at least one datapoint was collected for the indicator (at baseline, mid-term and/or endline). However, indicators typically require at least two datapoints in order to be able to measure change over time. The following analysis in this focus boxes therefore only includes indicators that (i) have both endline and baseline values; (ii) have an endline value and no baseline, but have a mid-term value that can be used instead of a baseline for a more limited analysis; or (iii) only reported an endline value (with no baseline or mid-term value), but were phrased in such a way (e.g. an improvement, increase or reduction compared to the baseline) that the available indicator data could be interpreted without a second datapoint.

⁴ Only outcome indicators that were identified by the MLS team as being both SMART and truly outcome-level (as opposed to high-level outputs that are sometimes categorised as outcomes in project logframes) are included in this number.

⁵ https://trust-fund-for-africa.europa.eu/document/download/deaf000c-d85c-4ef5-aeb0-50b3b69a6641_en?filename=EUTF%20HoA%202022%20Annual%20Report%20-%20Final.pdf

⁶ Access to Markets Darfur WFP in Sudan, RESTORE 2 WV in Somalia, RISE ACF in Uganda, SSRD FAO and SSRD WV in South Sudan and CRRF Inclusive Urban Development Koboko and ACAV at the regional level.

⁷ An additional 61 relevant indicators were shared with the MLS, but with insufficient datapoints to determine the direction of change.

⁸ RESET II ACF, RESET II CARE, RESET II Cordaid, RESET II DCA, RESET II Oxfam, RESET II REAK iDE and RESET II SC in Ethiopia; RESTORE 2 DFN (Building resilience 2 project), RESTORE 2 WV and RESTORE NRC (Building resilience in Northern Somalia project) in Somalia; Cross-Border El Niño SS FAO and SSRD WV in South Sudan; Access to Markets Darfur WFP, El Niño SD COOPI, EU response to El Niño WHH and EU response to El Niño ADRA in Sudan; RICE ACF and SPPRS-NU DRC in Uganda; and Cross-Border BORESHA DRC, Cross-Border BORESHA III DRC and CRRF Inclusive Urban Development Koboko and ACAV at the regional level.

and ox-ploughs, which promoted animal traction and more effective land preparation techniques (reported by RISE ACF).

- A decrease in the percentage of households facing moderate or severe food insecurity in the Greater Bahr el Ghazal region in South Sudan, from 52% at baseline to 29% at endline (reported by SSRD WV).
- An increase in the percentage of beneficiaries experiencing little to no hunger as measured by the Household Hunger Scale¹ in northern Somalia, from 52% at baseline to 61% at endline (reported by RESTORE 2 WV).

Conversely, a total of **35 indicators measured to date have demonstrated a negative change.**² One newly completed project (Access to Market Darfur WFP, implemented from mid-2019 up to January 2023) reported ten of these indicators, all of which recorded an increase in food insecurity compared to baseline in the Darfur region in Sudan. According to the endline evaluation, this could be explained by the deterioration of the security situation during implementation and by rising inflation. Another example is the RESET II ACF³ project in Ethiopia, which ended in 2020 and reported sixteen of the indicators recording negative changes, all of which pertained to increased malnutrition rates compared to baseline across several woredas (districts). However, the endline evaluation indicated that this is mainly due to new acute malnutrition guidelines and increased detection rates among the health facilities that the project supported, as opposed to an actual increase in the rates of malnutrition.

DRR: Twelve usable⁴ indicators with at least two datapoints have been reported on by eight projects⁵ across four countries (Ethiopia, Kenya, Somalia and South Sudan) to measure DRR-related outcomes, of which **ten⁶ reflected improvements in areas such as the adoption and implementation of DRR strategies and knowledge and use of early warning systems.**

Examples of positive DRR-related outcomes reported by completed projects include:

- An increase in the percentage of local governments in Liben Zone, Ethiopia, that adopt and implement local DRR strategies in line with the national disaster risk management plan, from 25% at baseline to 75% at endline (reported by RESET II Cordaid,⁷ which ended in 2020).
- An increase in households in the Greater Bahr el Ghazal Region in South Sudan who demonstrate knowledge and use of Early Warning Systems and know what to do in case of an emergency or disaster, from 11% at baseline to 24% at endline (reported by SSRD WV, a newly added project to the outcome database).

¹ The Household Hunger Scale usually entails three questions on the perception of a household on varying degrees of hunger. The findings are displayed in three different categories: little to no hunger, moderate hunger and severe hunger.

² The remaining two indicators indicated no change.

³ Integrated multi-sector approach to improve the resilience of vulnerable communities in Wag Himra Zone, Amhara region, Ethiopia project.

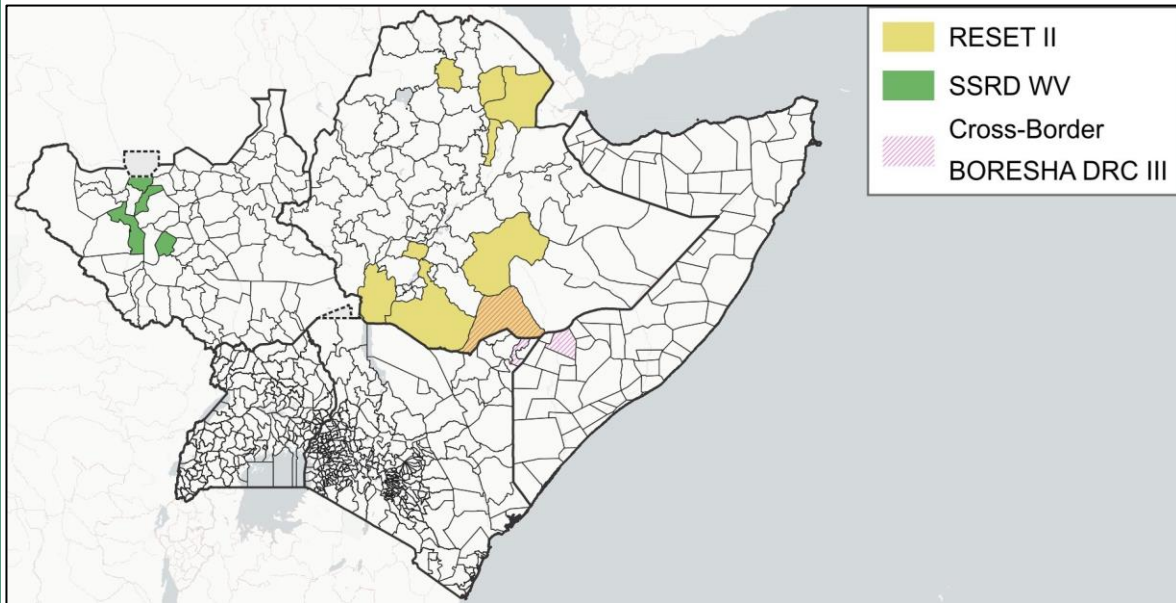
⁴ Only outcome indicators that were identified by the MLS team as being both SMART and truly outcome-level (as opposed to high-level outputs that are sometimes categorised as outcomes in project logframes) are included in this number. An additional five indicators could not be interpreted due to insufficient datapoints.

⁵ RESET II ACF, RESET II CARE, RESET II Cordaid, RESET II DCA, RESET II Oxfam and RESET II SC in Ethiopia, SSRD WV in South Sudan and Cross-Border BORESHA III DRC at the regional level.

⁶ This number excludes two indicators for which no improvement was reported.

⁷ Building resilience and creation of economic opportunities in Liben cluster under RESET II project.

Map 2: Implementation areas of projects reporting positive outcomes related to DRR

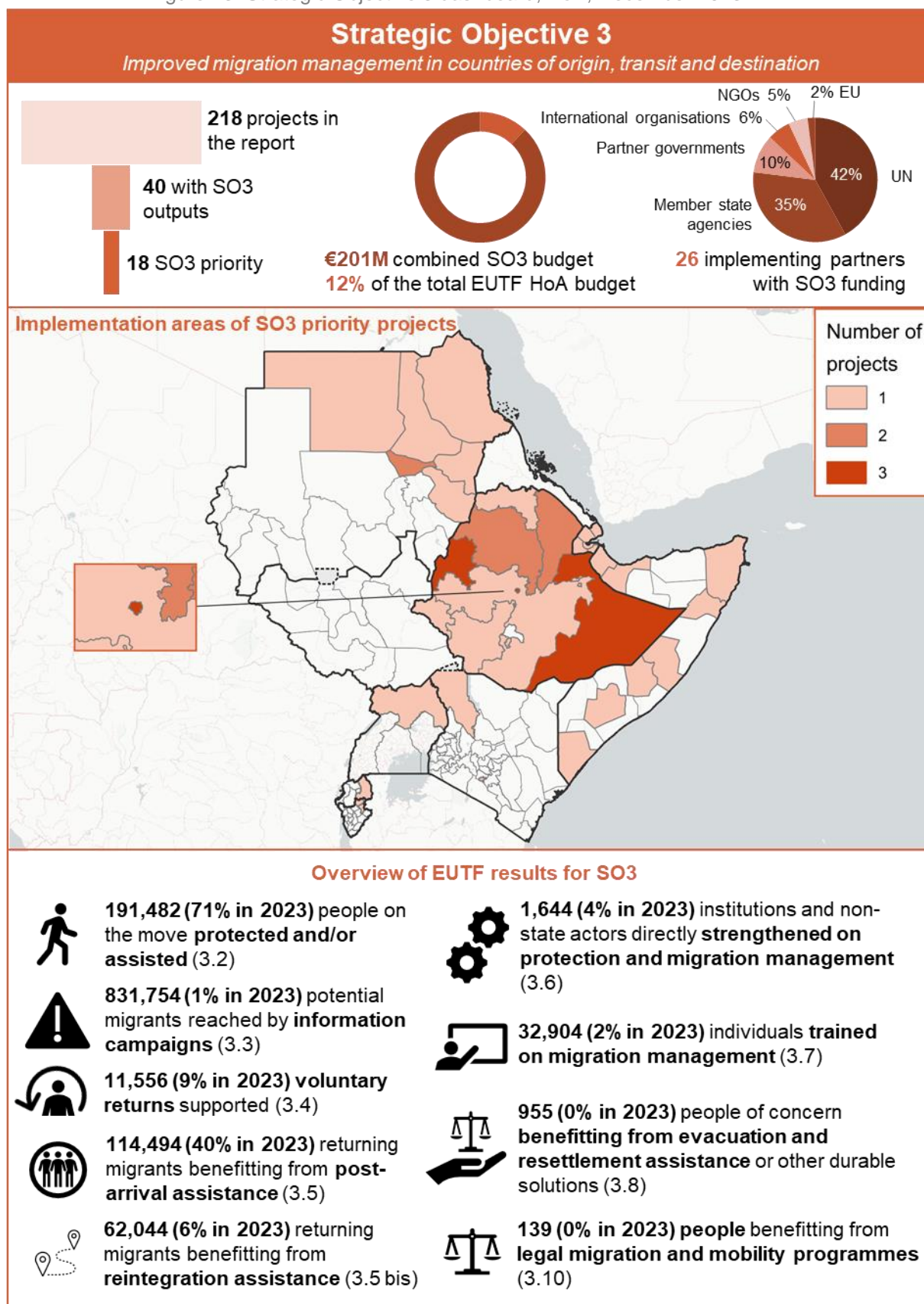


A further **two indicators recorded no change**. Both indicators were reported by RESET II Oxfam¹ and measured the percentage of local governments that adopt and implement local DRR strategies. The endline indicates that this is due to the limited capacity of the local government system and communities.

¹ Resilience building and creation of economic opportunities in Ethiopia project.

4.2.4. IMPROVED MIGRATION MANAGEMENT

Figure 13: Strategic Objective 3 dashboard, HoA, December 2023^{1,2,3}



Conflict, insecurity, economic and climate-related challenges continue to drive high levels of displacement and migration in the HoA. The region is home to the largest displacement crisis in Africa, largely as a result of climate dynamics (such as the three-year drought between 2020 and 2023) and new or protracted conflicts (including the two-year civil war in Ethiopia's Tigray Region up to 2022, the ongoing conflict in Sudan, and the civil conflict in South Sudan from around 2013 to 2020).⁴

Meanwhile, the HoA is characterised by complex migratory patterns. In the first half of 2023, most of the migratory movements observed⁵ occurred within the region (55%) or along the Eastern Route (42%), while the Southern (2%) and Northern (1%) routes represented a relatively small number of the movements (according to IOM's DTM).⁶ Despite the Eastern Route being one of the most dangerous migration routes worldwide, migration from the HoA towards Yemen returned to pre-pandemic levels in 2023. Thousands of migrants, most of whom are aiming to reach Saudi Arabia, make the journey through the Gulf of Aden every month,⁷ and arrivals in Yemen increased by 36% in 2023 (almost 95,000 arrivals in total) compared to 2022. Similarly, between January and November 2023, 110,338 Ethiopians arrived in Djibouti (mostly on their way to Yemen), representing an increase of 21% compared to 2022.⁸

Several government initiatives implemented in 2023 aim to curb the high levels of migration along the Eastern Route. In May, Djibouti's government announced a crackdown of undocumented migrants in response to high numbers of irregular movements in the country (more than 278,000 movements were observed in 2023, equivalent to almost a quarter of the country's population).⁹ In August, the Yemeni government launched a military campaign to combat irregular migration, which included the establishment of new checkpoints and increased interception and apprehension of smugglers and other actors supporting irregular migratory movements by sea. The campaign led to a significant reduction in arrivals from the Horn of Africa the following quarter.¹⁰

Migration management (SO3) constitutes the smallest SO portfolio in the HoA but nevertheless represents €201M (12%) of contracted EUTF funds. Most of the funding is allocated to regional projects (70%), while Ethiopia represents the largest country-level portfolio (accounting for 14% of all SO3 funding). EUTF projects with SO3 funding aim to provide institutional support to migration governance and management, as well as direct support to beneficiaries in the form of protection or assistance provided in transit, immediate post-arrival assistance and long-term reintegration support.

40 projects have contributed to the EUTF's collective SO3 results, although many key contributing projects (such as BMM¹¹ I and II, Disrupting Criminal Networks¹² implemented by CIVIPOL, and the EU-IOM JI¹³) ended in or prior to 2022. As a result, only eight projects reported SO3-relevant data in 2023. Nevertheless, some of the largest annual outputs to date were reported in 2023, which can mostly be attributed to the large-scale response to the displacement crisis in Sudan following the outbreak of

¹ EUTF funding data is valid as of February 2024, refers only to contracted (not committed) and operational projects, and has been rounded to the nearest €M.

² Projects with SO3 priority have a larger budget allocation to SO3 than to any other Strategic Objective, per the MLS portfolio analysis.

³ 10 projects are represented on the map in this visual. The map only includes projects that report results at the first administrative level (e.g., province, county or region). Projects that are implemented only at the national level or that do not provide geographically disaggregated data to the MLS are not included.

⁴ MMC, 'Mixed migration review 2023: Regional issues through regional perspectives', 2023.

⁵ The DTM tracks movements in seven HoA countries (Burundi, Djibouti, Ethiopia, Kenya, Somalia, South Sudan and Uganda).

⁶ IOM DTM, 'Displacement tracking matrix – East and Horn of Africa', 29 August 2023.

⁷ MMC, 'Mixed migration review 2023: Regional issues through regional perspectives', 2023.

⁸ MMC, 'Quarterly mixed migration update: East Africa & Yemen – Quarter 4 2023', 2024.

⁹ France24, 'Government of Djibouti launches crackdown on 'irregular' migrants', 2023; aggregation of figures reported in IOM DTM's 'Migration trends dashboard – Djibouti' between January and December 2023.

¹⁰ MMC, 'Quarterly mixed migration update: East Africa & Yemen – Quarter 3 2023', 2023.

¹¹ Better Migration Management programme.

¹² Disrupting criminal trafficking and smuggling networks through increased anti-money laundering and financial investigation capacity in the greater Horn of Africa project.

¹³ EU-IOM Joint Initiative for migrant protection and reintegration in the Horn of Africa programme.

conflict in April 2023. Most notably, PROTECT Danish Red Cross, implemented together with the Sudanese Red Crescent Society, expanded its mandate by activating emergency responses and outreach teams to assist IDPs (instead of mainly only returnees and migrants in transit found in vulnerable situations travelling through the HoA as had previously been the case). CRRF DIRECT Protection and Assistance, a regional project that ended in September 2023 and aimed at ensuring safe and dignified repatriation as well as durable and harmonious reintegration for refugee returnees in Burundi, also made a significant contribution to the 2023 results.

Protection and evacuation

The combination of the abovementioned circumstances, including the conflict in Sudan and government crackdowns Yemen and Djibouti limiting access to sea crossings, led to the highest annual number of people in the Horn of Africa region registering to seek assistance at IOM's Migration Response Centres to date. Throughout 2023, 36,813 migrants (27% of whom were children) were registered, identified and provided with short-term support in the IOM Migration Response Centres situated along key migration corridors, representing an increase of 386% compared to 2022. While economic drivers were a key driver for 91% of migratory decisions tracked by IOM, half of the migrants (49%) also reported migrating due to conflict.¹ Conflict- and security-driven migration also often leads to the separation of families, including of children and youth from their caregivers.² Children also face additional protection risks along migration routes within the HoA including physical violence, risk of detention (predominantly for boys) and verbal abuse, sexual violence and forced marriage (predominantly for girls).³ Several ships also capsized while attempting to cross from Djibouti to Yemen, including a boat carrying 150 Ethiopians rescued by the Djiboutian Coast Guard on 16 October and two ships capsizing near Djibouti leading to the death of at least 24 migrants on 17 August and more than 64 migrants missing on 12 November.⁴

Throughout the EUTF, 191,482 people have been assisted or protected (EUTF indicator 3.2) in the HoA. Of these, three in four (75%) or 143,900 beneficiaries were reported in Sudan, followed distantly by Djibouti (17%). This is largely a result of the conflict that erupted in Sudan in mid-April 2023 and the consequent response from EUTF projects, as Sudan had previously accounted for just 28% of the result up to the end of 2022. The timeliness of the response to the conflict in Sudan was evident as 73% (or 98,464 people) of the people reached in 2023 were assisted between April and June (Q2), immediately following the outbreak of conflict.

Protection and assistance to large numbers of migrants, refugees and IDPs continued into the second half of 2023, as 32,051 people were assisted through PROTECT Danish Red Cross in Sudan (78%) and *Solutions pérennes* IOM⁵ in Djibouti (22%). Although this only represents 24% of the people reached throughout 2023, S2 2023 still accounts for the second largest biannual output historically. In S2 2023, PROTECT Danish Red Cross supported 24,924 people with food and non-food items, assistance and protection services and, in the case of sixteen unaccompanied minors, with age-appropriate support and referrals.⁶ Most of the project's S2 2023 beneficiaries were reported in the IDP-populated Northern (58%) and Red Sea (35%) States, at least⁷ 85% were Sudanese IDPs and at least 33%⁸ were children under the age of eighteen. *Solutions pérennes* IOM assisted the remaining 7,127

¹ IOM DTM, 'Migration response centres – Annual overview 2023', 2024.

² MMC, 'Research and evidence launch and workshop: Children and youth on the move in Eastern Africa', 21 November 2023.

³ MMC, 'MMC Eastern and Southern Africa snapshot – June 2023: Children and caregivers on the move in Ethiopia: Profiles, risks and needs', 2023.

⁴ MMC, 'Quarterly mixed migration update: East Africa & Yemen – Quarter 3 2023', 2023; IOM, 'Over 64 migrants feared dead in Yemen shipwreck; IOM urges action for safe migration pathways', 15 November 2023.

⁵ *Solutions pérennes pour les populations hôtes, les réfugiés et les migrants les plus vulnérables au Djibouti project.*

⁶ To minimise the risk of double counting beneficiaries, PROTECT Danish Red Cross provided an estimate of beneficiaries that were assisted more than once in 2023 and the number of beneficiaries was adjusted accordingly.

⁷ Projects in the HoA sometimes operate in areas where there can be uncertainty about the beneficiary status of different populations due to the fluidity of dynamics on the ground.

⁸ The remaining 65% were adults and another 2% were unspecified.

beneficiaries in S2 2023, all of whom were migrants in transit (including 60 unaccompanied minors) and 84% of whom were male, with family reunification, food and medical assistance in Djibouti.

In total, migrants in transit account for more than half of protection and assistance provided to people on the move (54%), followed by IDPs (38%), refugees and asylum seekers (8%) and victims of trafficking (less than 1%).¹ The majority (72%) have been reached with multiple forms of protection assistance (such as blankets, hygiene kits, food assistance and others), followed by medical treatment (8%) and legal support through refugee status determination (6%).

Return and reintegration

Several significant return and reintegration efforts are underway in the HoA and relevant neighbouring countries. For example, Burundian refugees are steadily returning from neighbouring countries as a result of improving conditions in their country of origin. In DRC, Uganda, Rwanda and Tanzania, an estimated 260,000 Burundians are still living as refugees as of 2023, following the displacement of more than 400,000 Burundians amid political violence in the country in 2015. The situation started to improve in 2017 and even more so after the general elections in 2020. As a result, more than 200,000 Burundians have returned to their country between 2017 and 2023. The Burundian government also announced a target of supporting the voluntary repatriation of an additional 70,000 citizens in 2023 through sensitisation in neighbouring countries.² Meanwhile, 561,714 Ethiopian migrants have been subjected to forced returns by the Government of the Kingdom of Saudi Arabia since 2017.³ In Somalia, UNHCR has supported the voluntary return of more than 93,000 Somali refugees between December 2014 and December 2023, while 43,000 spontaneous returns of Somalis from Yemen have been recorded since 2015.⁴

EUTF projects continue to support returning migrants and refugees with voluntary returns, post-arrival assistance and reintegration in an effort to respond to the vulnerabilities and challenges that migrants experience in countries of transit and destination. Despite the end of key contributing projects prior to 2023 (such as the EU-IOM JI which ended in September 2022), this year accounts for the highest annual output of migrants benefitting from post-arrival assistance (EUTF indicator 3.5), as well as for the largest annual number of migrants benefitting from reintegration assistance (EUTF indicator 3.5 bis) since 2019. Both of these achievements can largely be attributed to the post-arrival and reintegration assistance provided to refugee returnees by the CRRF DIRECT Protection and Assistance project in Burundi.

In 2023, 45,501 returning migrants and refugees benefitted from post-arrival assistance (EUTF indicator 3.5). This represents 40% of the 114,494 returning migrants assisted to date across the HoA, of whom most have been reached in Burundi (55%), Somalia (25%) and Sudan (13%). In S2 2023, Burundi (76%) and Sudan (24%) accounted for all of the support provided, with 23,726 returning migrants benefitting from post-arrival assistance. CRRF DIRECT Protection and Assistance was responsible for all of the S2 2023 beneficiaries reported in Burundi, providing 15,428 refugee returnees with medical care, core relief items, transport to a transit centre or commune of return, and a further 2,538 refugee returnees with post-monitoring interviews and other types of support such as psychosocial counselling, shelter or other material assistance. PROTECT Danish Red Cross provided the remaining 5,760 returning migrants (14% of whom were children under eighteen) in S2 2023 with food and non-food items in Northern State, Sudan.

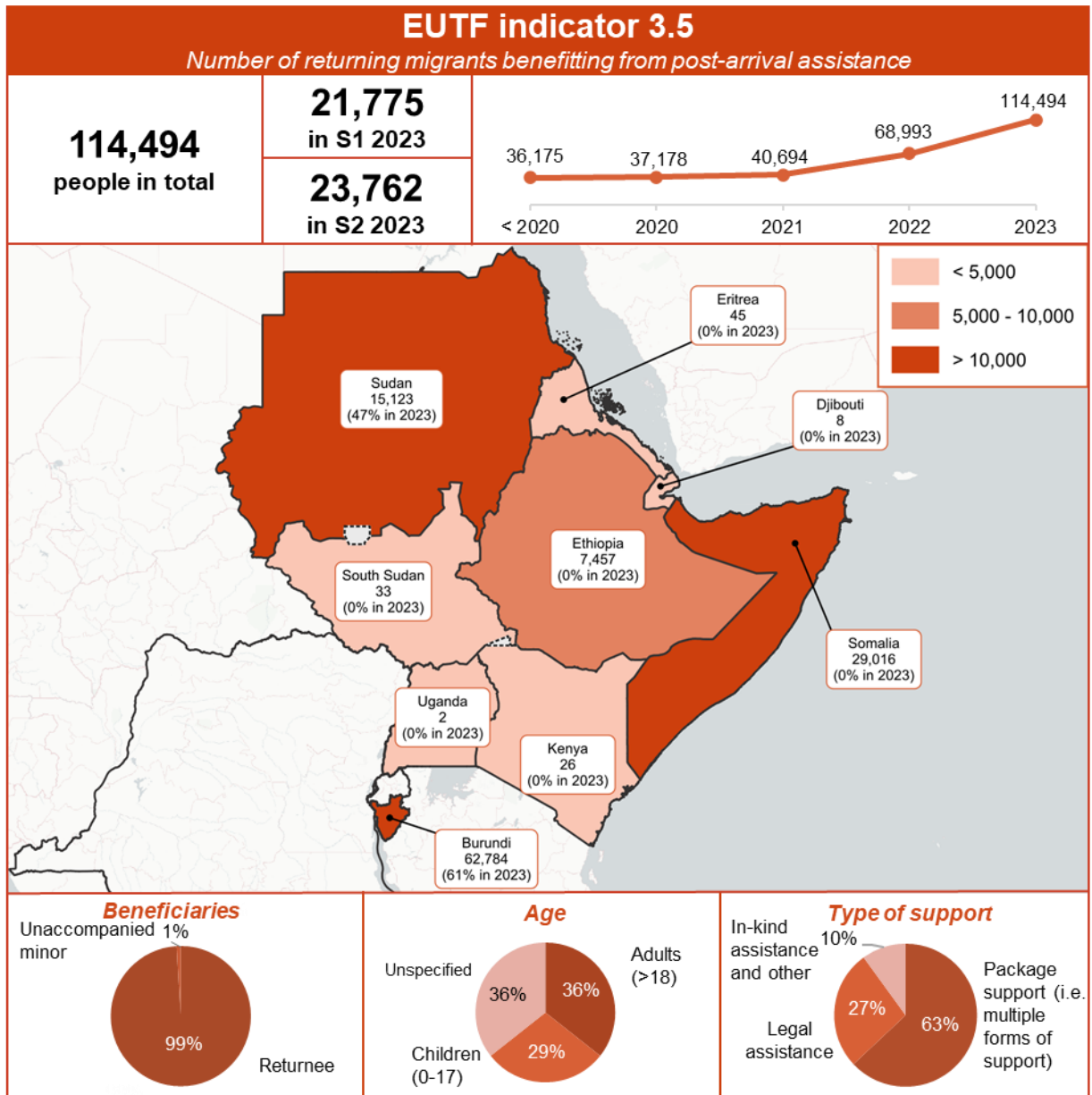
¹ Less than 1% of beneficiaries (or 165 people) are unaccompanied minors.

² MMC, 'Mixed migration review 2023: Regional issues through regional perspectives', 2023.

³ IOM, 'Return of Ethiopian migrants from the Kingdom of Saudi Arabia – Mid-year overview 2023', July 2023.

⁴ UNHCR, 'Somalia: Refugee returnees (January 2024)', 25 February 2024.

Figure 14: Number of returning migrants benefitting from post-arrival assistance (EUTF indicator 3.5), as of December 2023



In 2023, 3,634 returning migrants and refugees (including 2,256 in S2 2023) also benefitted from reintegration assistance (EUTF indicator 3.5 bis), bringing the total number to 62,044 migrants and refugees benefitting to date (68% of whom were supported in Somalia). In S2 2023, virtually all of the reported beneficiaries (or 2,195 refugee returnees) received reintegration assistance in Burundi through the CRRF DIRECT Protection and Assistance project, while the remaining 61 migrants were reached in Ethiopia through Sustainable Reintegration RRS¹ and EnJOY.

Throughout the EUTF portfolio in the HoA, 11,556 voluntary returns (EUTF indicator 3.4) have been supported, 9% of which (or 1,004 voluntary returns) were reported in 2023. The entire 2023 output is attributable to *Solutions pérennes* IOM in Djibouti. In S2 2023 alone, *Solutions pérennes* IOM assisted 579 Ethiopian migrants (93% of whom were men) with return transport from Djibouti.

¹ Sustainable reintegration support to Ethiopian returnees from Europe and support to vulnerable displaced populations affected by COVID-19 project.

Institutional and staff capacity building

In addition to direct support to people on the move, EUTF projects have also aimed to support national and regional institutional capacity building by strengthening government institutions and non-state actors and training relevant staff on migration management-related topics. 25 EUTF projects have reported relevant outputs under these indicators to date.

Of the 1,644 institutions and non-state actors¹ strengthened on migration management thus far (EUTF indicator 3.6), almost half (48%) were reported in Ethiopia. Thematically, return and reintegration accounts for the majority (42%) of institutional capacity building interventions, predominantly a result of the EU-IOM JI's efforts to provide technical support to and strengthen governments and other relevant partners on return and reintegration in the HoA. In 2023, 71 new institutions were strengthened on migration management (EUTF indicator 3.6), including 43 in S2 2023. GCR IGAD² accounts for most of this output, having built the capacity of 42 government institutions on frameworks related to forced displacement to enhance complementarities and synergies between national and regional levels in the IGAD region. Meanwhile, UNHCR, through the CRRF KE Self-Reliance project, supported the Kenyan Department for Refugee Services to expand its activities on refugee management in the Kakuma-Kalobeyei area (Turkana County).

32,904 individuals have also been trained on general migration management (35%), legal migration (21%), trafficking of persons and smuggling of migrants (13%), and other migration management-related topics to date (EUTF indicator 3.7). Ethiopia (36%) and Kenya (24%) collectively account for more than half of all trainees to date. In 2023, 560 new individuals were trained, including 86 in S2 2023, mostly through the same activities described for the outputs reported against EUTF indicator 3.6. Namely, GCR IGAD trained 50 government officials from IGAD member states on frameworks concerning forced displacement and UNHCR, through the CRRF KE Self-Reliance project, trained 26 staff from the Department for Refugee Services in Kenya. Lastly, ten local and national government representatives from Ethiopia and Uganda were supported to participate in peer learning events to disseminate knowledge on the role of secondary cities in managing and handling displacement responses.

Outcome analysis 3: Migration management – Aggregated outcome analysis

The original aggregated outcome analysis for SO3 from the 2021 annual report³ concluded that **EUTF-funded interventions appear⁴ to be contributing to positive outcomes⁵ in migration management in the HoA** through an analysis of all 31 indicators (covering seven projects) considered aggregable and usable by the MLS team. These 31 indicators all reported positive contributions to migration-related issues on: assistance, awareness raising and information exchange, capacity building, coordination and system support, local integration, migration stocks and flows, and policies, frameworks and laws.

Since the end of 2021, only two newly completed projects⁶ have reported on SO3-related outcome indicators against twelve indicators. Eleven of these indicators were reported by the EU-IOM JI and comprise just three unique indicators with country-level disaggregation. As such, in total nine projects

¹ The 1,644 institutions comprise 1,527 local and national institutions, 84 regional institutions, 21 NGOs/CSOs and twelve private employment agency associations.

² Delivering durable solutions to forced displacement in the IGAD region through the implementation of the Global Compact on Refugees project.

³ https://trust-fund-for-africa.europa.eu/system/files/2022-07/eutf_hoa_s2_2021_report_0.pdf.

⁴ None of the projects mentioned in 2021 annual report included a control group. In the absence of such a control group, it is impossible to assess the direct contribution of the EUTF to these outcomes because the improvements could have happened without the intervention.

⁵ In this section, the word 'outcome' will refer to both impacts and outcomes, as projects may classify the same phenomenon as either impact or outcome depending on their theory of change, among other factors.

⁶ EU-IOM JI (Regional) and RE-INTEG IDLO ([Supporting the development and implementation of policies for the return, reintegration and protection of IDPs and refugees project], Somalia).

have reported against 43 SO3-related outcome indicators to date, and there is no significant update to the original aggregated outcome analysis for SO3.

All the newly reported outcome data indicates a positive change when comparing baseline and endline. Examples include:

- **Three new federal migration laws and reintegration strategies** were adopted in Somalia (reported by RE-INTEG IDLO) against zero existing laws at the start of the project. The project supported the FGS to address large-scale displacement and return trends through support to appropriate policies and laws aimed at facilitating the voluntary return, relocation and local reintegration of refugee returnees and IDPs.
- The EU-IOM JI endline asked respondents to report on perceived changes at the end of the project, with the following progress noted at country level:
 - **Increased stakeholder engagement in the field of voluntary return and reintegration assistance** reported by 100% of stakeholders in Djibouti at endline, 84% in Ethiopia, 82% in Somalia and 78% in Sudan;
 - **Improved stakeholder knowledge of return and reintegration issues** reported by 100% of stakeholders in Djibouti at endline, 95% in Ethiopia, 89% in Somalia and 77% in Sudan;
 - **Adequate levels of economic self-sufficiency, social stability and psychosocial wellbeing in communities of return** reported by 95% of migrants assisted in both Somalia and Ethiopia, and 89% of migrants in Sudan (exceeding the target of 70%).¹ The evaluation measured changes in surveyed migrants' situations in relation to economic, social and psychosocial dimensions (through the Reintegration Sustainability Index)² compared to people who did not receive reintegration support through the EU-IOM JI, and demonstrated higher levels of economic self-sufficiency, social stability and psychosocial wellbeing for migrants receiving EU-IOM JI support. Adequate levels across these three dimensions are considered (by IOM) to be a positive indicator of sustainable reintegration, such that returnees can make further migration decisions based on choice rather than necessity.³

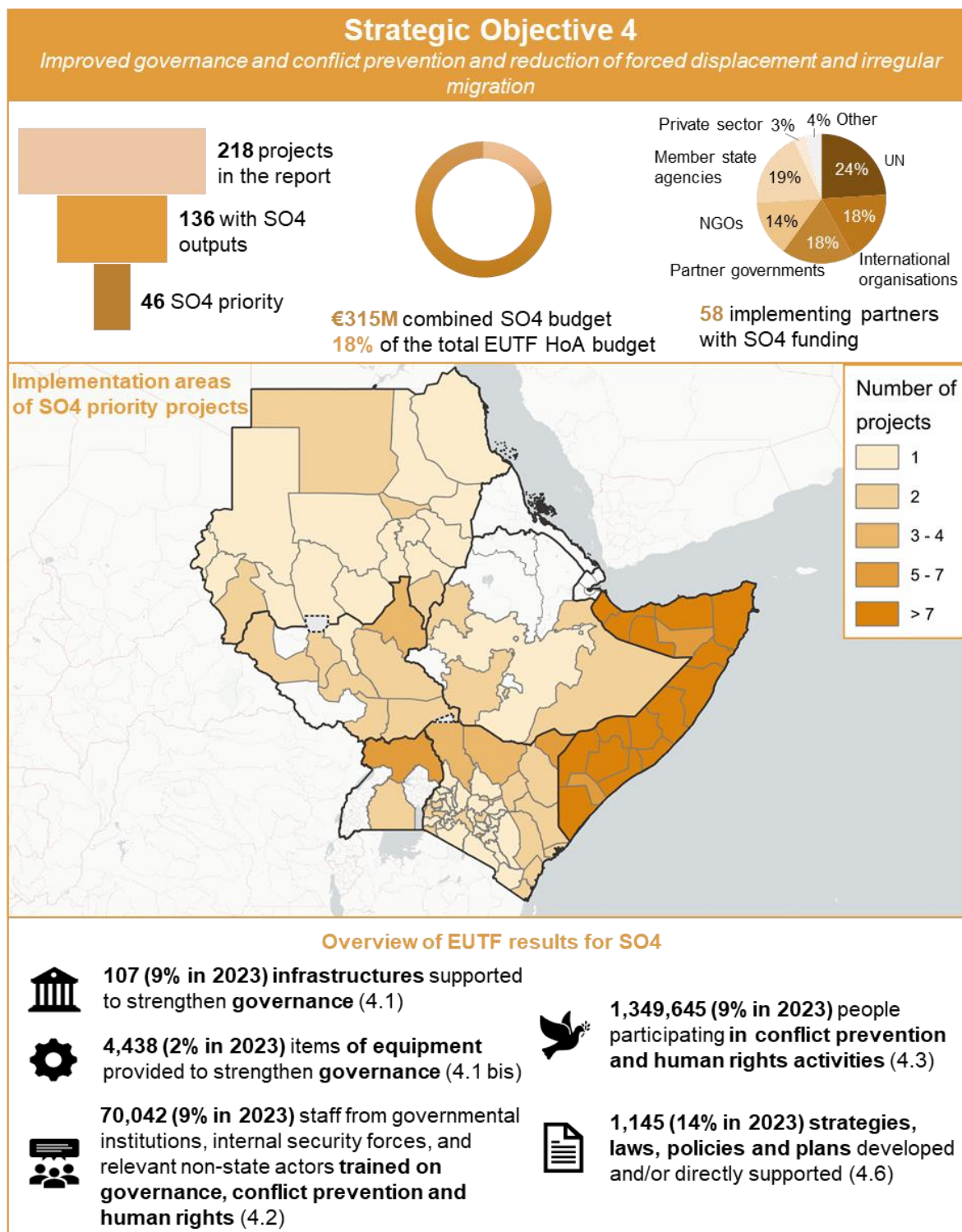
¹ No baseline or endline data was reported for Djibouti for this indicator.

² The Reintegration Sustainability Index developed aggregates 30 indicators to capture economic, social and psychosocial conditions of returning migrants. The impact evaluation for EU-IOM JI, as referenced here, represented the first impact evaluation to use this IOM metric to measure sustainable reintegration.

³ PPMi, 'Final evaluation of the EU-IOM Joint Initiative for migrant protection and reintegration in the Horn of Africa – Final evaluation report', 17 March 2023.

4.2.5. IMPROVING GOVERNANCE AND CONFLICT PREVENTION

Figure 15: Strategic Objective 4 dashboard, HoA, December 2023^{1,2,3}



¹ EUTF funding data is valid as of February 2024, refers only to contracted (not committed) and operational projects, and has been rounded to the nearest €M.

² Projects with SO4 priority have a larger budget allocation to SO4 than to any other Strategic Objective, per the MLS portfolio analysis.

³ 24 projects are represented on the map in this visual. The map only includes projects that implement activities at the first administrative level (e.g. province, county or region). Projects that are implemented only at the national level are not included.

Countries across the HoA have long been affected by intercommunal conflict, protracted civil war, cross-border violence and insurgencies. Since 2020, the HoA has witnessed an overall increase in violent events,¹ notwithstanding a slight drop in 2022 before picking up again in 2023. ACLED reported a total of 11,478 conflict-related events and 29,445 associated fatalities in the region this year, compared to 8,080 events and 20,206 fatalities in 2022.² The renewed increase, despite notable decreases in violence in countries such as Ethiopia, can largely be explained by a significant rise in both events and fatalities reported in Sudan (from 744 events and 1,991 fatalities in 2022 to 4,467 events and 13,571 fatalities in 2023).

Sudan, Somalia and Ethiopia collectively account for more than 90% of all reported fatalities in 2023. In April, political disputes between the co-leaders of the 2021 military coup (the Sudanese Armed Forces and the paramilitary group known as the Rapid Support Forces) culminated in an outbreak of violence in Khartoum, Sudan. This triggered a nationwide conflict, leading to a significant increase in conflict-related casualties. After a decline in civilian casualties in Somalia between 2017 and mid-2022, an increase was reported from mid-2022 onwards, partly due to a new government-led offensive against Al-Shabaab. The group responded to the offensive by intensifying its activities, which contributed to an increase in civilian casualties. Lastly, Ethiopia experienced a decrease in fatalities and a slight increase in events in 2023 compared to 2022. Although violence in the northern region of Tigray significantly decreased following the signing of a peace agreement in November 2022, the efforts of the federal government to absorb regional paramilitary groups into the national armed forces in April 2023 led to an increase in conflict-related casualties in Oromia and Amhara Regions.

The EUTF has contracted €315M or 18% of its operational budget to peacebuilding, governance and institutional support through projects that aim to contribute to peace and political stability in the region (SO4). Somalia, Uganda and regional projects have the largest portions of funding allocated to SO4-related activities relative to their overall budget, with 38%, 22% and 22%, respectively.

Conflict prevention and peacebuilding

As of December 2023, 1,349,645 people have participated in conflict prevention and human rights activities across the HoA, including 125,770 in 2023 (EUTF indicator 4.3). Nearly half of beneficiaries (44%) reported to date under this indicator have participated in activities targeting preventing and countering violent extremism (P/CVE), followed by conflict prevention and peacebuilding (33%) and gender-related activities (15%). However, in 2023 most reported beneficiaries participated in activities targeting gender issues (65%), followed distantly by conflict prevention and peacebuilding (20%). As in previous years, EUTF projects mainly relied on awareness raising activities (77%) in 2023, followed by community dialogues (12%), and cross-community, civil mediation and other types of interventions to deliver their conflict prevention and human rights support.

Focus box 2: From cattle raider to successful farmer through farmers groups established by Conflict Resolution NCA, South Sudan

Mr. Lowi is from Lereboi village, which is part of the Kuron community in Kapoeta East County in South Sudan. He is one of more than 400 beneficiaries supported with agribusiness trainings by the Conflict Resolution NCA project, which aims to engage women and youth in agribusiness to diversify their income and strengthen community cohesion through mutual learning and networks. Implemented by Norwegian Church Aid since January 2021, Conflict Resolution NCA aims to support peacebuilding and reconciliation activities at the grassroots level by supporting communities to coexist peacefully and interact freely within and across communal borders in ten locations

¹ ACLED defines 'events' as: battles, explosions/remote violence, violence against civilians, protests, riots and 'strategic developments' (including looting/property of destruction and non-violent transfer of territory).

² ACLED, 'ACLED data'. Retrieved on 1 May 2024 at <https://acleddata.com/dashboard/#/dashboard>.

(Fangak, Pigi, Malakal, Baliet, Fashoda, Duk, Pibor, Pochalla, Panyikang and Kapoeta East) that are inhabited by several ethnic groups.

Mr. Lowi reported that in an attempt to secure his livelihood and in order to marry, he had previously been a cattle raider and had lost several friends to cattle raiding. Thanks to the project's support, he attended a capacity building training on agricultural topics such as land preparation, beekeeping and handicraft. After the training, Mr. Lowi (now married) encouraged his wife and some of his immediate family members to also become farmers and together they started growing millet and sorghum. Later, he expanded his farm to also grow maize crops and start beekeeping. He reported that earnings from his agricultural activities have helped him to feed his family, and he hopes to strengthen his business to be able to afford other basic needs, such as new clothes for his children.

The capacity building helped him to move away from his past as a cattle raider and he now discourages other youths from resorting to cattle raiding as a source of livelihood. He has continued to attend capacity building sessions on agricultural topics and reports having learned a lot from other participants. One key insight that has stuck with him is the importance of peaceful coexistence within his own and neighbouring communities to ensure that everyone can peacefully carry out their livelihood activities, such as farming. He says: 'When there is peace in the community, we can carry out our activities without fear.' Mr. Lowi also highlighted that the increased uptake of farming in his community has helped to reduce the occurrence of cattle raiding as people are now more self-reliant, and that his community is moving in the right direction to ensure that everyone can live in peace.

More than half (61%, or 76,114 people) of the people participating in conflict prevention and human rights activities across the HoA in 2023 were reported in S2 2023, mainly thanks to projects in South Sudan (76%). As in the first half of the year, the main contributor to the S2 2023 output was the SS Women Empowerment programme. The programme aims to support the effective implementation and enforcement of women's rights legislation and to promote the political, economic and social empowerment of women at the local level, with specific attention paid to the most vulnerable women such as displaced women, women and girls with disabilities, and female survivors of sexual violence. SS Women Empowerment ZOA¹ trained 2,369 people to perform in 'Theatre for Development' sensitisation events reaching 28,929 people in Jonglei State, while SS Women Empowerment LAW² reached another 20,100 individuals (ranging from GBV survivors to community advocates) with outreach activities and information sessions on GBV, gender inequalities and access to justice. Significant outputs were also reported by Conflict Resolution NCA, which reached 3,982 people through inter- and intra-community reconciliation meetings, leaders dialogues and sociocultural initiatives in Eastern Equatoria, Jonglei and Upper Nile States in South Sudan, and by SUPREME JLOS KRC,³ which reached 3,989 people in northern Uganda through mediation sessions, peace dialogue events, school debates and awareness raising sessions on topics such as peaceful coexistence, access to justice, GBV and human rights. The gender distribution was almost equal this semester, with 49% female and 47% male participants.⁴

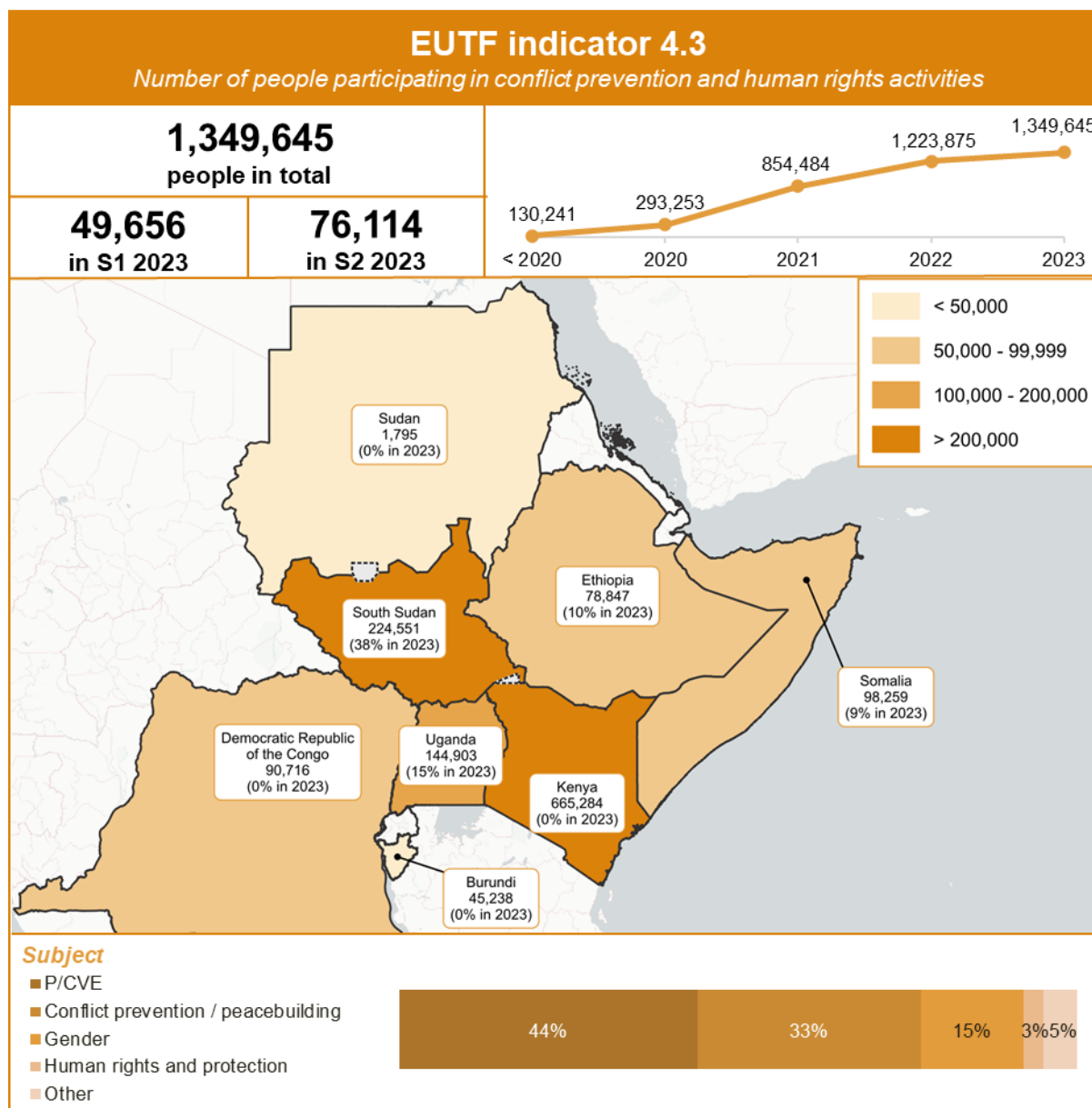
¹ Defend her rights – Championing women empowerment in Jonglei, South Sudan project.

² Reducing inequality and gender-based violence in South Sudan project.

³ Advancing peaceful co-existence & respect for human rights among refugees and host communities in Northern Uganda project.

⁴ The gender of the remaining 4% of beneficiaries is unspecified.

Figure 16: Number of people participating in conflict prevention and human rights activities (EUTF indicator 4.3), as of December 2023



Institutional capacity building and infrastructure

EUTF-funded projects have trained 70,042 staff from governmental institutions, internal security forces and relevant non-state actors on governance, conflict prevention and human rights to date (EUTF indicator 4.2). Uganda (27%), Somalia (25%) and Kenya (17%) account for the majority of the total output, with beneficiaries mainly trained on conflict prevention and peacebuilding (37%), followed by gender (10%), justice (8%) and protection (7%).¹

9% (or 6,366 people) of the total output was reported in 2023, including 3,929 in S2 2023. Although projects in Ethiopia only account for 15% of the total output to date, the majority (62%) of the S2 2023

¹ The remaining 38% were trained on topics such as P/CVE (6%), security (6%), legal assistance (5%), human rights (4%), improved governance (3%), and other/unspecified (13%).

output was reported in Ethiopia. The main contributor was RESET Plus AMREF II,¹ which trained 1,208 community leaders on topics related to gender, harmful practices and sexual and reproductive health (SRH) in Afar Region. This was followed by Stability & Services Gambella IRC² (which provided 649 government officials with trainings on peacebuilding and institutional capacity building around conflict sensitivity in Gambella Peoples' Region) and Stability & Development Tigray Trócaire³ (which trained 597 religious leaders on healing community trauma in Tigray Region). A further 18% of this semester's output was reported in South Sudan, mainly thanks to SS Women Empowerment ZOA, which trained 583 influential leaders (such as paramount chiefs and religious leaders), CSO staff, ministry staff and law enforcement officers on topics related to women's rights. In line with historical outputs, most of this semester's capacity building beneficiaries were male (60%), with 35% being female.⁴ This could possibly be explained by the general gender distribution among institutional staff and community leadership.

In addition to capacity building efforts, the EUTF portfolio has also supported 107 institutions with material assistance, including ten in 2023 (EUTF indicator 4.1). The annual output is entirely attributable to ILED RAAISE FAO, which renovated eight offices in ministries for sustainable fishery management and two in ministries for sustainable livestock management in Somalia. Seven of these offices were renovated in S2 2023. Furthermore, EUTF-funded projects developed or directly supported 160 strategies, laws, policies and plans in 2023, out of 1,145 reported to date (EUTF indicator 4.6). 31% (49 plans) of the annual output was reported in S2 2023, mainly thanks to projects in Sudan (45%) and Somalia (21%), and regional projects (16%). For example, LESP SLSP IFAD⁵ developed sixteen state action plans on epidemic surveillance and transboundary control in Sudan, GCR IGAD supported six national policies on forced displacement and drafted four results frameworks and action plans for the Nairobi Process aimed at resolving the conflict in the DRC, and ILED RAAISE FAO developed or supported nine policies, plans and strategies that aim to support sustainable fisheries management and increase livestock demand, among other objectives.

Outcome analysis 4: Improved governance and conflict prevention – Aggregated outcome analysis

EUTF funded interventions have likely⁶ contributed to positive outcomes⁷ on conflict prevention and safety in the HoA

To date, 20 projects have reported comparable^{8,9} data covering 145 outcome indicators on SO4-related themes (improved governance, conflict prevention and human rights), including 46 indicators from four projects¹⁰ newly added in 2023. As only a limited number of indicators were newly added in 2022, the aggregated outcome analysis for SO4-related indicators has not been updated since the 2021 annual report. Since then, a total of eight new projects and 64 new comparable indicators have been added for 2022 and 2023.

¹ Family planning for resilience building amongst youth and women in drought-prone and chronically food insecure regions of Ethiopia project.

² Promoting stability and strengthening basic service delivery for host communities, refugees and other displaced population in Gambella Regional State of Ethiopia project.

³ Stability and socio-economic development for vulnerable and marginalised communities in the Tigray Region of Ethiopia project.

⁴ The remaining 5% are of unspecified gender.

⁵ Livestock epidemic-surveillance project to support livelihoods of vulnerable rural smallholders and pastoralists project.

⁶ None of the projects mentioned in this focus box included a control group. In the absence of such a control group, it is impossible to assess the direct contribution of the EUTF to these outcomes because the improvements could have happened without the intervention.

⁷ In this section, the word 'outcome' will refer to both impacts and outcomes, as projects may classify the same phenomenon as either impact or outcome depending on their theory of change, among other factors.

⁸ Here, the term 'comparable' indicates that at least one datapoint was collected for the indicator (at baseline, mid-term and/or endline). However, indicators typically require at least two datapoints in order to be able to measure change over time. The following analysis in this focus boxes therefore only includes indicators that (i) have both endline and baseline values; (ii) have an endline value and no baseline, but have a mid-term value that can be used instead of a baseline for a more limited analysis; or (iii) only reported an endline value (with no baseline or mid-term value), but were phrased in such a way (e.g. an improvement, increase or reduction compared to the baseline) that the available indicator data could be interpreted without a second datapoint.

⁹ Only outcome indicators that were identified by the MLS team as being both SMART and truly outcome-level (as opposed to high-level outputs that are sometimes categorised as outcomes in project logframes) are included in this number.

¹⁰ CRRF Urban Development IRC (CRRF urban development and mobility: Promoting inclusive urban development in Assosa town, Ethiopia), JPP UNOPS, SSRD WV and SUPREME Justice LWF.

SO4-related indicators measure progress achieved with regard to 1) changes in the incidence / prevalence of communal violence and conflicts (including conflict management), 2) improvements in social cohesion, 3) improvements in community knowledge on human rights, 4) improvements in access to justice (including capacities to provide justice and protection), and 5) perceived changes in security and safety.

As stated in the [2021](#) and [2022](#) annual reports, the most comparable and aggregable outcome data relevant to SO4 measure changes related to social cohesion, conflict management and perceived safety.

Changes in prevalence or management of conflicts (incl. communal conflicts): To date, ten projects and 53 indicators have measured progress on conflict management and prevention. Six of these projects¹ implementing in Ethiopia, Kenya, Somalia, South Sudan and Uganda – measuring relevant changes through 41 outcome indicators were included in the first outcome analysis exercise conducted in December 2021, of which **five projects reported positive changes (either in terms of a reduction in the actual incidence of conflict or in terms of improved conflict management)**, and **one project (Youth KE KRCS)² reported both negative and positive conflict prevention-related outcomes in its various implementation areas**. The mixed results from Youth KE KRCS are largely attributable to the fact that the project targeted conflict-prone areas, which remained seriously affected by persistent crime and violence throughout the project's lifetime.

In 2022 and 2023, four³ of the abovementioned ten projects reported outcome data on conflict prevention through twelve indicators, of which **seven indicators from three projects indicate a reduction in cases of conflict and five indicators from one project demonstrate mixed results (i.e. both increases and reductions in cases of conflict, depending on the intervention area)**.

Examples of newly reported outcomes include:

- In northern Uganda, the prevalence of intercommunal conflicts (between refugee and host communities) in SUPREME LWF's districts of implementation decreased from 66% at baseline to 17% at endline, while the prevalence of intracommunal conflicts (between refugee communities) decreased from 29% to 18%. (Prevalence was estimated based on answers to the following question posed to survey respondents at baseline and endline: 'How many inter-/intra community conflicts have happened in your community during the last six months?') The positive results are mainly attributed to the project's support to community leaders to respond to early warning signs of conflict and mediate reported conflicts before they escalate.
- In South Sudan, SSRD WV reported a reduction in the percentage of households reporting any occurrence of conflict by 52 percentage points in one of its implementation areas (Cueibet County, from 65% at baseline to 13% at the end of the project). However, the project also reported increases in the percentage of households reporting conflicts by the end of the project in three implementation areas (Gogrial East, Jur River and Twic counties).
 - The reduction in reported conflicts in Cueibet County is largely attributable to the project's establishment and support of peace development committees and youth-led peace clubs, which were instrumental in raising awareness on conflict prevention and peacebuilding as well as addressing community grievances. Moreover, the project established coordination structures and networking mechanisms with the local

¹ Cross-Border El Niño SS FAO, Cross-Border RASMI I, Cross-Border PACT SEEK, RDPP ET IRC, SPRS-NU DRC, and Youth KE KRCS.

² Conflict prevention, peace and economic opportunities for the youth KRCS project.

³ CRRF Inclusive Urban Development IRC in Ethiopia, Cross-Border PACT RASMI II (Regional approaches for sustainable conflict management and integration – Phase II project) in the cross-border areas of Ethiopia, Kenya and Somalia, SRRD WV in South Sudan and SUPREME Justice LWF in Uganda.

government and organised peace conferences, which brought together all relevant stakeholders.

- Although the project implemented the abovementioned interventions in all other areas, the mixed results in some locations are likely attributable to factors beyond the project's control. For instance, in Twic County, which had the highest increase in reported conflicts (by 17 percentage points), the negative results could be attributed to intercommunal conflicts between communities in Twic County and the neighbouring Abyei Administrative Area due to a dispute related to the location of a regional market. In addition, periodic cattle raids between communities in Twic County and Unity State undermined the project's conflict prevention efforts in the county. Unfortunately, the evaluation did not provide any supporting evidence to explain this finding for the other two counties.

Change in perceived safety: Another category of outcomes with aggregation potential measures changes in community members' perceptions of their safety, which has been reported by five projects through 30 outcome indicators to date. Of these, **three¹ projects reported improvements in safety in their implementation areas through eleven outcome indicators, one project (JRoL Somaliland UNDP²) reported deteriorations in safety through two outcome indicators, and one project (Youth KE KRCS) reported mixed outcomes** (i.e. both improvements [through seven outcome indicators³] and deteriorations in safety [through eleven outcome indicators]). Examples include:

- In northern Uganda, the percentage of community members surveyed during SUPREME Justice LWF's⁴ endline evaluation who reported that they feel safe in Adjumani, Lamwo and Obongi Districts increased from 55% at baseline to 81% at endline, meeting the project target of 80%. This is largely attributable to the project's interventions such as community dialogues and awareness raising sessions held jointly between refugees and host community members, which reportedly improved relations between these communities and enabled them to amicably resolve conflicts over resources such as land as well as to appropriately address reported cases of GBV. The project also strengthened the capacities of community structures and relevant justice actors to promptly respond to safety-related issues.⁵
- In South Sudan, the percentage of the surveyed population who report that their community is safe for youth and women increased from 54% at baseline to 74% at endline, surpassing the SSRD WV's target of 65%. The positive result is attributable to project activities such as awareness raising events and training of community members aimed at changing their attitudes and behaviours towards gender issues and family roles. These activities reportedly contributed to changes in men's attitudes about women, improved their understanding of their role in the family, and reduced their involvement in family conflicts and SGBV.
- By contrast, the percentage of the surveyed population reporting that they feel safe in the JRoL Somaliland UNDP project's districts of implementation decreased from 81% at baseline to 75% at endline. In addition, the proportion of the sampled population who rate policing services in these areas as 'somewhat or very good' decreased from 47% at baseline to 35% at endline. Although no reasons for these negative findings were provided in the project's endline report, it is worth noting that the endline survey took place around two months after the postponement of Somaliland's presidential election in November 2022,

¹ SSRD WV (South Sudan), SUPREME Justice LWF (Uganda) and RE-INTEG WV ([Wadajir – Enhancing durable solutions for and reintegration of displacement affected communities in Somaliland], Somalia).

² UN Joint Rule of Law programme for Somaliland project.

³ This includes one outcome indicator which reported insignificant change in safety at the endline compared to the baseline.

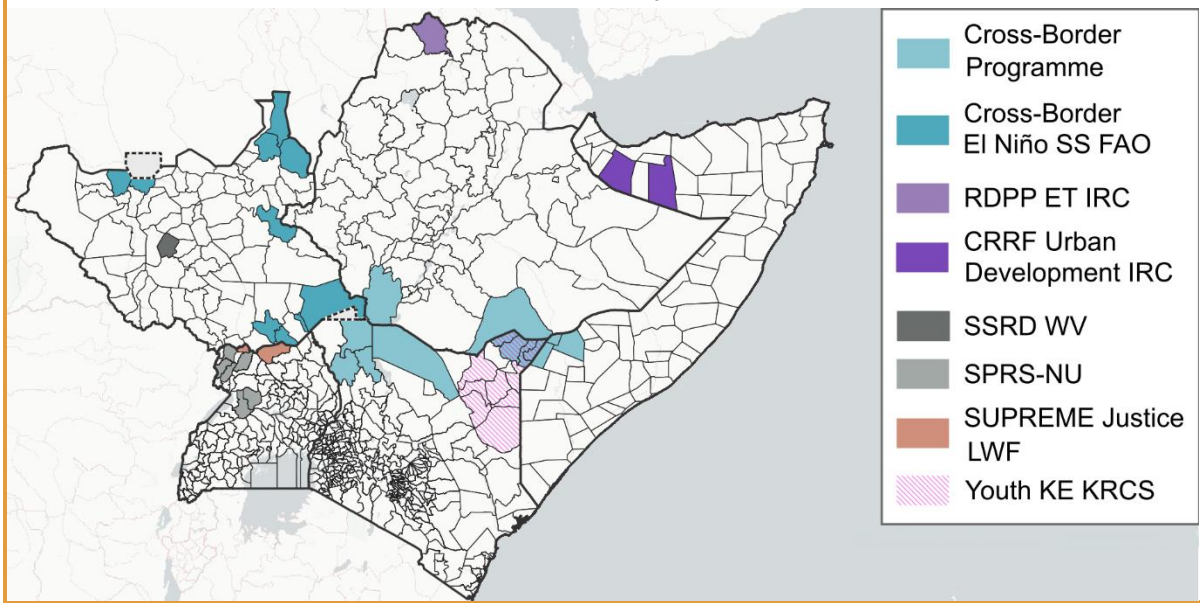
⁴ Supporting a peaceful and safe environment in Northern Uganda project.

⁵ LWF, 'Supporting a peaceful and safe environment in Northern Uganda project in Lamwo, Adjumani and Obongi Districts: Endline Evaluation Report,' June 2023.

which led to protests and political violence that could partly explain the more negative perceptions of safety.

- Lastly, the Youth KE KRCS project reported both negative and positive safety-related outcomes in its various implementation areas. As previously mentioned, the mixed results are largely attributable to the fact that the project targeted conflict-prone areas, which remained seriously affected by persistent crime and violence throughout the project lifetime.

Map 3: Implementation areas of projects reporting positive outcomes related to conflict management and safety

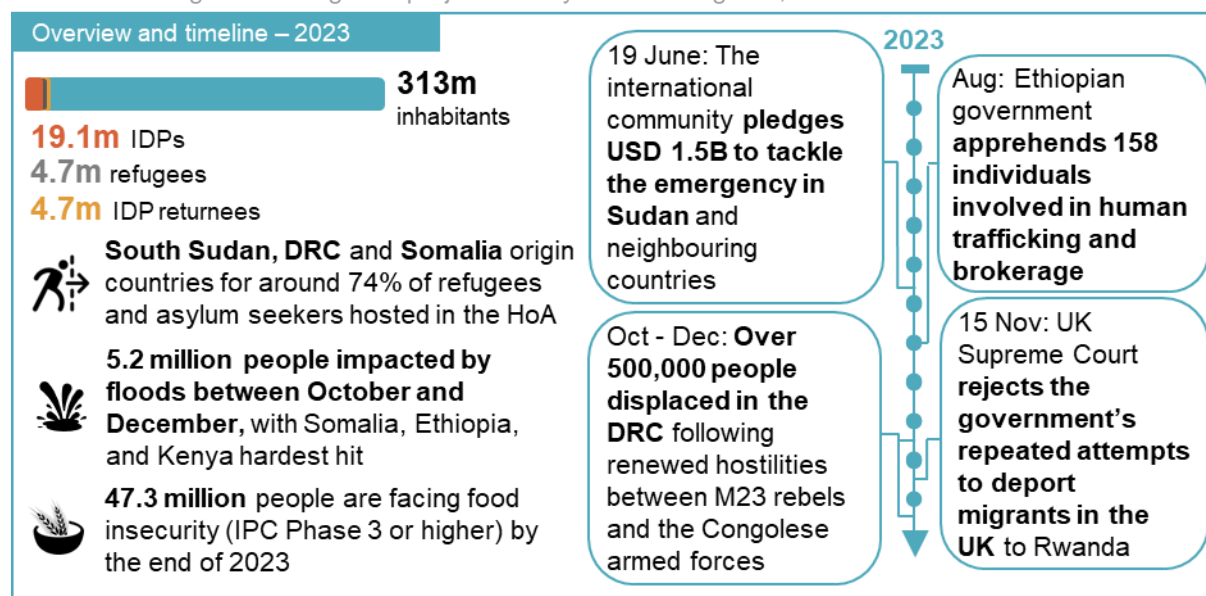


5. ANALYSIS BY COUNTRY

5.1. REGIONAL PROJECTS

5.1.1. REGIONAL PROJECTS IN 2023

Figure 17: Regional projects – Key facts and figures, as of December 2023¹



UNHCR estimates that more than 130 million people will be forcibly displaced worldwide in 2024,² representing an increase of more than 20 million people since the end of 2022. Nearly one out of five refugees worldwide are hosted in sub-Saharan Africa,³ and the HoA currently hosts 4.7 million refugees and asylum seekers and 19.1 million IDPs.⁴ The displacement crisis in the region is largely attributed to conflict and climate-related disasters. After three consecutive years of drought, heavy rains and flooding in the second half of 2023 impacted over 5.2 million people across Kenya, Somalia, Ethiopia, Burundi, South Sudan, and Sudan, including deaths, loss of livestock, and the destruction of infrastructure and agricultural land.⁵ Conflict-related trends in core HoA countries are described in the respective country sections below; however, in relevant neighbouring countries it is worth highlighting the increasing tensions between the DRC and Rwanda throughout 2023. Mounting hostilities between the DRC military and the rebel group known as the March-23 Movement, which has been accused of receiving support from the Rwandan government, has led to fears of a military escalation that could trigger increased instability in the HoA.⁶

¹ OCHA, 'Eastern Africa: El Niño impact snapshot', December 2023; MMC, 'Quarterly mixed migration update: Eastern and Southern Africa / Egypt and Yemen – Quarter 4 2023', 2024; AP World News, 'Tensions between Congo and Rwanda heighten the risk of military confrontation, UN envoy says', 12 December 2023; WHO, 'Greater Horn of Africa – Food insecurity and health snapshot', 31 January 2024; WHO, 'Situation report: Greater Horn of Africa food insecurity and health – Grade 3 emergency, 1 November – 31 December 2023', 20 February 2024; The Guardian, 'Human-driven climate crisis fuelling Horn of Africa drought – Study', 27 April 2023; UNHCR, 'Operational update - East and Horn of Africa, and the Great Lakes Region, April – June 2023', 11 August 2023; MMC, 'Eastern and Southern Africa / Egypt and Yemen – Quarter 3', 2023; WHO, 'Greater Horn of Africa. Food insecurity and health snapshot', November 2023.

² UNHCR, 'Global appeal 2024', 2024.

³ UNHCR, 'Press release: Forced displacement continues to grow as conflicts escalate', 25 October 2023.

⁴ UNHCR, 'Update on UNHCR operations in the East and Horn of Africa and the Great Lakes region', 27 September 2023; UNHCR, 'Operational update – East and Horn of Africa, and the Great Lakes Region', October – December 2023.

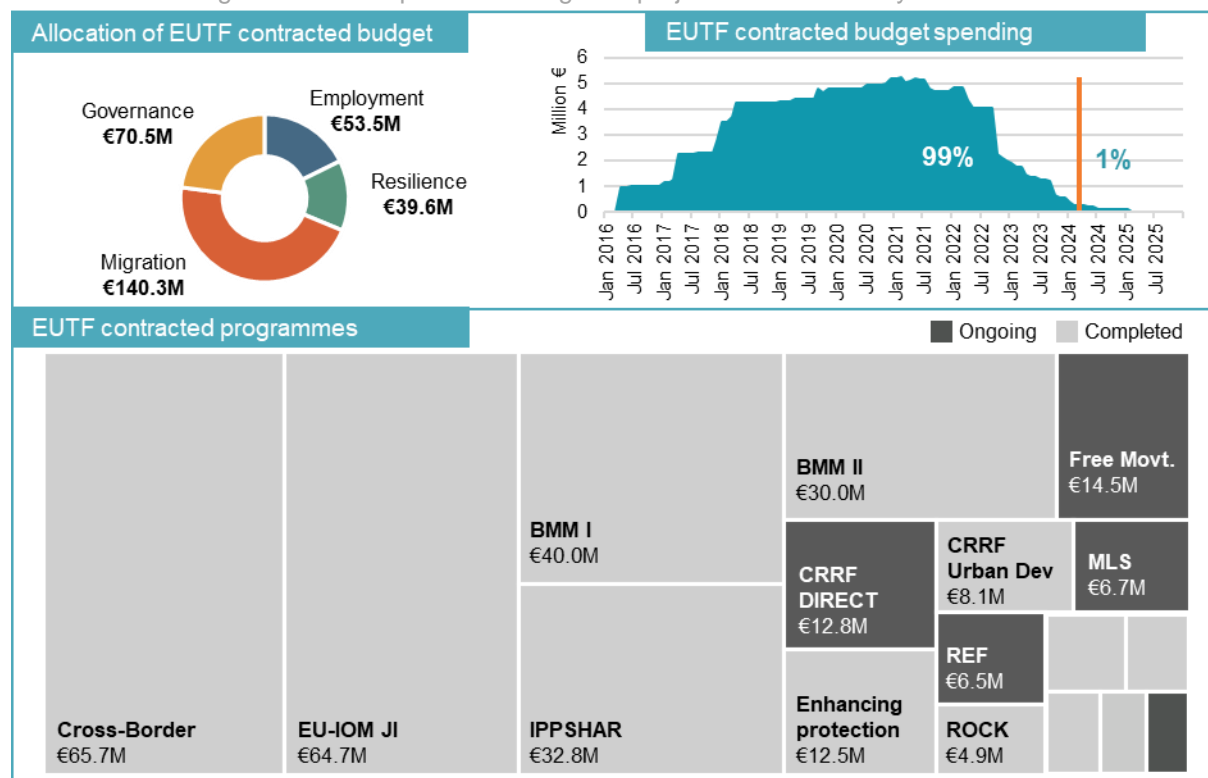
⁵ MMC, 'Quarterly Mixed Migration Update: Eastern and Southern Africa / Egypt and Yemen – Quarter 4 2023', 2024.

⁶ UNHCR, 'Update on UNHCR operations in the East and Horn of Africa and the Great Lakes region', 27 September 2023; Xinhua, 'UN envoy warns of escalation of tensions between DRC, Rwanda', 12 December 2023.

The second GRF on the implementation of the objectives of the Global Compact on Refugees (GCR) was held from 13 to 15 December 2023 and addressed political concerns in the HoA, including district coordination, IGAD’s support platform, and the ongoing crisis in Sudan.¹ The discussions included commitments from the Kenyan and Ethiopian governments on restructuring refugee and IDP camps into integrated settlements, a pledge from South Sudan to support the provision of land, free education and health services for refugees, and a reaffirmation of two regional pledges from IGAD on durable solutions and climate actions to facilitate more sustainable human settlements.²

5.1.2. THE EUTF AND REGIONAL PROJECTS

Figure 18: EUTF portfolio – Regional projects as of February 2024^{3,4,5,6}



The EUTF's regional portfolio seeks to tackle issues of regional concern relating to conflict, displacement, food insecurity and lack of access to basic services through targeted interventions that aim to enhance regional stability, resilience and socioeconomic development. The regional portfolio represents 18% (€317M) of the EUTF portfolio in the HoA, making it the third-largest portfolio after Sudan (€442M) and Somalia (€319M). 17 programmes encompassing 43 projects are contracted to the regional portfolio, of which 37 have been completed and six are still in implementation. A large proportion (44%) of the regional projects is dedicated to migration management (SO3, €140M), followed by governance, security and conflict prevention with 22% of the regional budget (SO4, €70M). Another 17% is dedicated to promoting economic and employment opportunities (SO1, €53M) and 13% to

¹ UNHCR, 'Global Compact on Refugees – Global Refugee Forum 2023', 2023; UNHCR, 'Operational update – East and Horn of Africa, and the Great Lakes Region, October – December 2023', 27 February 2024.

² Ibid; Institute for Security Studies, 'Pledges aren't enough to protect East Africa's refugees', 14 November 2023.

³ EUTF funding data is valid as of February 2024, refers only to contracted (not committed) and operational projects, and has been rounded to the nearest €0.1M. Possible discrepancies between cumulative programme budgets and total country budget are due to rounding.

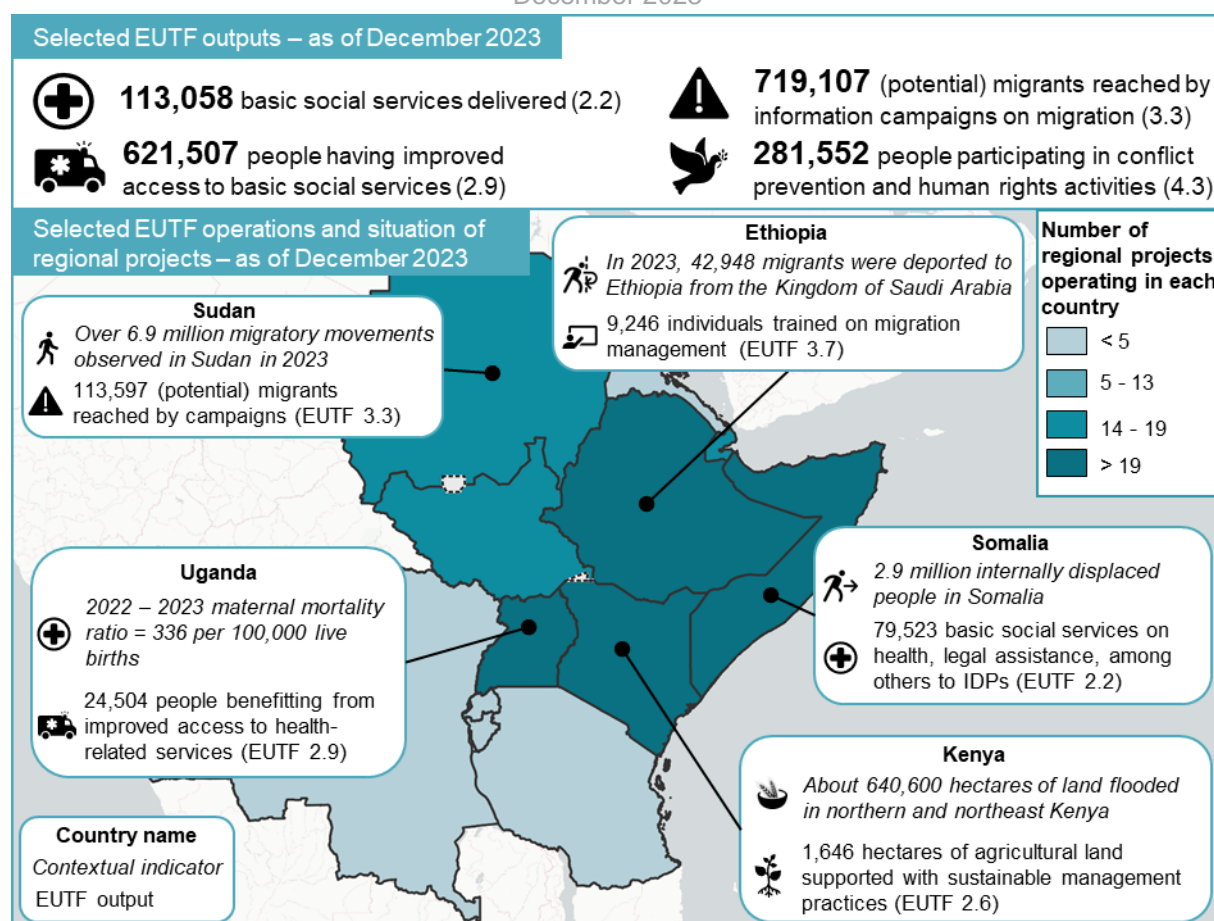
⁴ The programmes not labelled in the 'EUTF contracted programmes' chart are: Disrupting Criminal Networks (€4.9M, completed), Erasmus+ ([Erasmus+ in West Africa and the Horn of Africa project], €3.9M, completed), IGAD Resilience (€3.5M, completed), Self-reliance of South Sudanese refugees in the DRC (€3M, completed), and GCR IGAD (€2.8M).

⁵ Calculations for the spending chart assume that projects evenly distribute budget spending across years of implementation.

⁶ An additional €13M allocated to CCI are not represented in the EUTF contracted budget visual.

strengthening resilience of local communities (SO2, €40M).¹ The transboundary nature of EUTF-funded projects supports the implementation of interventions that aim to strengthen migration management by enhancing regional integration, governance, policymaking, conflict prevention and peacebuilding initiatives. Other interventions aim to improve employment opportunities and bolster the resilience of local communities. In some instances, regional contracts target direct beneficiaries outside the EUTF's core intervention areas of implementation to carry out country-specific initiatives (in Burundi, the DRC, and Rwanda) for beneficiaries that the EUTF's country portfolios would not otherwise support.

Figure 19: Selected EUTF portfolio operations and outputs in the HoA – Regional projects, as of December 2023²



Resilience and basic social service delivery

Several projects in the EUTF regional portfolio aim to enhance the resilience of local communities across the HoA. To date, regional projects have benefitted 621,507 individuals through improved access to basic social services (EUTF indicator 2.9), including 20,230 beneficiaries in 2023 alone. The 2023 result is largely (76%) attributable to the CRRF Urban Development Koboko project in Uganda improving access to basic education, health and social services for 15,340 refugees and host community members (including all 8,787 beneficiaries reported against EUTF indicator 2.9 by regional projects in S2 2023) by constructing and equipping one basic health care infrastructure, strengthening psychosocial support services, constructing one public toilet, and eight blocks of classrooms in Koboko Municipality in northern Uganda (EUTF indicator 2.1 bis). Additionally, Cross-Border BORESHA III,³

¹ The remaining 4% (€13M) is allocated to CCI.

² OCHA, 'Sudan humanitarian update: 21 December 2023', January 2024; OCHA, 'Sudan humanitarian update', 31 December 2023; FEWSNET, 'El Niño enhanced rains support recovery despite flooding and high food prices', December 2023; UNHCR, 'Somalia factsheet', December 2023; Seed Global Health, 'Annual report', 2022.

³ Building opportunities for resilience in the Horn of Africa – Phase III project.

through the construction and rehabilitation of three water sources, supported the remaining 24% (or 4,890 individuals, EUTF indicator 2.9) in Gedo Region, Somalia, and Mandera County, Kenya.

In 2023, EUTF-funded regional projects also delivered 8% (or 9,150) of the 113,639 basic social services provided to date (EUTF indicator 2.2). The CRRF Urban Development Koboko project was again the main contributor to the 2023 output, delivering 7,354 basic social services in the form of school stationery and sports materials supplied to primary and secondary schools and technical institutions in Koboko Municipality. In S2 2023, CRRF DIRECT Oxfam delivered 61% of the 1,996 services delivered by providing 1,215 individuals with fuel-efficient and energy-saving stoves to promote environmentally friendly energy use and sustainability.

Efforts to enhance community resilience through sensitisation campaigns on resilience building and basic rights have reached 662,520 individuals to date through the EUTF regional portfolio, with the Cross-Border programme¹ benefitting 83% of beneficiaries to date across Kenya (80%), Ethiopia (12%) and Somalia (8%, EUTF indicator 2.7). In 2023, 3,720 individuals participated in resilience-building sensitisation campaigns, all of whom were reported in Uganda by the CRRF Urban Development Koboko and CRRF DIRECT Oxfam projects. In the second half of 2023, the CRRF Urban Development Koboko project reached 1,670 individuals (84% of the S2 2023 output) with sensitisation and awareness campaigns on healthcare, education, talent development, inclusion and peacebuilding among learners in schools in Koboko Municipality, while the CRRF DIRECT Oxfam project engaged 310 individuals (the remaining 16% of the S2 2023 output) in community dialogue sessions on environmental and natural resource conservation practices. The CRRF DIRECT Oxfam project aims to strengthen local preparedness and resilience of refugees and host communities through improved natural resources management, disaster risk mitigation and early warning systems in the two refugee-hosting districts of Kyegegwa and Isingiro.

National and local-level capacity building, regional integration and policymaking

The EUTF regional portfolio accounts for a significant proportion of the EUTF's efforts to enhance the capacities of local and national actors and institutions in the HoA to manage migration and promote peace and stability. 1,444 institutions comprising 1,099 local institutions, 333 national civilian institutions, seven regional institutions and five private employment agency associations have benefitted from capacity building or operational support from regional projects on topics such as return and reintegration (46%), general migration management (30%), human trafficking and smuggling of migrants (17%) and legal migration (7%) to date (EUTF indicator 3.6). In 2023, 69 institutions and non-state actors were supported through the CRRF Urban Development Cities Alliance² and GCR IGAD projects, including 43 national civilian institutions across Djibouti, Ethiopia, Kenya, Somalia, South Sudan, Sudan and Uganda reached by GCR IGAD in S2 2023, all of which benefitted from capacity building activities centred on developing legislation and legal frameworks on legal migration and forced displacement.

Relatedly, 29,518 individuals have been trained on migration management through the regional portfolio to date, including 471 people in 2023 and 60 individuals in S2 2023 (EUTF indicator 3.7). Of the people trained in S2 2023, the GCR IGAD project trained 50 staff from national civilian institutions (mainly in Uganda, Ethiopia, and South Sudan) to strengthen capacities on legal migration management and foster synergies between national and regional institutions on frameworks related to forced displacements and protection. Additionally, the CRRF Urban Development Cities Alliance project contributed to the S2 2023 output by engaging ten staff representatives from local and national civilian institutions in Ethiopia and Uganda in trainings, workshop activities and peer learning events focused on protection and migration management.

¹ Collaboration in cross-border areas of the Horn of Africa programme.

² CRRF: Inclusive urban development and mobility: Regional networks and dialogue project.

The regional portfolio also aims to mitigate conflict and strengthen peacebuilding efforts in the HoA by engaging local communities in conflict prevention initiatives, promoting human rights activities, and conducting capacity building and awareness-raising interventions. To date, 281,552 individuals have participated in conflict prevention and human rights activities (EUTF indicator 4.3), with 5,931 individuals reached in 2023, including 447 in S2 2023. The output achieved in S2 2023 is attributable to the CRRF Urban Development Koboko and CRRF DIRECT Oxfam projects in Uganda, with 92% of the result achieved through the CRRF Urban Development Koboko project. The project reached 413 people with training and capacity building activities for human rights stakeholders that focused on strengthening social protection programmes to benefit vulnerable groups of refugees and host communities and promoting the socioeconomic inclusion of unaccompanied and separated children in Koboko Municipality.

Besides engaging individuals and local communities in conflict mitigation and peacebuilding activities, the EUTF regional portfolio also targets institutional and government staff, security forces and relevant non-state actors with conflict prevention and human rights activities to address conflict-induced displacement and manage migration more effectively. Of the 11,439 beneficiaries reached to date (EUTF indicator 4.2), 300 staff from local, national and regional institutions (including NGOs) received trainings on gender, security, conflict prevention and peacebuilding in 2023 from the CRRF DIRECT CARE¹ (90 staff), IPPSHAR² (87), CRRF DIRECT DRC³ (80), CRRF Urban Development Koboko (30) and Cross-Border PACT SEEK II⁴ (13) projects.

Finally, the EUTF contributes to strengthening regional institutions in the HoA through the development of strategies, laws and policies aimed at supporting effective cooperation and coordination around regional initiatives. To date, the regional portfolio has contributed to the development of 229 policies and frameworks, 28 of which were reported in 2023, including ten in S2 2023 by the GCR IGAD project (EUTF indicator 4.6). The policies developed in 2023 include local, national and regional strategies on conflict prevention, peacebuilding and migration management, which aim to strengthen the implementation of the Nairobi Process through technical meetings and to enhance synergies, cross-border collaboration and resource sharing between national and regional governments in the region. The Nairobi Process is a regional peace initiative established on 8 April 2022 by the former President of Kenya, Uhuru Kenyatta, and the President of the DRC, Felix Tshisekedi, to facilitate a peaceful resolution to the conflict and instability in eastern DRC through diplomatic efforts between the DRC government and armed groups, with support from other EAC leaders and relevant partners.⁵ The GCR IGAD project aims to sustain and enhance the existing momentum for the implementation of the Nairobi Process, and also to advance the commitments undertaken in the Nairobi Declaration on durable solutions for Somali refugees and reintegration of returnees in Somalia (and subsequent thematic declarations) by operationalising the IGAD Support Platform launched on 16 December 2019 at the first GRF to mobilise additional political, financial and technical support.

¹ Strengthening emergency preparedness and inclusive natural resources management in refugee hosting districts project.

² IGAD Promoting Peace and Stability in the Horn of Africa programme.

³ Displacement responses through regional cooperation and technical exchange project.

⁴ Collaboration in cross-border areas - The southwest Ethiopia – Northwest Kenya border, Selam, Ekisil – Phase II project.

⁵ EAC, 'Overview of the EAC-led Nairobi Process', n.d.

5.1.3 REGIONAL PROJECTS AND THE EUTF COMMON OUTPUT INDICATORS

The following table presents an overview of the results achieved by the EUTF regional projects in the Horn of Africa.

Table 4: EUTF common output indicators for regional projects, as of December 2023^{1,2,3,4}

EUTF Indicator	2016-2018	2019	2020	2021	2022	2023	Total	Trend
1.1 Number of direct jobs created or supported	958	1,523	5,863	1,974	2,596	757	13,671	
1.2 Number of MSMEs created or supported	180	1,537	3	26	115	118	1,979	
1.3 Number of people assisted to develop income-generating activities	4,323	13,075	8,477	8,346	3,550	1,280	39,051	
1.4 Number of people benefiting from professional trainings (TVET) and/or skills development	0	1,090	334	4,073	1,339	270	7,106	
1.5 Number of industrial parks and/or business infrastructures constructed, expanded or improved	0	0	0	1	2	2	5	
2.1 Number of local development plans directly supported	0	0	0	11	37	8	56	
2.1 bis Number of social infrastructure built or rehabilitated	1	549	811	582	182	23	2,148	
2.2 Number of basic social services delivered	0	14,833	19,338	15,717	54,601	9,150	113,639	
2.4 Number of people receiving food security-related assistance	37,333	61,254	58,519	67,183	18,616	1,002	243,906	
2.5 Number of institutions that adopt local disaster risk reduction strategies	0	0	0	8	5	0	13	
2.6 Hectares of agricultural and pastoral ecosystems where sustainable management practices have been introduced with EU support	0	178	0	2,068	248	317	2,812	
2.7 Number of people reached by sensitisation campaigns on resilience-building practices and basic rights	34,857	39,300	426,829	87,508	70,306	3,720	662,520	
2.8 Number of staff from local authorities and basic service providers benefiting from capacity building to strengthen service delivery	193	1,440	407	3,418	2,168	753	8,379	
2.9 Number of people having improved access to basic services	0	115,833	29,659	94,076	361,709	20,230	621,507	
3.2 Number of migrants in transit, refugees/asylum seekers and IDPs protected and/or assisted	6,460	11,670	1,447	1,061	252	0	20,890	
3.3 Number of (potential) migrants reached by information campaigns on migration	505,040	123,676	24,721	13,690	51,980	0	719,107	
3.4 Number of voluntary returns supported	3,709	1,946	1,748	1,743	654	0	9,800	
3.5 Number of returning migrants benefiting from post-arrival assistance	4,856	3,266	945	2,370	25,669	38,466	75,572	
3.5 bis Number of returning migrants benefiting from reintegration assistance	4,931	2,739	2,747	2,739	3,503	3,571	20,231	
3.6 Number of institutions strengthened on migration management	163	310	414	370	118	69	1,444	
3.7 Number of individuals trained on migration management	5,762	7,087	1,981	7,313	6,904	471	29,518	
3.8 Number of persons of concern benefiting from evacuation and resettlement assistance or other durable solutions for evacuees	0	306	213	317	119	0	955	
3.10 Number of people benefiting from legal migration and mobility programmes	0	19	72	44	4	0	139	
4.1 Number of infrastructures supported to strengthen governance	53	14	0	0	0	0	67	
4.2 Number of staff trained on governance, conflict prevention and human rights	1,714	5,574	1,794	1,457	600	300	11,439	
4.3 Number of people participating in conflict prevention and human rights activities	1,120	23,579	150,860	32,848	67,214	5,931	281,552	
4.6 Number of strategies, laws, policies and plans developed and / or directly supported	41	28	23	44	65	28	229	
5.1 Number of multi-stakeholder groups and learning mechanisms formed and regularly gathering	48	26	37	21	17	13	162	
5.2 Number of planning, monitoring, learning, data collection and analysis systems set up, implemented and / or strengthened	7	6	17	12	15	6	63	
5.3 Number of field studies, surveys and other research conducted	137	40	133	80	150	29	569	
5.4 Number of regional cooperation initiatives created, launched or supported	21	12	9	14	15	12	83	
6.1 Number of pandemic-related supplies provided for COVID-19 response	0	0	117,862	45,185	9,580	0	172,627	
6.2 Number of people directly benefiting from COVID-19 activities	0	0	28,961	39,912	4,708	0	73,581	
6.3 Number of entities benefiting from COVID-19 activities	0	0	141	43	20	0	204	

¹ Data in this report is not comparable with reports prior to S1 2020 due to the application of methodological changes (more information on this process can be found in the S1 2020 report). However, all MLS data (including historical data) has been adapted to the new methodological notes where possible, and therefore all data included in this table is fully comparable across reporting periods. In some cases, data that could not be changed or adapted was taken out to ensure comparability.

² The sum of S1 and S2 2023 values found throughout the report might differ by one unit from 2023 values due to rounding.

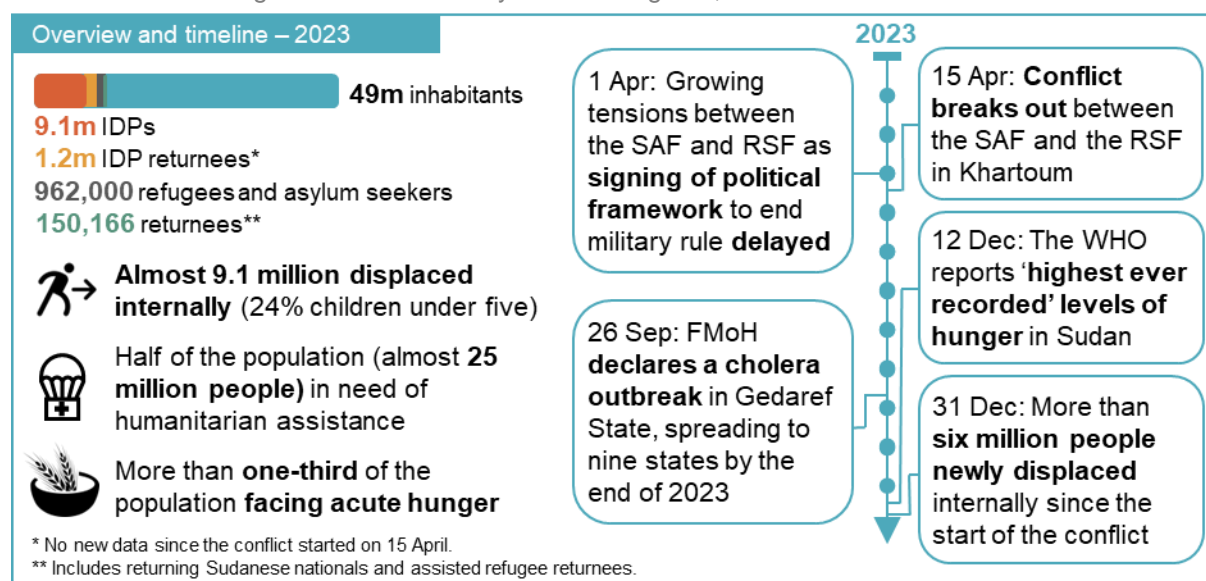
³ The trendlines present the non-cumulative evolution of the quarterly results for each EUTF indicator.

⁴ The indicator review undertaken by the MLS team, as described in the methodology section, led to some re-mappings between several EUTF indicators, including indicators 3.2 and 3.5 (for example, RE-INTEG IOM [Facilitating sustainable return through laying foundations for Somalia in the Horn of Africa project] and CRRF DIRECT Protection and Assistance) as well as indicators 5.2 and 5.3 (for example, Free Movement ILO [Towards free movement of persons and transhumance in the IGAD region – Direct grant to IGAD]). These changes, along with retroactive reporting and data corrections from implementing partners, explain the discrepancies between the numbers reported in this table and those reported in the S1 2023 report. All changes and corrections to MLS data effected in S2 2023 are explained in detail in the annexes.

5.2. SUDAN

5.2.1. SUDAN IN 2023

Figure 20: Sudan – Key facts and figures, as of December 2023¹



By the end of 2023, Sudan hosted the largest internal displacement crisis in the world, with more than nine million IDPs² driven from their homes.³ Before the beginning of the conflict between the SAF and the RSF on 15 April 2023, there were already an estimated 3.8 million IDPs in Sudan following more than two decades of chronic displacement rooted in the Darfur conflict that begun in 2003. The conflict led to a further six million people fleeing their homes while remaining in Sudan, some of whom were already internally displaced and had to flee a second time.⁴ In parallel, around 1.3 million refugees and asylum seekers fled Sudan to neighbouring countries such as the Central African Republic, Chad, Egypt, Ethiopia and South Sudan.⁵

The SAF, the Sudanese military, and the RSF, a paramilitary group, seized power together during the October 2021 military coup d'état, but tensions arose in early 2023 over a security sector reform proposing to integrate the RSF into the national armed forces. These tensions delayed the signing of the December 2022 transition agreement scheduled to take effect on 1 April 2023,⁶ instead triggering a full-scale, country-wide conflict. Throughout 2023, several diplomatic efforts and ceasefire attempts were mediated but all were ultimately unsuccessful.⁷

Although the conflict originated in Khartoum, fighting quickly intensified and expanded to other states and has left one third of the country's population in a state of acute food insecurity and almost 25 million people in need of humanitarian assistance.⁸ Reported developments include killings of civilians in Darfur

¹ Dabanga, 'Sudan timeline October – December 2023: War deepens Sudan's suffering', 19 January 2024; Dabanga, 'Sudan lawyers: 'starvation sieges' in Khartoum violate int'l humanitarian law', 4 October 2023; Dabanga, 'WHO scales up Sudan aid after cholera outbreak', 1 October 2023; IOM DTM, 'DTM Sudan's internally displaced persons 2023 estimates', January 2024; OCHA, 'Sudan – Situation report: 30 April 2024', 2024; Worldometer, 'Sudan population live'. Retrieved on 2 May 2024 at <https://www.worldometers.info/world-population/sudan-population/>; UNHCR, 'EHAGL – Operational update: October – December 2023', 2024.

² The conflict in Sudan complicates the ability to get an accurate number of displacements, and the DTM conducted extensive analysis in Sudan accounting also for secondary displacement to estimate the baseline for the total number of IDPs.

³ IOM DTM, 'DTM Sudan's internally displaced persons 2023 estimates', January 2024.

⁴ Ibid.

⁵ UNHCR, 'Protection brief gender-based violence: Sudan situation', December 2023.

⁶ Al Jazeera, 'Sudan unrest: What are the Rapid Support Forces', 16 April 2023; International Crisis Group, 'A critical window to bolster Sudan's next government', 23 January 2023.

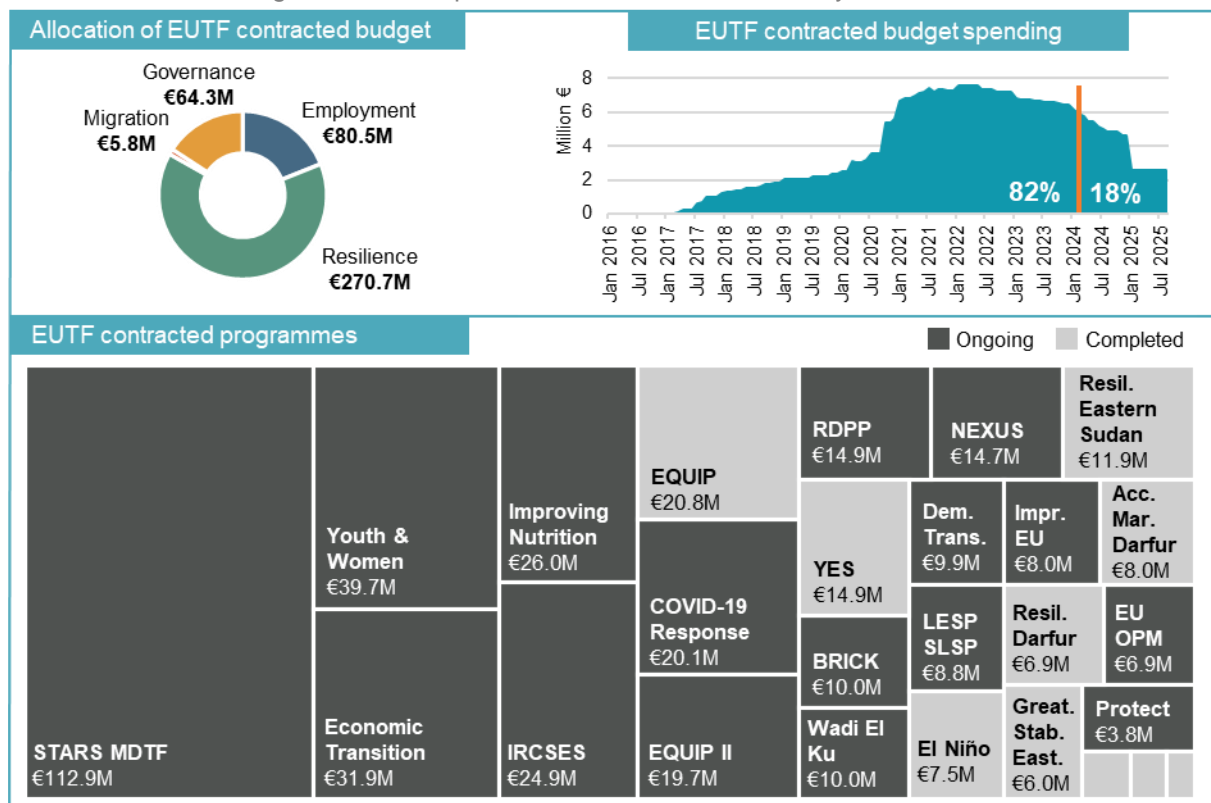
⁷ ACLED, 'Situation update: Sudan – Conflict intensifies following the breakdown of Jeddah talks', 23 June 2023; Dabanga, 'Sudan timeline October – December 2023: War deepens Sudan's suffering', 19 January 2024

⁸ OCHA, 'Sudan situation report: 30 April 2024', April 2024.

Region and other regions, as well as intense food shortages. These conditions are exacerbated by limited humanitarian access: Sudan ranks as having extreme access constraints with the maximum score of five out of five according to the Humanitarian Access Index, alongside only five other countries worldwide.¹

5.2.2. THE EUTF IN SUDAN

Figure 21: EUTF portfolio in Sudan, as of February 2024^{2,3,4,5}



Since 2020, Sudan has constituted the largest portfolio of contracted EUTF funding in the HoA, with €442M as of February 2024. This amount is distributed across a total of 49 projects, including 24 in implementation, and 25 that are completed.⁶ As the Sudanese government did not sign the 2005 and 2010 revisions of the Cotonou Agreement, most EU funding to Sudan is channelled through the EUTF.⁷ The Sudan country portfolio has the highest portion (18%) of contracted budget that remains unspent,⁸ largely on account of delays faced by several projects due to the 2021 coup and 2023 conflict. The majority (61%) of funding allocated to Sudan is dedicated to resilience-building interventions (SO2) in Sudan, followed by improving economic and employment opportunities (SO1, 18%), governance, security and conflict prevention (SO4, 15%) and strengthening migration management (SO3, 1%).⁹ The

¹ ACAPS, 'December 2023: Humanitarian access: A snapshot of the most challenging contexts.' Retrieved 2 May at <https://www.acaps.org/en/thematics/all-topics/humanitarian-access>.

² EUTF funding data is valid as of February 2024, refers only to contracted (not committed) and operational projects, and has been rounded to the nearest €0.1M. Possible discrepancies between cumulative programme budgets and the total country budget are due to rounding.

³ The programmes not labelled in the 'EUTF contracted programmes' chart are: Social Protection System in Sudan ILO (€1.8M, completed), Technical Cooperation Facility for Sudan (€1.3M, completed), and S3M (€1.0M, completed).

⁴ Calculations for the spending chart assume that projects evenly distribute budget spending across years of implementation.

⁵ An additional €21M allocated to cross-cutting issues are not represented in the EUTF contracted budget visual.

⁶ 'Completed' projects refer to projects whose contracts have ended.

⁷ However, civil society-, democracy- and human rights-related programmes are funded separately from the EUTF.

⁸ This is an estimate based on the assumption that projects evenly distribute budget spending across years of implementation.

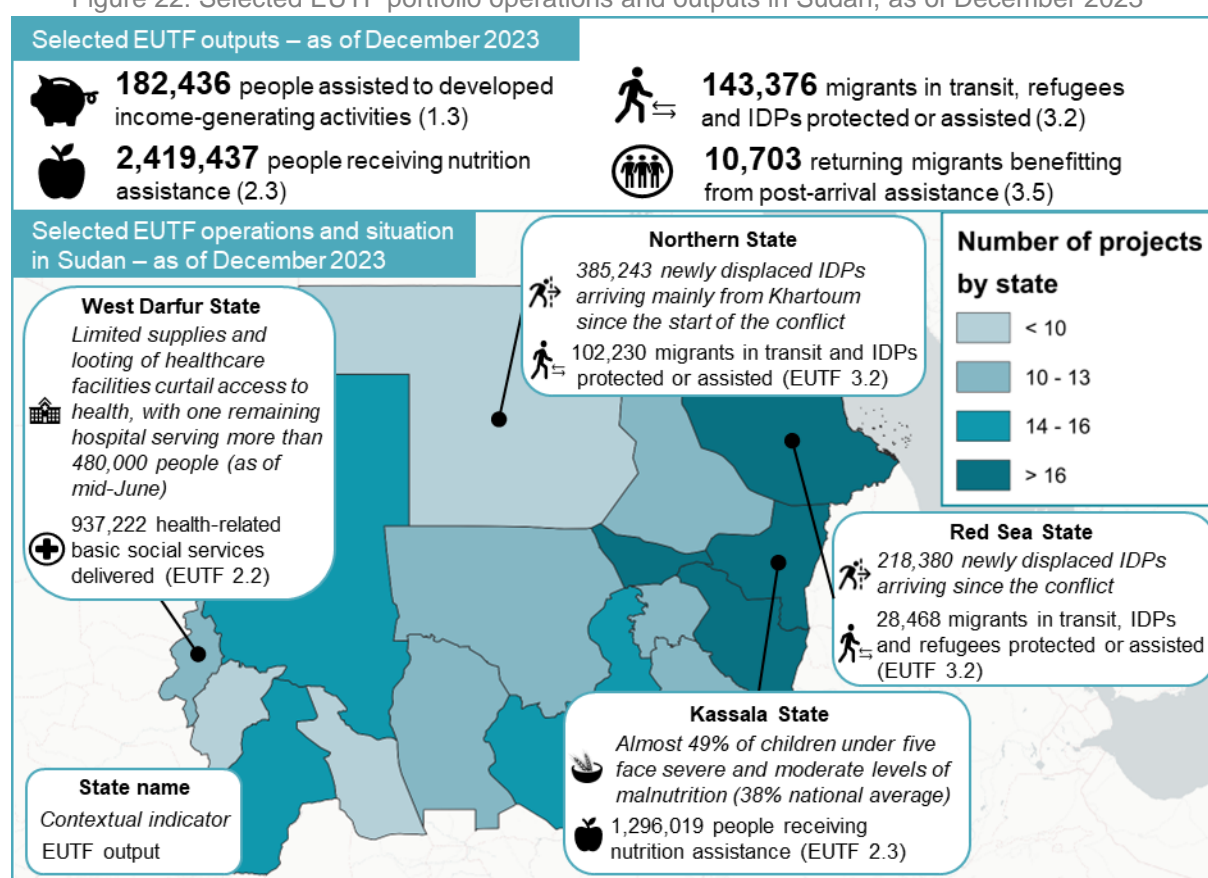
⁹ The remaining 5% (€21M) is allocated to cross-cutting issues.

EUTF also sought to back Sudan’s political and economic transition, but its efforts have been stalled by the 2021 coup and the 2023 conflict.

The EUTF’s strategy in Sudan focuses on promoting food security and nutrition (through WFP’s Improving Nutrition project, the Sudan Transition and Recovery Support multi-donor trust fund [STARS MDTF] and other interventions), education (mainly through IRCSES, the two phases of the EQUIP programme, and BRICK UNICEF¹), and health (including through the COVID-19 Response and NEXUS programmes). Within this scope, particular emphasis is placed on responding to the needs of the country’s large, displaced population (mainly through the PROTECT programme). Economic and employment interventions (SO1) are currently mainly implemented through the Youth & Women programme.

Despite the conflict, most projects were able to report S2 2023 data, although country-wide internet blackouts at the start of 2023 hindered the ability of some IPs to verify and collect data from all implementation areas (e.g. EQUIP 2 SC was unable to collect data from South Kordofan).

Figure 22: Selected EUTF portfolio operations and outputs in Sudan, as of December 2023²



Response to the conflict in Sudan

The first three months of the ongoing conflict saw the number of new displacements surpass the collective number of people internally displaced over the preceding ten years.³ An estimated 3.7 million individuals from Khartoum State, the epicentre of the conflict, were newly displaced in 2023. The conflict quickly spread to other areas, including the Northern, Darfur and Kordofan regions⁴ and most recently to Al Jazirah State in December 2023, which led to the displacement of hundreds of thousands of

¹ Humanitarian Development Nexus: Building resilient communities in West Kordofan UNICEF project.

² Acaps, 'Thematic report: Displacement figures for West Darfur State', 18 July 2023; IOM DTM, 'DTM Sudan's internally displaced persons 2023 estimates', January 2024; UNICEF, 'Sudan – Highlights', 30 January 2024.

³ iDMC, 'In Sudan, 10 years of displacements in 10 weeks', 10 July 2023.

⁴ IOM DTM, 'DTM Sudan's internally displaced persons 2023 estimates', January 2024.

people.¹ The country's displacement crisis is exacerbating pressure on basic population needs including food and medical supplies.²

In response to the displacement crisis unfolding over the course of 2023, the PROTECT project (implemented by the Danish Red Cross and the Sudanese Red Crescent Society) reoriented its activities to offer direct support to migrants, refugees and IDPs in Sudan. (Its original objective was to support and protect returnees and migrants in transit in vulnerable positions travelling along the Northern migration route). The project's ambitious response meant that some of the largest annual outputs to date were reported on the number of migrants in transit, refugees and IDPs protected or assisted (EUTF indicator 3.2) and the number of returning migrants benefitting from post-arrival assistance (EUTF indicator 3.5). The 2023 outputs against both indicators represented 89% and 66%, respectively, of the total results reported to date in Sudan.

In 2023, 127,985 migrants in transit, refugees and IDPs were assisted or protected in Sudan (EUTF indicator 3.2), of whom 24,924 were reached in S2 2023. The 2023 result is solely attributable to the PROTECT project. In S2 2023, the project assisted 21,338 IDPs and 3,670 migrants in transit with various types of support and services (including humanitarian and psychosocial support as well as food and non-food items such as clothes, blankets and dignity kits) and sixteen unaccompanied minors with age-appropriate support and safe referrals. The beneficiaries were reached in Northern (58%), Red Sea (35%) and River Nile (7%) States through an activation of emergency and protection services. In S2 2023, children under the age of eighteen constituted at least³ 33% of the individuals assisted and have accounted for at least⁴ 21% of beneficiaries to date.

The PROTECT project also supported 7,035 Sudanese returnees with post-arrival assistance (EUTF indicator 3.5) throughout 2023, bringing the total number of migrants benefitting from post-arrival assistance to 10,703. More than half of the benefitting returnees reported to date were reached in the second half of 2023, with 5,760 returnees receiving food and non-food items in Northern State. In 2023, the PROTECT project also extended its protection assistance to host communities in IDP-hosting areas and reached 22,448 individuals with healthcare services, health insurance services and referrals to specialised healthcare (EUTF indicator 2.2), including 16,245 host community members (49%), IDPs (42%), migrants in transit (7%) and refugees (2%) in S2 2023.

Khartoum State remains highly inaccessible to humanitarian partners due to the ongoing violence, and as such, several EUTF projects either discontinued implementation or reoriented their activities to other areas in 2023. Meanwhile, COVID-19 Response Sudan WHO⁵ contracted a national NGO to undertake activities in Khartoum and was the only EUTF project that reported outputs in the Khartoum state in S2 2023. Through the national NGO, COVID-19 Response Sudan WHO was able to reactivate the Emergency Operating Centre in Khartoum State, resulting in the activation of eight sub-national multi-sectoral health sector coordination committees in Khartoum, in addition to one in the River Nile State (EUTF indicator 5.1). The national NGO also supported the reactivation of Khartoum's surveillance system to enable the remaining functioning health facilities in the state to provide reports on and detect disease outbreaks such as COVID-19 and cholera (EUTF indicator 6.3).

Throughout 2023, various sources reporting on the conflict testified to alarming rates of conflict-related violence against women and girls, including risks of abduction and sexual violence while in temporary shelters, at border crossings or while fleeing.⁶ The number of people in need of sexual and gender-based violence services (SGBV) in Sudan increased from an estimated one million before the conflict

¹ FEWS NET, 'Sudan – Expanding conflict and displacement drive even higher needs during the harvest', December 2023.

² IOM DTM, 'DTM Sudan's internally displaced persons 2023 estimates', January 2024.

³ The age group of 2% of beneficiaries is unspecified.

⁴ The age group of 15% of beneficiaries is unspecified.

⁵ Humanitarian Development Nexus: Strengthening preparedness and response of the health system addressing the COVID-19 pandemic in Sudan project.

⁶ International Planned Parenthood Federation, 'Demand for sexual and gender-based violence support quadruples amid Sudan's ongoing conflict', 29 January 2024.

to 4.2 million people by October and is expected to reach 6.9 million in 2024.¹ Although not a specific response to the reported increase in GBV resulting from the conflict, the Youth & Women WE-RISE AICS project supported several social media campaigns to promote the rights of girls and advocacy campaigns on gender discrimination, reaching 453 individuals in S2 2023 (EUTF indicator 2.7).

Improving economic opportunities and livelihoods

The conflict has led to looting of public and private property (such as assets and food stocks), damage and destruction of critical infrastructure, and disruptions to trade flows, markets, basic services and the delivery of humanitarian aid. As clashes spread into Sudan's central and eastern regions – areas that are critical to the country's agricultural production – food production and availability has become increasingly challenging amid overall rising costs of living across the country.² In 2023, several activities were undertaken by EUTF projects to improve livelihoods and food security through activities aiming to support income generation and economic opportunities.

To date, 182,436 people have been assisted to develop IGAs (EUTF indicator 1.3), of which the highest annual output to date (44,348 people, or 24% of the total result) was reported in 2023. While the majority (82%) were reached in Q1 2023 prior to the conflict, IGA support picked up again in the second half of 2023 and 7,093 people were assisted through the Youth & Women WE-RISE AICS project implemented together with UN Women (97%) and the Acacia – Arabic Gum Value Chain in Sudan – Support (3%) projects. The two projects aim to strengthen women's entrepreneurial capacity for productivity, income and gender inequality and Sudan's Arabic gum sector, respectively. In S2 2023, Youth & Women WE-RISE AICS assisted 6,913 members of saving groups and economic cooperatives, as well as women farmers in financial trainings, business management and other topics in Kassala (49%), Red Sea (38%) and Al Qadarif (12%)³ States. Youth & Women WE-RISE AICS additionally supported 300 formal enterprises that had been relocated from the conflict-affected Khartoum State to some of Sudan's eastern states, while another fourteen MSMEs were supported by the Acacia project in S2 2023 (EUTF indicator 1.2). The S2 2023 result accounts for more than half (52%) of the 604 MSMEs supported to date in Sudan.

Improving food security for vulnerable households and communities

Since the outbreak of the conflict, the number of people in need of humanitarian aid has increased from 15.8 to 25 million people, representing more than half of the country's population.⁴ Security threats, roadblocks and protection concerns have limited data collection on food insecurity trends in different parts of Sudan. However, IPC projections for October 2023 – February 2024 estimated that 37% of Sudan's population, or around 17.7 million people, would face high levels of acute food insecurity (IPC Phase 3 or above), of whom 4.9 million people (or approximately 10% of the country's population) are in IPC Phase 4 (Emergency).⁵ The conflict has greatly exacerbated nutrition challenges and Sudan now ranks as one of the four countries in the world with the highest prevalence of global acute malnutrition (GAM). An estimated 13.6% of Sudanese children aged between 6 and 59 months are considered to have SAM or MAM.⁶ In 2023, several activities were undertaken by EUTF projects to improve food security through agricultural trainings and nutrition-related interventions.

More than half (58%, or 596,770 people) of the 1,026,066 people receiving food security-related assistance to date in Sudan were reached in 2023 (EUTF indicator 2.4), of whom virtually all (99%) were reported in S1 2023. In 2023, the majority (514,073 people) were reached through the Sudan Safety Emergency Nets project (implemented by WFP and managed by the World Bank) through the

¹ OCHA, 'Sudan cluster status: Gender-based violence (GBV) sub-cluster response (April – 15 October 2023)', 6 December 2023.

² FEWS NET, 'Sudan – Expanding conflict and displacement drive even higher needs during the harvest', December 2023.

³ The location for the remaining 1% are unspecified.

⁴ International Rescue Committee, 'Crisis in Sudan: What is happening and how to help', 17 April 2024.

⁵ IPC, 'Sudan – IPC alert: A conflict surge threatens millions to slide into worst levels of acute food insecurity and malnutrition', 29 March 2024.

⁶ Humanitarian action, 'Sudan – 2024: 3.6 Nutrition', 21 December 2023.

EUTF's contribution to the Sudan Transition and Recovery Support multi-donor trust fund (STARS MDTF). In S2 2023, 6,780 people were assisted with food security-related assistance, mainly through Wadi El Ku UNEP¹ (97%), which assisted 6,610 farmers (of whom 65% were women) with improved access to water for agricultural purposes in North Darfur State.

As Sudan constitutes the largest portion of EUTF funding in the HoA and most of its funding is allocated to resilience-related interventions, Sudan has reliably accounted for some of the largest resilience-related outputs compared to the other country portfolios. Namely, 2023 represented the largest annual number of people receiving nutrition assistance to date (EUTF indicator 2.3). In fact, in 2023 Sudan accounted for 82% of all nutrition-related beneficiaries reached through the EUTF portfolio in the HoA. In 2023, EUTF projects in Sudan reached 21% (or 500,337) of the 2,419,437 nutrition assistance beneficiaries reported to date in Sudan. This includes 70,322 beneficiaries (of whom 86% were children under the age of five) reported in S2 2023, all of whom are attributable to Improving Nutrition WFP, which aims to improve the nutritional and food security status of women and children in Al Qadarif, Kassala and Red Sea States. The project assisted 60,292 children under the age of five through interventions such as micronutrient powders and MAM treatments and another 9,933 pregnant and lactating women through MAM treatments and 97 community volunteers with food-based interventions, all in Kassala and Al Qadarif States.

Other types of nutrition support include 73,382 host community members and IDPs in North and South Darfur sensitised on nutrition (EUTF indicator 2.7) in S2 2023 – all through HealthPro AICS,² which aims to improve nutrition knowledge among targeted communities and to strengthen the quality of, and access to, basic health and nutrition services. HealthPro AICS's nutrition campaigns represented 45% of all 163,150 people reached by sensitisation campaigns on resilience-building practices and basic rights in Sudan in S2 2023. To date, 3,907,408 people have been reached by awareness raising and sensitisation campaigns in Sudan, mostly on agriculture (48%) and nutrition (29%).

Other projects aim to tackle governance challenges around food security. For example, LESP SLSP IGAD seeks to support livestock trade and export by promoting appropriate animal disease surveillance and control in southeastern Sudan, and Greater Stability East SD FAO³ aims to strengthen food security information systems. In S2 2023, the two projects supported or developed 20 frameworks on agriculture, veterinary support and nutrition (EUTF indicator 4.6), bringing the total to 64 agricultural and nutrition-related frameworks to date. LESP SLSP IFAD developed sixteen state action plans for eight states across Sudan on epidemic surveillance and transboundary control, while Greater Stability East SD FAO reviewed two Food Security and Nutrition Strategies and two supporting State Action Plans for Sennar and White Nile States. Agriculture and nutrition represent the main topics (46%) of the 138 frameworks developed in total in Sudan.

Improving access to basic services in the education and health sectors

The conflict has also led to severe constraints for the healthcare and education systems in Sudan. Near the end of 2023, more than 70% of health facilities in conflict-affected areas were reportedly not functioning and two-thirds of the Sudanese population lacked access to healthcare.⁴ EUTF projects in Sudan continued to implement key activities related to healthcare and education throughout the year. In 2023, 253,685 basic social services (87,788 in S2 2023) were delivered (78% health-related and 19% education-related), bringing the total number of basic social services delivered in Sudan to 2,758,675 to date, with Sudan accounting for 30% of all basic social services delivered in the HoA.

Health-related services represented the vast majority (98%) of the 87,788 basic social services delivered in S2 2023, as HealthPro AICS (81%) and the PROTECT project (19%) delivered 86,403

¹ Wadi El Ku catchment management project UNEP (Phase 2) project.

² Humanitarian Development Peace Nexus: Strengthening a decentralised health system for protracted displaced populations in North and South Darfur AICS project.

³ Greater stability in Eastern Sudan through better and more informed decision-making in food security project.

⁴ OCHA on behalf of Sudan's humanitarian country team and partners, 'Humanitarian needs and response plan: Sudan', December 2023.

health-related basic social services. HealthPro AICS delivered 67,113 basic services to improve access to primary healthcare through outpatient services, vaccinated 1,647 children under five and provided 1,439 women with emergency obstetric services in North Darfur (80%) and South Darfur (20%) States. The other component under the HealthPro programme (implemented by GOAL) improved access to health for another 18,030 people in North Darfur by ensuring that the National Medical Supplies Fund had consistent access to a pipeline of medical drugs and supplies to target health facilities (EUTF indicator 2.9), representing virtually all (98%) of the 18,330 people with improved access to services in S2 2023. The HealthPro GOAL project seeks to strengthen several health-related institutions in Sudan to ensure consistent access to health services by expanding access to medical drugs and supplies, insurance coverage and capacity building of staff leading decentralised health systems in North Darfur State. To date, 7,764,869 people have benefitted from improved access to services in Sudan, representing 49% of all people reached with improved access to basic social services through the EUTF in the HoA.

Access to education has also been severely curtailed, with schools being closed across the country and children at risk of recruitment into armed groups. Among displaced communities, nine out of ten households reported that there were no education services available in their areas of temporary settlement.¹ Besides the millions of children who were already out of school before the conflict, OCHA estimates that the conflict has deprived twelve million additional children of schooling, such that the total number of out-of-school children in Sudan reached nineteen million by the end of 2023.²

In 2023, 49,113 education-related services were delivered (EUTF indicator 2.2), bringing the total number of education-related services delivered to 351,043 to date. Reflecting the immediate impact of the conflict on education-related outputs, the majority (60%) were reported in Q1 2023 before the conflict broke out through IRCSES UNICEF (57%), EQUIP 2 SC (38%) and BRICK UNICEF (5%). Another 1,344 education-related services were delivered to children under eighteen in S2 2023. During the second half of 2023, EQUIP 2 SC delivered tuition and education materials such as learning, teaching, reading and recreational materials to 587 ALP students in non-formal settings and 312 primary and secondary school students, in Blue Nile (69%) and Red Sea (31%) States. The remaining 445 students (64% of whom were boys) were reported in South Kordofan and benefitted from remedial learning programmes aimed at addressing learning losses resulting from school closures on account of the COVID-19 pandemic through the IRCSES UNICEF project, which aims to integrate refugees into Sudan's education system.

Other education-related support in 2023 included the capacity building of 4,197 education-related staff, including 2,738 service providers, staff and community actors through the EQUIP 2 SC (880 staff), EQUIP 2 SOFRECO (698), IRCSES UNICEF (743), EQUIP 2 EF³ (237) and BRICK UNICEF (180) in the first half of 2023, to improve the delivery of education services (EUTF indicator 2.8). Meanwhile in S2 2023, 1,459 service providers, staff and community actors were trained in five states across the country, representing 8% of the 18,632 education-staff trained to date in Sudan. The education-related capacity building outputs in S2 2023 can be attributed to three projects: EQUIP 2 SOFRECO (48%), EQUIP 2 SC (41%) and BRICK UNICEF (11%). EQUIP 2 SOFRECO provided short capacity building trainings to 700 staff members from the National Teacher Training Centre and other institutions across eight states. The project aims to improve the national education system through improved governance and coordination of federal- and state-level activities for the Ministry of Education and other relevant institutions. For the remaining S2 2023 output, EQUIP 2 SC trained 597 headmasters and teachers in Red Sea State⁴ on literacy boost methodologies and child-centred and inclusive teaching methods, and BRICK UNICEF trained 162 teachers, ALP facilitators and preschool teachers on the delivery of child-friendly services in West Kordofan.

¹ OCHA, 'Humanitarian needs and response plan: Sudan', December 2023

² OCHA, 'Sudan: Eight months of conflict – Key facts and figures (15 December 2023)', 15 December 2023.

³ EU support for basic schoolteachers' qualification in Sudan project.

⁴ Due to widespread internet issues in Sudan at the time of collecting data for the S2 2023 period, the IP was unable to collect data from colleagues based in South Kordofan.

5.2.3. SUDAN AND THE EUTF COMMON OUTPUT INDICATORS

The following table presents an overview of the results achieved so far by the EUTF portfolio in Sudan.

Table 5: EUTF common output indicators for Sudan, as of December 2023^{1,2,3,4}

EUTF Indicator	2016-2018	2019	2020	2021	2022	2023	Total	Trend
1.1 Number of direct jobs created or supported	3,181	3,580	2,299	6,338	5,356	1,793	22,547	
1.2 Number of MSMEs created or supported	56	104	5	23	74	342	604	
1.3 Number of people assisted to develop income-generating activities	23,572	11,549	28,302	34,864	39,802	44,348	182,436	
1.4 Number of people benefitting from professional trainings (TVET) and/or skills development	172	416	303	981	3,135	1,341	6,348	
2.1 Number of local development plans directly supported	0	0	0	2	0	5	7	
2.1 bis Number of social infrastructure built or rehabilitated	71	87	548	1,177	1,064	260	3,207	
2.2 Number of basic social services delivered	202,146	536,809	373,871	1,012,928	379,235	253,685	2,758,675	
2.3 Number of people receiving nutrition assistance	724,357	167,046	263,583	349,895	414,219	500,337	2,419,437	
2.4 Number of people receiving food security-related assistance	53,354	47,127	29,443	45,019	254,354	596,770	1,026,066	
2.5 Number of institutions that adopt local disaster risk reduction strategies	0	0	0	5	53	21	79	
2.6 Hectares of agricultural and pastoral ecosystems where sustainable management practices have been introduced with EU support	7,121	1,289	3,371	2,086	32,439	50	46,356	
2.7 Number of people reached by sensitisation campaigns on resilience-building practices and basic rights	59,874	218,538	590,614	656,268	2,048,410	333,704	3,907,408	
2.8 Number of staff from local authorities and basic service providers benefitting from capacity building to strengthen service delivery	1,575	13,093	9,396	12,476	9,694	6,348	52,581	
2.9 Number of people having improved access to basic services	427,396	137,933	90,511	4,865,732	2,149,010	94,287	7,764,869	
3.2 Number of migrants in transit, refugees/asylum seekers and IDPs protected and/or assisted	5,236	2,214	2,613	2,611	2,717	127,985	143,376	
3.5 Number of returning migrants benefitting from post-arrival assistance	0	0	0	1,038	2,630	7,035	10,703	
3.6 Number of institutions strengthened on migration management	4	2	1	0	0	0	7	
3.7 Number of individuals trained on migration management	115	2	5	0	0	0	122	
4.1 bis Number of equipment provided to strengthen governance	0	0	360	1,770	0	0	2,130	
4.2 Number of staff trained on governance, conflict prevention and human rights	0	347	87	303	525	78	1,340	
4.3 Number of people participating in conflict prevention and human rights activities	74	0	0	278	26	0	378	
4.6 Number of strategies, laws, policies and plans developed and / or directly supported	1	22	10	16	19	70	138	
5.1 Number of multi-stakeholder groups and learning mechanisms formed and regularly gathering	90	167	5	195	180	57	694	
5.2 Number of planning, monitoring, learning, data collection and analysis systems set up, implemented and / or strengthened	11	14	22	24	58	19	148	
5.3 Number of field studies, surveys and other research conducted	15	16	34	15	5	8	93	
6.1 Number of pandemic-related supplies provided for COVID-19 response	0	0	7,526	13,977	8,772	30	30,305	
6.2 Number of people directly benefitting from COVID-19 activities	0	0	2,102	0	0	0	2,102	
6.3 Number of entities benefitting from COVID-19 activities	0	0	168	1,427	2	1	1,598	

¹ Data in this report is not comparable with reports prior to S1 2020 due to the application of methodological changes (more information on this process can be found in the S1 2020 report). However, all MLS data (including historical data) has been adapted to the new methodological notes where possible, and therefore all data included in this table is fully comparable across reporting periods. In some cases, data that could not be changed or adapted was taken out to ensure comparability.

² The sum of S1 and S2 2023 values found throughout the report might differ by one unit from 2023 values due to rounding.

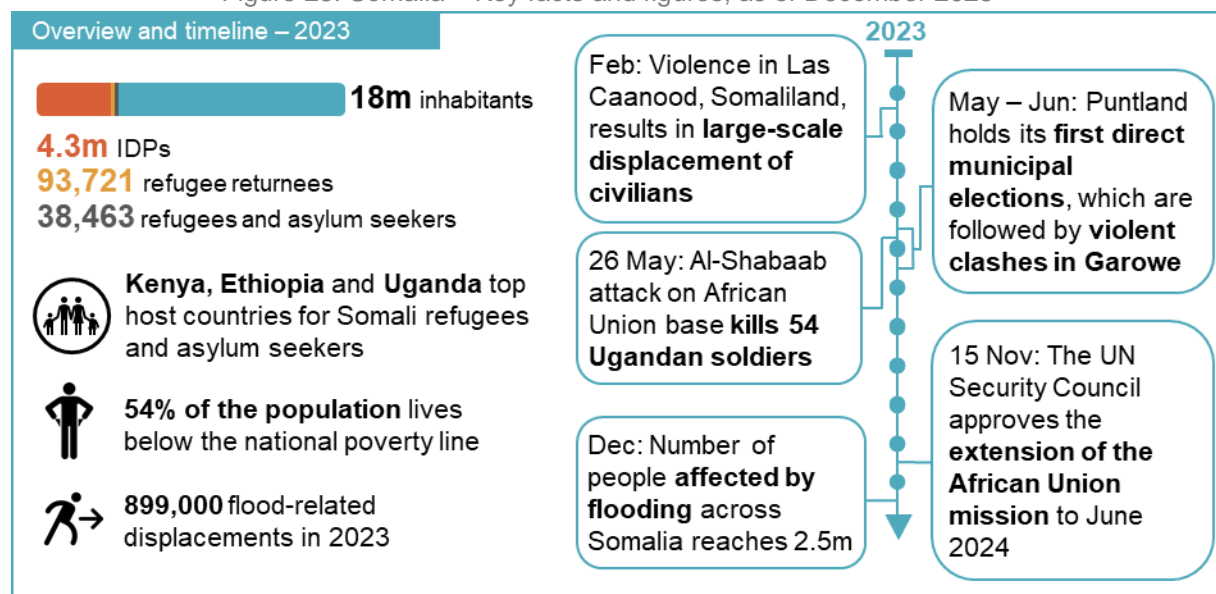
³ The trendlines present the non-cumulative evolution of the quarterly results for each EUTF indicator.

⁴ The indicator review undertaken by the MLS team, as described in the methodology section, led to some re-mappings between several EUTF indicators, including indicators 2.2 and 2.9 (for example, EQUIP QLEAR SC [EQUIP - Quality learning environment for access and retention project] and BRICK UNICEF) as well as indicators 5.2 and 5.3 (for example, Greater Stability East SD FAO). These changes, along with retroactive reporting and data corrections from implementing partners, explain the discrepancies between the numbers reported in this table and those reported in the S1 2023 report. All changes and corrections to MLS data effected in S2 2023 are explained in detail in the annexes.

5.3. SOMALIA

5.3.1. SOMALIA IN 2023

Figure 23: Somalia – Key facts and figures, as of December 2023¹



Following the establishment of a new federal government in Somalia in August 2022, an offensive against Al-Shabaab was launched with the support of various clan militias and local power brokers, resulting in notable successes for the government.² However, the government had to stall the second phase of the counter-insurgency offensive due to political disputes, allowing Al-Shabaab to regain some of its lost territories. Eventually, the second phase of the offensive was launched in August 2023, but the Somali government has been struggling to maintain the support of clan militias, resulting in a challenging second phase of the offensive.³ Meanwhile, the mandate of the African Union Transition Mission in Somalia (ATMIS)⁴ was set to expire at the end of 2023.⁵ However, in response to concerns that the withdrawal of troops could have negative consequences for the Somali population,⁶ in November the United Nations (UN) Security Council approved the extension of ATMIS through the end of June 2024.⁷

Besides these political developments, following five consecutive failed rainy seasons Somalia experienced above-average rainfall during its two rainy seasons in 2023, which resulted in flooding in many areas across the country. As of December 2023, around 2.5 million people were affected by the floods, including 899,000 people who were displaced from their homes.⁸ The flooding also led to loss of farmland, damage to properties and vital infrastructure, and increased vulnerabilities for women and

¹ UNFPA, 'World Population Prospects: 2022 Revision'. Retrieved on 14 March 2024 at <https://www.unfpa.org/data/world-population/SO>; CCCM Cluster Somalia, 'List of IDP sites in Somalia – Q2 2023, Operational Data Portal, 'Somalia', Retrieved on 14 March 2024 at https://data.unhcr.org/en/situations/cccm_somalia; UNHCR, 'Somalia refugee crisis explained', 17 July 2023; Somalia National Bureau of Statistics, 'Somalia Poverty Report', 30 August 2023; OCHA, 'Eastern Africa – El Niño Impact snapshot', 14 December 2023; UNHCR, 'Operational update - EHAGL (April - June 2023)', 11 August 2023; ACLED, 'Somalia: Political crisis deepens amid transition to direct elections', 28 July 2023; Reuters, 'Uganda says 54 soldiers killed by Al-Shabaab in Somalia', 4 June 2023; United Nations Security Council, Resolution 2710 (2023), Adopted by the Security Council at its 9477th meeting, 15 November 2023.

² ACLED, 'Situation update October 2023. Somalia: Al-Shabaab strikes back at local administrators', 20 October 2023.

³ ACLED, 'Somalia: The government and Al-Shabaab vie for the support of clan militias', 15 September 2023.

⁴ On 1 April 2022, ATMIS replaced the African Union Mission in Somalia (AMISOM), which was set up in 2007 to build lasting peace and stability in Somalia. ATMIS focuses on the transition of security responsibilities to the government of Somalia and the drawdown of peacekeeping operations from the country. See also UN Security Council Resolution 2628 (2022).

⁵ ACLED, 'Somalia: Political turmoil threatens the fight Against Al-Shabaab - Situation update | June 2023', 30 June 2023.

⁶ African Union Peace and Security Council, Communique PSC/PR/COMM.1177, 1177th meeting, 30 September 2023.

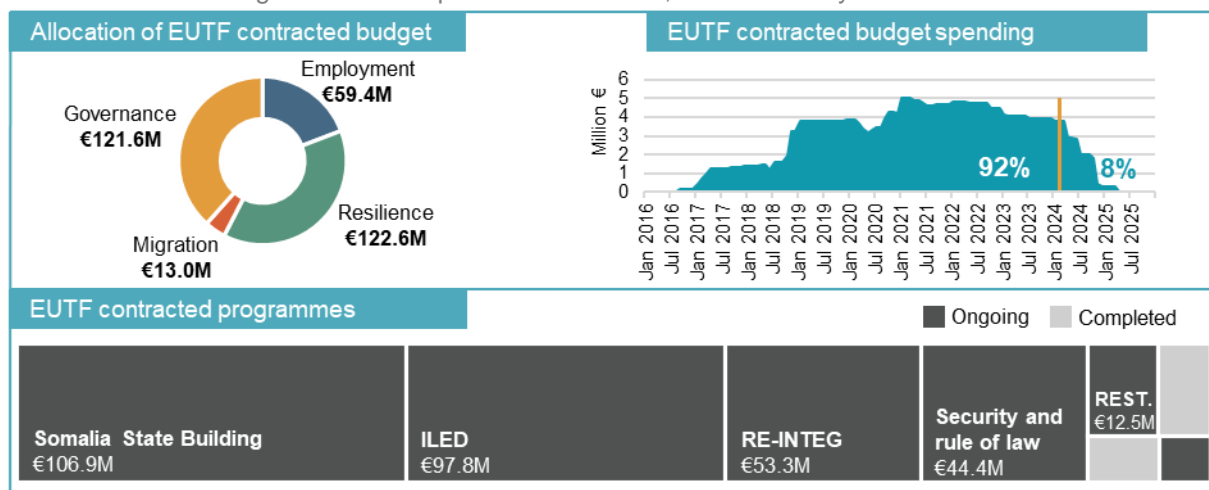
⁷ UN Security Council, Resolution 2710 (2023), Adopted by the Security Council at its 9477th meeting, 15 November 2023.

⁸ OCHA, 'Eastern Africa – El Niño Impact snapshot', 14 December 2023.

girls on account of greater economic hardship, an increased risk of GBV, and a lack of access to safe spaces.¹

5.3.2. THE EUTF IN SOMALIA

Figure 24: EUTF portfolio in Somalia, as of February 2024^{2,3,4,5}



18% of the EUTF budget in the Horn of Africa has been contracted to 44 projects in Somalia (including nineteen in implementation and 25 that are completed),⁶ for a total of €319M. The largest part of the funding (38% each) is allocated to strengthening resilience (SO2) and governance, security, and conflict prevention activities (SO4). The SO2 funding consists mainly of activities related to education, health, housing, legal assistance and protection implemented by the (mostly completed) RE-INTEG programme and the provision of regular unconditional cash assistance by the ILED SAGAL CW project. The SO4 funding mainly comprises conflict mitigation efforts and support to the security sector (notably through the Security and Rule of Law programme) as well as institutional support and capacity building activities (mostly through the Somalia State and Resilience Building Contract). A further 19% is allocated to improving economic and employment opportunities (SO1), mainly through the ILED programme. Lastly, the remaining 4% of funding is dedicated to activities related to migration management (SO3).⁷

¹ UNFPA, 'Somalia: 2023 Deyr rainy season situation report #2', 31 December 2023.

² EUTF funding data is valid as of February 2024, refers only to contracted (not committed) and operational projects, and has been rounded to the nearest €0.1M. Possible discrepancies between cumulative programme budgets and the total country budget are due to rounding.

³ An additional €1.9M allocated to cross-cutting issues are not represented in the EUTF contracted budget visual.

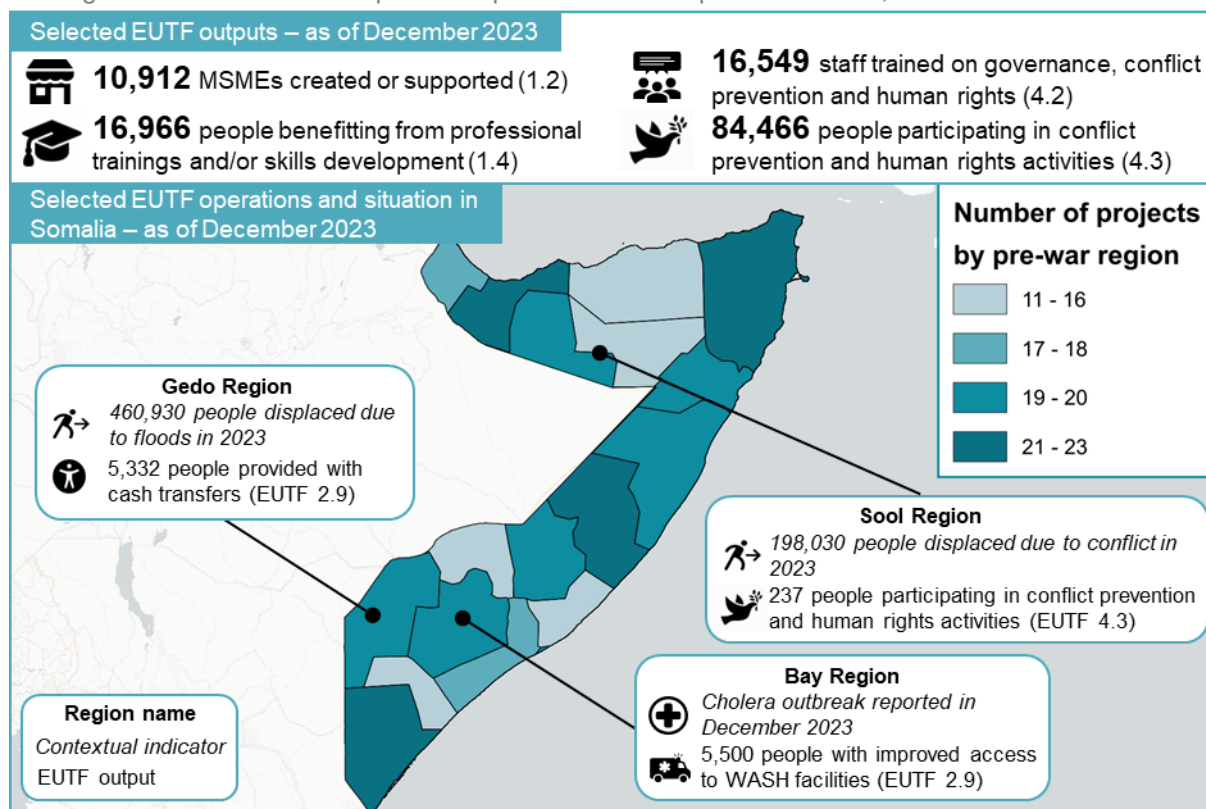
⁴ The programmes not labelled in the 'EUTF contracted programmes' chart are: RESTORE 2 (€9.9M, completed), Air Ops Somalia (€8M, completed) and Promoting a culture of tolerance and dialogue (€4.9M).

⁵ Calculations for the spending chart assume that projects evenly distribute spending across years of implementation.

⁶ 'Completed' projects refer to projects whose contracts have ended.

⁷ The remaining 1% is allocated to cross-cutting issues.

Figure 25: Selected EUTF portfolio operations and outputs in Somalia, as of December 2023¹



Economy and employment

As of December 2023, Somalia reached the Heavily Indebted Poor Countries (HIPC) Initiative Completion Point. This means that Somalia will receive debt service savings of USD 4.5B and access to additional financial resources to help strengthen its economy, promote job creation and reduce poverty.² Currently, around 54% of the population lives below the national poverty line of USD 2.06 per person per day.³

In 2023, EUTF-funded projects achieved significant results through their economic and employment-related activities in Somalia. EUTF-funded projects created or supported 4,321 MSMEs in 2023, out of 10,912 MSMEs reported to date (EUTF indicator 1.2). As such, the 2023 result accounts for 40% of the overall output, representing the second highest annual output so far (after 48% in 2022). The types of MSMEs supported in 2023 are almost equally distributed among the wholesale and retail trade sector (49%) and the agriculture, fishery and livestock production or processing sector (46%). In S2 2023, 1,661 MSMEs were supported, mostly thanks to the ILED FIG AECF project (which provided loans to 1,591 MSMEs in the trade, agricultural, livestock and fisheries sectors). EUTF-funded projects also created or supported 519 jobs in 2023 (EUTF indicator 1.1), contributing to 10,631 jobs reported to date. 46% (238) of the annual output was reported in S2 2023, mainly thanks to JPP UNOPS, which paid stipends to 176 ‘new’ police officers not previously reported in Jubbada Hoose and Mudug Regions, as part of an ongoing stipend scheme.

The highest annual output to date was reported in 2023, as almost 40% (or 6,662 people) of the 16,966 people benefitting from professional trainings (TVET) and/or skills development so far were reported in 2023 (EUTF indicator 1.4), attributable to the ILED programme. More than half (62%, or 4,058 people)

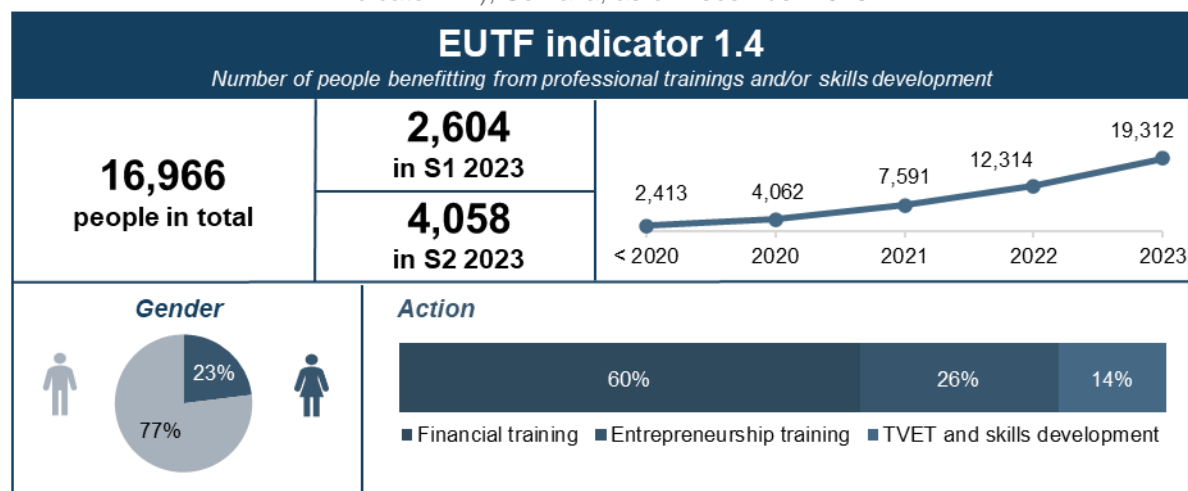
¹ UNHCR, ‘Internal displacements monitored by protection & return monitoring network (PRMN) December 2023’, 15 January 2024; Federal Government of Somalia, ‘e-IDS weekly epidemiological bulletin: Epi-week 52 (25 - 31 Dec 2023)’, 31 December 2023.

² The World Bank, ‘The World Bank in Somalia’, 26 February 2024.

³ Somalia National Bureau of Statistics, ‘Somalia poverty report’, 30 August 2023.

of the 2023 output was reported in S2 2023. During S2, ILED FIG AECF trained 3,340 clients on business management and marketing-related topics, and ILED Youth UNFPA trained 468 youths on entrepreneurship and 250 youths on software skills across ten regions in the country.

Figure 26: Number of people benefitting from professional trainings and/or skills development (EUTF indicator 1.4), Somalia, as of December 2023



Lastly, as of December 2023, a total of 38,490 people were assisted to develop IGAs, including 2,103 people in S2 2023 (EUTF indicator 1.3). As with the results reported against EUTF indicators 1.2 and 1.4, this semester’s result is entirely attributable to the ILED programme. ILED FIG AECF provided 1,691 people with access to finance for IGAs and ILED Youth UNFPA trained 412 youths across nine regions on entrepreneurship, social enterprises, financial literacy and business management, and supported them to participate in software development bootcamps or provided them with financial grants for their businesses or business ideas. In contrast to the S2 2023 output of TVET activities, most of the IGA beneficiaries in S2 2023 were female (60%)¹ and youths (65%).² In parallel to the activities targeting specific beneficiaries, the EUTF is also providing high-level support to Somalia’s economy, mostly through the €92.9M Somalia State and Resilience Building Contract, which reports qualitative information (rather than quantitative output data) to the MLS.

Focus box 3: Somalia State and Resilience Building Contract

As Somalia tries to overcome persistent conflicts, political tensions, deep-rooted grievances, and climate-induced shocks, the country continues to advance its state building agenda. In support of these efforts, the EUTF is funding a **budget support operation: the Somalia State and Resilience Building Contract (SRBC)**.

The SRBC aims to reinforce trust in the Federal Government of Somalia at three levels:

1. with the Federal Member States by strengthening political and policy links through increased and improved intergovernmental fiscal transfers;
2. with international creditors and partners in view of building a strong reform track record for International Financial Institutions arrears clearance and the HIPC decision point;³ and
3. with the Somali population by gradually increasing the role of the Somali authorities in the provision of basic services.

¹ The remaining 40% of the reported beneficiaries were male.

² The remaining 35% of the reported beneficiaries were non-youths.

³ The decision point is the moment when the Executive Boards of the IMF and World Bank decide on a country’s eligibility for debt relief, and the international community commits to reducing debt to a level that is considered sustainable. The decision point allows countries to immediately begin receiving interim relief on its debt service falling due. The second step is the completion point. IMF, ‘Debt Relief Under the Heavily Indebted Poor Countries (HIPC) Initiative’, 23 March 2021.

In addition to the budget support (€82M), the programme also includes a €10M provision for the clearance of Somalia's arrears to the International Monetary Fund (IMF), and an allocation of €14M for complementary measures that include technical assistance to Somalia's Ministry of Finance, Office of the Auditor General¹ and the Financial Governance Committee.²

In 2023, the final budget support disbursement was made under the SRBC. The first disbursement under the SRBC was released in 2018, comprising €18M and constituting about 8% of the budget of the Federal Government of Somalia at the time. The final tranche of €20.5M released in 2023 amounted to around 3% of the budget, which illustrates how the government budget (and with it, the size of the state) has grown over the past few years. Moreover, in December 2023, Somalia reached the HIPC Completion Point, resulting in the permanent write-off of most of its external debt. Reaching the HIPC Completion Point was the result of implementing an important reform agenda, which the SRBC contributed to via the above-described support.

Security, P/CVE and governance

Besides the offensive against Al-Shabaab in central and southern Somalia, important security and governance-related events took place in Somaliland and Puntland in 2023. In February 2023, violence erupted between the Somaliland government's army and Dhulbahante militias in the northern city of Las Caanood,³ resulting in the displacement of around 198,000 people in the Sool region.⁴ In May, the first direct municipal election took place in the semi-autonomous state of Puntland. This was followed by a debate over electoral reform whereby opposition groups accused the regional president of seeking to extend his term and which led to several outbreaks of violence in Puntland's capital, Garowe, in June.⁵ The Puntland government planned to continue its transition to universal suffrage with a direct state presidential election but abandoned this idea in December. The Puntland government decided to hold clan-based elections in January 2024 – a decision that reduced the prospect of conflict.⁶

EUTF-funded projects seek to strengthen human rights and conflict prevention through interventions such as inter- and intra-community dialogues and awareness raising activities. To date, 84,466 people have participated in conflict prevention and human rights activities, including 8,878 people in 2023 (EUTF indicator 4.3). The majority (62%) of this year's output can be attributed to Strength through Tolerance,⁷ implemented by the European Institute of Peace together with Elman Peace Centre and Africa's Voices Foundation, which aims to strengthen the partnership between the government and communities to jointly address factors that can lead to violent extremism. In 2023, the project reached 3,567 people through radio shows on gender and a mini-documentary and reached an additional 1,918 people through their 'Fahan' events and P/CVE platform meetings across several regions. Fahan is a youth-focused event series concept 'anchored in civic education and leverages Somali culture, sports, and creative arts to foster critical thinking, promote youth-led debates, strengthen a positive and tolerant Somali youth identity, counter incorrect interpretations of Islam, and amplify values of inclusion, reconciliation, and gender allyship.'⁸ The remaining 38% of the annual output is attributed to ILED Youth UNFPA, which reached 3,129 'new' people⁹ through radio campaigns in Somaliland and Puntland that aim to enhance civic engagement and social accountability, and which promoted youth participation in

¹ TA Budget Support ASI (T05-EUTF-HOA-SO-59-03).

² The Financial Governance Committee (FGC) was established in early 2014 by mutual agreement between the FGS, donors and International Financial Institutions to provide a forum for dialogue and advice on strategic financial governance issues. The FGC provides advice on macro-critical financial governance issues. Amongst other products, the FGC issues an annual report on Financial Governance known as the Financial Governance Report. The FGC was supported through the Support to the Financial Governance Committee ASI (T05-EUTF-HOA-SO-59-01) contract.

³ UNHCR, 'Operational update - EHAGL (April - June 2023)', 11 August 2023.

⁴ UNHCR, 'Internal displacements monitored by protection & return monitoring network (PRMN)', December 2023.

⁵ ACLED, 'Somalia: Political crisis deepens amid transition to direct elections', 28 July 2023.

⁶ International Crisis Group, 'Lessons from the missed opportunity in Puntland's polls', 12 March 2024.

⁷ Strength through Tolerance reports on annual basis. Therefore, the analysis focuses on annual instead of biannual results.

⁸ Strength through Tolerance, 'Description of Action', June 2020

⁹ This is the estimate of beneficiaries reached for the first time after accounting for double counting. The radio campaigns have previously reached 33,179 beneficiaries.

national debates by engaging with 264 youths in Nugaal and Wogooyi Galbeed Regions through dialogue and debates on their multimedia platforms.

One of the key efforts to strengthen the governance of Somalia's security sector is training government staff, justice officials and members of Somalia's security forces. 408 staff members from governmental institutions, internal security forces and relevant non-state actors were trained on governance, conflict prevention and human rights in 2023, with 16,549 staff members reported to date (EUTF indicator 4.2). 62% (252 staff) of the 2023 output was reported in the second half of the year. ILED Youth UNFPA was responsible for 95% of the semester result and trained 223 youths to enhance the capacity of youth associations in Galguduud, Jubbada Dhexe, Shabeellaha Hoose and Woqooyi Galbeed Regions, and fifteen staff from line ministries and local governments on topics related to gender responsive equitable programming, good governance and youth inclusion.

In parallel to their training efforts and other conflict prevention and human rights activities, EUTF projects supported governance in Somalia through support to infrastructure. To date, EUTF projects in Somalia have supported 35 infrastructures, including ten in 2023, representing the second largest annual output to date (EUTF indicator 4.1). ILED RAAISE FAO is solely responsible for the 2023 output. As described in the SO4 section, the project renovated ten offices in ministries that focus on sustainable fishery management and sustainable livestock management, including seven in S2 2023. Finally, EUTF-funded projects developed or directly supported nineteen laws, policies and plans in 2023, out of 318 reported to date (EUTF indicator 4.6). ILED RAAISE FAO was again the main contributor to the annual output and developed or supported thirteen policies, plans and strategies that aim to support sustainable fisheries management, increase awareness and compliance with livestock quality standards and increase livestock demand. The remaining outputs are attributed to TA Budget Support (which finalised three bills, namely the Targeted Financial Sanction Bill, Extractive Industries Income Tax Bill and Audit Bill) and Strength through Tolerance (which developed three national strategies and action plans on P/CVE and gender).

5.3.3. SOMALIA AND THE EUTF COMMON OUTPUT INDICATORS

The following table presents an overview of the results achieved so far by the EUTF portfolio in Somalia.

Table 6: EUTF common output indicators for Somalia, as of December 2023^{1,2,3,4}

EUTF Indicator	2016-2018	2019	2020	2021	2022	2023	Total	Trend
1.1 Number of direct jobs created or supported	4,303	2,811	2,096	267	635	519	10,631	
1.2 Number of MSMEs created or supported	211	16	131	931	5,302	4,321	10,912	
1.3 Number of people assisted to develop income-generating activities	5,632	5,798	2,987	4,962	9,923	9,188	38,490	
1.4 Number of people benefitting from professional trainings (TVET) and/or skills development	1,342	696	1,407	2,876	3,983	6,662	16,966	
1.5 Number of industrial parks and/or business infrastructures constructed, expanded or improved	20	4	0	5	1	2	32	
2.1 Number of local development plans directly supported	14	4	14	12	12	0	56	
2.1 bis Number of social infrastructure built or rehabilitated	136	142	440	270	303	27	1,317	
2.2 Number of basic social services delivered	93,747	68,977	43,187	14,435	4,336	0	224,682	
2.3 Number of people receiving nutrition assistance	120	2,476	90	930	0	0	3,616	
2.4 Number of people receiving food security-related assistance	2,225	6,547	10,818	11,199	3,902	0	34,691	
2.5 Number of institutions that adopt local disaster risk reduction strategies	28	0	61	0	0	0	89	
2.6 Hectares of agricultural and pastoral ecosystems where sustainable management practices have been introduced with EU support	0	1	13	0	0	0	13	
2.7 Number of people reached by sensitisation campaigns on resilience-building practices and basic rights	79,866	50,381	284,081	84,643	0	1,500	500,471	
2.8 Number of staff from local authorities and basic service providers benefitting from capacity building to strengthen service delivery	1,389	1,036	895	838	711	665	5,534	
2.9 Number of people having improved access to basic services	249,739	127,213	216,088	44,977	7,359	61,018	706,394	
3.3 Number of (potential) migrants reached by information campaigns on migration	3,453	1,434	0	0	0	0	4,887	
3.5 Number of returning migrants benefitting from post-arrival assistance	27,986	0	0	0	0	0	27,986	
3.5 bis Number of returning migrants benefitting from reintegration assistance	40,606	353	39	0	0	0	40,998	
3.6 Number of institutions strengthened on migration management	28	0	0	0	0	0	28	
3.7 Number of individuals trained on migration management	201	0	0	0	0	0	201	
4.1 Number of infrastructures supported to strengthen governance	0	2	5	6	12	10	35	
4.1 bis Number of equipment provided to strengthen governance	2	37	32	1,087	906	3	2,067	
4.2 Number of staff trained on governance, conflict prevention and human rights	2,794	3,942	2,198	3,953	3,255	408	16,549	
4.3 Number of people participating in conflict prevention and human rights activities	2,381	17,429	4,219	35,198	16,361	8,878	84,466	
4.6 Number of strategies, laws, policies and plans developed and / or directly supported	63	98	90	38	10	19	318	
5.1 Number of multi-stakeholder groups and learning mechanisms formed and regularly gathering	56	24	25	42	16	37	200	
5.2 Number of planning, monitoring, learning, data collection and analysis systems set up, implemented and / or strengthened	41	15	37	14	17	2	126	
5.3 Number of field studies, surveys and other research conducted	16	17	11	19	8	1	71	
6.1 Number of pandemic-related supplies provided for COVID-19 response	0	0	72,007	65	0	0	72,072	
6.2 Number of people directly benefitting from COVID-19 activities	0	0	0	50	0	0	50	
6.3 Number of entities benefitting from COVID-19 activities	0	0	7	0	0	0	7	

¹ Data in this report is not comparable with reports prior to S1 2020 due to the application of methodological changes (more information on this process can be found in the S1 2020 report). However, all MLS data (including historical data) has been adapted to the new methodological notes where possible, and therefore all data included in this table is fully comparable across reporting periods. In some cases, data that could not be changed or adapted was taken out to ensure comparability.

² The sum of S1 and S2 2023 values found throughout the report might differ by one unit from 2023 values due to rounding.

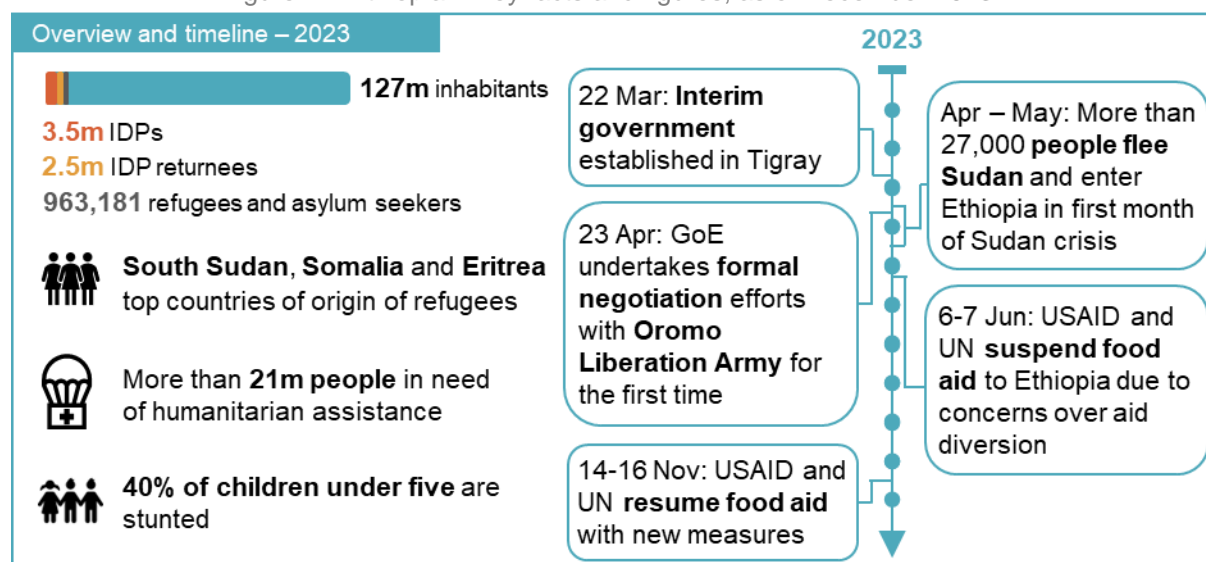
³ The trendlines present the non-cumulative evolution of the quarterly results for each EUTF indicator.

⁴ The indicator review undertaken by the MLS team, as described in the methodology section, led to some re-mappings between several EUTF indicators, including indicators 1.4 and 1.3 (for example, RESTORE 2 DFN and RESTORE 2 WV) as well as indicators 3.2 and 3.5bis (for example, RE-INTEG IOM). These changes, along with retroactive reporting and data corrections

5.4. ETHIOPIA

5.4.1. ETHIOPIA IN 2023

Figure 27: Ethiopia – Key facts and figures, as of December 2023¹



Developments affecting migration and displacement in Ethiopia are often related to ongoing conflict and violence dynamics across the country as well as climate-related hazards (mainly droughts). For example, despite the signing of a peace agreement in November 2022 to end the two-year conflict in the Tigray region of northern Ethiopia, the long-term impact of the crisis continued to negatively affect Tigray and other regions throughout 2023. This is partly because while the peace agreement aimed to restore the pre-conflict regional borders, some areas (especially in western Tigray) are still under the control of the Fano militia from Amhara Region. As a result, many of the hundreds of thousands of Tigrayans forced out of the disputed area of western Tigray remained displaced at the end of 2023.²

In April, federal government efforts to absorb regional paramilitary groups into the national armed forces triggered a wave of instability and fighting in Oromia and Amhara Regions. In Oromia, the results of the Government of Ethiopia's (GoE) campaign offered initial cause for optimism, with a brief but pronounced decrease in violence accompanying the federal government's first ever formal efforts to reach an agreement with the Oromo Liberation Army. However, these negotiations ended without success in early May, which was followed by a significant increase in violent events in the Oromia region resulting in hundreds of deaths.³ After multiple rounds, peace talks between the federal government and the Oromo Liberation Army collapsed in November without an agreement.

Meanwhile, in Amhara, the government's proposal to integrate the various regional special forces immediately triggered demonstrations, riots and violence, including the assassination of the regional head of Prime Minister Abiy Ahmed's Prosperity Party. A few months later, more than 180 people died throughout August following clashes between the Ethiopian military, Amhara regional special forces and the Fano militia.⁴

from implementing partners, explain the discrepancies between the numbers reported in this table and those reported in the S1 2023 report. All changes and corrections to MLS data effected in S2 2023 are explained in detail in the annexes.

¹ UNFPA, 'World population dashboard Ethiopia', 2023; UNHCR, 'Refugees and Internally Displaced Persons by Region', 31 December 2023; OCHA, 'Humanitarian response plan', 2024; UNICEF Ethiopia, 'For every child, nutrition!', 2023.

² AP News, 'Ethiopia says disputed western Tigray will be settled in a referendum and displaced people returned', 6 November 2023.

³ ACLED, 'Ethiopia peace observatory May 2023 monthly: Violence returns to Oromia despite attempted peace talks', 22 June 2023.

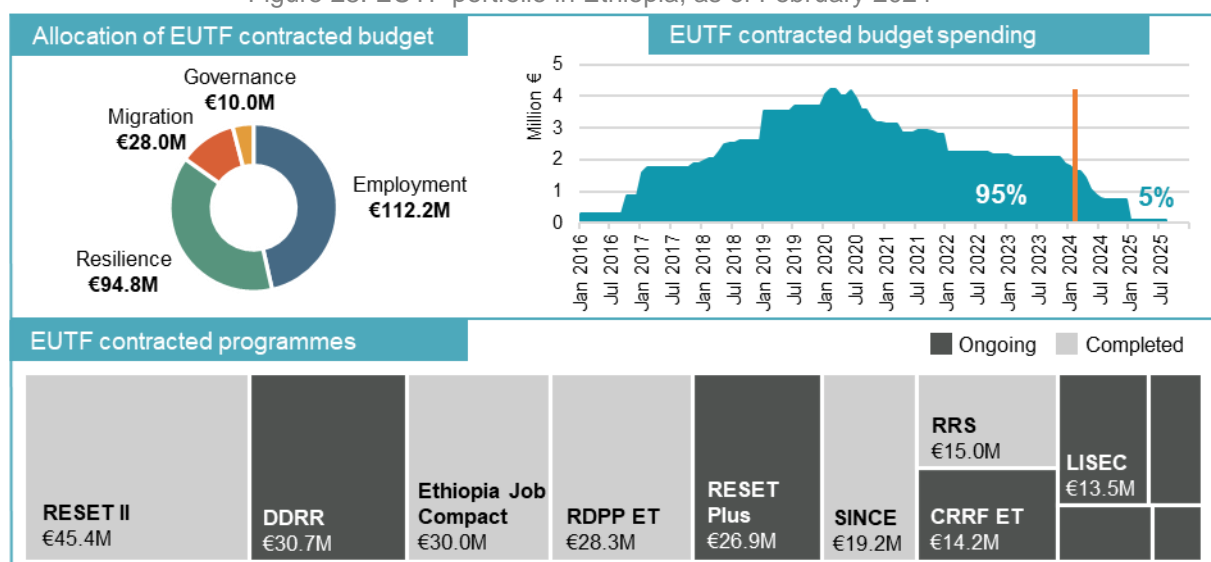
⁴ Reuters, 'Fighting in Ethiopia's Amhara kills at least 183, UN says', 29 August 2023.

Ethiopia has also been affected by the ongoing crisis in Sudan. More than 90,000 people (mainly Ethiopian nationals but also Sudanese, Eritreans and Turks) fled across the border into Ethiopia in the months following the outbreak of the Sudanese conflict in April 2023,¹ mostly via the Metema border crossing point in the Amhara region as well as Kurmuk in Benishangul-Gumuz Region (which has seen an increase in cross-border movements following the violence in Amhara Region). Needs among this population for emergency assistance such as water, food and clothing are reportedly ‘overwhelming’.² The humanitarian situation in Metema was particularly stressed following the cessation of key food assistance interventions in July due to funding constraints, likely caused in large part by the UN and US government’s respective decisions to suspend funding for food assistance in response to reports of widespread aid diversion. Both actors resumed funding a few months later following the introduction of improved accountability measures.

Finally, following the resumption in December 2022 of the forced returns operation agreed upon by the Government of the Kingdom of Saudi Arabia and the GoE, 42,948 migrants were returned to Ethiopia in 2023 (less than 4,000 of whom were returned in the second half of the year).³ In total, 561,714 Ethiopians (including more than 40,000 children) were forcibly returned from Saudi Arabia between May 2017 and December 2023.⁴

5.4.2. THE EUTF IN ETHIOPIA

Figure 28: EUTF portfolio in Ethiopia, as of February 2024^{5,6,7}



The EUTF’s strategy in Ethiopia aligns largely with SO1 (improving economic and employment opportunities), to which 46% (€112M) of the total EUTF contracted budget in Ethiopia (€245M) is allocated, and SO2 (strengthening resilience, including to environmental shocks and natural disasters), which accounts for 39%. Support to DACs (particularly refugees and host communities) is a key cross-cutting component of SO1 and SO2 interventions. Outputs related to migration (primarily facilitating returns and reintegration) and governance have also been reported (SO3 and SO4, representing 11%

¹ OCHA, ‘Ethiopia Situation Update #34: The impact of the situation in Sudan on Ethiopia’, 18 December 2023.

² European Civil Protection and Humanitarian Aid Operations (ECHO), ‘On the border: Sudan conflict forces thousands to flee to Ethiopia’, 1 June 2023.

³ IOM, ‘Returns from Saudi Arabia’. Retrieved on 9 May 2024 at <https://eastandhornofafrica.iom.int/returns-saudi-arabia>.

⁴ Ibid.

⁵ EUTF funding data is valid as of February 2024, refers only to contracted (not committed) and operational projects, and has been rounded to the nearest €0.1M. Possible discrepancies between cumulative programme budgets and the total country budget are due to rounding.

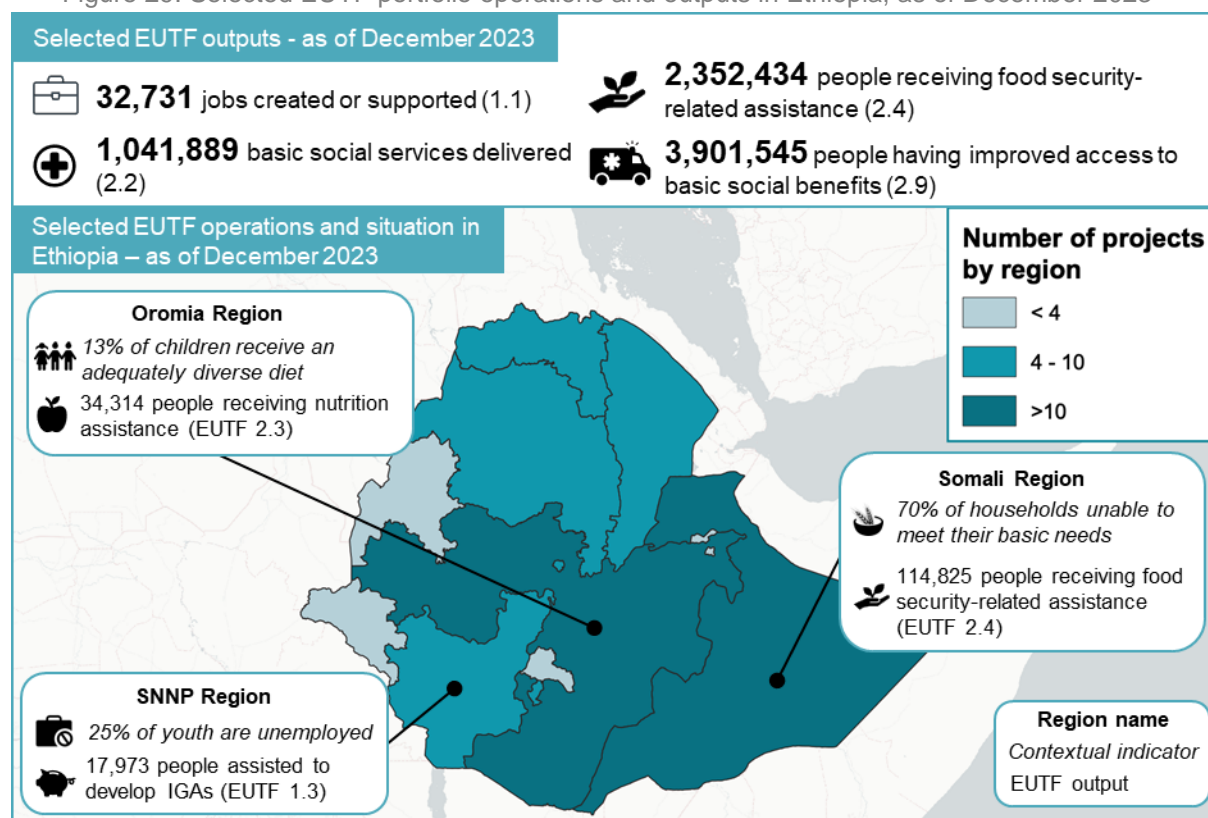
⁶ The programmes not labelled in the ‘EUTF contracted programmes’ chart are: Stability and Services Gambella (€12.8M), Stability & Development Tigray Trócaire (€5.9M), and *Alianza Shire* (€3.1M).

⁷ Calculations for the spending chart assume that projects evenly distribute spending across years of implementation.

and 4% of the Ethiopia budget respectively), although these themes are less prominent in the Ethiopia portfolio. In total, there are 36 projects in the Ethiopia portfolio, of which 14 are in implementation and 22 are completed.¹ (It should be noted here that the Urban Development IRC project, which exclusively intervenes in Assosa, Benishangul-Gumuz Region, is a regional contract and is therefore analysed in the *Regional projects* section.)

Ethiopia accounts for some of the oldest projects in the EUTF HoA portfolio, and many of the country's flagship EUTF programmes came to an end in 2020, including RESET II, most of RDPP and SINCE.^{2,3} Since then, the Ethiopia portfolio has logically reported significantly smaller outputs, as they are collectively delivered by smaller interventions such as the 'Decentralised Disaster Risk Reduction' programme, the CRRF ET programme, LISEC and the two 'stability' programmes in Gambella and Tigray. As reflected in the contracted budget spending graph in the preceding visual, only approximately 5% of the EUTF's budget in Ethiopia has yet to be spent as of February 2024.⁴

Figure 29: Selected EUTF portfolio operations and outputs in Ethiopia, as of December 2023⁵



Forced displacement

With 963,181 refugees and asylum seekers registered as of 31 December 2023,⁶ Ethiopia hosts one of the largest refugee populations in Africa. The country plays an important role as a model for progressive refugee policies and as one of the fifteen pilot countries for the roll-out of the CRRF. Despite the translation of these progressive policies into action being largely stalled for several years due to the

¹ 'Completed' projects refer to projects whose contracts have ended as of 2023.

² Stemming irregular migration in Northern & Central Ethiopia project.

³ The SINCE contract ended in March 2021, but actual project implementation ended in December 2020.

⁴ This calculation is based on project start and end dates and assumes that projects evenly distribute spending across years of implementation.

⁵ BTI Transformation Index, 'Ethiopia country report', 2022; UNICEF, 'Oromia Regional Brief', April 2022; REACH, 'The impact of drought and climate-related shocks on livelihood practices in Somali', March 2024.

⁶ UNHCR, 'Ethiopia: Refugees and asylum seekers (as of 31 December 2023)', 11 January 2024.

crisis in Tigray, general elections and government reshuffling, among other factors, some developments in 2023 may give cause for renewed optimism.

For example, in May the GoE's Refugees and Returnees Service, UNHCR and the Somali regional state authorities signed a pioneering agreement and developed the Kebribeyah Inclusion Roadmap (2023-2027) to create the first ever integrated 'camp-town' in Ethiopia.¹ As a result of this agreement, the Kebribeyah refugee camp (one of the oldest camps in the country, with a population of approximately 18,000) will officially become part of the surrounding Kebribeyah Town, thereby facilitating local integration and improved access to services for both the refugee and host communities. Relatedly, at the December 2023 Global Refugee Forum held in Geneva, Switzerland, the Government of Ethiopia pledged to 'transform selected refugee camps into sustainable urban settlements by aligning them with adjacent towns' masterplans by 2027', among other commitments.² At the time of writing this report, the EU delegation to Ethiopia is discussing with the relevant stakeholders ways to further support durable solutions for refugees and host communities in Somali Region (outside EUTF funding) in relation to the abovementioned Kebribeyah Inclusion Roadmap (2023-2027) as well as the Melkadida Refugee Compact (2024-2027), which aims to ensure the implementation of sustainable and inclusive climate adaptation measures in the refugee-hosting areas of Liben Zone, Somali Region.³

In 2023, the EUTF supported refugees and host communities in Ethiopia through a range of interventions targeting job creation and income generation, basic social services in the energy and justice sectors, and social cohesion. Four projects contributed to outputs benefitting refugees in 2023: the 'Strengthened socioeconomic development and better employment opportunities for refugees and host communities in the Jijjiga area' (CRRF ET Job Creation MC) project implemented by Mercy Corps, *Alianza Shire* and Stability and Services Gambella IRC I and II.

CRRF ET Job Creation MC aims to increase refugee self-reliance through improved economic and employment opportunities in the Jijjiga area of Somali Region. In 2023, the project created 582 jobs for refugees through grants provided to MSMEs or for self-employment (EUTF indicator 1.1). This constitutes by far the largest annual job creation output for refugees in Ethiopia,⁴ of which 74 jobs were created or supported in S2 2023. An additional 450 host community members (including 144 in S 2023) were supported with job creation throughout the year. The project also supported 30 refugees and 84 host community members with TVET and non-TVET skills development training (EUTF indicator 1.4) and provided 25 refugees and 66 host community members with business loans (EUTF indicator 1.3) in S2 2023.

The *Alianza Shire* project aims to improve livelihood opportunities and self-reliance among refugee populations through increased access to energy in Dollo Ado, Somali Region. In S2 2023, the project distributed solar home systems to household for the benefit of 3,730 refugees (EUTF indicator 2.2).

Finally, the Stability and Services Gambella IRC I and II projects aim to promote stability and strengthen basic service delivery for DACs in Gambella Region. In S2 2023, Stability and Services Gambella IRC I supported 1,390 community members (with a focus on children and youth) (23% refugees, 77% host community members) with activities aimed at improving social cohesion, including peace clubs, intercommunity sporting events and community-based socio-therapy (EUTF indicator 4.3). The Stability & Services IRC II⁵ project supported an additional 538 children and youths (9% refugees, 91% host community members) through peace clubs and cultural arts and dance events aimed at strengthening unity.

¹ UNHCR, 'Kebribeyah Inclusion Roadmap (2023-2027): Building resilience together', 12 December 2023.

² UNHCR and RRS, '2023 Global Refugee Forum – Government of Ethiopia pledges'. Retrieved on 10 May 2024 at <https://globalcompactrefugees.org/pledges-contributions>.

³ UNHCR, 'Ethiopia: The Melkadida Refugee Compact 2024-2027', 15 March 2024.

⁴ Notwithstanding the cumulative output covering the 2016-2018 period, which was collected by the MLS without quarterly disaggregation.

⁵ Promoting stability and strengthening basic service delivery for host communities, refugees and other displaced population in Gambella Regional State of Ethiopia – Phase II project.

Resilience

Multiple challenges affect the ability of Ethiopia's most vulnerable populations to maintain resilience while facing recurrent shocks. These include frequent outbreaks of conflict and violence as described above, which exacerbate existing vulnerabilities by destroying or cutting off access to assets and triggering displacement. Furthermore, aid diversion led the UN and US government to suspend food assistance in the country from June to November 2023. The combined result of these developments, economic challenges and climate-related events has caused just under a quarter of the country's population, or 22.8 million people, to be food insecure as of mid-2023.¹ The already challenging humanitarian situation in Ethiopia deteriorated further following widespread flooding during the October-December rains, which displaced more than 600,000 people in the south and southeastern parts of the country.²

To face these challenges, 39% of EUTF funding for Ethiopia is allocated to strengthening community resilience to shocks, mainly focusing on food security-related assistance, basic service delivery, livelihoods and community sensitisation on resilience practices. For example, EUTF-funded projects in Ethiopia have delivered food security-related assistance to 2,352,434 people to date (EUTF indicator 2.4), including 124,351 in 2023 (of whom 30,643 were reached in S2 2023). In 2023, the DRR Amhara³ and Oromia projects connected households with irrigation and livestock water supply schemes benefitting 58,380 people, of whom 29,430 were reported in S2 2023. In Tigray Region, the Stability and Development Tigray Trócaire project distributed seedlings and farm tools to 56,070 household members during the first half of 2023, and another 1,200 individuals in S2 2023. Finally, the RESET Plus Innovation Fund project provided a range of support to 8,701 farmers, mainly in the first half of 2023, including training on agricultural practices, distribution of farm inputs and livestock vaccinations Amhara, Oromia and SNNP Regions. Thus far, 64% of all food security beneficiaries in Ethiopia have been supported with livestock vaccination, 15% with irrigation or water access, 9% with farm inputs or tools and 8% with veterinary services.

In addition, a total of 1,041,889 basic services have been delivered in Ethiopia (EUTF indicator 2.2), including 119,358 that were provided in 2023 (around half, 59,557, of which were delivered in S2 2023 alone). In S2 2023, RESET Plus Amref II, which contributed 77% of the collective S2 2023 output (and 73% of the 2023 results), provided 45,748 healthcare services in Afar, Amhara, Oromia and SNNP Regions, mainly by setting up a referrals hotline for medical treatments, and by procuring and distributing family planning and reproductive health products. The IRC-led Stability and Services Gambella projects also delivered 10,074 SRH services via drop-in centres in Gambella Region. A further 3,292 energy services were delivered in S2 2023 by the *Alianza Shire* project, which (as described in the previous section on forced displacement) distributed solar home systems to refugee households in Dollo Ado, Somali Region. To date, 67% of the services delivered with EUTF funding in Ethiopia are healthcare services, followed by WASH (18%), energy (6%) and education (5%).

A further 212,606 people benefitted from improved access to basic social benefits in Ethiopia in 2023 (EUTF indicator 2.9), out of 3,901,545 to date. 69% of the annual output is attributable to RESET Plus Amref, which strengthened SRH services in health facilities and youth centres as well as through increased outreach capacity at remote health posts for a total catchment population of 145,729 people. A further 46,470 people benefitted from improved access to drinking water thanks to RESET Plus UNICEF's⁴ drilling of boreholes in Somali and SNNP Regions.

To strengthen service delivery in Ethiopia, EUTF-funded projects trained 759 staff from local authorities and basic service providers in 2023, out of 39,628 reported to date (EUTF indicator 2.8). Throughout the year, the Stability and Services Gambella IRC projects provided capacity building trainings to 422

¹ WHO, 'Saving lives and building resilience: what we learn from nutrition in emergencies response in Ethiopia during 2023', 19 April 2024.

² OCHA, 'Ethiopia: Oct-Nov-Dec rainy season – Flash Update 1 – As of 18 December 2023'.

³ Strengthening decentralised disaster risk reduction management in Amhara regional state project.

⁴ Improving access to safely managed water supply in the Resilience Building program for Ethiopia project.

staff from health facilities as well as district and zonal health officials (335 staff were supported under the IRC I contract and 93 under IRC II). RESET Plus Amref II provided training and mentorship support to 244 health facility staff across Afar, Amhara, Oromia and SNNP Regions. Another 87 service providers were trained by RESET Plus Innovation Fund, including village-level insurance promoters (VIPs) trained on index-based livestock insurance (IBLI) and water user committee members trained on the operation and maintenance of water pumps.

Focus box 4: Stability Gambella IRC projects are revolutionising healthcare at the local level

The EUTF has dedicated €12.8M of funding to the Stability and Services Gambella IRC I and II projects with the aim of promoting stability and strengthening basic social service delivery and quality for host communities, refugees and other displaced populations in Gambella Region in Ethiopia.

The projects provide ambulances, motorbikes and motorboats for transporting patients from remote locations to health facilities (including fuel and maintenance), distribute essential drugs, medical equipment and supplies, provide capacity building to health workers and raise community awareness to improve uptake of healthcare services, among other activities.

One facility supported by the project is the Pinyudo Primary Hospital, which is located in Pinyudo town, approximately 110 km from Gambella administrative town. It is the only hospital serving two districts (known in Ethiopia as woredas), Jor and Gog, and two refugee camps in the region (Pinyudo I and II, collectively hosting around 63,000 refugees).¹ Prior to the project's support, the hospital faced numerous challenges including the prolonged closure of its operating room making it impossible to perform surgeries, high rates of neonatal and maternal deaths and high numbers of patient referrals for minor cases to other facilities due to unreliable grid power and lack of a backup generator.

The project provided various forms of support to the hospital, including construction and renovation activities, supply of drugs, medical equipment and non-medical supplies, and provision of fuel for referral purposes. These have led to improvements in healthcare service delivery in the facility.

'The addition of a backup generator has resolved the issue of power outages, and key facilities like the operating room, laboratory, X-ray room, and mini blood bank are now functional 24/7. Referrals for minor cases due to unreliable power supply have reduced and we have seen a significant decrease in maternal and neonatal deaths,' says the hospital medical director.

Finally, with regard to livelihood support, 18,745 people were assisted with IGAs in 2023, out of 95,627 to date (EUTF indicator 1.3). Unusually for this late stage in the Ethiopia portfolio, this represents the second-largest annual output (of which 51%, or 9,560 people, was achieved in S2 2023) reported against this EUTF indicator in Ethiopia by a wide margin, after 2022. The 2023 result includes 13,080 people in Amhara Region and 2,500 people in Sidama Region benefitting from agricultural livelihood interventions thanks to the respective DRR projects in those regions, 1,425 people supported with business loans by EnJOY in Oromia, Sidama and SNNP Regions, and 1,406 people assisted by RESET Plus Innovation Fund with entrepreneurship and agribusiness training.

¹ UNCHR, 'Ethiopia overview of refugee camps and sites', 30 September 2023.

5.4.3. ETHIOPIA AND THE EUTF COMMON OUTPUT INDICATORS

The following table presents an overview of the results achieved so far by the EUTF portfolio in Ethiopia.

Table 7: EUTF common output indicators for Ethiopia, as of December 2023^{1,2,3,4}

EUTF Indicator	2016-2018	2019	2020	2021	2022	2023	Total	Trend
1.1 Number of direct jobs created or supported	8,710	7,497	7,007	2,639	2,594	4,284	32,731	
1.2 Number of MSMEs created or supported	403	519	248	249	370	717	2,506	
1.3 Number of people assisted to develop income-generating activities	18,562	11,425	5,497	7,861	33,537	18,745	95,627	
1.4 Number of people benefiting from professional trainings (TVET) and/or skills development	6,562	9,870	4,748	3,911	7,574	5,932	38,597	
1.5 Number of industrial parks and/or business infrastructures constructed, expanded or improved	11	2	26	15	35	59	148	
2.1 Number of local development plans directly supported	0	0	1	0	6	0	7	
2.1 bis Number of social infrastructure built or rehabilitated	324	213	231	3	140	16	927	
2.2 Number of basic social services delivered	466,524	243,097	84,604	31,921	96,385	119,358	1,041,889	
2.3 Number of people receiving nutrition assistance	63,862	63,600	5,528	0	0	0	132,990	
2.4 Number of people receiving food security-related assistance	654,020	1,235,410	88,951	10,367	239,334	124,351	2,352,434	
2.5 Number of institutions that adopt local disaster risk reduction strategies	91	55	22	27	3	15	213	
2.6 Hectares of agricultural and pastoral ecosystems where sustainable management practices have been introduced with EU support	7,163	5,196	1,849	164	18	1,328	15,717	
2.7 Number of people reached by sensitisation campaigns on resilience-building practices and basic rights	262,893	263,402	4,853,906	159,845	121,518	38,741	5,700,305	
2.8 Number of staff from local authorities and basic service providers benefiting from capacity building to strengthen service delivery	12,855	15,486	3,809	3,590	3,130	759	39,628	
2.9 Number of people having improved access to basic services	1,841,071	508,446	569,020	515,976	254,427	212,606	3,901,545	
3.2 Number of migrants in transit, refugees/asylum seekers and IDPs protected and/or assisted	8	0	0	0	0	0	8	
3.3 Number of (potential) migrants reached by information campaigns on migration	34,495	36,489	3,885	1,266	1,837	655	78,627	
3.5 Number of returning migrants benefiting from post-arrival assistance	0	67	58	108	0	0	233	
3.5 bis Number of returning migrants benefiting from reintegration assistance	10	637	39	41	25	63	815	
3.6 Number of institutions strengthened on migration management	2	31	27	0	91	0	151	
3.7 Number of individuals trained on migration management	407	1,193	720	265	91	0	2,676	
4.1 bis Number of equipment provided to strengthen governance	0	23	6	0	0	0	29	
4.2 Number of staff trained on governance, conflict prevention and human rights	912	1,199	90	673	1,517	3,461	7,852	
4.3 Number of people participating in conflict prevention and human rights activities	286	692	0	835	3,317	5,464	10,594	
4.6 Number of strategies, laws, policies and plans developed and / or directly supported	26	15	42	22	13	10	128	
5.1 Number of multi-stakeholder groups and learning mechanisms formed and regularly gathering	30	56	66	147	55	58	412	
5.2 Number of planning, monitoring, learning, data collection and analysis systems set up, implemented and / or strengthened	51	41	32	13	36	8	181	
5.3 Number of field studies, surveys and other research conducted	54	40	39	58	44	41	276	
5.4 Number of regional cooperation initiatives created, launched or supported	1	0	0	0	0	0	1	
6.1 Number of pandemic-related supplies provided for COVID-19 response	0	0	651,879	37,692	20	0	689,592	
6.2 Number of people directly benefiting from COVID-19 activities	0	0	46,596	2,423	351,655	0	400,674	
6.3 Number of entities benefiting from COVID-19 activities	0	0	96	26	21	0	143	

¹ Data in this report is not comparable with reports prior to S1 2020 due to the application of methodological changes (more information on this process can be found in the S1 2020 report). However, all MLS data (including historical data) has been adapted to the new methodological notes where possible, and therefore all data included in this table is fully comparable across reporting periods. In some cases, data that could not be changed or adapted was taken out to ensure comparability.

² The sum of S1 and S2 2023 values found throughout the report might differ by one unit from 2023 values due to rounding.

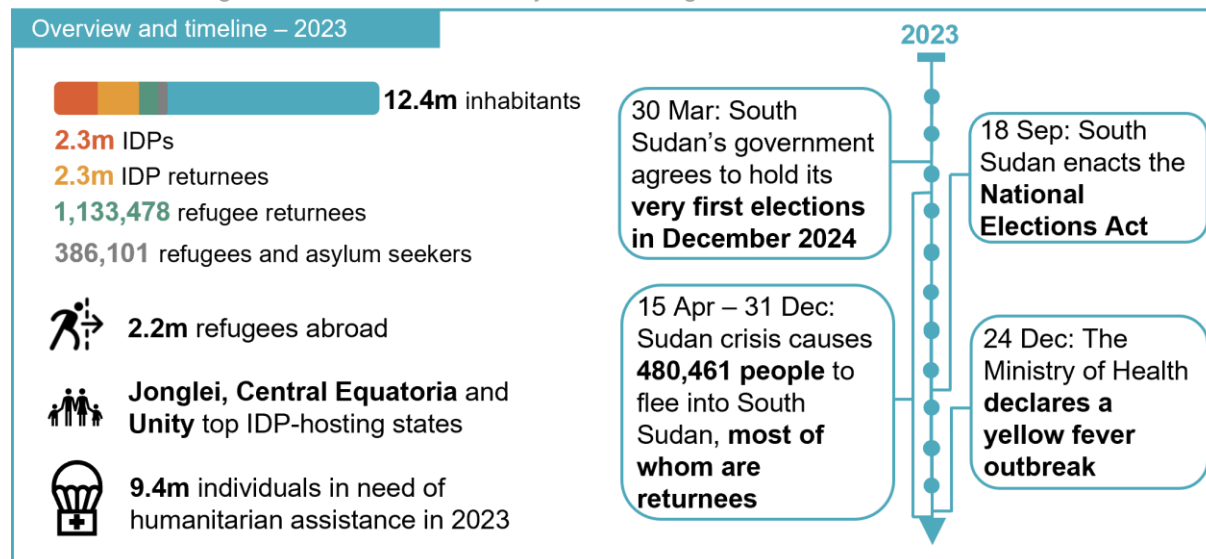
³ The trendlines present the non-cumulative evolution of the quarterly results for each EUTF indicator.

⁴ The indicator review undertaken by the MLS team, as described in the methodology section, led to some re-mappings between several EUTF indicators, including indicators 1.3 and 1.4 (for example, RDPP ET Plan (Regional Development and Protection Programme in Ethiopia in urban areas of Addis Ababa and Shire project) and RESET II ACF) as well as indicators 2.2 and 3.2 (RDPP ET Plan). These changes, along with retroactive reporting and data corrections from implementing partners, explain the discrepancies between the numbers reported in this table and those reported in the S1 2023 report. All changes and corrections to MLS data effected in S2 2023 are explained in detail in the annexes.

5.5. SOUTH SUDAN

5.5.1. SOUTH SUDAN IN 2023

Figure 30: South Sudan - Key facts and figures, as of December 2023¹



South Sudan continues to face persistent challenges related to political instability, ethnic tensions and recurring violence. Progress towards the implementation of the Revitalized Agreement on the Resolution of the Conflict in the Republic of South Sudan remains limited; however, on 30 July 2023, President Salva Kiir reaffirmed his commitment to holding the country's first-ever elections in December 2024.² The National Elections Act was subsequently enacted on 18 September 2023 and provides the reconstitution of the National Elections Commission to conduct general elections as stipulated in the 2018 peace agreement.³ On 7 June 2023, South Sudan ratified the AU Protocol to the African Charter on Human and People's Rights on the Rights of Women in Africa, also known as the Maputo Protocol, reflecting its commitment to eliminate discrimination and enhance the protection of women and girls.⁴

Conflict and insecurity continue to be significant drivers of vulnerabilities in South Sudan, with local and inter-communal violence, crime and disputes causing widespread displacement and hindering access to vital services. With the outbreak of the Sudan crisis on 15 April 2023, and a combination of rising intercommunal violence and cessation of food distribution in refugee camps in Ethiopia's Gambella Region,⁵ thousands of people returned to South Sudan in the latter half of 2023, many of whom are highly vulnerable and arriving in critically underdeveloped areas. Following the outbreak of the Sudan conflict, 480,461 individuals have crossed into South Sudan, predominantly comprising South Sudanese returnees (83%), Sudanese nationals (15%), and other nationalities (2%).⁶

As a result of this instability, OCHA reports that as of 31 December 2023, an estimated 9.4 million people (or around 75% of the country's population) in South Sudan require humanitarian assistance.⁷

¹ UNHCR, 'East and Horn of Africa, and the Great Lakes Region, October – December 2023', 27 February 2024; OCHA, 'South Sudan: Humanitarian snapshot', December 2023; Humanitarian Data Exchange, 'South Sudan displacement – IDP, returnees baseline assessment (IOM DTM)', 2023; WFP, 'South Sudan situation report #318', 31 December 2023; UNICEF, 'Humanitarian situation report – South Sudan, no.12, 1 January to 31 December 2023' 13 February 2024; USAID, 'South Sudan – Complex emergency', 30 September 2023; United Nations Mission in South Sudan, 'UN News - Peace and security press conference', 2 August 2023.

² UN Security Council, 'Situation in South Sudan – Report of the secretary-general', 12 December 2023.

³ Human Rights Watch, 'South Sudan – Events of 2023', 2023.

⁴ AU, 'Maputo Protocol on the Rights of Women in Africa: Commemorating 20 years', 5 July 2023.

⁵ OCHA, 'South Sudan: Response to the Sudan crisis situation report no.8', 28 August 2023.

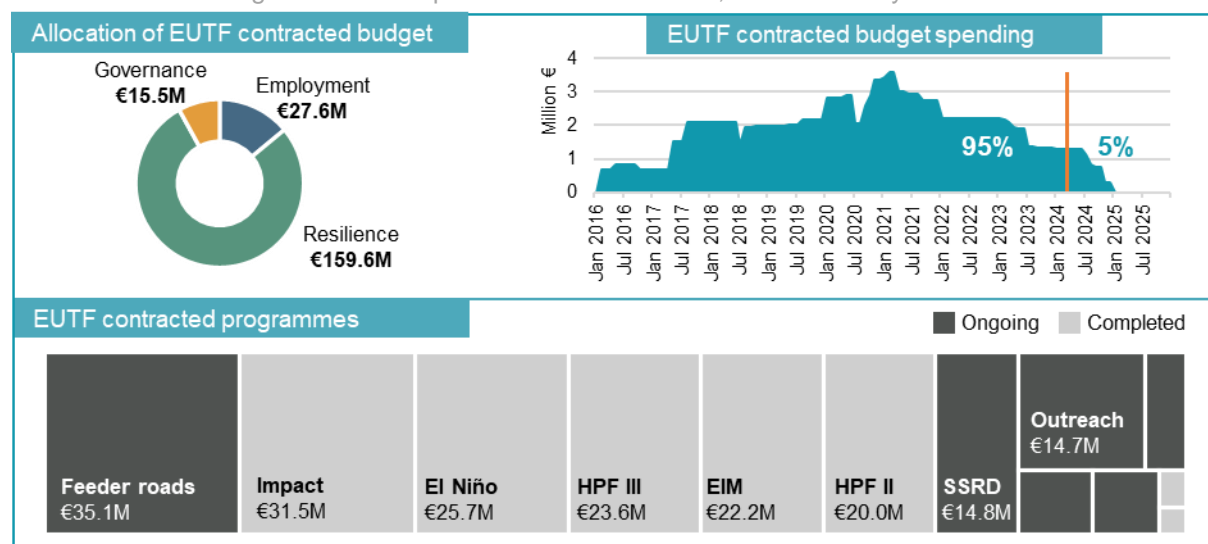
⁶ UNICEF, 'Humanitarian situation report – South Sudan, no.12, 1 January to 31 December 2023', 13 February 2024.

⁷ OCHA, 'South Sudan: Humanitarian snapshot', December 2023.

However, the humanitarian response in South Sudan faces numerous challenges, including resource constraints, declining funds from donors and insecurity, with nearly 30 security incidents (such as physical assault, armed robbery and detention affecting humanitarian workers and access to affected areas) reported in December alone, and over 400 security incidents reported in 2023.¹

5.5.2. THE EUTF IN SOUTH SUDAN

Figure 31: EUTF portfolio in South Sudan, as of February 2024^{2,3}



As of December 2023, South Sudan has received a total of €203M (12% of the total EUTF HoA budget) contracted across 29 projects, of which 21 are completed and eight are still in implementation.⁴ The majority of the EUTF portfolio in South Sudan is dedicated to interventions aiming to address humanitarian challenges (largely deriving from conflict), with a significant proportion of the interventions (79%) focused on basic service delivery and strengthening the resilience of local communities (SO2). A significant portion of the portfolio focuses on smallholder farmers and agropastoralists. For instance, the SSRD intervention provides agricultural trainings, farming inputs and tools to boost agricultural productivity to these target population groups.

The remaining interventions are dedicated to enhancing economic and employment opportunities (SO1, 14% of the total budget) and on improving governance, conflict resolution and peacebuilding initiatives (SO4, 7% of the total budget). Support to IGAs and economic growth include interventions such as the SS Job Creation intervention, which aims to improve the development and growth of MSMEs to enhance employment opportunities mainly for youth and women, and the Feeder Roads programme, which facilitates connectivity and access to markets through the rehabilitation of feeder roads in Northern and Western Bahr el Ghazal States. SO4-related interventions aim to strengthen sustainable peacebuilding initiatives and bolster South Sudan’s national peace process through support to women’s rights and inclusion and disaster risk and natural resource management practices, mostly through the Conflict Resolution, Women Empowerment and SSRD programmes.

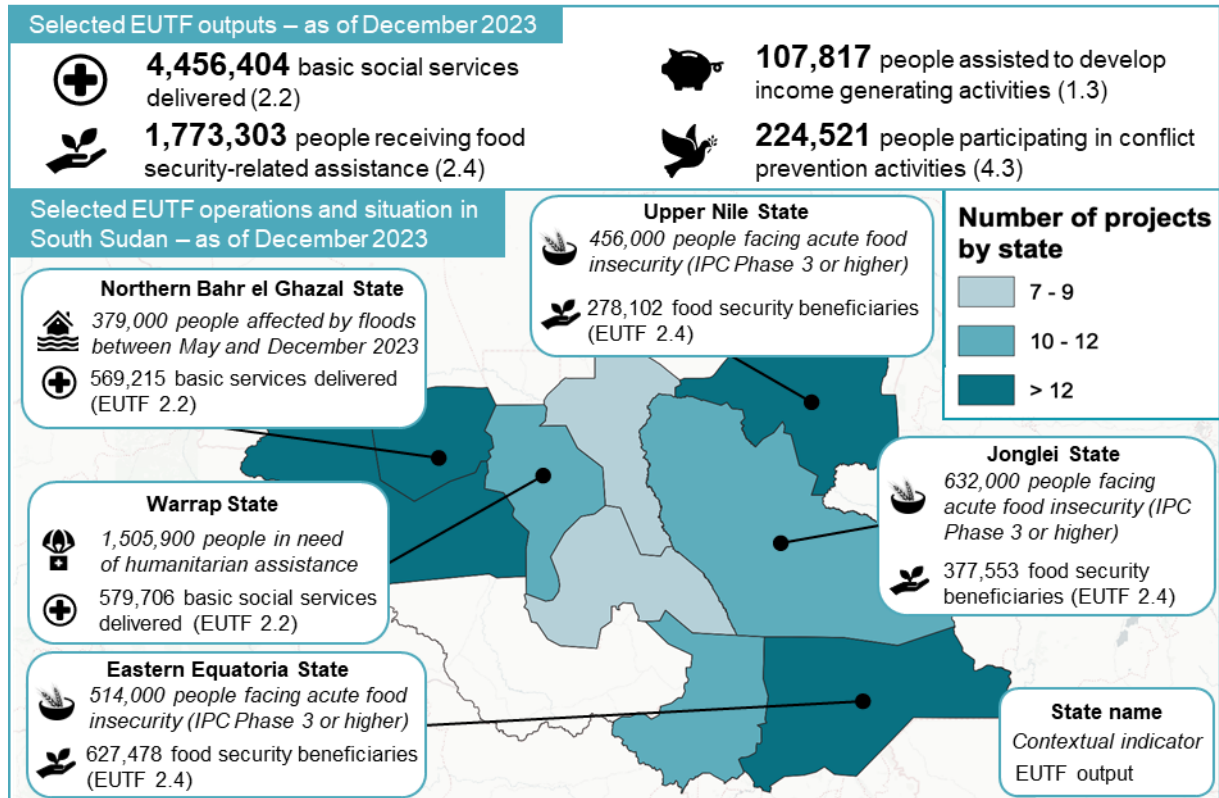
¹ USAID, ‘South Sudan – Complex emergency’, 1 February 2024.

² EUTF funding data is valid as of February 2024, refers only to contracted (not committed) and operational projects, and has been rounded to the nearest €0.1M. Possible discrepancies between cumulative programme budgets and the total country budget are due to rounding.

³ The programmes not labelled in the ‘EUTF contracted programmes’ chart are: the Job Creation programme (€4.8M), the Women Empowerment programme (€4.8M), the Building Sustainable Peace and Reconciliation programme (€4.2M), the Technical Cooperation Facility programme (€1M, completed) and the Economic Stabilisation programme (€0.7M, completed).

⁴ ‘Completed’ projects refer to projects whose contracts have ended.

Figure 32: Selected EUTF portfolio operations and outputs in South Sudan, as of December 2023¹



Improving food security, strengthening rural economies and income generation

The conflict in Sudan has led to disruptions in cross-border trade for South Sudan, and in turn, reduced imports from Sudan and obstructed food supply chains.² These developments, along with depletion of the central bank reserves and pressure on foreign exchange, have resulted in a significant rise in prices of food baskets and commodities, particularly in border towns like Upper Nile State, where prices have surged by 30%, and in Jonglei, Lakes and Unity States (all of which have seen price increases of 50%).³ With approximately 80% of people in South Sudan living in rural areas, almost the entire population (95%) depends on farming, herding and fishing as their main source of livelihood.⁴ However, due to multiple climate-related shocks, ongoing conflicts and economic fragility, 7.8 million people are grappling with acute food insecurity, compelling people to resort to negative coping mechanisms to meet their household needs.⁵

Smallholder farmers and pastoralist households continue to contend with insecurity due to cattle raids and exposure to climate-related risks, including water shortages, low productivity, and low incomes.⁶ The EUTF portfolio in South Sudan includes activities that aim to promote revenue generation for smallholder farmers in rural areas, promote the development of the agricultural sector, improve job creation and income-generating opportunities, and strengthen the resilience of vulnerable populations. By the end of 2023, EUTF-funded projects in South Sudan had supported 107,817 individuals (of whom 55% are female) in developing IGAs (EUTF indicator 1.3), mainly in Northern Bahr el Ghazal (18%), Upper Nile (16%), and Jonglei (15%) States. In 2023, 8,585 individuals received IGA support, including

¹ OCHA, 'Humanitarian response plan: South Sudan 2024', 22 November 2023; IPC, 'Climate shocks, economic crisis, conflict, and Sudan's spillover are leading to a persistent food insecurity in South Sudan', 6 November 2023.

² UN Security Council, 'Situation in South Sudan – Report of the secretary-general', 12 December 2023.

³ OCHA, 'South Sudan: Response to the Sudan crisis situation – No. 23', 22 December 2023; IRC, 'Crisis in South Sudan; What you need to know and how to help', 21 December 2023.

⁴ FAO, 'South Sudan humanitarian response plan', 2023.

⁵ Ibid.

⁶ South African Journal of Agricultural Extension, 'Climate change impact and adaptation of agro-pastoral farmers in Awerial County, Lakes State of South Sudan', 2023.

3,222 in S2 2023. Throughout 2023, SS Jobs Creation ITC¹ accounted for 43% of the people supported (3,698 beneficiaries) through agricultural production and access to finance, while the SSRD projects (SSRD FAO,² SSRD IRC³ and SSRD WV) collectively accounted for 3,077 individuals who were supported with grants, start-up kits and support for MSMEs. In S2 2023 alone, the SS Jobs Creation ITC project assisted 63% of the beneficiaries for the semester by reaching 2,308 individuals in Central and Western Equatoria States with entrepreneurship and IGA training on improved farming, production and harvesting techniques, business and entrepreneurship skills development and management, as well as access to finance.

EUTF-funded projects continue to provide a wide range of food security-related assistance to individuals in South Sudan, benefitting 28,962 individuals in 2023 alone (including 3,876 reached in S2 2023) for a total of 1,773,303 individuals reached since the inception of the EUTF (EUTF indicator 2.4). In 2023, the SSRD projects (SSRD IRC, SSRD FAO, and SSRD WV) collectively accounted for 72% (or 20,794) of people supported through the provision of agricultural inputs, farming tools and trainings on agricultural techniques and practices to farmers and agropastoralists. Feeder Roads WFP⁴ accounted for 28% (or 8,168) of the annual output, and 95% of the S2 2023 output. In S2 2023 alone, the project supported 3,666 smallholder farmers with agricultural inputs in Upper Nile State to strengthen the resilience of households and communities.

Women's rights, peacebuilding, and security

In 2023, conflict and communal violence continued to persist across South Sudan, with resulting insecurity causing significant delays in the provision of humanitarian aid, particularly in Abyei Administrative Area, Central Equatoria, Eastern Equatoria, Jonglei, Upper Nile, Warrap, and Western Equatoria States. The primary drivers of conflict include cattle rustling, inter-community disputes, and revenge killings.⁵ UNMISS reports that deliberate acts of violence perpetrated against humanitarian workers and assets caused the deaths of at least 28 aid workers and injured 44 aid workers in 2023.⁶

Amid prolonged conflict, insecurity, and climate shocks, GBV and Conflict-Related Sexual Violence (CRSV) remains a pressing crisis in South Sudan. This crisis primarily affects women and children and is driven by harmful gender stereotypes and patriarchal cultures, conflict and displacement, political instability, poverty and other economic challenges.⁷ Multiple projects in the EUTF portfolio in South Sudan aim to promote conflict prevention and strengthen peacebuilding initiatives, with a specific focus on mitigating violence and its impacts on women.

To date, 224,521 individuals have participated in conflict prevention and human rights activities in South Sudan (EUTF indicator 4.3) implemented by a range of projects. The second largest annual output to date was delivered in 2023, representing 38% (or 84,793 people) of the 224,521 people reported to date. Most of the 2023 output focused on gender sensitisation workshops on existing statutory laws and legislation protecting the rights of women and girls. This is largely thanks to the SS Women Empowerment programme, which began implementation in 2021 and has reached 72% of all beneficiaries of gender-related sensitisation campaigns in South Sudan to date. In 2023, the SS Women Empowerment ZOA (65%) and the SS Women Empowerment LAW (24%) projects reached 75,225 individuals alone. Most of these beneficiaries (69% or 58,092 individuals) were reached in S2 2023 alone. In S2 2023, the SS Women Empowerment ZOA project reached 31,478 individuals by organising sensitisation workshops on theatre for development, coaching and mentoring peace champions, and implementing conflict prevention and human rights activities to address gender and cultural barriers

¹ International Trade Centre (ITC)-led South Sudan Job Creation project.

² South-Sudan Rural Development Strengthening Smallholders Resilience in Northern Bahr-El-Ghazal project.

³ Strengthening smallholders' resilience in Greater Upper Nile project.

⁴ Feeder roads construction to strengthen the livelihoods and resilience of rural communities: to improve food security of the target vulnerable populations project.

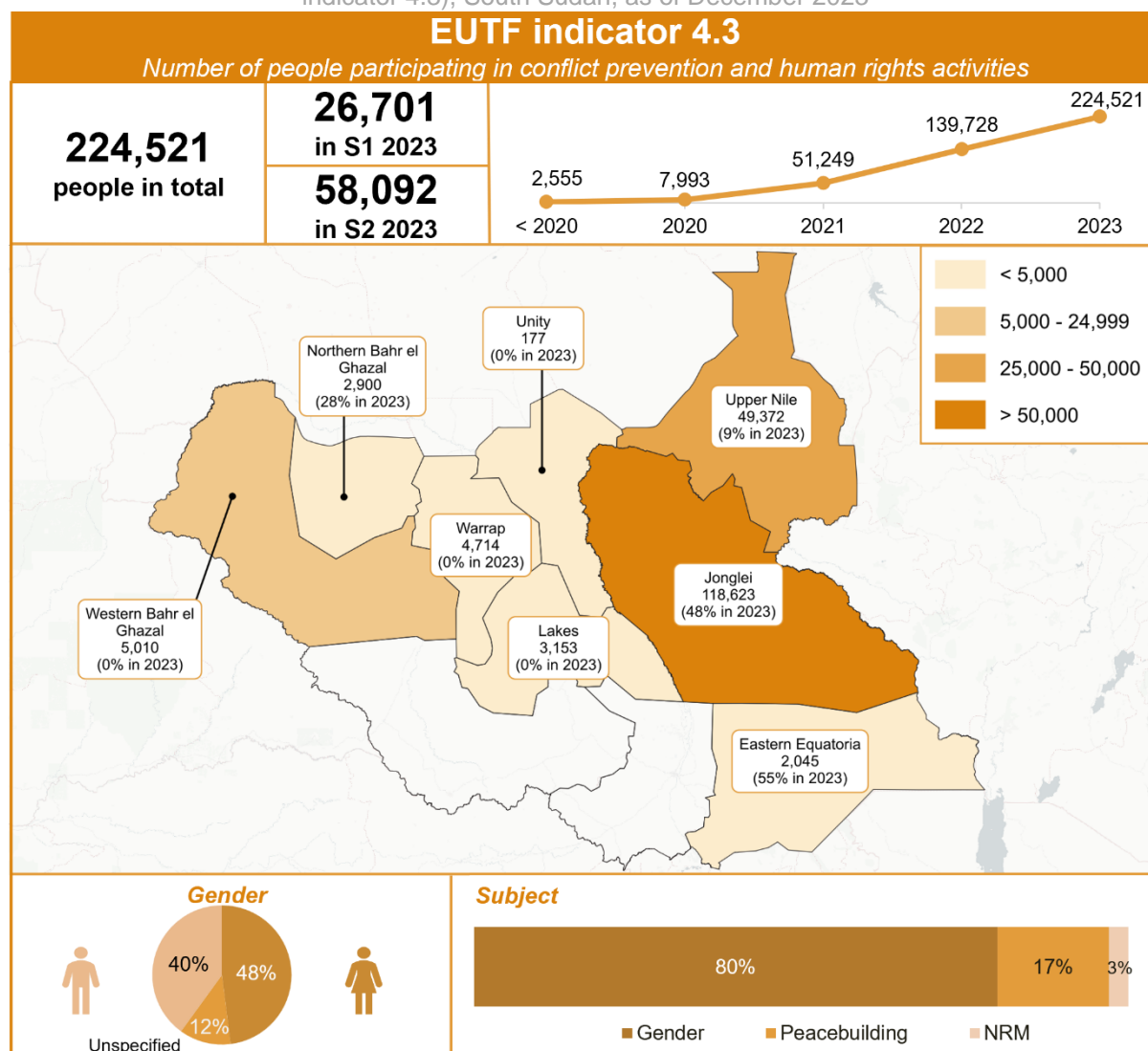
⁵ UNICEF, 'Humanitarian situation report – South Sudan, No.12', 1 January to 31 December 2023.

⁶ Security Council Report, 'South Sudan – December 2023 monthly forecast', December 2023.

⁷ OCHA, 'South Sudan: Living as a woman is a fight we go through daily', 28 November 2023; Concern Worldwide, 'Five causes of gender-based violence', 2 November 2023.

affecting women and girls. The SS Women Empowerment LAW project supported another 20,100 individuals, ranging from GBV survivors to community advocates, with free legal aid to survivors, outreach activities and information sessions on GBV, gender inequalities and access to justice.¹

Figure 33: Number of people participating in peacebuilding and human rights activities (EUTF indicator 4.3), South Sudan, as of December 2023



Several EUTF-funded projects target government staff, security personnel and non-state actors in South Sudan with trainings on conflict prevention, human rights and governance principles. To date, 8,342 staff (53% female and 37% male)² from formal and informal peace structures have been trained (EUTF indicator 4.2), with 1,329 individuals reached in 2023 and 715 in S2 2023. In S2 2023, SS Women Empowerment ZOA trained 583 individuals comprising national security forces, NGOs/CSOs, regional institutions and traditional leaders in Jonglei to build the capacities of law enforcement institutions in handling GBV cases and supporting gender and women’s rights. Meanwhile, Conflict Resolution NCA trained 120 community representatives and local peace structure members in Jonglei and Upper Nile States on mediation, dialogue, trauma awareness, problem-solving skills and advocacy.

¹ The remaining output delivered are attributable to Conflict Resolution NCA project (7%) and SS Feeder Roads WFP (4%).
² The gender of 10% of the beneficiaries is unknown.

5.5.3. SOUTH SUDAN AND THE EUTF COMMON OUTPUT INDICATORS

The following table presents an overview of the results achieved so far by the EUTF portfolio in South Sudan.

Table 8: EUTF common output indicators for South Sudan, as of December 2023^{1,2,3,4}

EUTF Indicator	2016-2018	2019	2020	2021	2022	2023	Total	Trend
1.1 Number of direct jobs created or supported	28,252	0	291	2,206	17,219	1,310	49,278	
1.2 Number of MSMEs created or supported	2	1,870	73	606	759	747	4,057	
1.3 Number of people assisted to develop income-generating activities	6,484	14,289	18,963	29,312	30,183	8,585	107,817	
1.4 Number of people benefiting from professional trainings (TVET) and/or skills development	0	0	150	7,892	5,118	1,785	14,946	
1.5 Number of industrial parks and/or business infrastructures constructed, expanded or improved	0	0	0	7	1	4	12	
2.1 Number of local development plans directly supported	0	0	8	9	0	0	17	
2.1 bis Number of social infrastructure built or rehabilitated	3	120	31	60	181	176	571	
2.2 Number of basic social services delivered	1,779,966	101,283	1,009,456	807,826	539,093	218,780	4,456,404	
2.3 Number of people receiving nutrition assistance	0	100,505	20,447	76,170	6,402	2,216	205,739	
2.4 Number of people receiving food security-related assistance	59,045	159,885	1,452,713	42,518	30,181	28,962	1,773,303	
2.5 Number of institutions that adopt local disaster risk reduction strategies	0	0	8	20	32	25	85	
2.7 Number of people reached by sensitisation campaigns on resilience-building practices and basic rights	330	48,324	247,082	179,255	147,802	82,024	704,816	
2.8 Number of staff from local authorities and basic service providers benefiting from capacity building to strengthen service delivery	1,068	1,489	6,132	3,468	1,610	9,312	23,078	
2.9 Number of people having improved access to basic services	1,412,600	60,787	31,407	45,656	61,694	447,346	2,059,490	
3.6 Number of institutions strengthened on migration management	0	8	0	0	0	0	8	
3.7 Number of individuals trained on migration management	0	180	0	0	0	0	180	
4.1 Number of infrastructures supported to strengthen governance	0	0	0	0	3	0	3	
4.2 Number of staff trained on governance, conflict prevention and human rights	80	1,025	621	1,230	4,057	1,329	8,342	
4.3 Number of people participating in conflict prevention and human rights activities	325	2,230	5,438	43,257	88,478	84,793	224,521	
4.6 Number of strategies, laws, policies and plans developed and / or directly supported	56	8	10	114	38	11	237	
5.1 Number of multi-stakeholder groups and learning mechanisms formed and regularly gathering	16	35	54	104	34	24	267	
5.2 Number of planning, monitoring, learning, data collection and analysis systems set up, implemented and / or strengthened	11	17	20	308	8	2	366	
5.3 Number of field studies, surveys and other research conducted	13	28	13	19	6	4	83	
5.4 Number of regional cooperation initiatives created, launched or supported	15	16	12	0	0	0	43	
6.1 Number of pandemic-related supplies provided for COVID-19 response	0	0	31,549	6,184,068	0	0	6,215,617	
6.2 Number of people directly benefiting from COVID-19 activities	0	0	20,889	0	0	0	20,889	
6.3 Number of entities benefiting from COVID-19 activities	0	0	6	117	0	0	123	

¹ Data in this report is not comparable with reports prior to S1 2020 due to the application of methodological changes (more information on this process can be found in the S1 2020 report). However, all MLS data (including historical data) has been adapted to the new methodological notes where possible, and therefore all data included in this table is fully comparable across reporting periods. In some cases, data that could not be changed or adapted was taken out to ensure comparability.

² The sum of S1 and S2 2023 values found throughout the report might differ by one unit from 2023 values due to rounding.

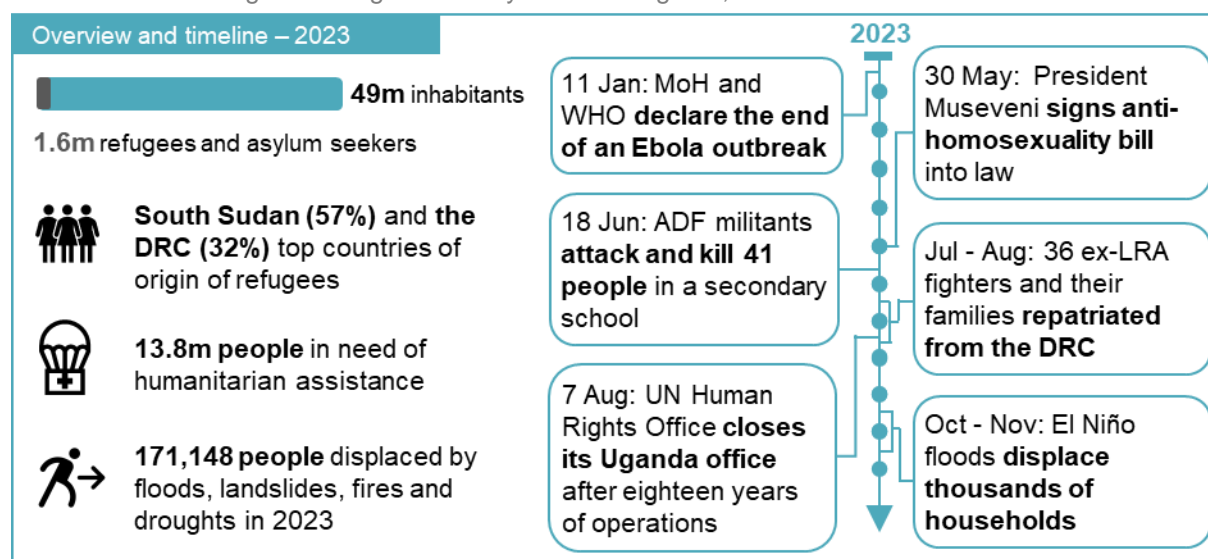
³ The trendlines present the non-cumulative evolution of the quarterly results for each EUTF indicator.

⁴ The indicator review undertaken by the MLS team, as described in the methodology section, led to some re-mappings between several EUTF indicators, including indicators 2.2 and 2.9 (for example, Feeder Roads UNOPS and SSRD FAO) as well as indicators 4.2 and 4.3 (for example, SS Women Empowerment Dorcas [PRIDE! Empowered women, including persons with disabilities, contributing to inclusive development of their communities in and around Way and Gogrial West Counties project] and Cross-Border PACT SEEK). These changes, along with retroactive reporting and data corrections from implementing partners, explain the discrepancies between the numbers reported in this table and those reported in the S1 2023 report. All changes and corrections to MLS data effected in S2 2023 are explained in detail in the annexes.

5.6. UGANDA

5.6.1. UGANDA IN 2023

Figure 34: Uganda – Key facts and figures, as of December 2023¹



Over the course of 2023, Uganda continued to receive refugees and asylum seekers from neighbouring countries under its open-door policy, which includes provisions that provide refugees with the freedom to move freely, settle anywhere and access basic services on an equal basis with Ugandan nationals. At the end of 2023, 1,615,162 refugees and asylum seekers were hosted in Uganda, mostly from neighbouring South Sudan (57%) and the DRC (32%) on account of conflict- and climate-related dynamics in those countries. As conditions in Burundi continue to improve following peaceful elections in June 2020, the Government of Uganda, UNHCR and other partners have facilitated the voluntary return of Burundian refugees as one of the durable solutions promoted through commitments to the CRRF, GCR and other regional frameworks. As of September 2023, 14,477 Burundians had been voluntarily repatriated from Uganda, 573 of whom were repatriated in 2023.² It is worth noting that the EU also supports this process through the Uganda component of the 'EU regional action to provide durable solutions to the Burundian refugee crisis in the Great Lakes'.

The Government of Uganda was a co-convenor at the second GRF held in December 2023. With financial support from the EU and other partners, the government held a series of events in preparation for the GRF that brought together all relevant stakeholders to assess the prevailing refugee situation, follow up on the previous pledges and commitments, and make new pledges. The EU has aligned its development priorities for Uganda with the Ugandan government's pledges from the forum (including on environmental protection, self-reliance of refugees and transition management).

Despite international praise of Uganda's open-door policy and self-reliance-based approach to migration management, the country's refugee response is facing numerous challenges related to population pressure, overstretched resources and underfunding.³ Following a prioritisation exercise endorsed by the CRRF Steering Group in Uganda in December 2022, the WFP introduced food rations in the country's refugee settlements in 2023. This rationing is implemented according to a needs-based approach, meaning that the most vulnerable refugee households receive 60% of their previous rations,

¹ IOM, 'Uganda multi-hazard infographic response / DRR (December 2023)', January 2024; New Vision, 'Last batch of former LRA rebels return', 29 September 2023; UNICEF, 'Uganda humanitarian situation report no. 6: January-December 2023', 27 February 2024; UN News, 'Uganda: UN human rights office to close on Saturday', 4 August 2023; World Population Review, 'Uganda population 2023 (Live)'. Retrieved on 5 May 2024 at <https://worldpopulationreview.com/countries/uganda-population>.

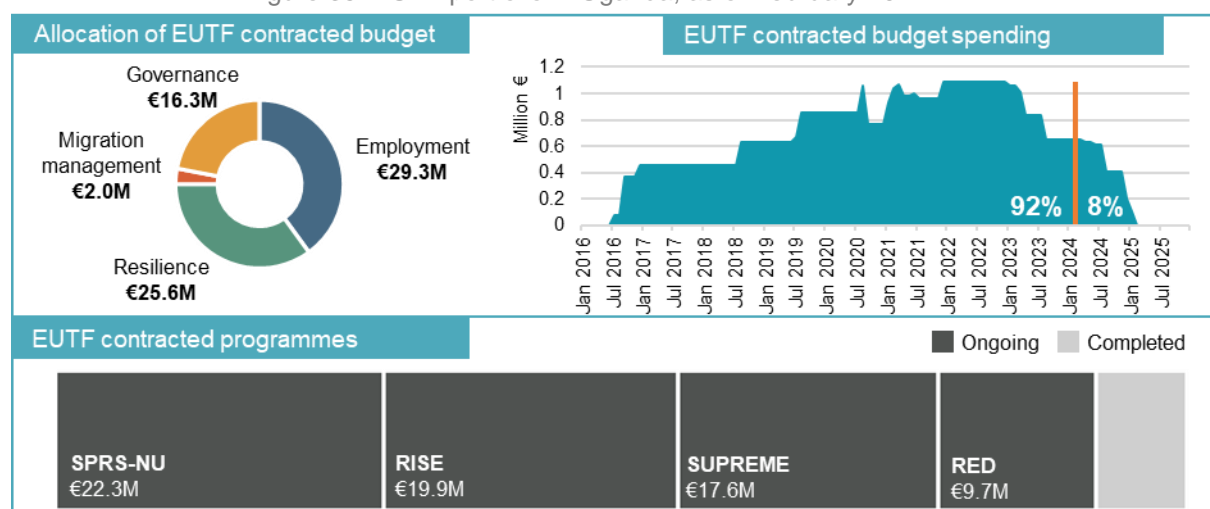
² UNHCR, 'Urgent requirements to support the voluntary repatriation of Burundian refugees in 2023: November 2023 – June 2024', November 2023.

³ The New Humanitarian, 'Why refugee ration cuts in Uganda risk long-term social damage', 18 March 2024.

moderately vulnerable households receive 30% and the least vulnerable receive nothing.¹ However, some refugees have raised concerns of a mismatch between the vulnerability category assigned to them and their actual needs. Besides the needs-based and prioritisation approach to humanitarian assistance, which has left many refugees struggling to meet their basic needs, limited employment and livelihood opportunities in the refugee-hosting areas, increasingly limited land availability for agriculture, and changing climate and weather patterns have all made it difficult for refugees to become and remain self-reliant. As a result, some refugees are turning to other sources of support, such as community groups in Uganda, their country of origin or the diaspora.²

5.6.2. THE EUTF IN UGANDA

Figure 35: EUTF portfolio in Uganda, as of February 2024^{3,4,5,6}



The EUTF strategy for Uganda supports the implementation of the CRRF by seeking to strengthen the resilience and self-reliance of communities, as well as to integrate refugees into mainstream service delivery. Thus far, the EUTF has contracted €74M of funding to Uganda for sixteen projects, seven of which are still implementing activities and nine of which are completed.⁷ Of the €74M contracted to Uganda, around 40% (€29M) is dedicated to SO1 (improved economic and employment opportunities) interventions. SPRS-NU Enabel, SUPREME Livelihoods WV and the now ended RISE ACF and RISE GIZ projects implemented activities such as IGA and livelihood support, TVET and skills development trainings, and job placements.

A further 35% (or €26M) of the contracted budget in Uganda is allocated to SO2 (strengthening local communities' resilience). Interventions targeting this SO focus on food security, strengthening the delivery of basic services (such as education, health, legal representation and psychosocial support) and addressing the negative impacts of environmental degradation on refugee-hosting districts. These activities are implemented by the RED and SUPREME programmes and the now ended SPRS-NU ADA,⁸ SPRS-NU DRC,⁹ RISE ACF and RISE CARE¹⁰ projects. An additional €16M are allocated to

¹ The New Humanitarian, 'What WFP cuts mean for people in hunger crises around the world', 13 December 2023.

² The New Humanitarian, 'Why refugee ration cuts in Uganda risk long-term social damage', 18 March 2024.

³ EUTF funding data is valid as of February 2024, refers only to contracted (not committed) and operational projects, and has been rounded to the nearest €0.1M. Possible discrepancies between cumulative programme budgets and the total country budget are due to rounding.

⁴ Calculations for the spending chart assume that projects evenly distribute budget spending across years of implementation.

⁵ The programme not labelled in the 'EUTF contracted programmes' chart is SSCoS (€4.1M).

⁶ An additional €0.3M allocated to cross-cutting issues are not represented in the EUTF contracted budget visual.

⁷ 'Completed' projects refer to projects whose contracts have ended.

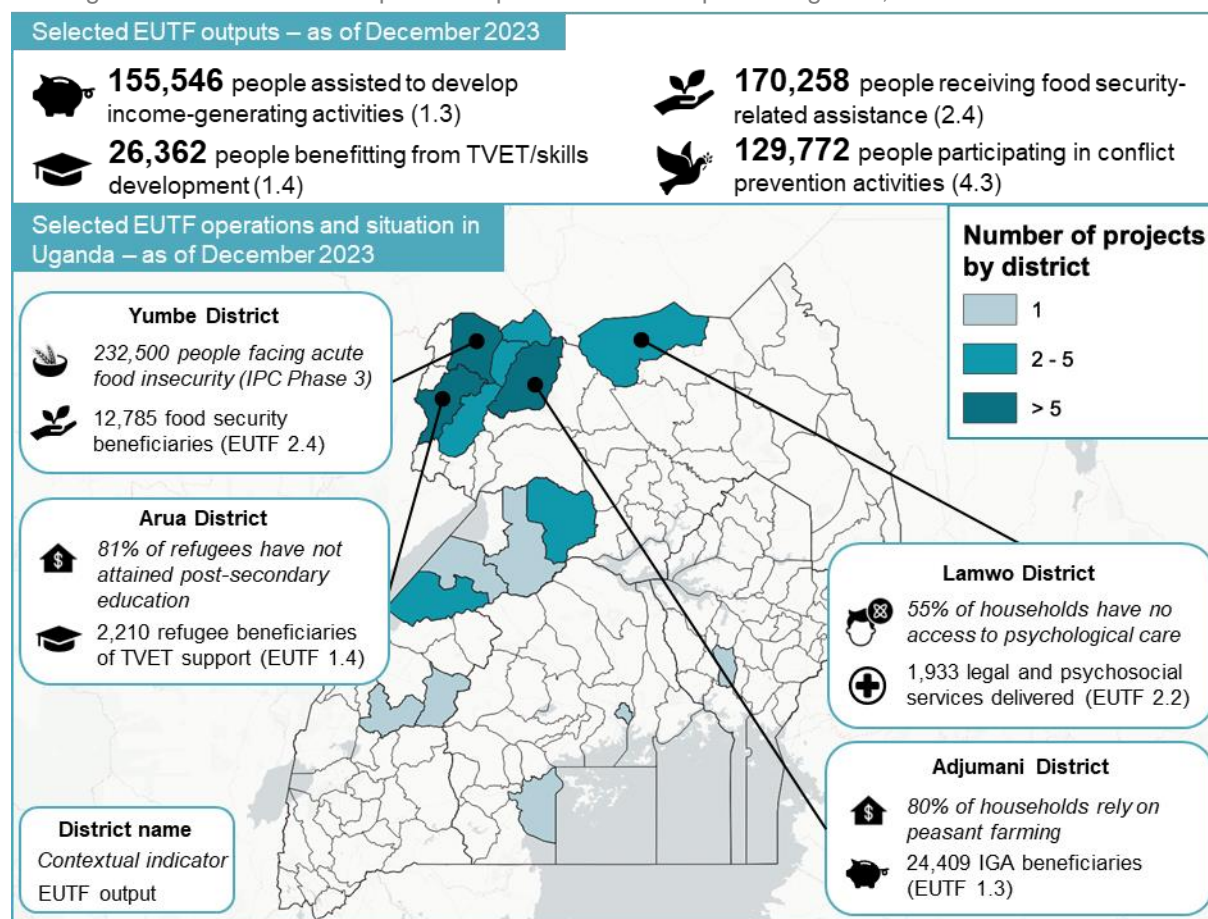
⁸ Support programme to the refugee settlement and host communities in Northern Uganda ADA project.

⁹ Support programme to the refugee settlement and host communities in Northern Uganda DRC project.

¹⁰ Response to the increased demand on government services and creation of economic opportunities – Emergency preparedness project.

SO4 (conflict prevention and peace building), with a focus on strengthening communities' access to justice, raising awareness on conflict prevention, and promoting social cohesion between refugees and host communities. The remaining €2M are dedicated to SO3 (migration management).¹ To respond to these challenges, EUTF projects in Uganda target refugees and their host communities with interventions aimed at increasing their self-reliance by offering alternative income and livelihood sources to communities that are traditionally dependent on subsistence farming (or food rations in the case of refugees).

Figure 36: Selected EUTF portfolio operations and outputs in Uganda, as of December 2023²



Economy and employment

In refugee-hosting districts, the poverty rate among households remains high, in part due to limited livelihood opportunities, climate-related shocks which have negatively affected agricultural livelihoods, elevated commodity prices due to inflation, and the beforementioned decrease in food rations and cash assistance.

To date, EUTF-funded projects in Uganda have created or supported 13,380 jobs (46% hosts and 45% refugees³), of which 3,535 were reported in 2023, including 1,601 in S2 2023 alone, (EUTF indicator 1.1). 2023 accounts for the highest annual number of jobs ever reported in Uganda, largely thanks to SUPREME Livelihoods WV, which linked 2,548 youths to employment opportunities in the private sector (of whom were supported in S2 2023) in Arua, Moyo, Terego, Obongi and Madi Okollo Districts. Another

¹ <1% (€0.3M) of the EUTF portfolio in Uganda is allocated to cross-cutting issues.

² Cities Alliance, 'Arua city central division census of migrants and host communities' October 2021; IPC, 'Uganda refugee host districts IPC acute food insecurity situation: August 2023 - June 2024', 27 November; REACH, 'Multi-Sector needs assessment: Arua District, Uganda', 31 August 2018; REACH Initiative, 'Multi-Sector needs assessment: Lamwo District Uganda (August 2018)', 18 September 2018.









³ The displacement status of the remaining 9% is unspecified.

924 short-term jobs (70% or 643 of which were reported in S2 2023) were created by RED Save the Children through cash for work activities related to the production of energy-efficient stoves.¹

To date, 155,546 people have been assisted to develop IGAs, of which 13,899 people were reached in 2023, including 1,622 in S2 2023 alone (EUTF indicator 1.3). In 2023, the RISE ACF project reached 7,262 people with agricultural production and financial literacy training as well as business coaching and mentorship in Adjumani, Arua, Terego and Yumbe Districts before ending in July 2023. Other contributors in 2023 include RED Save the Children, which reached 4,043 beneficiaries (mostly women and youth, of whom 687 were supported in S2 2023) with entrepreneurship and IGA training linked them to financial service providers and supported viable businesses to participate in youth innovation labs. The rest of the 2023 output was reported by SUPREME IRR1 (which provided entrepreneurship, livelihoods and life skills training and support to 1,909 beneficiaries) and SUPREME Livelihoods WV (which awarded business development grants to 684 members of livelihood groups). To date, 34% of the IGA beneficiaries supported in Uganda have benefitted from the establishment of livelihood groups, followed by training of VSLA members (33%), entrepreneurship and IGA training (22%), and other forms of support such as access to finance and material support.

EUTF projects in Uganda have also provided TVET and skills development support mainly targeting young people to enhance their self-reliance and increase their participation in the local economy. To date, 26,362 people (at least 42% youth²) have been supported with TVET and skills development (EUTF indicator 1.4), of whom 5,786 were supported in 2023 alone (including 3,371 in S2 2023). In S2 2023, SPRS-NU Enabel provided formal and non-formal business and TVET trainings to 1,629 youths in Adjumani, Arua, Kiryandongo and Yumbe Districts. SUPREME Livelihoods WV provided market-oriented and leadership skills training and mentorship support to 1,051 youths. Moreover, in response to increasing environmental degradation in refugee-hosting districts, RED Save the Children trained 553 people (mainly women and youth) as local artisans in sustainable and renewable energy and efficient technologies and provided them with apprenticeship and mentorship support.

Outcome analysis 5: RISE ACF – Endline evaluation³

RISE ACF	 Budget: €9M  IP: Consortium led by ACF  Objective: Strengthen coordination and development of local authority-led service delivery to all people in refugee-hosting districts	Main target groups
 Response to increased demand on government service and creation of economic opportunities in Uganda (RISE)  From August 2019 to July 2023		 Youth and women  Refugee and host community households  Smallholder farmers
<p>The RISE ACF project was implemented by an Action Against Hunger (ACF)-led consortium and aimed at strengthening the coordination and development of local authority-led service delivery to populations in refugee-hosting districts and at enabling greater resilience and self-reliance among refugee and host communities. The project targeted 143,874 direct and indirect beneficiaries in Adjumani, Arua, Terego and Yumbe Districts. The final evaluation implemented a mixed methods approach of data collection through focus group discussions, key informant interviews, surveys, document reviews and beneficiary success stories. The final evaluation report found that the project improved household incomes, food security, nutrition, access to land and employability (particularly for the youth) through various interventions such as climate-smart agriculture and optimised land use practices, financial literacy and VSLA trainings and support, business development, TVET and skills development support.</p>		

¹ Jobs created or supported through cash for work are calculated on the basis that a job is equivalent to 230 days of work.

² 52% of the beneficiaries are adults of unspecified age.

³ RISE ACF, 'Endline evaluation study report for response to increased demand on government service and creation of economic opportunities in Uganda (RISE) project', December 2023.

- **Improved financial inclusion, employment and incomes of refugee and host community households, especially for women and youth.** Findings from the project's tracer studies show that 91% of the targeted youths from the host community households and 89% from the refugee households were either formally employed or earning income through IGA activities at endline. Furthermore, 89% of the households surveyed during the endline evaluation reported an increase in household income, surpassing the 40% target, although the increase amount was not measured and thus the size of the effect is difficult to assess. The project likely contributed to these results through its practical approach of providing TVET and skills development support to the youths and then linking them with private sector employers. The RISE ACF project also provided complementary IGA trainings and material support to those youths who opted for self-employment. Nearly all the businesses established through the project's support assessed during the endline evaluation were generating income at least one year after their establishment. Moreover, the proportion of women participating in IGAs in the project implementation areas stood at 69% by the end of the project, surpassing the target of 62%.

In addition, 75% of the VLSAs formed and supported by the project were able to save at least UGX 2M (€500) at the end of each trading cycle (around a full year) at endline, against a target of 70%. The project established 593 VSLAs with an average membership of 30 people and provided financial literacy and support to members of these groups. This means that on average, each member saved more than UGX 67K (€17) per trading cycle. Moreover, 82% of project beneficiaries surveyed during the endline evaluation reported having savings, which is higher than the national average of 77%. This is a positive achievement compared to the baseline, when the majority of the VSLA members had no savings. Notably, the project signed a memorandum of understanding with Equity Bank Uganda Ltd, aimed at ensuring continued financial and technical support by the bank to the VSLAs and their members beyond the project's implementation period.

- **Improved food security and household resilience.** Although the endline evaluation found multiple improvements in household food security and resilience in project implementation areas, these were not always clearly defined and are therefore sometimes difficult to interpret. For example, according to the endline evaluation, 71% of surveyed households had adequate food for consumption and sale, which could be attributable to the project's modern agriculture trainings on topics such as optimised land use models, climate smart agriculture, value addition and nutrition, complemented by material support such as seedlings, tools and animals. However, unfortunately this indicator was not measured at baseline which means that it is impossible to know whether this represents an improvement compared to before the start of the project. The project also conducted a value chain analysis of the targeted areas and developed commercially viable value chains for cassava, sesame and sunflower. The endline evaluation reported that the project facilitated the production and sale of 50 metric tons of sunflower, generating about UGX 53M (€13K), although the average profit per beneficiary farmer is unknown. Other benefits include farmers selling more cassava cuttings as a result of increased demand following the development of the cassava value chains.

Moreover, there was an increase in agricultural land dedicated to crop production by 49 percentage points by the end of the project. The increased utilisation of agricultural land for crop production could have been promoted by project activities such as the distribution of oxen and ox-ploughs to the beneficiaries. In addition, refugees and host community households reported improved access to land through purchase, lease or free access.

Together, these improvements appear to have positively impacted the households' livelihoods and resilience, as suggested by the reduction in poverty rates among targeted communities to 38% of households at the endline, compared to the baseline value of 72%. Some of the best practices highlighted by the final evaluation include the involvement of private sector actors (such as banks,

employers and investors) in the project design and programming, which was assessed to be an effective way of promoting long-term investments in the identified agricultural value chains.

Access to justice

Serious cases of human rights violations have been reported in Uganda in recent years, including arbitrary arrests, detentions and even killings of members of political oppositions and marginalised groups¹. The passing of the Anti-Homosexuality Act in Uganda in May 2023 and the decision by the Constitutional Court of Appeal to uphold it, received criticism from civil society groups, international organisations and human rights defenders as it spells out harsh penalties for the LGBTQ community.² The Office of the UN High Commissioner for Human Rights (OHCHR) estimates that hundreds of people have been subject to human rights abuses and violations in Uganda because of their sexual orientation since the enactment of the Act in May 2023.³ More broadly, access to justice in Uganda is constrained by a significant backlog of cases and by the reluctance of the security and legal bodies to investigate and punish offenders who violate human rights.⁴

In an effort to strengthen service delivery within the Justice, Law and Order Sector (JLOS), EUTF projects in Uganda target formal and informal JLOS actors with interventions aimed at strengthening their capacities to deliver security, justice and protection services. In 2023, projects under the SUPREME programme implemented various interventions benefitting 685 JLOS actors, 464 of whom were reached in S2 2023 (EUTF indicator 4.2). In S2 2023, the SUPREME SPACE IRR1⁵ project conducted trainings and mentorship programmes for 316 community peace, justice and rights champions, interlocutors and 'legal buddies' (people trained to accompany refugees and host community members appearing before a court to assist them in navigating the related legal processes) on court procedures and legal and human rights principles in Madi Okollo, Lamwo and Obongi Districts. SUPREME JLOS MoJCA⁶ provided training to 79 JLOS actors (including staff from the Uganda Police Force, Uganda Prison Service and the judiciary) on human rights. In addition, SUPREME JLOS KRC trained 69 duty bearers (including traditional and local court council leaders and community paralegals) on various topics such as conflict and case management, land laws and transitional justice and SGBV.

In response to challenges related to access to justice, projects in Uganda also provide legal assistance, protection assistance and psychosocial support directly to refugees and host community members. To date, EUTF projects have provided 10,378 basic services consisting of legal assistance, psychosocial support and protection services in Uganda (EUTF indicator 2.2), of which 61% involved legal assistance related to documentation, 26% related to counselling (26%) and 13% related to other basic services such as protection services and psychological support. In 2023, the SUPREME projects, which are the main contributors to this indicator, provided 7,107 basic services related to legal assistance, justice and protection including 5,940 in S2 2023 alone. In S2 2023, the SUPREME JLOS MoJCA offered free legal aid services to 5,092 refugee and host community members in its newly established Justice Centre Uganda Office in Yumbe District. The project also supported the police to provide protection services to 244 children across Northern Region, Uganda. Moreover, SUPREME JLOS KRC provided 604 legal (litigation and case documentation) and referral services, counselling, and psychological support to community members in Arua, Lamwo and Yumbe Districts.

EUTF projects also target community members with conflict prevention, peacebuilding and human right activities aimed at promoting peaceful coexistence and social cohesion between refugees and host communities. To date, EUTF projects in Uganda have reached 129,772 people with awareness raising

¹ Lesbian, gay, bisexual, transgender, queer or questioning persons or the community (LGBTQ).

² Human Rights Watch, 'Uganda's president signs repressive anti-LGBT law', 30 May 2023.

³ OHCHR, 'Uganda: Türk dismayed at ruling upholding discriminatory anti-gay law', 3 April 2024. Retrieved on 25 April 2024 at <https://www.ohchr.org/en/press-releases/2024/04/uganda-turk-dismayed-ruling-upholding-discriminatory-anti-gay-law>.

⁴ U.S. Department of State, 'Uganda: Country reports on human rights practices 2022', n.d. Retrieved on 25 April 2024 at <https://www.state.gov/reports/2022-country-reports-on-human-rights-practices/uganda>.

⁵ Strengthening Safety, Protection and Peaceful Co-existence for Women and Youth in Northern Uganda project.

⁶ Increased access to justice, improved security and protection of refugees and host communities in northern Uganda project.

campaigns on conflict prevention, peacebuilding and human rights (EUTF indicator 4.3). In 2023, 20,571 people participated in conflict prevention and peacebuilding-related campaigns and events, of whom 7,708 were reached in S2 2023. Nearly all of the 2023 output was reported by the SUPREME projects, with SUPREME JLOS KRC accounting for 56%. In S2 2023, SUPREME JLOS KRC organised community awareness, peace dialogues, conflict mediation sessions, debates and dramas about peace and human rights, reaching a total of 3,989 people. This is followed by the SUPREME SPACE IRRI project, which reached 2,259 community members through awareness raising and community events on conflict prevention, peace building and human rights and facilitated the inclusion of 666 women and youth in peacebuilding and conflict management processes.

5.6.3. UGANDA AND THE EUTF COMMON OUTPUT INDICATORS

The following table presents an overview of the results achieved so far by the EUTF portfolio in Uganda.

Table 9: EUTF common output indicators for Uganda, as of December 2023^{1,2,3,4,5}

EUTF Indicator	2016-2018	2019	2020	2021	2022	2023	Total	Trend
1.1 Number of direct jobs created or supported	3,141	2,484	1,108	697	2,415	3,535	13,380	
1.2 Number of MSMEs created or supported	369	63	32	31	893	1,136	2,524	
1.3 Number of people assisted to develop income-generating activities	19,183	13,192	32,218	42,231	34,823	13,899	155,546	
1.4 Number of people benefitting from professional trainings (TVET) and/or skills development	2,851	3,913	2,999	5,501	5,312	5,786	26,362	
2.1 Number of local development plans directly supported	0	3	2	1	5	1	12	
2.1 bis Number of social infrastructure built or rehabilitated	10	5	5	5	21	18	64	
2.2 Number of basic social services delivered	0	0	0	1,115	2,438	7,107	10,660	
2.3 Number of people receiving nutrition assistance	29,487	7,054	0	0	0	0	36,541	
2.4 Number of people receiving food security-related assistance	21,629	8,057	54,346	28,919	27,232	30,075	170,258	
2.6 Hectares of agricultural and pastoral ecosystems where sustainable management practices have been introduced with EU support	0	0	15	30	1,616	1,979	3,640	
2.7 Number of people reached by sensitisation campaigns on resilience-building practices and basic rights	318	2,322	18,748	20,353	43,611	111,426	196,778	
2.8 Number of staff from local authorities and basic service providers benefitting from capacity building to strengthen service delivery	832	1,244	6,858	1,019	785	240	10,978	
2.9 Number of people having improved access to basic services	5,419	67,465	307,743	2,653	5,282	4,384	392,946	
3.6 Number of institutions strengthened on migration management	3	0	0	0	0	0	3	
4.1 Number of infrastructures supported to strengthen governance	0	0	0	0	1	0	1	
4.1 bis Number of equipment provided to strengthen governance	0	0	0	0	8	76	84	
4.2 Number of staff trained on governance, conflict prevention and human rights	7,541	2,423	357	1,117	5,914	685	18,037	
4.3 Number of people participating in conflict prevention and human rights activities	4,975	2,570	2,260	28,030	71,367	20,571	129,772	
4.6 Number of strategies, laws, policies and plans developed and / or directly supported	8	9	8	10	16	16	67	
5.1 Number of multi-stakeholder groups and learning mechanisms formed and regularly gathering	1,381	198	91	465	501	7	2,643	
5.2 Number of planning, monitoring, learning, data collection and analysis systems set up, implemented and / or strengthened	58	9	10	10	11	324	422	
5.3 Number of field studies, surveys and other research conducted	14	1	25	236	30	1	307	
6.1 Number of pandemic-related supplies provided for COVID-19 response	0	0	0	360	0	0	360	
6.2 Number of people directly benefitting from COVID-19 activities	0	0	0	28	0	0	28	
6.3 Number of entities benefitting from COVID-19 activities	0	0	0	157	0	0	157	

¹ Data in this report is not comparable with reports prior to S1 2020 due to the application of methodological changes (more information on this process can be found in the S1 2020 report). However, all MLS data (including historical data) has been adapted to the new methodological notes where possible, and therefore all data included in this table is fully comparable across reporting periods. In some cases, data that could not be changed or adapted was taken out to ensure comparability.

² The sum of S1 and S2 2023 values found throughout the report might differ by one unit from 2023 values due to rounding.

³ The trendlines present the non-cumulative evolution of the quarterly results for each EUTF indicator.

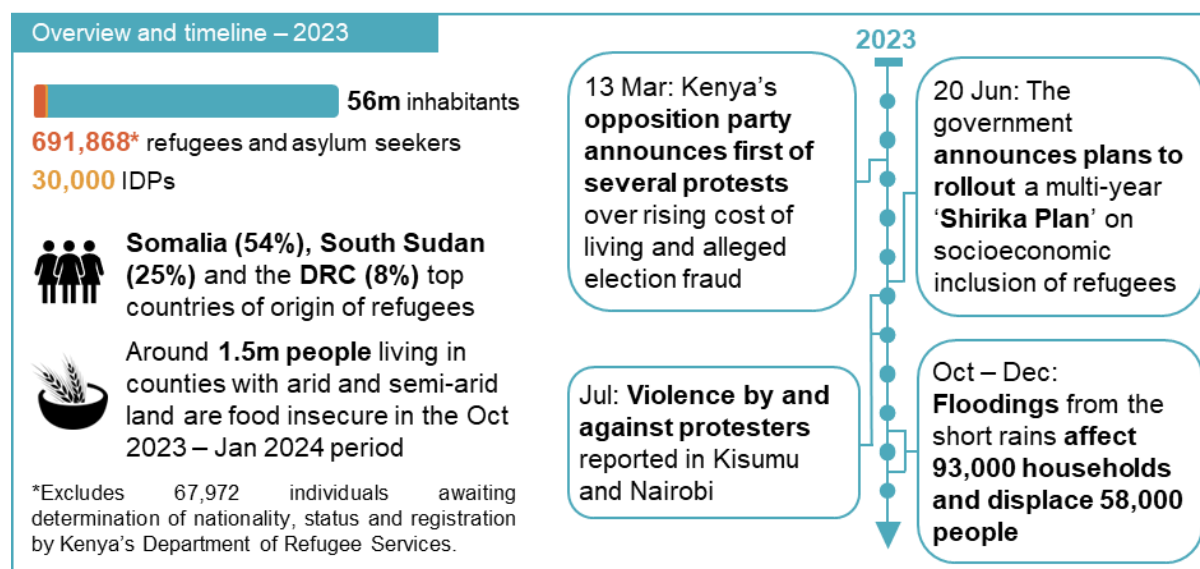
⁴ The indicator review undertaken by the MLS team, as described in the methodology, influenced larger re-mappings between EUTF indicator 1.2 and 1.3 as well as 1.3 and 1.4 in Uganda, which explains some discrepancies between the numbers reported for these indicators in this table and those reported in the S1 2023 report.

⁵ The indicator review undertaken by the MLS team, as described in the methodology section, led to some re-mappings between several EUTF indicators, including indicators 1.2 and 1.3 (as in the case of SUPREME Livelihoods WV), as well as 1.3 and 1.4

5.7. KENYA

5.7.1 KENYA IN 2023

Figure 37: Kenya – Key facts and figures, as of December 2023¹



In 2023, Kenya was hit by nationwide political protests and violence driven by anti-government sentiments, especially in the first half of 2023. A call to action by Kenya's opposition party, Azimo la Umoja One Kenya Coalition Party led to protests from March onwards linked to alleged election injustice, high living costs and tax hikes.² Subsequent waves of protests in the following months were characterised by violence including use of force by police, causing multiple injuries and deaths (at least 35 deaths were reported by ACLED up to September). In the first nine months of the year, 840 demonstrations were reported by ACLED, 26% of which involved interventions from security forces, compared to 15% in 2022.³

In a more positive development, Kenya experienced an improvement in the estimated number of food insecure people according to the IPC classification. Between March and June 2023, an estimated 5.4 million people were in IPC Phase 3 or above,⁴ while the number decreased to 1.5 million people for the October 2023 to January 2024 period.⁵ However, despite the overall improvements with the return of the October to December 2023 short rains, which were well above the 40-year average in Kenya, the rains did not have a universally positive impact across the country. While they helped increase agricultural production and labour activities in pastoral areas,⁶ more than 546,000 people were estimated to have been displaced by the El Niño-enhanced rains and resulting floods.⁷ Garissa County,

(for example, RISE ACF and SUPREME Livelihoods WV). These changes, along with data corrections from implementing partners, explain the discrepancies between the numbers reported in this table and those reported in the S1 2023 report. All changes and corrections to MLS data effected in S2 2023 are explained in detail in the annexes.

¹ FEWS NET, 'Kenya – Food security outlook update', December 2023; Human Rights Watch, 'Kenya: Events of 2023', December 2023; International Displacement Monitoring Centre, iDMC, 'Countries – Kenya', December 2023; UNHCR, 'Kenya statistics package: Refugees and asylum seekers in Kenya', 31 December 2023; UNHCR, 'Kenya: Operational update #12', December 2023; WHO, 'Situation report: 01 November – 31 December 2023. Greater Horn of Africa food insecurity and health grade 3 emergency', 20 February 2024; Worldometer, 'World population – Eastern Africa – Kenya population'. Retrieved on 6 May at <https://www.worldometers.info/world-population/kenya-population/>.

² The Africa Report, 'Mass action – Kenya: Raila announces anti-Ruto protests, with major demo in Nairobi', 14 March 2023.

³ ACLED, 'Situation update: Kenya – Police use excessive force in response to anti-government demonstrations', 26 September 2023.

⁴ IPC, 'Kenya: IPC food security & nutrition snapshot – Acute food insecurity', 1 September 2023

⁵ WHO, 'Situation report: 01 November - 31 December 2023. Greater Horn of Africa food insecurity and health grade 3 emergency', 20 February 2024.

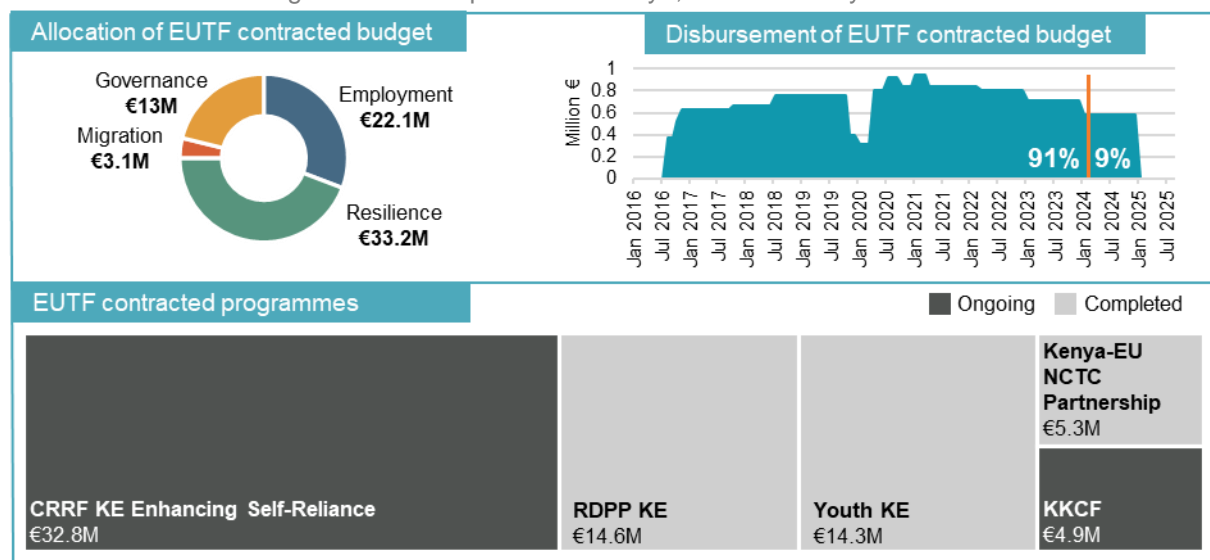
⁶ FEWS NET, 'Kenya – Food security outlook update', December 2023.

⁷ OCHA, 'Eastern Africa – El Niño impact snapshot', 14 December 2023.

home to 320,572 of Kenya's 691,868 refugees as of 31 December 2023,¹ was one of the counties most affected by the rains, as more than 50,000 people in the county experienced negative impacts such as disease outbreaks following sanitation challenges as well as destruction of land and livestock.

5.7.2 THE EUTF IN KENYA

Figure 38: EUTF portfolio in Kenya, as of February 2024^{2,3}



Kenya represents the third-smallest portfolio (€72M) of contracted EUTF funding in the HoA. Strengthening resilience (SO2, 46%) accounts for the largest portion of EUTF funding in Kenya, followed by economic and employment opportunities (SO1, 31%), conflict prevention (SO4, 18%) and migration management (SO3, 4%).⁴

While seven projects are completed (one of which was completed in S2 2023 and therefore still reported outputs for the period),⁵ only two are in implementation as of the end of 2023, both of which aim to promote refugee self-reliance. The CRRF KE Self-Reliance project (FAO, UN-Habitat, UNHCR and WFP), implemented in Kakuma camp and Kalobeyei settlement (Turkana County) and the Dadaab camps (Garissa County), aims to improve food security and health infrastructure, strengthen local refugee management capacities, promote the integration of service and infrastructure delivery in refugee-hosting areas and support the roll-out of the CRRF. Under the same programme (CRRF KE Enhancing Self-Reliance), the CRRF KE ABLI-G⁶ project, which ended in December 2023, was implemented by the Danish Refugee Council and aimed to promote income generation and entrepreneurship in the Dadaab camps. Finally, the IFC-implemented KKCF⁷ project⁸ seeks to strengthen economic opportunities (SO1) by supporting private companies and social enterprises, strengthening entrepreneurship, and supporting policy dialogue in Turkana County.

¹ UNHCR, 'Kenya: Operational update #12', December 2023.

² EUTF funding data is valid as of February 2024, refers only to contracted (not committed) and operational projects, and has been rounded to the nearest €0.1M. Possible discrepancies between cumulative programme budgets and the total country budget are due to rounding.

³ Calculations for the spending chart assume that projects evenly distribute budget spending across years of implementation.

⁴ The remaining 1% (<€500K) is allocated to cross-cutting issues.

⁵ 'Completed' projects refer to projects whose contracts have ended.

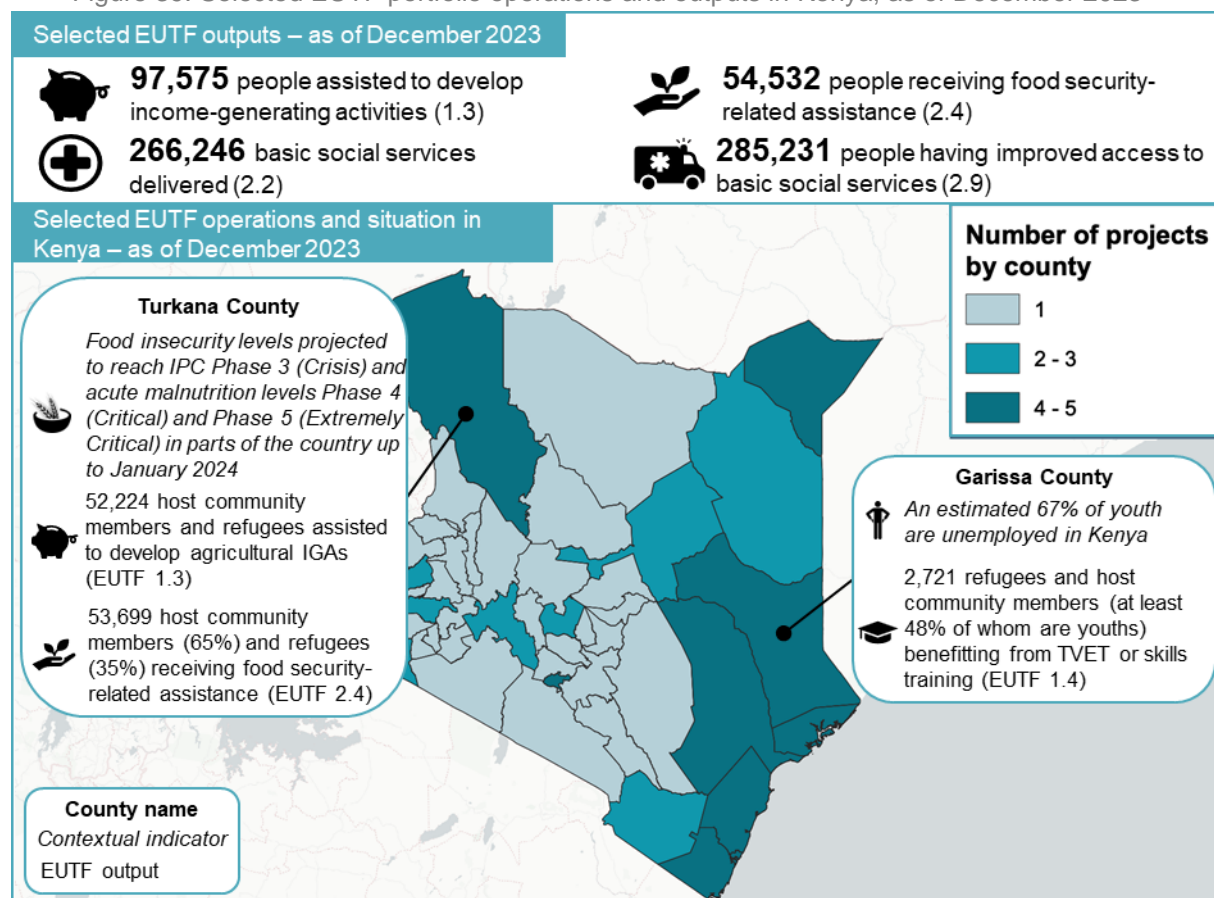
⁶ Area-based livelihoods initiative Garissa: Enhancing self-reliance for refugees and host communities in Garissa County project.

⁷ Kakuma-Kalobeyei Challenge Fund project.

⁸ The project has additionally received a top-up of €1M through NDICI (Neighbourhood, Development and International Cooperation Instrument – Global Europe) funds.

Completed programmes such as the Youth programme¹ and Kenya-EU partnership NCTC² (both of which ended in 2022) aimed to support income generation (SO1) as well as peacebuilding and conflict prevention (SO4), with a particular focus on vulnerable groups including youth.

Figure 39: Selected EUTF portfolio operations and outputs in Kenya, as of December 2023³



Food security, agriculture and livelihoods in refugee-hosting areas

After the three-year long drought that exacerbated food insecurity for more than five million people in Kenya, the latter half of 2023 saw favourable rainfall and improved harvests. However, recovery was slow as livelihoods continued to be affected by various shocks, including flash floods during the October to December rains that caused damage to infrastructure, property, farmland, and livestock populations, combined with the prolonged drought.⁴ These developments, combined with disease outbreaks in counties such as Mandera, Garissa, Wajir and Tana River, as well as sanitation challenges from flash floods, have contributed to high malnutrition rates in affected areas. These challenges were especially felt in marginalised refugee-hosting areas of Turkana and Garissa Counties, where almost 120,000 refugees and asylum seekers were newly registered in 2023, either through new registrations (births, or people not previously registered) in the refugee-hosting areas or through new arrivals in Kenya, mostly from neighbouring countries such as the DRC, Somalia and South Sudan.⁵ The refugee influx, triggered by drought conditions, chronic conflict and extremist violence in Somalia,⁶ has added further

¹ Conflict prevention, peace and economic opportunities for the youth programme.

² Kenya-EU partnership for the implementation of the national strategy to counter violent extremism in Kenya project.

³ International Labour Organization, 'Youth employment for sustainable developed (YESD)', n.d.; IPC, 'Kenya: IPC food security & nutrition snapshot: Acute food insecurity: July 2023 – January 2024; Acute malnutrition: April – October 2023', 1 September 2023.

⁴ IPC, 'Kenya: Acute food insecurity: July 2023 – January 2024; Acute malnutrition: April – October 2023', 1 September 2023.

⁵ UNHCR, 'Kenya statistics package: Refugees and asylum seekers in Kenya', 31 December 2022.

⁶ UN, 'Drought, conflict force 80,000 Somalis to shelter in Kenya's Dadaab refugee camps', 6 December 2022.

pressure to resource availability and disease outbreaks in the refugee-hosting areas of the country.¹

Since the inception of the EUTF in Kenya, programmes such as RDPP UNHCR (completed in 2019), CRRF KE Enhancing Self-Reliance and KKCF IFC have been implementing a nexus approach to improve self-reliance, focusing on increasing food security and agricultural production in refugee-hosting areas.

Since the start of the EUTF in Kenya, 54,532 host community members (65%) and refugees (35%) have received food security-related assistance (EUTF indicator 2.4). One of the highest annual outputs was reported in 2023, with 10,126 people reached (accounting for 19% of the historical output). In the second half of 2023, 5,051 refugees (55%) and host community members (45%) benefitted from food security-related assistance, which entailed agricultural trainings (45%), provision of farming inputs and tools (29%) and distribution of livestock (26%). FAO, through the CRRF KE Self-Reliance project, was responsible for the majority of the S2 2023 result. They trained 3,709 farmers, community members and producer group members on high-value crop production and agricultural enterprises, and distributed livestock inputs to 1,272 community members, in Kakuma, Kalobeyei and surrounding host community areas in Turkana County.

Photo 3: Vegetable production around Kalobeyei settlement, Turkana County, Kenya (FAO through the CRRF KE Self-Reliance project)²



EUTF projects in Kenya have also sought to reach beneficiaries more directly with food security-related and agricultural assistance through cash-based transfers and agricultural trainings. To date, 285,231 people have benefitted from improved access to basic social services in Kenya (EUTF indicator 2.9), including 25,852 people in 2023 through activities implemented by UNHCR and WFP through the CRRF KE Self-Reliance project. WFP reached 17,524 of the S2 2023 beneficiaries (out of 17,524 in total) by providing refugees with cash-based transfers to support food security and economic resilience in and around Kakuma-Kalobeyei.

To strengthen institutional capacities on food security, 7,484 staff from local authorities and basic service providers have benefitted from capacity building to strengthen service delivery (EUTF indicator 2.8), mainly in the nutrition and food security sectors (representing 56% of the staff trained to date). The capacities of another 1,206 staff and community members were strengthened throughout 2023,

¹ UNICEF, 'Kenya humanitarian situation report no. 6 (January to June 2023)', 10 August 2023.

² Photo credit: FAO.









including 731 staff in S2 2023, where the number of staff trained on nutrition and food security also constituted the majority of the outputs in 2023 (88%) and S2 2023 (85%). FAO, through the CRRF KE Self-Reliance project, was responsible for all staff trained on nutrition and food security in S2 2023 by training 624 community-based farmers on food security and agricultural structures and systems in the Kakuma-Kalobeyei area.

Economic opportunities and livelihoods in refugee-hosting areas

The trends described above for 2023 have led to diminishing livestock populations, reduced crop cultivation, and the continuation of high food prices following the depreciation of the Kenyan shilling.¹ Amid these challenges, EUTF interventions have also supported economic opportunities and income generation in Kenya's refugee-hosting areas.

In 2023, this support took the shape of IGAs, most of which focused on improving agricultural production and income. Namely, 4,212 people were supported to develop IGAs throughout 2023 (EUTF indicator 1.3), bringing the total number of IGA beneficiaries to 97,575 to date. Support to agriculture, fishery and livestock accounts for 75% of the IGA beneficiaries reached in Kenya to date, while these represented 57% of all beneficiaries in 2023. It also accounted for 71% of IGA support in S2 2023, where a total of 2,274 people were newly trained on IGAs. All three remaining projects still implementing in Kenya in 2023 contributed to the S2 2023 result: namely, the CRRF KE Self-Reliance project (83%), the EUTF's contribution to the KKCF IFC² (14%) and CRRF KE ABLI-G (3%). Through the CRRF KE Self-Reliance project, WFP supported 1,539 host community members through trainings of market actors (fisher folk, processors and farmers) and supported 192 refugees through the provision of infrastructure and equipment for IGAs. The WFP and FAO components of the project aim to strengthen beneficiary engagement in agricultural business and enhance the ability of relevant actors to provide quality consumer goods. Another 327 refugees (56%) and host community members (44%) received loans to help improve their access to finance in Kakuma-Kalobeyei through the EUTF's contribution to the KKCF IFC.

Outcome analysis 6: Area-based livelihoods initiative – Garissa (CRRF KE ABLI-G) – Evaluation³

CRRF KE ABLI-G		Main target groups
 Enhancing self-reliance for refugees and host communities in Garissa County	 IP: DRC, in partnership with NRC, ITC and ReDSS	 Refugees
 From April 2020 to December 2023	 Objective: To enhance the self-reliance of refugees and host communities in Garissa County	 Host communities
 Budget: €5M		 Entrepreneurs and enterprises

As part of the 'Enhancing self-reliance for refugees and host communities' programme in Kenya, the CRRF KE ABLI-G project (July 2020 to December 2023), implemented by DRC in partnership with NRC, ITC and ReDSS, carried out TVET, entrepreneurship and business development activities in the Dadaab refugee-hosting area of Garissa County. CRRF KE ABLI-G comprised three components that aimed to: 1) improve and diversify skills and competencies to support income generation and savings for host communities and refugees, 2) improve economic opportunities for entrepreneurs and enterprises by promoting entrepreneurship and business development capacities, and 3) encourage a business environment that enables economic opportunities for refugees and host communities. Key interventions included TVET trainings emphasising market-

¹ IPC, 'Kenya: IPC food security & nutrition snapshot: Acute food insecurity: July 2023 – January 2024; Acute malnutrition: April – October 2023', 1 September 2023.

² KKCF is a multi-donor fund, where the EUTF funds represent around 20% of the project's overall funds. As such, only 20% of the project's outputs are counted in the MLS.

³ DRC, 'End-term evaluation of the Area-based livelihood initiatives Garissa (ABLI-G) project. EUTF Enhancing Self-Reliance for Refugees and Host Communities in Kenya', August 2023.

driven technical and vocational skills, particularly for women and youth, supporting local business development and entrepreneurship through support to MSMEs, and policy and advocacy work at the county and national levels, all guided by the CRRF.

CRRF KE ABLI-G's endline evaluation employs a mixed methods approach, including a quantitative household survey of 443 refugee and host community respondents in three Dadaab camps. Findings are substantiated with qualitative data obtained through 20 key informant interviews with various stakeholders (such as project and UNHCR staff, county officers and community-level actors) and focus group discussions with community actors such as members of farmer groups, trade interest groups and MSME groups.

Quantitative outcome data in the endline evaluation was limited, and mainly concerned the **overall intended impact of enhancing self-reliance for refugees with regard to income generation**. At endline, 31% of households across the three Dadaab camps self-reported an increase in household and business income over the previous 12 months, compared to 14% at baseline. Similarly, 47% of beneficiaries of ABLI-G's VSLA-related activities reported that they had savings, while only 20% of non-beneficiaries reported the same. (However, the average amount of increased income or savings was not measured, making it difficult to assess the scale or impact of these changes.) These improvements were attributed to the creation of financial services through VSLAs providing opportunities for capital, financial access and financial independence.

Using qualitative data, **the endline evaluation also identified several project successes achieved under the project component on market-driven TVET and digital skills**. Based on interviews and focus group discussions, **the endline evaluation's findings suggest that this component had the greatest impact of the project's three intervention areas**. Stakeholders cited the application of the skills taught in daily life as integral to the success of the component, while youths also appeared to have improved their employability. Following the project's interventions, most of the graduates were certified by the National Industrial Trade Authority and Computer Society of Kenya. Most were then placed in apprenticeships, and some were offered support for further study. The endline evaluation noted that the project could have benefitted from a more effective integration of gender considerations into its design, as the proportion of female dropouts was fairly high. The project applied gender-sensitive approaches, including continuous gender analysis, and ensuring that TVET training centres had child-care facilities. Additionally, foundational skills (basic education skills) were provided for female youths lacking an adequate level of education. However, the project did not adequately address cultural issues relating to gender, such as the perceived responsibility of women in the home, which may have contributed to female participants dropping out.

The evaluation findings also suggested that the project helped to promote behaviour change such as on IGA and savings practices among targeted communities in Dadaab, and that these were appropriately aligned with interventions promoted by the Garissa County Government under Kenya's new 2021 Refugee Act, which aims to improve the socioeconomic integration of refugees via localised strategies.

Rights in refugee-hosting areas and forced displacement management

Amid the continued influx of refugees, the Kenyan government has taken several steps towards fulfilling its commitments to refugee protection and self-reliance through the GCR, the Comprehensive Refugee Response Framework (CRRF), and the 2021 Refugees Act (aiming to enhance the integration of refugees into the national economy). The new Refugees Act marks a significant departure from Kenya's historical approach to refugee response, which has not offered refugees many rights in terms of freedom of movement and employment.¹ In efforts to formalise the new act, a multi-year transition plan called

¹ Refugees International, 'Context news: Kenya's bold new Shirika Refugee Plan is model for future', 24 November 2023.

the 'Shirika Plan'¹ was announced in mid-2023, although it has yet to be formalised. The plan aims to support the socioeconomic inclusion of refugees through an integrated settlement approach, that builds on lessons from the partially integrated Kalobeyei settlement, which was designed to offer integrated and market-based opportunities for refugees and host communities. Notably, Kalobeyei settlement differs from Kakuma camp by offering cash-based interventions to meet housing, nutritional and other material needs, specific trainings to support entrepreneurship and agricultural project to promote dryland farming.²

To strengthen capacities on forced displacement management, UNHCR (through the CRRF KE Self-Reliance project) continued to strengthen the Kenyan Refugee Appeals Board in Turkana County (EUTF indicator 3.6) in S2 2023. The project also undertook interventions that focused directly on improving the rights of refugees, such as strengthening documentation for refugees and activities to promote gender rights. Of 8,671 basic social services delivered in 2023 (out of 266,246 delivered to date), legal assistance accounted for 76% and social protection on GBV for 14% (EUTF 2.2). (Historically, health care represents 75% of basic services delivered in Kenya to date.) All of the S2 2023 output (3,461 services) was delivered by the CRRF KE Self-Reliance project, through which UNHCR provided 2,868 refugees with ID cards through the Department of Refugee Services and 593 SGBV survivors with medical and psychosocial support and legal assistance in Kakuma-Kalobeyei and the surrounding refugee-hosting areas.

Through the same project, UNHCR also reached 12,195 refugees (67%) and host community members (33%) with SGBV awareness raising activities and 340 refugees with sensitisation trainings on protection from sexual exploitation and abuse in Turkana County (EUTF indicator 2.7). UNHCR's 12,535 beneficiaries of gender and SGBV sensitisation accounted for the majority of the 17,671 people reached by sensitisation campaigns in S2 2023. UNHCR also trained 77 county and national government staff on protection from sexual exploitation and abuse to improve responses and practices related to SGBV cases (EUTF indicator 2.8) in S2 2023. Jointly with the staff capacities built on food security and nutrition, 1,206 staff were supported with capacity building in 2023.

¹ UNHCR, 'Kenya – Figures at a glance', 2023.

² Refugee Studies Centre, ODID, 'The Kalobeyei model: Towards self-reliance for refugees?', 2019.

5.7.3 KENYA AND THE EUTF COMMON OUTPUT INDICATORS

The following table presents an overview of the results achieved so far by the EUTF portfolio in Kenya.

Table 10: EUTF common output indicators for Kenya, as of December 2023^{1,2,3,4}

EUTF Indicator	2016-2018	2019	2020	2021	2022	2023	Total	Trend
1.1 Number of direct jobs created or supported	1,420	2,623	561	722	1,536	14	6,875	
1.2 Number of MSMEs created or supported	713	41	0	4	309	125	1,192	
1.3 Number of people assisted to develop income-generating activities	46,117	16,815	8,411	9,519	12,501	4,212	97,575	
1.4 Number of people benefitting from professional trainings (TVET) and/or skills development	20,024	5,708	452	1,239	1,273	396	29,092	
1.5 Number of industrial parks and/or business infrastructures constructed, expanded or improved	0	0	0	6	0	0	6	
2.1 bis Number of social infrastructure built or rehabilitated	4	0	6	13	12	12	47	
2.2 Number of basic social services delivered	135,897	54,944	3,447	5,756	57,531	8,671	266,246	
2.3 Number of people receiving nutrition assistance	93,247	10,364	0	5,404	29,460	1,512	139,987	
2.4 Number of people receiving food security-related assistance	10,749	3,980	4,512	10,557	14,608	10,126	54,532	
2.6 Hectares of agricultural and pastoral ecosystems where sustainable management practices have been introduced with EU support	34,619	1,487	1	31,552	6	3	67,668	
2.7 Number of people reached by sensitisation campaigns on resilience-building practices and basic rights	52,894	9,858	3,111,126	111,232	221,074	99,636	3,605,821	
2.8 Number of staff from local authorities and basic service providers benefitting from capacity building to strengthen service delivery	898	250	1,552	1,185	2,757	1,206	7,848	
2.9 Number of people having improved access to basic services	41,335	1,210	144,439	4,914	67,481	25,852	285,231	
3.6 Number of institutions strengthened on migration management	0	0	0	0	1	2	3	
3.7 Number of individuals trained on migration management	0	0	0	63	25	58	146	
4.1 bis Number of equipment provided to strengthen governance	0	0	0	78	50	0	128	
4.2 Number of staff trained on governance, conflict prevention and human rights	1,443	1,220	1,168	986	1,318	105	6,240	
4.3 Number of people participating in conflict prevention and human rights activities	20,297	54,284	236	420,786	122,627	133	618,362	
4.6 Number of strategies, laws, policies and plans developed and / or directly supported	1	0	2	1	2	4	10	
5.1 Number of multi-stakeholder groups and learning mechanisms formed and regularly gathering	23	2	43	115	80	41	304	
5.2 Number of planning, monitoring, learning, data collection and analysis systems set up, implemented and / or strengthened	52	1	3	23	4	0	83	
5.3 Number of field studies, surveys and other research conducted	9	3	2	14	7	4	39	
6.1 Number of pandemic-related supplies provided for COVID-19 response	0	0	97,278	179,548	27,050	7,000	310,876	
6.2 Number of people directly benefitting from COVID-19 activities	0	0	12,410	0	0	0	12,410	
6.3 Number of entities benefitting from COVID-19 activities	0	0	109	0	0	2	111	

¹ Data in this report is not comparable with reports prior to S1 2020 due to the application of methodological changes (more information on this process can be found in the S1 2020 report). However, all MLS data (including historical data) has been adapted to the new methodological notes where possible, and therefore all data included in this table is fully comparable across reporting periods. In some cases, data that could not be changed or adapted was taken out to ensure comparability.

² The sum of S1 and S2 2023 values found throughout the report might differ by one unit from 2023 values due to rounding.

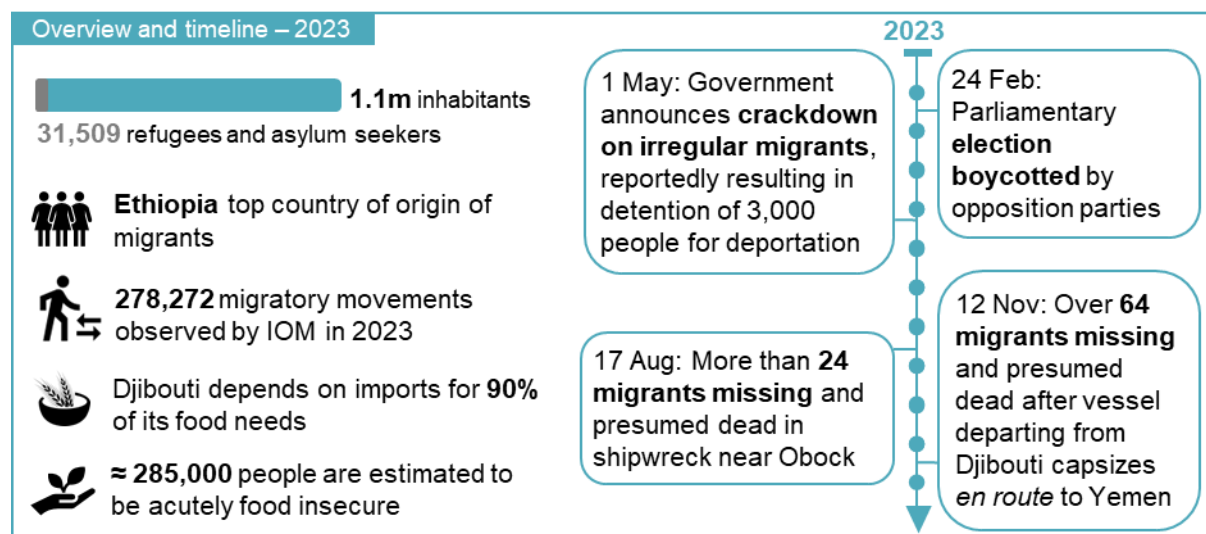
³ The trendlines present the non-cumulative evolution of the quarterly results for each EUTF indicator.

⁴ The indicator review undertaken by the MLS team, as described in the methodology section, led to a re-mapping between EUTF indicators 2.3 and 2.4 (for RDPP KE UNHCR [Regional Development and Protection Programme in Kenya: Support to the Kalobeyei Development Programme]). This changes, along with retroactive reporting and data corrections from implementing partners, explain the discrepancies between the numbers reported in this table and those reported in the S1 2023 report. All changes and corrections to MLS data effected in S2 2023 are explained in detail in the annexes.

5.8. DJIBOUTI

5.8.1. DJIBOUTI IN 2023

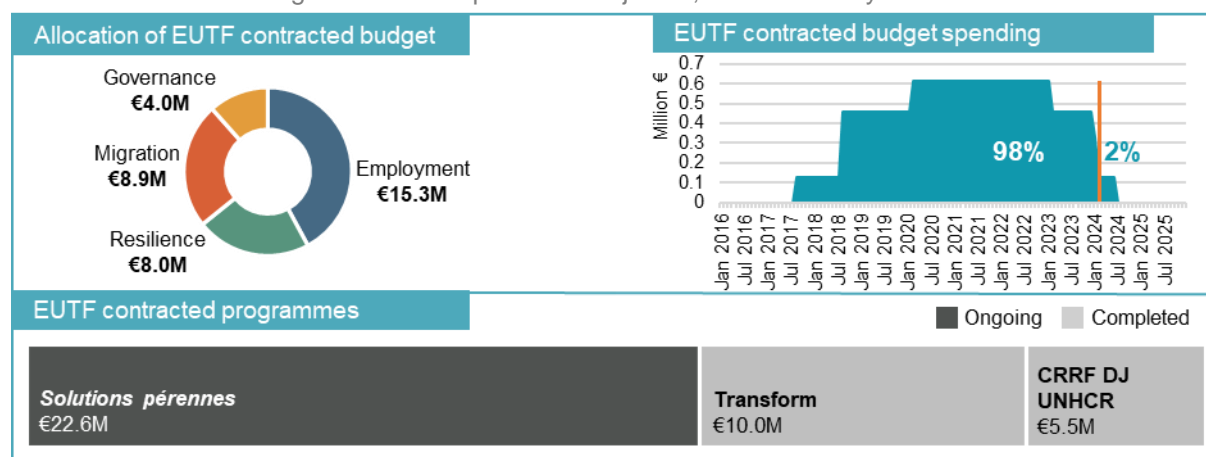
Figure 40: Djibouti – Key facts and figures, as of December 2023¹



Djibouti serves as an important transit country along a key regional migration route from Ethiopia and Somalia to Yemen and onwards to the Gulf Cooperation Council countries. In February 2023, parliamentary elections were largely boycotted by opposition parties. In May, the government announced a ‘crackdown’ on irregular migrants, which reportedly resulted in the detention and transfer to deportation centres of 3,000 people following a one-day emergency operation. In the second half of the year, the capsizing of two vessels carrying migrants from Djibouti to the Arabian Peninsula left at least 88 migrants missing and feared dead.²

5.8.2. THE EUTF IN DJIBOUTI

Figure 41: EUTF portfolio in Djibouti, as of February 2024³



¹ ACAPS, ‘Djibouti country overview’. Retrieved on 6 April 2023 at <https://www.acaps.org/country/djibouti/crisis/country-level/>; IPC, ‘Djibouti: Acute food insecurity situation March - June 2023 and projection for July - December 2023’, 2023; UN Department of Economic and Social Affairs, ‘World population prospects 2022 - Population estimate as of 1 July 2022’, 11 July 2022; UNHCR Djibouti, ‘Operational update’, December 2023; aggregation of figures reported in IOM DTM’s ‘Migration trends dashboard – Djibouti’ between January and December 2023.

² IOM, ‘More than 24 migrants reported missing following shipwreck off Djibouti coast’, 18 August 2023; IOM, ‘Over 64 Migrants Feared Dead in Yemen Shipwreck; IOM Urges Action for Safe Migration Pathways’, 15 November 2023.

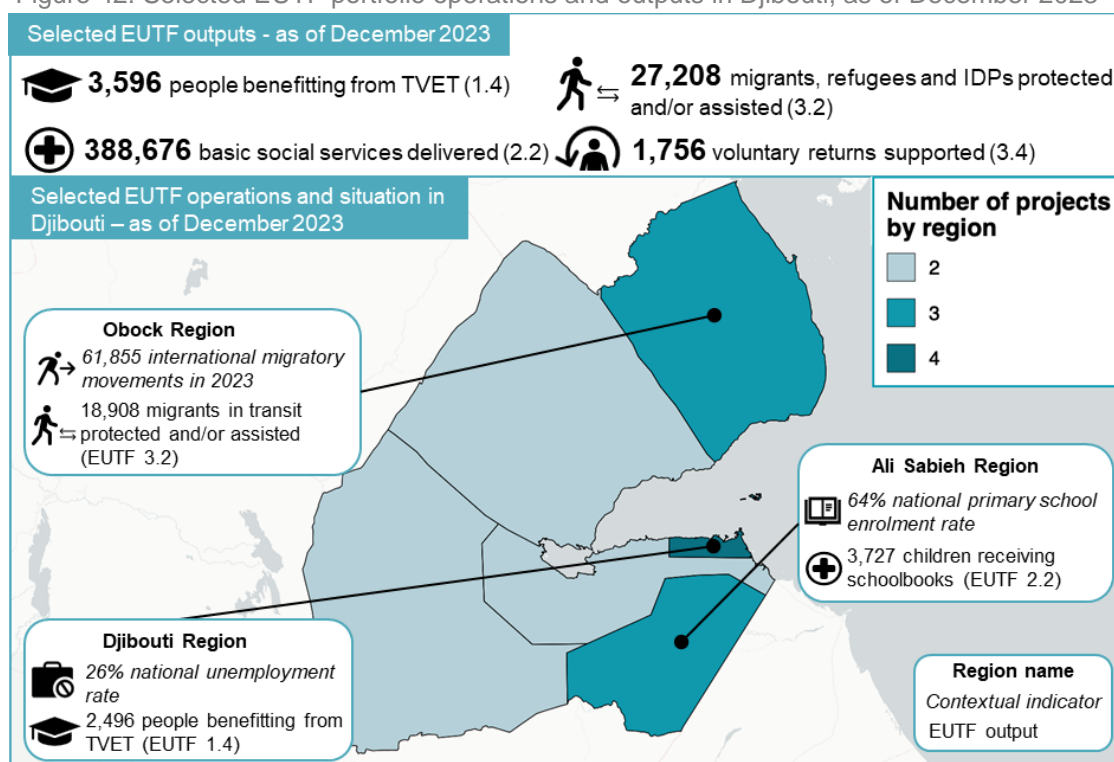
³ Calculations for the spending chart assume that projects evenly distribute budget spending across years of implementation.

Djibouti accounts for the second-smallest portion of contracted EUTF funding in the HoA, with €38M spread over four contracts, of which two were still in implementation after the end of the reporting period.¹ In Djibouti, most funds (40%) are allocated to SO1 (improving economic and employment opportunities), followed distantly by SO3 (improving migration management, 23%), SO2 (strengthening resilience, 21%) and SO4 (improved governance, security and conflict prevention, 11%).²

The EUTF’s strategic focus on employment largely reflects the significance of Djibouti’s geopolitically strategic and sophisticated port complex as an exceptional economic opportunity for the country. However, ensuring that this opportunity leads to poverty reduction requires concerted efforts to reconcile the capacity and skills of the local population with the demands of labour markets related to the port. For instance, the Transform AFD³ project (which ended in December 2023) sought to address this gap by improving skills and employability among youths for employment in the port and transport sectors.

Djibouti has embraced the CRRF approach to the refugee response. Supporting this approach represents the second pillar of the EUTF’s strategy in Djibouti. Together, the *Solutions pérennes* programme and the CRRF DJ UNHCR⁴ project (which ended in January 2023) have sought to support education, health and economic commitments to refugees, migrants and host communities made by the Djiboutian government through the CRRF.

Figure 42: Selected EUTF portfolio operations and outputs in Djibouti, as of December 2023^{5,6}



¹ Eritrea’s funding allocation observed a significant decrease in S1 2021 following the de-commitment of the funds for two projects, making it the recipient of the smallest amount of EUTF funding in the HoA.

² The remaining 5% allocated to cross-cutting issues correspond to €1.9M.

³ *Projet TRANSFORM - Professionnaliser les jeunes et les professionnels de la filière transport-logistique-portuaire project.*

⁴ *Autonomisation et épanouissement des réfugiés via l’éducation, l’accès aux services de protection sociale et les opportunités économiques project.*

⁵ ILO, ‘ILOSTAT database – 2023’. (Via World Bank data). Retrieved on 29 April 2024 at <https://ilostat.ilo.org/data/>; UNESCO Institute for Statistics, 2022. Retrieved on 29 April 2024 at <http://data.uis.unesco.org/>; aggregation of figures reported in IOM DTM’s ‘Migration trends dashboard – Djibouti’ between January and December 2023.

⁶ A substantial proportion of output data reported by *Solutions pérennes* IOM is not disaggregated by region and is thus underrepresented on the map.

Migration and forced displacement

Djibouti, with a population of just over one million people, serves as a transit country for more than 200,000 migrants annually.¹ In 2023, IOM observed 278,272 migratory movements through Djibouti, compared to 222,560 in 2022, as well as a 20% increase in arrivals from Ethiopia compared to the previous year.² According to IOM's flow monitoring reports, shifts in monthly migration trends are largely influenced by the relative strictness of border controls by the Djiboutian authorities as well as changing weather conditions.

Those crossing the Gulf of Aden from Djibouti are exposed to numerous protection risks as they often rely on smugglers operating buses and boats in unsafe conditions. Serious incidents are common, as reflected by the abovementioned fatalities resulting from shipwrecks in August and November 2023. As mentioned above, in May 2023 the government announced a migrant 'crackdown', in which thousands of migrants in Djibouti City were arrested and temporarily held in detention centres before being deported by truck back to their countries of origin. Migrants in Djibouti thus face a multitude of challenges and require a range of support to ensure their wellbeing, safety, and awareness of their rights.

The *Solutions pérennes* IOM project, which aims to support the Djibouti government's CRRF commitments through durable solutions for refugees, migrants and their host populations, has assisted tens of thousands of migrants in transit to date. In 2023, the project assisted 7,502 vulnerable migrants (85% male, 15% female), mainly in Obock Region, with food and medical assistance, of whom 95% were supported in the second half of the year (EUTF indicator 3.2). The project also continued its information campaigns, sensitising 4,792 migrants (94% male, 6% female) and five female host community members on risks related to irregular migration, primarily in Obock Region (EUTF indicator 3.3). In S1 2023, the project also raised awareness among 219 migrants and 765 host community members on sanitary practices across all regions of Djibouti (EUTF indicator 2.7). Finally, in S2, 647 homeless children were supported with various services, including shelter, food, education, family tracing and psychosocial support (EUTF indicator 2.2).

Djibouti also hosts 31,509 refugees as of December 2023,³ up from the 29,563 registered in December 2022.⁴ Most refugees in Djibouti are either Somali (42%) or Ethiopian (41%), followed by Yemenis (11%) and Eritreans (5%). The CRRF DJ UNHCR project has historically accounted for most of the EUTF's efforts to support refugees in Djibouti, but in 2022 the *Solutions pérennes* projects accounted for the largest refugee beneficiary outputs, and moreover the CRRF DJ UNHCR project ended in early January 2023 with no new outputs to report. In 2023, *Solution pérennes* WFP, which aims to support the Djibouti government's CRRF commitments as well as to reinforce the national social security system, delivered monthly cash transfers (EUTF indicator 2.9) to 1,310 new refugee beneficiaries, of whom the vast majority (92%) were first supported in S1 2023. A further 7,296 new host community member beneficiaries also received cash transfers this year, of whom 20% were first supported in S2 2023. These numbers exclude beneficiaries who were previously reported to the MLS but who also continue to receive monthly transfers. The project also sensitised 3,340 refugees (58% female, 42% male) and 3,880 host community members (61% female, 39% male) on their eligibility to participate in the national social protection system and how to use it (EUTF indicator 2.7).

Economy and employment

Despite a relatively positive short-term outlook, with gross domestic product projected to grow by 5.4% and 6.5% in 2023 and 2024 respectively,⁵ Djiboutians face numerous economic challenges, including a heavy reliance on food and energy imports that leaves them particularly vulnerable to global economic

¹ IOM, 'More than 24 migrants reported missing following shipwreck off Djibouti coast', 18 August 2023.

² IOM, 'Djibouti – Migration Flows Trends Dashboard', December 2023.

³ UNHCR Djibouti, 'Operational update', December 2023.

⁴ UNHCR, 'UNHCR Djibouti factsheet', December 2022.

⁵ African Development Bank Group, 'African Economic Outlook 2023'.

shocks. Most importantly in the context of the EUTF, the country faces extremely high rates of unemployment, in part because educating and training Djibouti's youths to meet the labour needs of the country's expanding economy remains a persistent challenge.

3,596 people have benefitted from TVET or skills development thanks to EUTF projects in Djibouti to date (EUTF indicator 1.4), of whom 336 (or 9%) were reported in 2023 alone (including 195 in S2 2023). The entire 2023 output can be attributed to Transform AFD, which trains people (all men) to work in the transportation and logistics sector for Djibouti's port. CRRF DJ UNHCR and *Solutions pérennes* WFP¹ have previously reported beneficiaries of professional trainings but did not implement relevant interventions in 2023 (in the case of CRRF DJ UNHCR because the project ended in January).

5.8.3. DJIBOUTI AND THE EUTF COMMON OUTPUT INDICATORS

The following table presents an overview of the results achieved so far by the EUTF portfolio in Djibouti.

Table 11: EUTF common output indicators for Djibouti, as of December 2023^{2,3,4}

EUTF Indicator	2016-2018	2019	2020	2021	2022	2023	Total	Trend
1.1 Number of direct jobs created or supported	5	5	5	0	0	0	15	
1.2 Number of MSMEs created or supported	0	0	0	2	0	0	2	
1.3 Number of people assisted to develop income-generating activities	0	0	289	1,030	236	5	1,560	
1.4 Number of people benefitting from professional trainings (TVET) and/or skills development	122	253	821	777	1,287	336	3,596	
2.1 bis Number of social infrastructure built or rehabilitated	0	0	30	1	26	0	57	
2.2 Number of basic social services delivered	0	434	3,310	602	383,683	647	388,676	
2.7 Number of people reached by sensitisation campaigns on resilience-building practices and basic rights	0	6,671	224,190	0	17,274	9,404	257,539	
2.8 Number of staff from local authorities and basic service providers benefitting from capacity building to strengthen service delivery	0	166	0	66	168	120	520	
2.9 Number of people having improved access to basic services	0	22,864	4,162	436	3,182	8,606	39,249	
3.2 Number of migrants in transit, refugees/asylum seekers and IDPs protected and/or assisted	0	1,032	7,398	6,117	5,159	7,502	27,208	
3.3 Number of (potential) migrants reached by information campaigns on migration	0	5,746	0	13,453	5,137	4,797	29,133	
3.4 Number of voluntary returns supported	0	0	0	715	37	1,004	1,756	
3.7 Number of individuals trained on migration management	0	21	0	0	9	31	61	
4.1 Number of infrastructures supported to strengthen governance	0	1	0	0	0	0	1	
4.2 Number of staff trained on governance, conflict prevention and human rights	0	181	17	45	0	0	243	
4.6 Number of strategies, laws, policies and plans developed and / or directly supported	0	3	2	4	7	2	18	
5.2 Number of planning, monitoring, learning, data collection and analysis systems set up, implemented and / or strengthened	0	3	2	2	8	0	15	
5.3 Number of field studies, surveys and other research conducted	0	1	1	1	11	6	20	
5.4 Number of regional cooperation initiatives created, launched or supported	0	2	0	0	1	0	3	
6.1 Number of pandemic-related supplies provided for COVID-19 response	0	0	16,380	0	0	0	16,380	
6.2 Number of people directly benefitting from COVID-19 activities	0	0	4,041	0	0	0	4,041	
6.3 Number of entities benefitting from COVID-19 activities	0	0	1	1	0	0	2	

¹ *Solutions pérennes pour les populations hôtes les réfugiés et les migrants les plus vulnérables au Djibouti project.*

² Data in this report is not comparable with reports prior to S1 2020 due to the application of methodological changes (more information on this process can be found in the S1 2020 report). However, all MLS data (including historical data) has been adapted to the new methodological notes where possible, and therefore all data included in this table is fully comparable across reporting periods. In some cases, data that could not be changed or adapted was taken out to ensure comparability.

³ The sum of S1 and S2 2023 values found throughout the report might differ by one unit from S2 2023 values due to rounding.

⁴ The trendlines present the non-cumulative evolution of the quarterly results for each EUTF indicator.

CONCLUSIONS

The Horn of Africa continues to experience political, environmental, humanitarian and security challenges that exacerbate existing vulnerabilities and population needs across the region. While the region is still negatively affected by a prolonged drought, in 2023 excessive rainfall caused disastrous flooding and triggered the displacement of nearly two million people across several areas. Multiple countries in the region also face ongoing challenges related to protracted and renewed conflicts, including Sudan, Ethiopia, Somalia and South Sudan. As a result of these circumstances, the HoA continues to be the source of Africa's largest displacement crisis, with the region hosting around 4.7 million refugees (according to UNHCR)¹ and 19.1 million IDPs (according to IOM).² Refugee-hosting countries in the region continue to host some of the largest caseloads worldwide, despite being among the least developed countries in the world.

THE MLS

This report is the outcome of the sixteenth round of data collection conducted by the MLS team for the EUTF's Horn of Africa window. This is the eighth semester report drafted by the MLS team, following the decision taken in 2020 to shift from a quarterly to a biannual reporting schedule. This new reporting timeline has allowed the team to dedicate more time to the learning component of the MLS. In 2021, the MLS team conducted a study on the state of migration governance in 21 countries, including nine in the HoA. In 2022, the team completed the pilot study for a new learning module that aims to document large-scale changes that the EUTF may have contributed to in its areas of implementation. In 2023, the team analysed EUTF project continuity and successes through extensive interviews with EU project managers, on the basis of which a series of successes 'two-pagers' was developed. In the first half of 2024, the team conducted five case studies analysing the effects of a range of EUTF projects and programming, each of which will feed into broader thematic narratives on the contribution of the EUTF to its strategic objectives that will be developed over the second half of the year.

This report includes data from 218 projects, which represents an increase of 31 from the 2021 annual report and an increase of 2 from the 2022 annual report.

THE EUTF PORTFOLIO IN 2023

The EUTF's operational³ portfolio comprises 231 operational projects that are collectively worth €1.73B. It has remained unchanged since the closure of the contracting period at the end of 2021. Two projects collectively worth €20M reported data to the MLS for the first time in 2023. These projects intervene under three of the EUTF's Strategic Objectives; one aims to scale up a programme that builds resilience among women and youths through family planning in drought-affected and food insecure regions in Ethiopia (SO2 and SO4) and the other aims to improve the fisheries and livestock value chain in Somalia (SO1, SO2 and SO4). Both projects started reporting data in the first half of the year; no projects reported data for the first time in S2 2023.

Funding allocation across the four Strategic Objectives has remained virtually unchanged since the last reporting period. Resilience-building activities aimed at strengthening direct service delivery and access to basic services (SO2) receive the largest share of funding (44% of the total contracted budget), followed by support to the creation of economic and employment opportunities (SO1, 24%), governance, security and conflict prevention activities (SO4, 18%) and migration management activities

¹ UNHCR, 'Data portal'. Retrieved on 4 April 2024 at <https://data2.unhcr.org/en/situations>.

² IOM DTM, 'Displacement Tracking Matrix (DTM) – Data portal'. Retrieved on 4 April 2024 at <https://dtm.iom.int>.

³ Operational projects are projects implementing activities directly contributing the EUTF's specific objectives in the region. The analysis does not include 'non-operational' contracts, such as evaluations and audits, air services, mappings and plans, reports, communications and events.

(SO3, 12%). The remaining 2% of contracted EUTF funding is dedicated to cross-cutting issues. At the end of 2023, 47% of EUTF HoA funding was allocated to projects that were still in implementation.¹

2023 KEY ACHIEVEMENTS

Despite continued instability in most HoA countries, substantial outputs were reported against all Strategic Objectives throughout the year. In 2023, key employment-related achievements under SO1 include 12,213 jobs created or supported (EUTF indicator 1.1) and 100,262 beneficiaries of support to IGAs (EUTF indicator 1.3). Under resilience-related interventions (SO2), 2023 results include 12,246 education staff trained (EUTF indicator 2.8), 377,745 people benefitting from improved access to education-related basic social services (EUTF indicator 2.9), 504,065 people benefitting from nutritional support (EUTF indicator 2.3), 791,286 individuals receiving food security assistance (EUTF indicator 2.4) and 11,526 energy-related basic services delivered (EUTF indicator 2.2). With regard to migration management (SO3), 135,487 migrants were assisted or protected (EUTF indicator 3.2), 45,501 returning migrants benefitting from post-arrival assistance (EUTF indicator 3.5) and a further 3,634 received longer-term reintegration assistance (EUTF indicator 3.5 bis). Lastly, through its conflict prevention and governance interventions (SO4), the EUTF supported peacebuilding activities reaching 125,770 individuals (EUTF indicator 4.3) and funded capacity-building exercises on governance, conflict prevention and human rights for 6,366 staff from state and non-state actors (EUTF indicator 4.2) in 2023.

¹ Two of these projects are still considered as being in inception.

6. INDEX

6.1. TABLES

Table 1: EUTF common output indicators for all HoA projects, as of December 2023	12
Table 2: EUTF common output indicators for all HoA projects, as of December 2023	25
Table 3: Summary of outcome data for income indicators, by project.....	34
Table 4: EUTF common output indicators for regional projects, as of December 2023	66
Table 5: EUTF common output indicators for Sudan, as of December 2023	74
Table 6: EUTF common output indicators for Somalia, as of December 2023	81
Table 7: EUTF common output indicators for Ethiopia, as of December 2023	88
Table 8: EUTF common output indicators for South Sudan, as of December 2023.....	94
Table 9: EUTF common output indicators for Uganda, as of December 2023.....	101
Table 10: EUTF common output indicators for Kenya, as of December 2023	109
Table 11: EUTF common output indicators for Djibouti, as of December 2023	113

6.2. FIGURES

Figure 1: Contracted budget breakdown by country and Strategic Objective, February 2024	7
Figure 2: Selected achievements of EUTF-funded programmes in 2023, December 2023	8
Figure 3: Overview of different beneficiary groups – refugees, youths and women (SO1), as of December 2023	9
Figure 4: Operational EUTF projects and budget	17
Figure 5: Evolution of projects and budgets covered by the MLS in the HoA, February 2024	18
Figure 6: EUTF HoA contracted projects by budget and implementation status, February 2024	19
Figure 7: Number of operational projects and budgets in the HoA, February 2024	20
Figure 8: Budget breakdown by Strategic Objectives, February 2024	21
Figure 9: Forcibly displaced population in the HoA, as of December 2023	22
Figure 10: Selected achievements of EUTF-funded programmes in 2023, December 2023	24
Figure 11: Strategic Objective 1 dashboard, HoA, December 2023.....	26
Figure 12: Strategic Objective 2 dashboard, HoA, December 2023.....	38
Figure 13: Strategic Objective 3 dashboard, HoA, December 2023.....	46
Figure 14: Number of returning migrants benefitting from post-arrival assistance (EUTF indicator 3.5), as of December 2023	50
Figure 15: Strategic Objective 4 dashboard, HoA, December 2023.....	53
Figure 16: Number of people participating in conflict prevention and human rights activities (EUTF indicator 4.3), as of December 2023.....	56
Figure 17: Regional projects – Key facts and figures, as of December 2023.....	61
Figure 18: EUTF portfolio – Regional projects as of February 2024	62
Figure 19: Selected EUTF portfolio operations and outputs in the HoA – Regional projects, as of December 2023	63
Figure 20: Sudan – Key facts and figures, as of December 2023	67
Figure 21: EUTF portfolio in Sudan, as of February 2024	68
Figure 22: Selected EUTF portfolio operations and outputs in Sudan, as of December 2023	69
Figure 23: Somalia – Key facts and figures, as of December 2023	75
Figure 24: EUTF portfolio in Somalia, as of February 2024	76
Figure 25: Selected EUTF portfolio operations and outputs in Somalia, as of December 2023	77

Figure 26: Number of people benefitting from professional trainings and/or skills development (EUTF indicator 1.4), Somalia, as of December 2023	78
Figure 27: Ethiopia – Key facts and figures, as of December 2023	82
Figure 28: EUTF portfolio in Ethiopia, as of February 2024	83
Figure 29: Selected EUTF portfolio operations and outputs in Ethiopia, as of December 2023	84
Figure 30: South Sudan - Key facts and figures, as of December 2023	89
Figure 31: EUTF portfolio in South Sudan, as of February 2024.....	90
Figure 32: Selected EUTF portfolio operations and outputs in South Sudan, as of December 2023 ..	91
Figure 33: Number of people participating in peacebuilding and human rights activities (EUTF indicator 4.3), South Sudan, as of December 2023.....	93
Figure 34: Uganda – Key facts and figures, as of December 2023	95
Figure 35: EUTF portfolio in Uganda, as of February 2024.....	96
Figure 36: Selected EUTF portfolio operations and outputs in Uganda, as of December 2023.....	97
Figure 37: Kenya – Key facts and figures, as of December 2023	102
Figure 38: EUTF portfolio in Kenya, as of February 2024	103
Figure 39: Selected EUTF portfolio operations and outputs in Kenya, as of December 2023	104
Figure 40: Djibouti – Key facts and figures, as of December 2023.....	110
Figure 41: EUTF portfolio in Djibouti, as of February 2024	110
Figure 42: Selected EUTF portfolio operations and outputs in Djibouti, as of December 2023	111

6.3. FOCUS BOXES

Focus box 1: Center for Evaluation and Development – Counterfactual impact evaluation of economic and employment opportunities projects in the HoA: Preliminary findings	27
Focus box 2: From cattle raider to successful farmer through farmers groups established by Conflict Resolution NCA, South Sudan	54
Focus box 3: Somalia State and Resilience Building Contract.....	78
Focus box 4: Stability Gambella IRC projects are revolutionising healthcare at the local level	87

6.4. OUTCOME ANALYSES

Outcome analysis 1: Beneficiaries reporting changes in household income and improvement in livelihoods – Aggregated outcome analysis	33
Outcome analysis 2: Food security and disaster risk reduction (DRR) – Aggregated outcome analysis	43
Outcome analysis 3: Migration management – Aggregated outcome analysis.....	51
Outcome analysis 4: Improved governance and conflict prevention – Aggregated outcome analysis.....	57
Outcome analysis 5: RISE ACF – Endline evaluation	98
Outcome analysis 6: Area-based livelihoods initiative – Garissa (CRRF KE ABLI-G) – Evaluation ..	106

6.5. PHOTOS

Photo 1: Youth trainees undergoing hairdressing training and mentorship in Moyo District, Uganda (SNV through the SUPREME Livelihoods WV project)	33
Photo 2: A beneficiary of climate-smart farming shows off his tomato seedlings in Rhino camp refugee settlement in Terego District, Uganda (RISE GIZ)	41
Photo 3: Vegetable production around Kalobeyei settlement, Turkana County, Kenya (FAO through the CRRF KE Self-Reliance project).....	105

6.6. MAPS

Map 1: Implementation areas of projects reporting positive outcomes related to livelihood	36
Map 2: Implementation areas of projects reporting positive outcomes related to DRR.....	45
Map 3: Implementation areas of projects reporting positive outcomes related to conflict management and safety	60