




2022 Annual Report

EU Emergency
Trust Fund
for Africa





European Commission

The EU Emergency Trust Fund for Africa

Address: Rue de la Loi 41, B-1049 Brussels

Phone: +32 (0) 2 299 11 11

E-mail: INTPA-EUTF-AFRICA@ec.europa.eu

Website: ec.europa.eu/trustfundforafrica

Credits

© European Union, 2023

Graphic design: Pomilio Blumm srl

Cover photo: @Archipelago

Reproduction is authorised provided the source is acknowledged.

Cataloguing data can be found at the end of this publication.

Neither the European Commission nor any person acting on behalf of the Commission is responsible for the use which might be made of the following information.

Publications Office of the European Union, 2022

2023 – 72 p. – 21x29.7 cm

Catalog number: MN-BE-23-001-EN-N

ISBN: 978-92-76-99606-4

doi: 10.2841/9748

ISSN: 2599-6185

Table of contents

List of abbreviations	4
Executive summary.....	6
CHAPTER 1	
Overview of the Year 2022.....	9
1.1 2022 at a glance	10
1.2 Financial overview.....	16
1.3 State of implementation.....	17
1.4 Research, monitoring and evaluation.....	19
1.4.1 Monitoring and learning system for the Horn of Africa and Sahel/Lake Chad.....	19
1.4.2 Monitoring and learning system for the North of Africa.....	19
1.4.3 Results-oriented monitoring (ROM)	20
1.4.4 Research & evidence facilities	20
1.5 Communication.....	21
1.6 Next steps.....	22
CHAPTER 2	
Strategic orientations, implementation and results.....	25
2.1 Sahel & Lake Chad.....	26
2.1.1 Main results achieved in the region in 2022	28
2.2 Horn of Africa	34
2.2.1 Main results achieved in the region in 2022	36
2.3 North of Africa	40
2.3.1 Main results achieved in the region in 2022.....	42
CHAPTER 3	
Financial Report.....	45
3.1 Amounts pledged and received	46
3.2 EUTF for Africa amounts paid during the reporting period.....	51
3.3 Trust Fund administration.....	51
CHAPTER 4	
Management and Internal Control.....	52
4.1 Control results.....	54
4.2 Observations and recommendations made by the Internal Audit Service / European Court of Auditors.....	54
4.3 Assessment of the effectiveness of the internal control systems.....	55
CHAPTER 5	
Annexes.....	57

List of abbreviations

AMIF	Asylum, Migration and Integration Fund
AU-EU Summit	African Union - European Union Summit
AU-EU-UN Task Force	African Union - European Union - United Nations Task Force
DCI	Development Cooperation Instrument
DG ECHO	Directorate-General for European Civil Protection and Humanitarian Aid Operations
DG HOME	Directorate-General for Migration and Home Affairs
DG INTPA	Directorate-General for International Partnerships
DG NEAR	Directorate-General for Neighbourhood and Enlargement Negotiations
ECA	European Court of Auditors
ECOWAS	Economic Community of West African States
EDF	European Development Fund
EEAS	European External Action Service
ENI	European Neighbourhood Instrument
EUTF	European Union Emergency Trust Fund for Africa
FAO	Food and Agriculture Organization
GIZ GmbH	Deutsche Gesellschaft für Internationale Zusammenarbeit GmbH
HoAI	Horn of Africa Initiative
IAS	Internal Audit Service
ICMPD	International Centre for Migration Policy Development
IDPs	Internally Displaced Persons
IFAD	International Fund for Agricultural Development
IGA	Income Generating Activities
IGAD	Intergovernmental Authority on Development
ILO	International Labour Organization
IOM	International Organization for Migration

IRC	International Rescue Committee
ITC	International Trade Centre
JRC	Joint Research Centre
JVAP	Joint Valetta Action Plan
MFF	Multiannual Financial Framework
MIP	Multinational Indicative Programme
NDICI	Neighbourhood, Development and International Cooperation Instrument
NGO	Non-Governmental Organisation
OFII	French Office for Immigration and Integration
OLAF	European Anti-Fraud Office
ROM	Results-Oriented Monitoring
TEI	Team Europe Initiative
UN	United Nations
UNCDF	United Nations Capital Development Fund
UNDP	United Nations Development Programme
UNEP	United Nations Environment Programme
UNFPA	United Nations Population Fund
UNHCR	United Nations High Commissioner for Refugees
UNHSP	United Nations Human Settlements Programme
UNICEF	United Nations International Children's Emergency Fund
UNIDO	United Nations Industrial Development Organization
UNODC	United Nations Office on Drugs and Crime
UNOPS	United Nations Office for Project Services
WFP	World Food Programme
WHO	World Health Organization

Executive summary

The EU Emergency Trust Fund for Africa (EUTF for Africa) was set up to support the most vulnerable and marginalised people, including refugees, internally displaced people, migrants and members of host communities. Over the last 7 years, it has provided great momentum for a coordinated response by the European Union, its Member States and other donors to multiple challenges across the Sahel and Lake Chad, Horn of Africa and North of Africa regions.

In 2022, the situation of vulnerable populations across the three regions remained challenged by political instability, conflicts, the growing effects of climate change and rising food and energy prices. The Russian aggression on Ukraine added an additional strain, while the impact of the COVID-19 pandemic was still tangible. The economic inflation combined with severe droughts, floods and local conflicts impacted the economy negatively across the continent.

In this context, the EUTF for Africa pursued its efforts to foster stability and address migration and forced displacement challenges, including their root causes, in close cooperation with African partners. In doing so, it continued to support partner countries' efforts, through programmes targeting its main strategic objectives: greater economic and employment opportunities; strengthening resilience of communities; improved migration management and improved governance and conflict prevention.

While the contracting period had been extended until December 2021, as of January 2022 new financial commitments or budgetary top-ups could no longer be contracted under the EUTF for Africa. As recalled in the ninth board meeting of the Trust Fund at the end of November 2022, financial commitments related to administrative activities such as audits, evaluations, monitoring and communication activities will now be the only ones

possible. The total amount of approved operational programmes hence remained the same as in 2021 (EUR 4 935.1 million).

In line with the end of its contracting phase, the EUTF for Africa did not receive additional funding from Member States or the EU in 2022.

Programmes approved in 2021 or before continued to be implemented, in line with the scheduled end of the Trust Fund's implementation phase, set for 31 December 2025. Between the beginning of the Trust Fund and the end of 2022, 248 programmes were approved. Operational payments since the beginning of the Trust Fund for Africa amount to EUR 4 175.1 million.

In 2022, EUTF for Africa programmes were implemented, as in previous years, by a wide array of implementing partners including EU Member States' and other donors' agencies, UN agencies and international organisations with expertise and experience in specific areas, international and local civil society organisations, or directly by partner countries through budget support.

Throughout the year, the EUTF for Africa produced new concrete and visible results in its different areas of work, some of which are presented in Chapter 2 of this report. In 2022, the Monitoring & Learning System (MLS) published two reports each for the Horn of Africa and Sahel and Lake Chad regions (one annual report for 2021 and one for the first half of 2022) and one annual report until end-July 2022 for the North of Africa region. These reports are gradually providing more information on outcome analysis, building on programme data and evidence from evaluation reports. All data produced, aggregated per country or per specific objective, are available on the Monitoring and Evaluation page of the EUTF for Africa website¹.

1 https://ec.europa.eu/trustfundforafrica/content/results-monitoring-and-evaluation_en

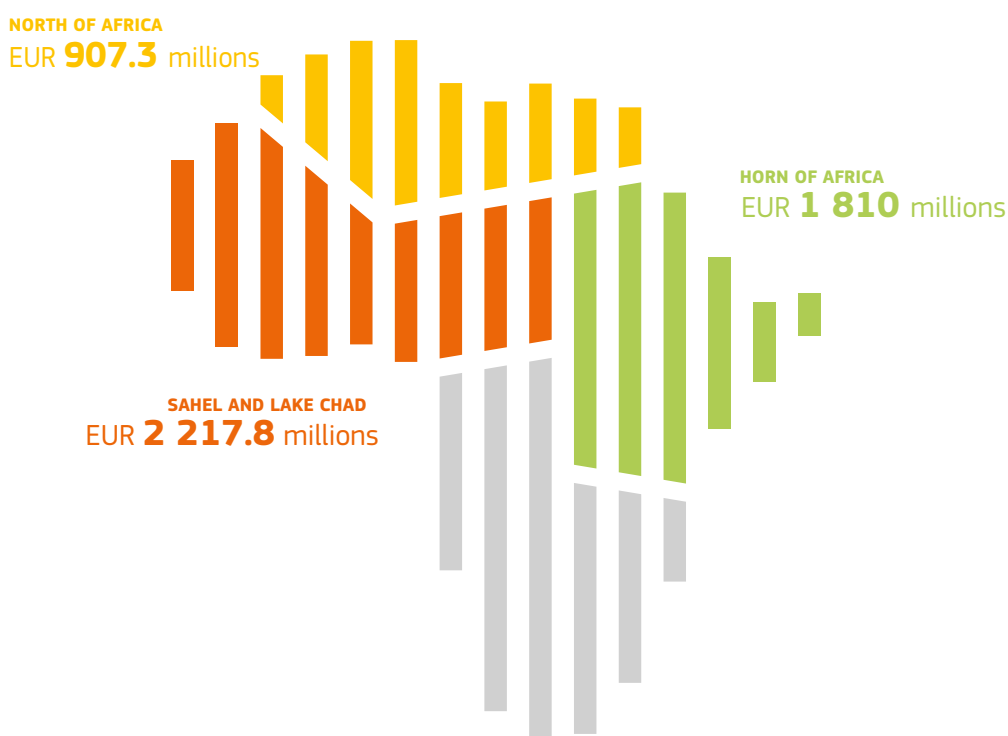
In 2023, the European Court of Auditors (ECA) will carry out a performance audit of the EUTF for Africa. The final audit report should be available in 2024. A final evaluation of the EUTF Africa is also planned towards the end of the Trust Fund's implementation period.

In 2022, the EUTF for Africa continued to communicate about its programmes and achievements and make information on its activities transparent and accessible to a broader audience. The EUTF for Africa's dedicated website remained the main resource informing stakeholders and the public about progress in the Trust Fund's different areas, through the publication of programme news and stories, various reports and updated financial data. For technical reasons, the Trust Fund website will be transferred to a different platform in the first half of 2023. Preparation work for a smooth transition began in the last quarter of 2022 and efforts are under way to ensure the new website provides the same level of detail and information as the current one. Communication activities were successfully implemented in 2022 by programmes funded by the EUTF for Africa, including the first

Mediterranean Urban Migration Forum organised by the Mediterranean City-to-City Migration (MC2CM) project. Programmes' visibility was also ensured by initiatives implemented at country level by EU Delegations and their local partners, and by stories collected in the field and shared on the EUTF for Africa website.

While the EUTF for Africa will not fund new programmes in the future, it has been instrumental in helping design and develop a coordinated approach to migration and forced displacement issues at European and global level. As such, the new Neighbourhood, Development and International Cooperation (NDICI) – Global Europe Instrument identifies migration and forced displacement as a key area for cooperation with partner countries; some programmes approved as part of this instrument are a continuation of EUTF-funded programmes. Trust Fund programmes are further contributing to the two new Team Europe Initiatives (TEIs) focused on the Atlantic/Western Mediterranean and the Central Mediterranean migratory routes.

Total amounts of funding approved per region



Sahel/Lake Chad

The security situation in the Sahel and Lake Chad region remained of concern in 2022, with high levels of violence and intercommunal tensions in addition to an unstable political situation. The rise of commodity and food prices, combined with severe droughts, floods and conflicts, have plunged the Sahel and Lake Chad region into its worst food crisis in over a decade. As of June 2022, an estimated 38 million people will be suffering from hunger in West Africa. In parallel, displacement continued to increase, with 4.6 million people being internally displaced or refugees in Burkina Faso, Mali, Niger, Chad and Mauritania (up from 4.2 million in December 2021).

The total funding approved in the Sahel and Lake Chad region since the beginning of the EUTF for Africa is EUR 2 217.8 million.

The Horn of Africa

In 2022, in the Horn of Africa region, drought and environmental degradations, exacerbated by skyrocketing food and fuel prices, led to a food security crisis, particularly in Ethiopia, Kenya and Somalia, with about 20 million people struggling to survive and more than an estimated 50 million people in the whole region currently facing acute food insecurity. Floods have also significantly contributed to displacement, notably in Sudan and South Sudan. While persisting instability and conflicts further worsened the situation in the region, encouraging political developments took place in Kenya and Somalia and, towards the end of the year, in Ethiopia and Sudan.

The funding approved in the Horn of Africa region since the beginning of the EUTF for Africa is EUR 1 810 million.

The North of Africa

In 2022, increasing food and energy prices, combined with the destabilising impact of the Russian aggression on Ukraine, the still tangible economic and social impact of COVID-19, and the growing effects of climate change, formed a combination of adverse external factors that affected countries in the North of Africa region. On the Central Mediterranean route, over 100 000 migrants and refugees arrived this year, departing mainly from Libya and Tunisia, and originating primarily from Egypt, Tunisia and Bangladesh. This represents an increase of over 50% in comparison to 2021 and a significant shift in the composition of irregular migrants crossing the Mediterranean, from mainly Sub-Saharan Africans to a majority of North Africans and Asians.

The overall amount of approved funding in the North of Africa region since the beginning of the EUTF for Africa is EUR 907.3 million.

The results for each region are detailed under Chapter 2 of the annual report. Chapters 3 and 4 present the financial report for 2022 and provide an overview of the management and internal control systems in place.



CHAPTER 1
OVERVIEW OF THE YEAR 2022

1.1 2022 at a glance

The year 2022 was marked by the global impact of Russia's war of aggression against Ukraine. In addition to the arrival of millions of Ukrainian refugees in the European Union², there was concern about the connection between food insecurity caused by the war and migration movements, in particular from Africa to Europe. Before Russia's invasion, about a quarter of agri-food commodities and 82% of wheat in Egypt originated from Russia and Ukraine, while a number of Sub-Saharan countries received more than half their wheat from these two countries. Through the Black Sea Grain initiative, a mechanism was established under the auspices of the United Nations for the safe transportation of grain, related foodstuffs and fertiliser, from designated Ukrainian ports to global markets. Despite this context, so far there is no strong evidence of an immediate, direct relationship between food insecurity and international migration. This is because migration flows are shaped by multiple drivers³, including the lasting consequences of the COVID-19 pandemic, the deterioration of the overall economic situation and climate change.

These geopolitical developments have shown once more the importance of strengthening the partnership between African countries and the European Union. The sixth European Union-African Union summit took place on 17-18 February 2022 in Brussels. EU and AU leaders agreed on a joint vision for a renewed partnership, which includes an enhanced and reciprocal partnership for migration and mobility with the aim to:

- prevent irregular migration;
- enhance cooperation against smuggling and trafficking in human beings;
- support strengthened border management and achieve effective improvements on return, readmission and reintegration;

- find durable solutions for asylum seekers, refugees and vulnerable migrants in need of international protection;
- further strengthen asylum systems;
- keep addressing the root causes of irregular migration and forced displacement; and
- enhance cooperation on tackling all issues related to migration.

Migration dialogues between the EU and Africa remained an important component of the partnership between the two continents, and they were very active in 2022.

On 13-14 December, the Rabat Process, under the Spanish presidency, held a Ministerial Conference in Cádiz (Spain). The conference adopted a political declaration and a renewed action plan for 2023-2027. As a result, its Steering Committee was joined by four new members: Niger, Nigeria, the Netherlands and Switzerland. In 2023, the presidency of the Rabat Process will be held by Morocco. Previously, four high-level thematic meetings had been organised on migration and development (May 2022), on border management (July 2022), on legal migration (September 2022) and on remittances (November 2022). The Khartoum Process continued organising thematic meetings on legal pathways (July 2022) in Mombasa, Kenya; on climate change and migration (October 2022) in Addis Ababa, Ethiopia and on irregular migration (November 2022) in Cairo.

As part of the follow-up to the sixth EU-AU summit, the members of the AU-EU-UN Tripartite Taskforce on the Situation of Stranded Migrant and Refugees in Libya met on 1 November in Addis Ababa, Ethiopia, to revitalise its work. The taskforce was put in place by the AU, the EU and the UN in November 2017, at the margins of the fifth EU AU summit in Abidjan, aiming to save and protect the lives of

² As of 12 December 2022, there were 3 717 498 active temporary protection registrations of Ukrainians in EU Member States.

³ Kalantaryan, S. and McMahon, S., *The Granary in Flames*, EUR 31256 EN, Publications Office of the European Union, Luxembourg, 2022, ISBN 978-92-76-57689-1, doi:10.2760/59846, JRC130534.

migrants and refugees along the migratory routes, and in particular inside Libya. This enabled the launch of a major assisted voluntary humanitarian return programme and evacuation operation. Key achievements of the taskforce include facilitating the return of over 60 000 stranded migrants to their countries of origin and the mobilisation of AU Member States to take action – this is exemplified by Rwanda and Niger, which enabled the evacuation of about 5 200 vulnerable refugees and asylum seekers from Libya through the Emergency Transit Mechanism. Finally, on 12 December, the EU, EU Member States and African partners launched in Brussels two Team Europe Initiatives (TEIs) focused on the Atlantic/Western Mediterranean and the Central Mediterranean migratory routes. The two initiatives bring together African and European countries of origin, transit and destination in a whole-of-route approach. They will create new opportunities for coordination with partner countries, international partners and relevant UN agencies.

As regards migration trends, the Central Mediterranean route continues to be one of the most active routes, with most arrivals to Italy. The total number of irregular arrivals to Italy and Malta along the Central Mediterranean route was 105 580, an increase of 54% compared to 2021. To address the immediate challenges along this migratory route, the European Commission presented an EU action plan on the Central Mediterranean⁴ in advance of the extraordinary Justice and Home Affairs Council of 25 November 2022. The action plan proposes 20 measures for the EU and its Member States to: (i) step up cooperation with partner countries and international organisations, including through the launch of the related Team Europe Initiative; (ii) strengthen cooperation between all actors involved in search and rescue; and (iii) reinforce implementation of the Voluntary Solidarity Mechanism.

The total number of irregular arrivals to Spain on the Western Mediterranean/Atlantic route decreased by 26% (sea arrivals to the Canary

Islands decreased by 30%): 31 219 arrivals (15 682 to the Canary Islands), compared with 40 662 (22 052 to the Canary Islands) during the same period in 2021. In contrast, arrivals by land to Ceuta and Melilla increased by 24%. In July 2022, the Council authorised the European Commission to open negotiations on status agreements between the EU and Mauritania⁵, and between the EU and Senegal⁶, to allow operational activities to be carried out by the European Border and Coast Guard Agency (Frontex) in both countries, under the authority of the respective governments.

On migration policy, the EU institutions are making progress on the New Pact on Migration and Asylum, including in its external dimension. The EU Agency for Asylum, succeeding the European Asylum Support Office, stepped up its operations in January 2022 when the Regulation establishing the Agency entered into force. In April 2022, the European Commission proposed a set of ‘Skills and Talent’ proposals to address current demographic and migration challenges in the EU and prepare for future needs. The proposals include the roll-out of talent partnerships with non-EU countries, including in Africa. In May 2022, the Return Coordinator took office at the Commission to promote a more coherent and effective approach to returns. In June 2022, under the French Presidency of the Council of the EU, Member States agreed on negotiation mandates for the Screening and Eurodac Regulations. These are key proposals for better and more effective procedures to help tackle irregular migration, improve returns and better support the asylum system. Political agreement was reached on 7 September 2022 on a joint roadmap between the European Parliament and the rotating Presidencies of the Council of the EU. The agreement lays the grounds for enhanced dialogue on the New Pact, providing impetus for the conclusion of negotiations by February 2024 on all pending legislative files related to asylum and migration management.

4 EU action plan for the Central Mediterranean (2022): https://home-affairs.ec.europa.eu/eu-action-plan-central-mediterranean_en

5 ST/10453/2022/INIT, OJ L 181, 7.7.2022.

6 ST/10454/2022/INIT, OJ L 181, 7.7.2022.

The new NDICI– Global Europe Instrument identifies migration and forced displacement as a key area for cooperation with partner countries. The basis of the EU's overall financial assistance to African countries for the coming years are the country and regional multiannual indicative programmes (MIPs) adopted since December 2021. New actions based on the MIPs were adopted in 2022. The first annual report on NDICI – Global Europe was published in December 2022; the report included an overview of migration-related spending⁷.

Seven years after its establishment, the EU Emergency Trust Fund (EUTF) for Africa, continued to support stability and to address migration and forced displacement challenges (including their root causes) and opportunities, in close cooperation with African partners. Ongoing EUTF projects in relevant countries contribute to the two new TEIs addressing migration in Africa.

Sahel and Lake Chad

Levels of violence remained high in the Sahel, with continued activity by Al Qaeda and Islamic West Africa Province (ISWAP) militants. The number of attacks in southern Burkina Faso increased by 143% between January 2021 and May 2022, and violent incidents have also become more frequent in Ghana and Benin since the start of 2022, involving Togo for the first time in May 2022. The Sahel and Lake Chad region was also subject to a rising number of cases of intercommunal violence, notably in northern Chad and northwestern Nigeria.

In a deteriorating security context, the political situation in the Sahel and Lake Chad region remained unstable in 2022, although there were also positive developments in the second quarter of the year. Two military coups took place in 2022 in Burkina Faso, in January and September. In Chad, tensions remained high between the military regime of Mahamat Déby and opposition parties. Mediation led by ECOWAS in April paved the way for the lifting of economic and political sanctions in Burkina Faso and in Mali.

Since the onset of war in Ukraine, global food prices have rapidly increased, gravely affecting African countries. As countries in the region are dependent on food and fuel imports, the impact of rising global commodity prices on national budgets and domestic food, energy, and consumer prices is consequential.

Debt payment defaults in Mali rose to USD 180 million, due partly to the aforementioned external shock affecting the region and partly due to economic sanctions imposed on the new military regime. Burkina Faso is also heavily affected by the funding freeze of large donors, and its public debt is now estimated at about EUR 750 million. In addition, due to the economic and energy crisis, many donors recently announced the reduction of their development assistance to Africa for 2023. Adding to the rise in commodity and food prices, severe droughts, floods and conflicts have plunged the Sahel and Lake Chad region into its worst food crisis in over a decade. As of June 2022, an estimated 38 million people will be suffering from hunger in West Africa.

Internal displacement continued unabated in the Sahel and Lake Chad region. The number of displaced people continued to increase sharply. As of June 2022, 4.6 million people were either internally displaced (IDPs) or refugees living in Burkina Faso, Mali, Niger, Chad and Mauritania, up from 4.2 million in December 2021.

Horn of Africa

In 2022, the Horn of Africa region faced the consequences of climate change and persisting instability and conflict. Nevertheless, there were some positive political developments in Kenya, Somalia and, more recently, in Ethiopia and Sudan.

Drought and environmental degradation continued to affect the situation of millions of people in the region. Ethiopia, Kenya and Somalia are the countries mostly affected by the ongoing drought, with about 20 million people struggling to survive.

⁷ 2022 annual report on the implementation of the European Union's External Action instruments in 2021. <https://op.europa.eu/s/xoGN>

Combined with the effects of the war in Ukraine, this has led to significant inflation throughout the Horn of Africa – in particular in food and fuel prices. More than an estimated 50 million people in the region are currently facing acute food insecurity compared to 42 million in 2021 – a situation that will likely deteriorate in the coming months. Floods have also contributed significantly to displacement, particularly in Sudan and South Sudan.

To address this dramatic situation, the EU has made political and financial commitments in support of the affected populations. In April 2022, the EU and its Member States pledged EUR 633 million to help address the food security crisis in Ethiopia, Kenya and Somalia. In June 2022, the President of the European Commission Ursula von der Leyen announced an additional EUR 600 million financial support to help partner countries in Africa, Caribbean and the Pacific cope with the food emergency and step-up production. Of this amount, EUR 84 million were allocated to the Horn of Africa.

Aside climate change impacts, ongoing conflicts and insecurity continued to plague the region in 2022. The crisis in Ethiopia persisted most of the year despite a five-month truce. In addition to the dramatic humanitarian consequences and the allegations of human rights violations, millions were internally displaced or sought refuge outside the country. The crisis has also affected the stability and the economy of neighbouring countries, notably Djibouti, which had otherwise followed a stable path during 2022. The role of Eritrean forces in the country was also a factor contributing to instability.

The signing of the permanent cessation of hostilities agreement in Pretoria on 2 November and its follow-up agreement in Nairobi on 12 November were very positive steps towards sustainable peace in Ethiopia. Further progress is however needed before trust among the parties can be restored, and before the affected populations are able to benefit from peace dividends.

South Sudan is still prone to violence between military forces and armed groups. Additionally,

dramatic flooding, worsening food insecurity and economic destabilisation left 6.8 million people in need of urgent life-saving aid.

In Somalia, the fight against Al Shabab (AS) made some progress, with an intensification of counter-insurgency operations and the liberation of a number of towns and villages. However, this was accompanied by punitive actions by fleeing AS fighters against local communities, including with the destruction of critical infrastructure.

In Kenya general elections took place in August. Despite concerns about potential outbreaks of violence they unfolded in a relatively calm atmosphere and led to the appointment of a new government under President Ruto, as well as to improved relations with the EU. The new administration is notably eager to play an even more important role on peace and security in the region.

In Sudan, over a year after the military coup, the army and political parties signed a framework agreement on 5 December 2022. Taking steps towards the formation of a transitional government and agreeing constitutional arrangements for the transition period will prove crucial.

The EU continued to support vulnerable populations in the region through humanitarian assistance and development cooperation, while avoiding working with government actors in some countries when needed – in particular in Ethiopia and Sudan given the situation on the ground.

On top of development cooperation funding, the EU's commitment to the region is also embodied in its continued political support to the Horn of Africa Initiative (HoAI), with consistent participation of Commissioner Urpilainen in HoAI ministerial meetings, and with the holding of the 13th Ministerial in Brussels in June. The European Commission remains convinced that regional economic and social integration is a key step towards sustainable peace and development in the Horn of Africa region. The EU is further working with

the Inter-Governmental Authority for Development (IGAD) to support efforts towards regional peace and security and towards implementation of the Comprehensive Refugee Response Framework in the Horn of Africa.

The EU will continue to closely follow the situation in light of these developments and to support vulnerable populations in need, in particular those affected by drought and other environmental and human-made crises.

North of Africa

2022 was marked by unforeseen crises, including the Russian aggression on Ukraine, which is expected to have a destabilising economic and social impact in North Africa. Countries in the region rely heavily on energy and cereal imports, with Ukraine and Russia being major suppliers. Increasing food and energy prices, combined with the still tangible economic and social impact of COVID-19, exacerbated by the growing effects of climate change, formed a combination of adverse external factors that affected all North African countries.

Despite a decrease since 2015, in 2022 the number of arrivals in Europe started to grow again across all routes. On the Central Mediterranean route, over 100 000 migrants and refugees arrived in the course of the year, departing mainly from Libya and Tunisia, and originating primarily from Egypt, Tunisia and Bangladesh. This represents an increase of over 50% in comparison to 2021 and a significant shift in the composition of irregular migrants crossing the Mediterranean, from mainly Sub-Saharan Africans to a majority of North Africans and Asians.

Most migrants and refugees who reached the EU did so after hazardous journeys and with the support of search-and-rescue operations at sea. In November, the Commission presented an

action plan at the extraordinary Justice and Home Affairs Council containing 20 actions to address challenges along the Central Mediterranean route. While cooperation on irregular migration is satisfactory, reinforced action remains necessary, covering the whole spectrum of migration support from root causes to protection, legal migration, returns and reintegration and border management, and the fight against smuggling and trafficking in human beings.

In 2022, arrivals in Libya via the Central Mediterranean route saw a sharp increase compared to 2021 (+49%). With 43 000 asylum seekers and refugees living in a precarious situation. Libya remained the main country of departure towards Italy (48 741 people). Efforts to respond to main migratory challenges in Libya continue under the new multiannual financial framework (MFF).

Morocco is the principal country of departure and origin of arrivals to the Canary Islands and still the second most important country of departure and of origin of arrivals to mainland Spain. During their visits to the country in March and July this year, Commissioners Várhelyi and Johansson agreed on the need to provide more support for migration management, particularly on anti-smuggling and trafficking in human beings.

In 2022, migration to and from Tunisia reached levels not seen since the 2011 revolution, making it the second most important country of departure and of origin of migrants to Italy via the Central Mediterranean route (69% increase on 2021). The interplay of economic and social factors appears to be at the heart of the complex intersection of reasons for Tunisians to migrate to the EU. It is therefore critical to continue supporting Tunisia in addressing its complex mixed migration challenges.

Increasing flows of Egyptian nationals via the Central Mediterranean route became a source of concern in 2022, with Egyptian nationals becoming the first nationality of arrivals in Italy. Egypt continues to be a destination and transit country for regional migration, hosting nearly 290 000 refugees and asylum seekers from 60 countries of origin, according to UNHCR. During his visit to Egypt in October, Commissioner Várhelyi signed a

new programme to enhance border management in response to a request for additional funding for migration-related projects.

In 2022, despite decreasing figures, Algerians were still the main nationality in terms of irregular arrivals in Spain (51%), as well as being the fourth most important country of departure to Italy.



1.2 Financial overview

- As of 31 December 2022, the total amount of resources allocated to the EUTF for Africa, including administrative costs, was **EUR 5 061.7 million**. This includes::
- **EUR 3 385.8 million** from the European Development Fund (EDF);
- **EUR 1 052.7 million** from the EU budget, including the Development Cooperation Instrument (DCI), the European Neighbourhood Instrument (ENI), the Asylum, Migration and Integration Fund (AMIF) from the Directorate-General for Migration and Home Affairs (DG HOME) and funding from the Directorate-General for European Civil Protection and Humanitarian Aid Operations (DG ECHO);
- **EUR 623.2 million** from EU Member States and other donors (United Kingdom, Switzerland and Norway).

In 2022, the overall amount of contributions to the EUTF for Africa remained the same as in 2021.

Financial resources of the EUTF for Africa as of 31 December 2022 (contributions in EUR million)

Member States and other donors

623.2

EDF

3 385.8

EU BUDGET

1 052.7



Children during English class in southern Ethiopia. - @gettyimages.com

1.3 State of implementation

Following the end of the contracting period on 31 December 2021, the EUTF for Africa did not approve new operational programmes in 2022.

The total number of approved programmes at the end of 2022 remained 248 amounting to **EUR 4 935.1 million** distributed as follows:

- **114** in the **Sahel and Lake Chad (SLC)**, worth **EUR 2 217.8 million**
- **94** in the **Horn of Africa (HOA)**, worth **EUR 1 810 million**
- **40** in the **North of Africa (NOA)**, worth **EUR 907.3 million**

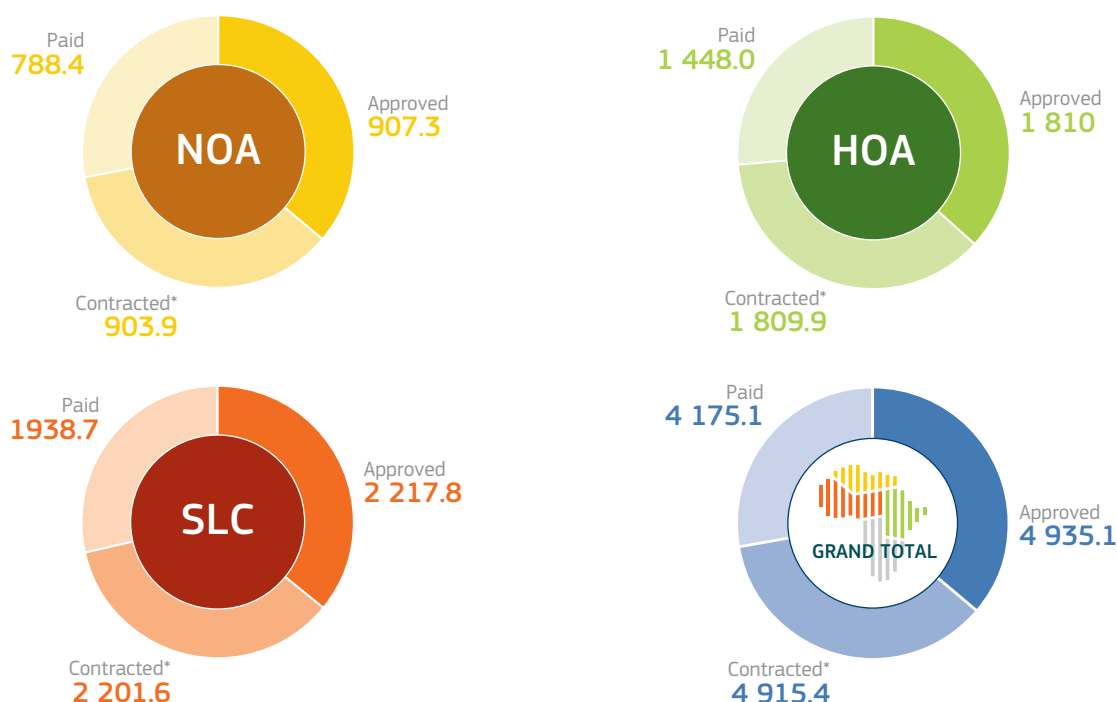
Annex I to this report contains a list of the programmes per region and their commitment and payment status.

At the end of December 2022, the amount of signed contracts reached **EUR 4 915.4 million**.

In 2022, 28 new contracts for an amount of EUR 2.23 million were contracted*. These contracts were only related to administrative activities (audit, evaluation, communication, monitoring) as operational programmes or activities cannot be funded any longer since January 2022.

Cumulative operational payments made as of the end of 2022 reached **EUR 4 175.1 million**.

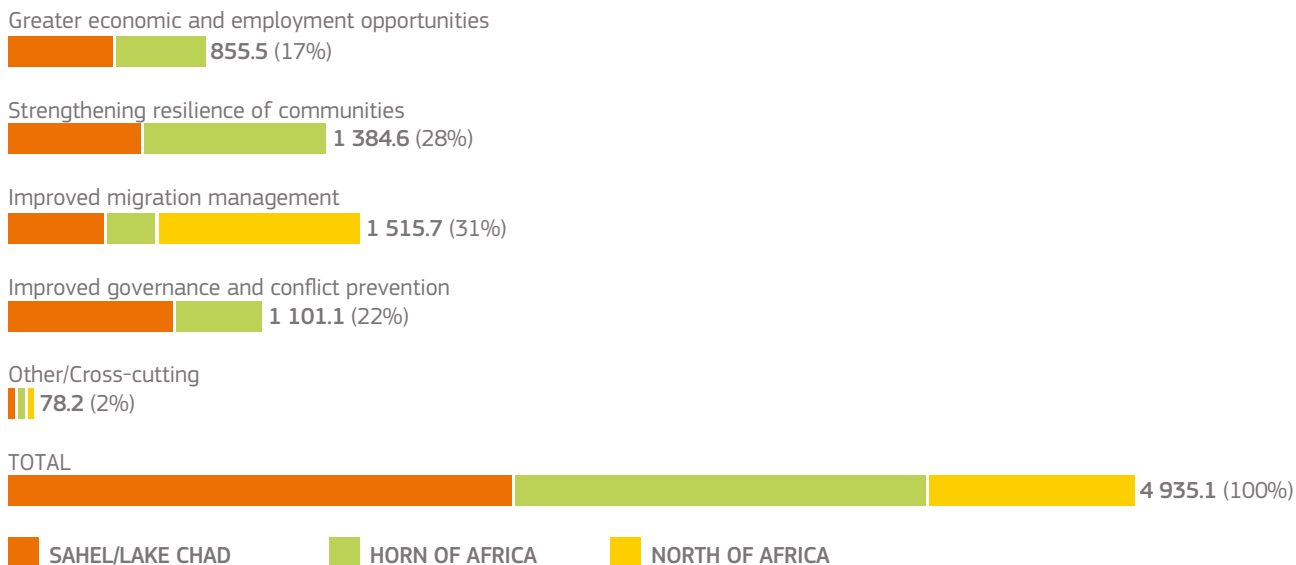
Fig. 2 State of implementation as of 31 December 2022 (EUR million)



*Figures include recovered funds that have been contracted (see Section 2.2 for more details)

(*) The number of contracts and amounts contracted refer to legal commitments signed in 2022.

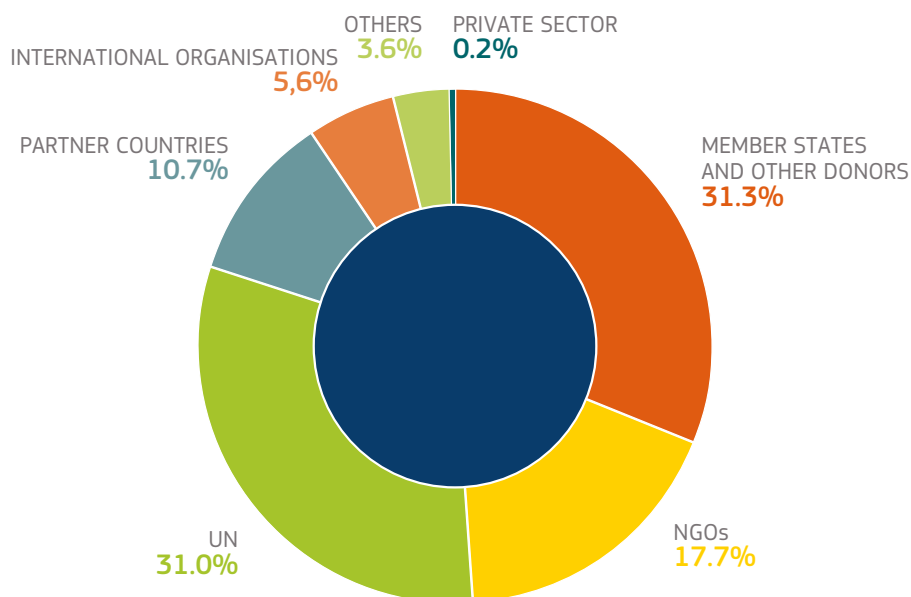
Fig. 3. Total funding approved by strategic objectives across the three regions (EUR million)



- **45%** for actions to strengthen the resilience of affected communities and promote economic and employment opportunities;
- **31%** for actions to improve migration management;
- **22%** for actions to improve governance and conflict prevention.

As in previous years, in 2022 programmes were implemented by a broad range of implementing partners. These include EU Member States’ and other donors’ agencies, UN agencies and international organisations with expertise and experience in specific areas, as well as international and local civil society organisations/NGOs. Of the contracted funding, 10.7% is directly implemented by partner countries through budget support operations.

Fig. 4. Distribution of funds contracted, by implementer (EUR million)



1.4 Research, monitoring and evaluation

Periodical monitoring and evaluation of the EUTF for Africa's programmes feed into the Fund's programme design and implementation. Monitoring and evaluation are carried out using various channels/tools.

1.4.1 Monitoring and learning system for the Horn of Africa and Sahel/Lake Chad

In 2022, the monitoring and learning systems (MLS) for the Horn of Africa and Sahel and Lake Chad regions continued the data collection and two reports were published for each region: an annual report covering 2021 and a report covering the first half of 2022. These reports focused mainly on cumulative outputs, but also provided information on outcomes drawing on programme data and evidence from independent evaluation reports. All data produced, aggregated per country or per specific objective, are available in the MLS reports on the *Monitoring and Evaluation page*⁸ of the EUTF for Africa website.

The MLS teams worked jointly on several important learning exercises. First, in 2022 they finalised a significant piece of work on migration governance and produced 21 country reports (12 for the Sahel and Lake Chad and 9 for the Horn of Africa regions), as well as a regional report available on the Trust Fund website⁹. This set of reports identifies key gaps and areas of opportunity for future migration governance support. Secondly, the teams started the 'Skills Development and Job Creation' mapping project, which is based on key findings and lessons learnt, collected through the MLS and third-party monitoring data. The learning products to be finalised in 2023 include: (i) a set of 12 country case studies presenting opportunities for improved job referrals, partnerships and capacity-building activities; and (ii) a synthesis of best practices, focusing on interesting models of skills development and job creation in the region. These studies will feed into the preparation of future support programmes and will be presented in the context of the European Year of Skills in 2023.

Finally, the MLS teams worked jointly on testing an 'Effects module' to assess the changes the EUTF for Africa has brought about. The MLS teams piloted four approaches, building on the work done on outcome indicators, or on the analysis of high-level indicators (e.g. statistical analyses of the correlation between EUTF and migration, displacement or conflict). Following this pilot exercise, the analysis of the EUTF's contributions will continue in 2023.

1.4.2 Monitoring and learning system for the North of Africa

Since 2017, the Monitoring and Learning System (MLS) for the North of Africa region has focused on results-based monitoring and reporting on EUTF for Africa programmes. Its first phase was implemented by the International Centre for Migration Policy Development (ICMPD) and ran until September 2021. In December 2021, the InProvE consortium took over management of the MLS to strengthen the processes in place to report on EUTF for Africa results in the region.

The backbone of the MLS is the North of Africa results reporting framework. It aims to: (i) organise the collection and aggregation of results data from all EUTF for Africa contracts in the region, based on three interlinked levels (overall objective, strategic priorities and areas of action); and (ii) report progress against the set of Trust Fund common output indicators. Operational since mid-2022, the North of Africa results reporting framework allows for the necessary level of harmonisation with both the EUTF Africa and the Global Europe results framework.

Another novelty in 2022 was the development of an online NOASYS platform to replace the data collection tool previously used by ICMPD. The launch of NOASYS was completed in the first half of 2022 with the encoding of 81 logical framework matrixes

⁸ https://ec.europa.eu/trustfundforafrica/content/results-monitoring-and-evaluation_en

⁹ https://ec.europa.eu/trustfundforafrica/sites/default/files/altai_mls_-_state_of_migration_governance_regional_report.pdf

(including more than 1 000 indicators with their corresponding baseline, current and target values) and the aggregation of North of Africa output results data for each EUTF for Africa and Global Europe indicator.

This year, the new MLS delivered its first annual report, presenting cumulative results in the North of Africa region up until 31 July 2022. The report focuses mainly on results at output level – this is because methodological challenges to aggregate outcome data from different contracts still need to be overcome. Nevertheless, the 2022 MLS report for the North of Africa region incorporates examples of outcome analysis extracted from external sources such as evaluations and results-oriented monitoring.

1.4.3 Results-oriented monitoring (ROM)

In 2022, another set of EUTF for Africa programmes were the subject of results-oriented monitoring (ROM) missions by independent experts. The purpose of the missions was to assess the programmes' intervention design, organisation, implementation and potential impact. In 2022, 52 ROM reviews had been completed or were ongoing: 20 in the Horn of Africa, 14 in the Sahel and Lake Chad and 18 in the North of Africa.

1.4.4 Research & evidence facilities

In 2022, the Horn of Africa's Research and Evidence Facility (REF) organised its second international conference¹⁰ showcasing evidence-based knowledge for an improved policy environment on inclusion and protection of migrants and forcibly displaced persons. It brought together a wide range of stakeholders, including from governments, universities, media, research institutions, the EU, the UN, NGOs, civil society and the private sector.

Throughout 2022, the REF contributed to policy and research through several in-depth studies. At regional level, the facility published two key reports: one taking stock of the progress of Global Compacts on Migration and Refugees¹¹, and another exploring the influence of technical and vocational education and training (TVET) on dynamics of mobility and conflict¹². At country level, the REF published two rapid reviews: one for Ethiopia¹³ focused on disability inclusion for refugees, and another for Uganda, on the case of urban refugees¹⁴. The facility further published a study, which analysed return and reintegration phenomena through the lens of decades of displacement in South Sudan¹⁵.

This year, the REF reviewed its approach to the visibility of research findings. A legacy package synthesising key thematic findings and contributions on mobility in the Horn of Africa is under preparation. It will be coupled with a multi-content outreach campaign targeting key stakeholders in the region and the development and migration policy communities.

Throughout 2022, the Research and Evidence Facility for the Sahel and Lake Chad and the North of Africa regions continued to produce monthly or quarterly reports providing detailed monitoring and political economy analysis on migration patterns, trafficking in human beings and smuggling dynamics in Libya, Tunisia, Morocco and the central Sahel (Niger, Chad and Mali), as well as on any underlying instability or conflict relevant to irregular migratory flows and related business.

10 For more details, please consult the summary of key messages from all sessions at:

<https://blogs.soas.ac.uk/ref-hornresearch/2022/07/11/ref-conference-2022-towards-greater-inclusion-and-protection-for-migrants-and-forcibly-displaced-persons/>; An animation on the theme was premiered at the conference: <https://www.youtube.com/watch?v=zF6x0E4v66U>

11 https://blogs.soas.ac.uk/ref-hornresearch/files/2022/12/Global_Compacts_Final_.pdf

12 <https://blogs.soas.ac.uk/ref-hornresearch/files/2022/03/How-does-TVET-influence-mobility-and-conflict.pdf>

13 https://blogs.soas.ac.uk/ref-hornresearch/files/2022/08/Disabilities_rapid_review_final.pdf

14 https://blogs.soas.ac.uk/ref-hornresearch/files/2022/12/Asylum_urban_spaces_final.pdf

15 <https://blogs.soas.ac.uk/ref-hornresearch/files/2023/01/south-sudan-decades-of-displacement.pdf>

1.5 Communication

In 2022, the EUTF for Africa continued to communicate about its programmes and achievements through multiple channels, striving to make information on its activities as transparent and accessible as possible. The EUTF for Africa's website remained the main way of informing stakeholders and the general public about the progress of the EUTF's work in the various areas, through the regular publication of stories about its programmes and updated financial data.

With more than 492 000 page views since its creation and 700 articles published online, the website continued to ensure the visibility of the EUTF for Africa's programmes and achievements. In 2022, the website welcomed 74 469 visitors for 179 675 page views. The EUTF for Africa is also visible on social media, with regular posts and a successful hashtag (over 50 000 occurrences of the #AfricaTrustFund on Twitter in 2022). For technical reasons, the Trust Fund website will be transferred to a different platform in the first half of 2023. Preparation work for a smooth transition began in the last quarter of 2022 and efforts are being made to ensure the new website provides the same level of detail and information as the current one.

In December 2022, as part of the UN High Commissioner for Refugees' Dialogue on Protection Challenges, the EU Delegation to the United Nations in Geneva and the UNHCR jointly organised a photo exhibition entitled 'Lives in Dignity – a nexus approach to forced displacement'. The exhibition featured several photographs from the online photo exhibition of the EUTF for Africa, 'Stories from Africa'¹⁶, launched in March 2021, and highlights of the Trust Fund's achievements towards its four main objectives.

Beyond activities organised at headquarters level, the visibility of the EUTF programmes was also ensured by initiatives implemented at country level by EU Delegations and their local partners, and by stories collected on the ground and shared on the EUTF for Africa website. Some examples are presented below.

In Ghana, the EUTF-funded 'GrEEen' project, jointly implemented by the United Nations Capital Development Fund and SNV Netherlands Development Organisation, published a series of articles and videos to illustrate success stories and organised several events that positioned the project as a key forum to exchange best practices in employment.

As part of the 'Let's improve our lives!' ('Améliorons nos vies !') project, a theatrical tour to promote peace and social cohesion took place in the North of Burkina Faso. The play, entitled SABSGO, designed and staged by local troupe ARCAN, highlights the values of solidarity, mutual aid, tolerance and respect for traditions and how they can help communities to live together harmoniously. The campaign ran from 15 to 22 December 2022 around the city of Ouahigouya and primarily near IDP sites.

The Mediterranean City-to-City Migration (MC2CM) project organised in Seville the first Mediterranean Urban Migration Forum, with a participation of 350 invitees including mayors from Tunisian and Moroccan municipalities, EU representatives and stakeholders all around the Euro-Mediterranean region. The event focused on discussing the role of local stakeholders in developing and implementing local policies that address migration and inclusion.

¹⁶ <https://storiesfromafrica.eu/>

This year, the German Cooperation Agency (GIZ) prepared two films portraying the experiences of apprentices and employers participating in the THAMM (Towards a Holistic Approach to Labour Migration Governance and Labour Mobility in North Africa) programme. The films present Tunisian

apprentices and their employers in sectors like hospitality, gastronomy and electronics. Within a few weeks of publication, the videos generated over 1 000 views on social media and are becoming flagship corporate communication tools for GIZ.

1.6 Next steps

Sustained financial and operational effort is necessary to maintain progress achieved by the EUTF in managing refugee and migratory movements in a more orderly way and ensuring protection and assistance to those in need. Despite the progress made, many challenges remain in the three regions of the EUTF for Africa, including forced displacement and irregular movements, placing people on the move in dangerous situations where there is a high risk of them falling victim to smuggling and trafficking in human beings.

The volatile political context, combined with deepening socio-economic inequalities, is exacerbating pre-existing challenges, not only for migrants, internally displaced persons, returnees and refugees, but also for the communities hosting them.

Following the end of the contracting period for the EUTF for Africa on 31 December 2021, new operational programmes cannot be funded under the Trust Fund. Only administrative activities (including monitoring, evaluation, audit or communication) can now be contracted.

The cooperation with European Member States and partner countries on addressing the root causes of migration and forced displacement will take place through the NDICI – Global Europe instrument via the country and regional multiannual indicative programmes and participation in Team Europe Initiatives.

Sahel and lake Chad and Horn of Africa

In 2022 several actions were approved under the regional multiannual indicative programme for Sub-Saharan Africa. These include:

- Flexible Mechanism for Migration and Forced Displacement (EUR 200 million);
- Better Migration Management (BMM) in the Horn of Africa – phase III (EUR 40 million);
- Free Movement of Persons and Migration in West Africa II (EUR 34 million);
- Migration and Mobility Dialogue Support programme – MMD III (EUR 22 million);
- Response to forced displacement in the Great Lakes (EUR 40 million);
- Migrant protection, assisted voluntary return and sustainable reintegration - MPRR (EUR 170 million).

The above-mentioned MPRR programme in Sub-Saharan Africa will build on the outcomes of one of the flagship programmes of the EUTF for Africa, the EU-IOM Joint Initiative for Migrant Protection and Reintegration, a regional programme which came to an end in 2022.

The MPRR programme will continue the activities of two particularly successful components of the Joint Initiative: protection upon arrival and individual reintegration of migrants. This new programme will place stronger emphasis on sustainability and ownership, with tailored capacity building aiming at strengthening partner countries' structures and handing over the activities to national authorities.

Referral systems and coordination with other actors will be strengthened to increase the number of referrals of returnees to other development programmes in the relevant sectors (job creation, education, health, etc.) The programme will also maximise the cost-efficiency of socio-economic reintegration.

Additional programmes building on the achievements of programmes funded by the EUTF for Africa will be further financed at national level and/or by different instruments.

One example of such continuity is the GAR-SI Sahel programme¹⁷ funded by the EUTF for Africa and implemented since 2017 in six countries (Burkina Faso, Chad, Mali, Mauritania, Niger, and Senegal) to contribute to population security and national and regional stability. Following a transition phase until the approval of a new financing phase, it was decided that the programme would continue being funded under the national multiannual indicative programmes for four of the countries targeted by the programme's first phase. While the EUR 17 million earmarked for Burkina Faso under the AAP 2021 is on stand-by due to the political situation (coup d'état in January and September 2022), the Mauritania and Senegal components have been approved under the AAP 2022 and should start implementation in mid-2023. Under the AAP 2023, Niger plans to finance internal security forces and the creation of one or two additional GAR-SI units in line with their national security strategy.

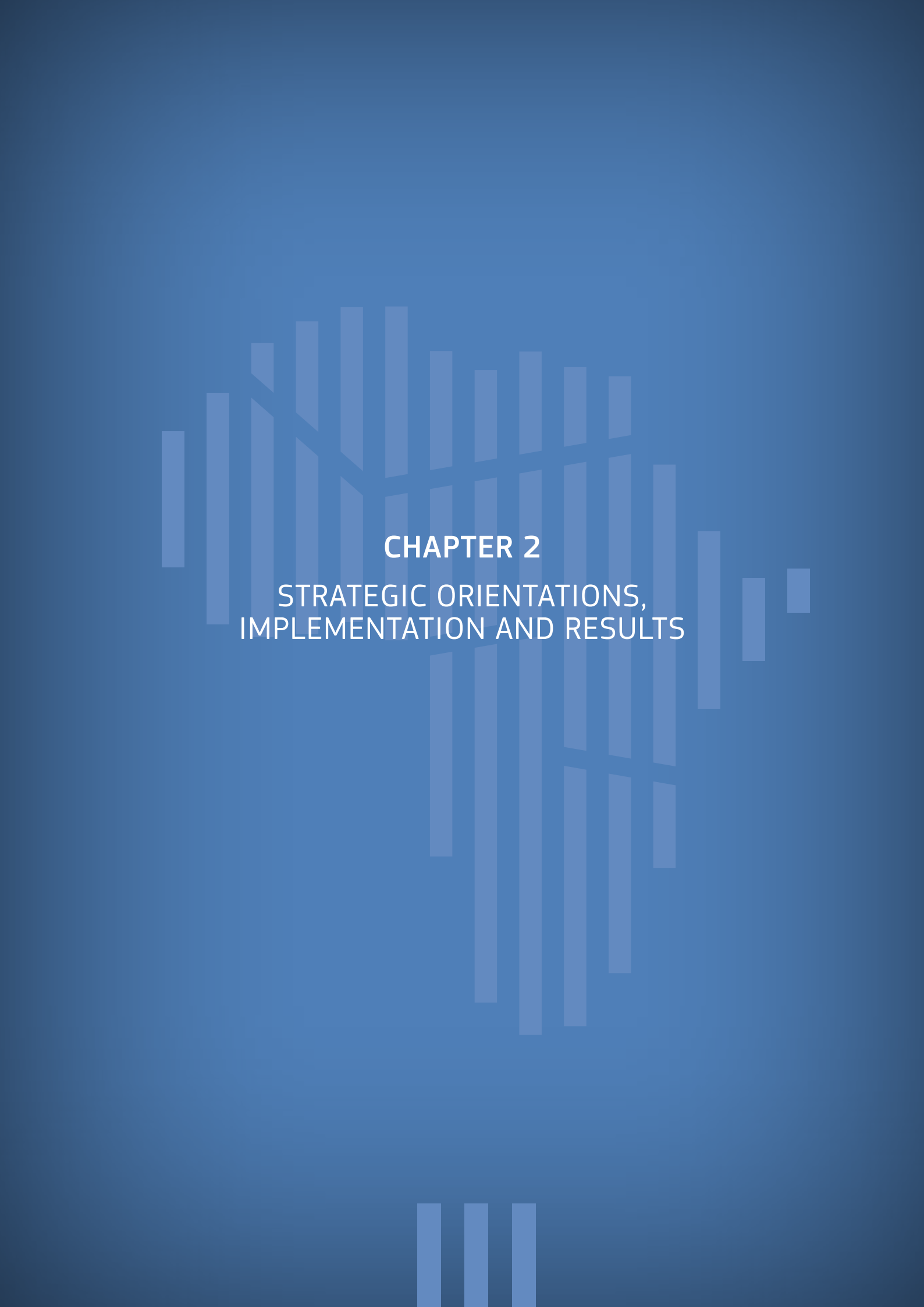
North of Africa

In 2022, eight new actions were adopted by the NDICI committee:

- Protection and resilience of refugees, asylum seekers and vulnerable migrants in Egypt (EUR 23 million);
- Protection and integration of returnees, displaced persons and host communities in Tunisia (EUR 14 million);
- Budget support for better management of migration flows respectful of human rights and better integration of migrants according to the objectives of the National Strategy for Immigration and Asylum in Morocco (EUR 152 million);
- International police cooperation against migrant smuggling in North Africa (EUR 10 million);
- Border cooperation and integrated border management in North Africa (EUR 6 million);
- Strengthening operational capacity of the Egyptian Navy and Border Guards to manage migration flows and provide search and rescue at sea (EUR 23 million);
- Regional support to legal migration in North Africa (EUR 18 million);
- Technical support services (EUR 1 million).

17 Groupes d'Action Rapide – Surveillance et Intervention au Sahel (Rapid action groups – Surveillance and intervention in Sahel).



The background is a solid blue color with a faint, light blue grid pattern. The grid consists of vertical and horizontal lines that form a series of rectangular cells. The lines are slightly thicker at the intersections, creating a subtle 3D effect. The overall design is clean and modern.

CHAPTER 2

STRATEGIC ORIENTATIONS, IMPLEMENTATION AND RESULTS



2.1 Sahel & Lake Chad



808 661

People received food security-related assistance

BURKINA FASO

24 650

Migrants in transit, refugees/asylum seekers and internally displaced people protected and/or assisted

362 025

People had access to improved basic services

CHAD

400 425

People participated in conflict prevention and human rights activities

24 961

People benefited from professional training (TVET) and/or skills development

GUINEA

19 733

Returning migrants benefited from post-arrival assistance

426 136

People reached by sensitisation campaigns on resilience-building practices and basic rights

THE GAMBIA

11 736

People given help to develop income-generating activities

125 852

People assisted to develop income-generating activities

MALI

2 607 294

People had access to improved basic services

23 714

People given help to develop income-generating activities

MAURITANIA

396 691

People reached by sensitisation campaigns on resilience-building practices and basic rights

989 499

People had access to improved basic services

NIGER

54 594

Voluntary returns supported

17 694

Staff trained on governance, conflict prevention, and human rights

NIGERIA

602 911

Basic social services delivered

2 551 851

Potential migrants reached by information campaigns on migration

SENEGAL

22 743

Number of direct jobs created or supported

REGIONAL



70 929

People assisted to develop income-generating activities



465 000

People received food security-related assistance



1 398 866

Potential migrants reached by information campaigns on migration

2.1.1 Main results achieved in the region in 2022

Greater economic and employment opportunities

The EUTF-funded projects attained important achievements in 2022. The highest six-monthly results were achieved on assistance to develop income-generating activities (IGAs), reaching 84 047 beneficiaries, and on technical and vocational education and training (TVET), reaching 66 765 beneficiaries.

In addition, programmes funded by the EUTF for Africa contributed to the creation of, or support for, 16 546 new jobs. This is all the more important in the Sahel region, where unemployment rates remain high, particularly for young people, and are correlated with insecurity and enrolment in terrorist groups. This issue is particularly affecting Burkina Faso, Mali and Niger, where young people represent by far the largest segment of the population, while their social status and economic opportunities remain limited. In the first half of 2022, Burkina Faso, Mali and Niger accounted for 57% of all jobs created or supported (9 476 jobs) under EUTF-funded programmes in the Sahel and Lake Chad region. Most of the jobs created in these three countries targeted young people (4 388). Since the start of the EUTF for Africa a total of 446 878 IGAs, 246 217 TVET beneficiaries and 122 378 jobs have been reported in this region.

Strengthening resilience

The Sahel region is experiencing a breakdown in basic services due to ongoing conflict. Since 2021, the struggles households face to afford food commodities have worsened due to drought and inflation. Moreover, the war in Ukraine has severely hit Sahel countries, in particular Mauritania, Cameroon and Senegal, which rely heavily on wheat imports from Russia and Ukraine. Trade disruptions due to conflict and ECOWAS sanctions on Mali have stemmed the flow of products, with availability severely reduced in several rural areas. These factors have resulted in significant hikes in food prices, which worsened the food security crisis.

During the first half of 2022, EUTF-funded campaigns on resilience-building practices and basic rights reached more than 9 million people. As a response to the food security crisis in the region, most of the campaigns focused on nutrition (including campaigns for social and behavioural changes targeting better nutrition techniques for infant and young children) and food security, reaching 383 974 people, mostly in the central Sahel region.

Throughout the region in addition, 8.1 million people were sensitised to topics related to COVID-19, often in combination with other health, resilience or employability-related messaging.

Beyond sensitisation campaigns, significant efforts were made in the first half of 2022 to support food security, even though several of the main programmes tackling this issue have been winding down. During the period, 127 418 people were provided with food security-related assistance.

Improved migration management

The Sahel and Lake Chad region continues to be an important transit area for migrants intending to reach Europe through the Mediterranean and Atlantic routes. Along these routes, migrants often find themselves unable to access basic services such as health services, housing, food or education, be it during the journey or in their destination countries. In the first half of 2022, EUTF-funded programmes protected and/or assisted 35 840 migrants in transit, bringing the total to 190 390. In addition to providing direct assistance to migrants in transit, EUTF-funded programmes trained 1 321 people on migrant protection matters.

Training young farmers in Cameroon: a story of reintegration

Mr. Farel Morel Atanga is a 22 year-old from Cameroon who lived outside of his country for the past 6 years, before deciding to come back. With the support of the IOM, he was able to leave Algeria and return to his native country where he set-up a chicken cooperative. As he was encountering many difficulties with his new business, he heard about the training offered by the project “Professionalisation des jeunes agriculteurs au Cameroun”- ProJACam and decided to participate.

“ I heard about the training offered by ProJACam of the ARCHIPELAGO programme through an awareness-raising meeting in my village and this motivated me to participate. The training at the Agricultural Institute of Obala allowed me to acquire new knowledge about chicken farming, as well as to improve my entrepreneurial skills. The internship with a professional farmer allowed me to gain additional knowledge and to realise that it is possible to make a living from broiler farming. After the training, I went back to work. ”

The ARCHIPELAGO programme aims to strengthen the employability of young people and the entrepreneurial capacity of SMEs and micro-enterprises in 9 countries of the Sahel and Lake Chad region. The approach is based on partnerships between African and European private-sector organisations, together with technical and vocational education and training (TVET) centres, joining forces to implement dual vocational and entrepreneurship training and support integration of young people into the African labour market. It aims to respond to the difficulties generated on the African continent by economic and social exclusion, marginalisation and structural situations of inequality that lead to irregular migration.

“ Today, continues Farel, I raise more chickens for each flock. I went from 50 to 400 chickens with a mortality rate that has decreased a lot (less than 5%). I have better control over the heating of the chicks, which used to be a great difficulty, not to mention the fact that I make up the feed for my chickens myself. Thanks to entrepreneurial part of this training, I now know how to calculate the necessary funds to raise a chicken and I know the minimum selling price to ensure the profitability of my activity. During the training, I was able to meet people who were in the same situation as me and this brought us closer together. Several of us have started a new livestock activity and we continue to exchange information on the problems we encounter ”




Promoting local production through entrepreneurship in Côte d'Ivoire

Since 2019, the EUTF has been financing 'I&P Accélération au Sahel', an initiative of the Investors and Partners (Investisseurs & Partenaires) investment fund which supports small dynamic businesses with high growth potential but deemed too young or too risky to obtain funding from traditional lenders (banks, investment funds, etc.). The objective is to give these companies access to the financing and skills needed to foster their development, thus promoting the creation of decent and sustainable jobs in the region.

In Côte d'Ivoire, Spices and Sents of Côte d'Ivoire (Epices et Essences de Côte d'Ivoire -E'Sens) is one of the first companies to benefit from the programme. The company, founded in 2016 in the Sassandra region west of Abidjan, is specialised in the production of essential oils of citrus fruits (bitter orange, bergamot) produced using the fruits of its harvests and supplies from small producers in the country. Through the I&P Acceleration in Sahel programme, E'Sens receives seed funding to increase the company's efficiency and optimisation of logistics, expand the area of E'Sens plantations and support and evaluate environmental and agronomic issues.

Pierre-Yves N'Goran, co-founder of E'Sens explains:

“ We wanted to relaunch the activity, which was dying. We work with more than 80 planters. As planters our employees are at the heart of our project, it is important for our project to have a social aspect. We offer pre-financing for our growers to help them look after their orchards before production. With the help of our partners, we have set up a programme called the Farmer Business School to enable our growers to understand the importance of diversification and the management of their portfolio. ”



@Investisseur&Partenaires

In the Sahel and Lake Chad region, diasporas contribute significantly to the development of their countries through remittances, entrepreneurship, investment and transnational relationships. In the first half of 2022, 112 projects and initiatives were supported by diaspora members through EUTF-funded projects, an increase of 51% on the results achieved in 2021.

Improved governance, security and conflict prevention

The security situation in the Sahel and Lake Chad region continued deteriorating during the first half of 2022. In this period, the total recorded numbers of security incidents (3 723) and fatalities (12 200) reached an all-time high for any half-year period recorded for countries in this region in the ACLED database¹⁸. In addition to its direct victims, the violence leads to instability, which hampers access to services and drives food insecurity.

The EUTF contracted EUR 686.1 million to projects aimed at improving governance and conflict prevention in the Sahel and Lake Chad region. This is about a third of the total EUTF Sahel and Lake Chad budget. In the first half of 2022, 7 279 out of 11 581 people trained on governance and conflict prevention were local civilian actors, including community representatives, members of local civilian institutions and traditional leaders.

In the Lake Chad Basin, EUTF-funded programmes such as DIZA¹⁹ and RESILAC²⁰ gave community representatives tools to engage better with local governments and other stakeholders (security institutions, civil society organisations, religious leaders, etc).

In parallel, training was also provided to administrators and representatives of local government institutions to strengthen their governance capacities.

18 ACLED, 'Armed Conflict Location and Event Data project dashboard', consulted in September 2022: <https://acleddata.com/dashboard/#/dashboard>.

19 *Programme de développement inclusif dans les zones d'accueil. Inclusive development programme in host communities.*

20 *Soutien aux populations du Bassin du Lac Tchad. Support to populations in Lake Chad region.*

Outsame's story

Outsame is a 25-year old Togolese migrant who was assisted with health and psychological care, and with accommodation in September 2022 at Gare de l'Est, Ouagadougou, by the Burkinabe Red Cross and the Spanish Red Cross in the framework of the project Assistance and protection of the most vulnerable migrants in West Africa. Outsame was found very weak after being alone for several days, lying on the floor of the station, without eating.

When the project team found Outsame she was in a severe state of dehydration, she had trouble standing, even talking was difficult for her.

She was, nevertheless, able to explain to the Red Cross that she came from Côte d'Ivoire, where she had gone to find work and ended up working as a hostess in a local bar. After some time, she became pregnant, lost the child and her health began to deteriorate. The owners of the bar did not want to keep her because she was no longer fit for work. She left the place and managed to return to Burkina Faso. She arrived in Ouagadougou and on getting off the bus collapsed without being able to move.

Volunteers from the Burkinabe Red Cross project were assisting migrants at the arrival station, to help them upon arrival.

Outsame was transferred to the partner hospital centre and after a few days, thanks to the medical care and the 24-hour presence of the project volunteers to help her eat, wash and take medicines, her health improved.

The Togolese community, alerted by the services of the Red Cross, helped Outsame find a solution to return to Togo.

A week later, the project team was pleasantly surprised to receive a phone call from Outsame who explained:

“ I have arrived home safely and am with my family now. I will always be grateful to the project team for saving my life. If you, the Red Cross, hadn't been there, I would have died ”.



@Red Cross





@istockphoto.com

2.2 Horn of Africa



14 444

Migrants in transit, refugees/asylum seekers or IDPs protected and/or assisted

DJIBOUTI

2 669

People received TVET and skills development

3 475 666

People with improved access to basic services

ETHIOPIA

3 769

Staff trained on governance, conflict prevention and human rights

96 976

People received nutrition assistance

KENYA

237 427

People with improved access to basic services

33 791

People received food security-related assistance

SOMALIA

980

Social infrastructures built or rehabilitated

46 370

Jobs created or supported

SOUTH SUDAN

60 558

People participated in conflict prevention and human rights activities

1 607 373

People received nutrition assistance

SUDAN

5 535 886

People with improved access to basic services

219 816

People assisted to develop income-generating activities

UGANDA

60 176

People reached by sensitisation campaigns on resilience-building practices and basic rights

REGIONAL



253 860

People participated in conflict prevention and human rights activities



26 139

Individuals trained on migration management



241 720

(Potential) migrants reached by information campaigns on migration

2.2.1 Main results achieved in the region in 2022

Greater economic and employment opportunities

EUTF-funded projects provided strong support to economic and employment opportunities in the region in 2022, with the largest ever half-yearly result reported on jobs created or supported, equivalent to 27 284 jobs. 2022 saw other sizeable contributions, including 128 992 beneficiaries receiving support to develop income-generating activities (IGAs) and 24 215 beneficiaries of technical and vocational education and training (TVET). To date, 134 413 jobs, 629 764 IGA beneficiaries and 133 686 TVET beneficiaries have been reported.

Many EUTF projects have continued their focus on economic and employment assistance for refugees, young people and women. For example, 21% of all beneficiaries benefiting from TVET and skills development support were refugees (28 427). Young people account for at least 34%²¹ (45 585) of the 133 686 people supported through TVET and skills development interventions across the EUTF Horn of Africa portfolio. Women account for some three in five beneficiaries of IGA (60%) and TVET (58%) reported to date, with 379 000 and 78 158 women respectively receiving assistance.

Strengthening resilience

To address the chronic high levels of food insecurity in the region, the EUTF has supported numerous interventions. To date, 4 432 731 people have received food security-related assistance, including 110 550 people assisted in the first half of 2022, mainly through agricultural support. EUTF-funded projects have continued to complement food security assistance with nutrition support, but this year has again seen a decrease in nutrition support, with 129 544 beneficiaries in the first half of 2022. This is largely due to the conclusion of key nutrition support projects such as the Improving Nutrition implemented by the World Food Programme (WFP) in Sudan and the

Strengthening Smallholders' Resilience implemented by the International Rescue Committee (IRC) in South Sudan.

In 2022, most health-related outputs remained relatively stable compared to previous reporting periods, with 651 963 health-related services delivered, many of which to children under the age of five (26%) and to children between five and 18 years old (18%). The first half of 2022 accounts for the highest half-yearly output ever for health-related awareness-raising campaigns, with 137 412 people reached. EUTF-funded interventions also continued supporting water, sanitation and hygiene (WASH), with 2 162 020 people supported to date. In 2022 this work focused on construction or rehabilitation of more than 6 000 WASH-related infrastructures.

Improved migration management

As of 30 June 2022, 88 260 migrants in transit (around 80%), refugees and asylum seekers (19%), victims of trafficking (1%) and unaccompanied minors (less than 1%) have been assisted in the Horn of Africa through short-term protection measures or direct assistance such as medical treatments or non-food items. This includes 6 181 beneficiaries supported in 2022, a similar number to the 6 256 assisted in the second half of 2021. Through EUTF funding, four programmes also supported the voluntary return of 14 862 people, including 1 151 in 2022, many of whom (39%) were migrants in transit in Djibouti. 2 345 returning migrants (of whom 83% had returned to Sudan) also received post-arrival assistance upon return in 2022.

Beyond immediate assistance, EUTF funding also supports longer-term reintegration efforts that benefited 24 885 returning migrants to date, including 2 896 in 2022 (of whom 51% Ethiopian returnees) who were all supported by the EU-IOM Joint Initiative (JI) programme. Since the start of the EUTF, 347 835 people have been reached by migration-related awareness campaigns, including 57 858 potential migrants sensitised in 2022.


21 59% of the TVET and skill development beneficiaries are adults of unspecified age (above 18 years).

Elman Peace and Human Rights Centre, partner of EUTF in Somalia rewarded for its work addressing violent extremism

On 16 June 2022, the King Baudouin African Development Prize (KBF Africa Prize) 2020-2021 was awarded to the Elman Peace and Human Rights Centre, a Somali organisation dedicated to promoting peace, cultivating leadership and empowering the marginalised categories of society to be decision-makers in the processes that ensure their wellbeing.

The Elman Peace and Human Rights Centre has been implementing the EUTF 'Strength through tolerance' project since 2021. The aim of the EUR 4.7 million project is to enhance the partnership between the Somali government and local communities to jointly address factors causing violent extremism.

Through a consortium led by the European Institute of Peace, and together with the Africa's Voices Foundation, the Elman Peace and Human Rights Centre is working with young people and women leaders as well as communities. Its local knowledge, extended presence in Somalia and experience working with civil society beyond the capital, Mogadishu, are key for the implementation of the action, which will continue until end-2024.



Finally, EUTF projects have strengthened 252 institutions and non-state actors on migration management, with 4 320 individuals trained on migration management in the first half of 2022. More than half of the training recipients were in Kenya, with the training focusing on addressing trafficking in human beings and smuggling. This brings the total number of training recipients to 29 342 to date.

Improved governance and conflict prevention

In 2022, 73 632 people were reached by peacebuilding interventions. Almost half of them (49%) benefited under the Comprehensive Refugee Response Framework (CRRF) DIRECT project

implemented by the International Rescue Committee (IRC), consisting in conflict prevention and resolution activities targeting refugees and host communities in Burundi. In total, 924 364 individuals have participated in peacebuilding and human rights activities through the EUTF in the Horn of Africa. The first half of 2022 represents the highest proportion (72%) of displacement-affected communities participating in EUTF-funded peacebuilding activities in any half-year to date. To strengthen the capacity of local stakeholders to support violence-affected populations, EUTF-funded projects also provided capacity building to 4 488 staff from state and non-state actors, mainly on conflict prevention.

Improving teaching conditions in Sudan to empower future generations

From an early age, Hussein had a passion for teaching and used to teach his younger siblings and other children from his neighbourhood. Now aged 52, Hussein is the headmaster and a teacher at the Alizdihar Primary Public School.

According to the main international organisations and NGOs working in education, almost 7 million of Sudan's children aged between six and 18 – or a third of school-age children – are out of school.

Despite all efforts, this figure has doubled in recent years following political and security instability, the COVID-19 pandemic, weather hazards and social-economic hardship.

The EQUIP II project has assisted the Alizdihar Primary Public School since 2021.

Hussein is particularly proud of the two new classrooms, as well as the supplies received such as provision of chalk, copybooks and sportswear.

He is also grateful for 'the physical and psychological support to students' and 'training workshops for teachers and Parent Teacher Association members to make the school's environment appealing to children'.

In his view, the results speak for themselves:

“We managed to prepare two classes for the state's final exams, and the success rate was 81% and 65%.”

“The success rate which I achieved as a principal has never been matched throughout the school's lifetime, something which makes every teacher in the school and myself very proud.” he adds.

More on the EQUIP II Project:

This EUR 6.6 million project is implemented by Save the Children as part of the EU Education Quality Improvement Programme II (EQUIP II) and fully funded by the European Union. It started in 2021 and continues until 2024, with the aim of improving the basic education sector in Sudan. Particular attention is given to the most marginalised groups living in vulnerable situations, including migrants, IDPs and refugees, especially girls, as well as children with disabilities. The project runs in four states: Khartoum, Blue Nile, Red Sea and South Kordofan, serving 180 schools and over 60 000 students



Hussein is proud of the two new classes built by Save the Children thanks to the EUTF project @Tarig Bashir

Strengthening regional cooperation to fight illicit financial flows

Despite recent progress in the area, most countries in the Greater Horn of Africa (GHOA) still have low investigative capacity and skills to trace the significant flows of money generated by trafficking and migrant smuggling. The AML/THB GHOA 'Disrupting criminal trafficking and smuggling networks through increased anti-money laundering and financial investigation capacity in the greater Horn of Africa' project, funded by the EUTF for Africa (EUR 4.9 million) and implemented by CIVIPOL, aimed at improving coordination in this field and the investigation methods used to target Illicit Financial Flows generated by cross-border criminal organisations that profit from irregular migration, human trafficking and other types of organised crimes.

By its end in September 2022, the project had facilitated the signing of 16 memoranda of understanding (MoUs) among the region's financial intelligence units; trained more than 5 600 people (35% female) across 16 countries on emerging trends such as mobile money and virtual assets/currencies and helped develop national and regional curricula on financial investigations. In addition, a pool of regional experts was developed to provide trainers of trainers (66 trainers were certified by the project).

According to the project team:

“ We have trained trainers from law enforcement agencies, financial intelligence units, immigration services and the judiciary, among others. These trained officials will in turn train their peers. Eventually, this will create a critical mass within state agencies, as well as regional hubs of experts, of awareness and knowledge of the modus operandi of trafficking of human beings, money laundering, smuggling of migrants and terror financing and improved skills of investigating and prosecuting the perpetrators as well as tracing and confiscating proceeds of crimes. ”

Following the project's many successes, EUR 5 million have been allocated to launch a new project phase targeting illicit financial flows. The funds are provided through the NDICI – Global Europe instrument. The AML-CFT ESCAY 'Anti Money Laundering and Counter Financing of Terrorism in Eastern, Southern, Central Africa and Yemen' project will build on the achievements of the CIVIPOL programme. It aims to curb the incidence of transnational organised crime and terrorism in 34 African countries plus Yemen by improving national response capacities and regional, inter-regional and international cooperation against illicit financial transaction and money laundering linked to transnational organised crimes and terrorist groups.



Kenyan judges attending a training on counter terrorism and terrorism financing in Mombasa, organised by the project in collaboration with the Kenyan Judiciary Academy. @EU/AML-THB Project 2021



2.3 North of Africa



85 616

People had improved access to basic social benefits

24 057

Potential migrants reached by information campaigns on migration

EGYPT

13 171

Direct jobs created or supported

1 664

People received professional training or skills development

30 795

People reached by campaigns on resilience-building practices and basic rights

776

Migrants in transit, refugees, asylum seekers and IDPs protected or assisted

MOROCCO

10 816

People had improved access to basic social benefits

1 785

Staff from governmental institutions and non-state actors trained on governance, conflict prevention and human rights

1 453

People had improved access to basic social benefits

370

People trained on migration management and protection

TUNISIA

210

People received professional training and/or skills development

159

Returning migrants received reintegration assistance

3 849 199

People had improved access to basic social benefits

3 100 100

People reached by campaigns on resilience building and basic rights

LIBYA

220 832

Migrants in transit, refugees, asylum seekers and IDPs protected or assisted

46 540

Voluntary returns supported

REGIONAL



203 853

People directly benefited from COVID-19 emergency response activities



4 653

Persons of concern received evacuation and resettlement assistance



569

People assisted to develop income-generating activities



242

People benefited from legal migration and mobility programmes

2.3.1 Main results achieved in the region in 2022

In the North of Africa region, all activities contribute to Strategic Objective 3 across the following four priorities:

Protection, voluntary return, reintegration and community stabilisation

This priority receives the most financial support in the region, with a total budget of EUR 524 million, including EUR 333 million for Libya. In 2022, numerous vulnerable migrants, asylum seekers and refugees remained stranded in North of Africa countries, often lacking long-term security and protection or excluded from the formal labour market due to their irregular status. Providing them with protection assistance and supporting social cohesion among the host communities remained a priority of the EUTF in the North of Africa region in 2022.

Since their inception, EUTF programmes supported the evacuation of 4 653 persons of concern from Libya, delivered voluntary humanitarian return assistance to 46 540 stranded migrants in Libya and provided protection assistance to 160 053 vulnerable migrants, asylum seekers and refugees across the region. This included psychosocial support, gender-based violence protection, temporary housing and subsistence support, legal counselling and family tracing, medical treatment and COVID-19 assistance. A total of 1 261 social infrastructures (education, health, housing, shelter, energy, water and sanitation) were built or rehabilitated, and 153 institutions and non-state actors received capacity-building support to strengthen service delivery. Some 4 million people, including in host communities, now benefit from improved access to basic services and 3 million were reached by sensitisation campaigns on resilience-building practices and basic rights principles. A total of 198 strategies, laws and policies were drawn up and 10 348 people participated in conflict prevention, social cohesion and human rights protection activities. In terms of economic and employment opportunities, across the region 7 313 people received professional training, while 2 230 income-generating activities were developed, 15 495 jobs created and 591 micro, small and medium-sized enterprises supported.

Manal, knitting her future one yarn at the time.

“ My entire family is back home in Yemen. I’m here in Egypt alone with my two girls. It was very difficult for me to find a job opportunity that was suitable for my situation. ”

At first, Manal decided to develop her love for knitting and began some self-learning at home. She purchased cheap material to get her through the trial-and-error phase. Later, Manal signed up for Save the Children’s Masar Egaby programme to start up her own knitting line.

“ The team was extremely supportive of my circumstances. My little daughter attended all the sessions with me and they all made her feel at home. Being able to stand on my feet again without having to worry about my children was the biggest challenge for me, and Save the Children got me through it. ”

After receiving her grant, Manal purchased bulk amounts of materials and started to produce diverse clothing items and knitted products. She now attends markets and open days on a regular basis and has gained the trust of her customers.

“ Now I know how to negotiate with my clients and listen to their feedback. I am also able to determine my target groups and where I can find them. The programme has given me the push to succeed, because after the support I received during the training, there is no way I can let them down. ”

Manal hopes to continue expanding her knitwear line, attend bazaars as much as possible and learn how to cope financially with the economic inflation.



@Save the Children

Integrated border management

This priority is the second most supported by the EUTF in the region, with a total budget of EUR 285 million, including EUR 175 million for Morocco. In 2022, refugees, asylum seekers and people on the move continued to face a variety of human rights violations, combined with high risks of being abused and exploited along the migratory routes (risks including hunger, thirst, robbery, extortion, kidnapping, violent attacks, illegal detention, rape, sexual abuse, forced labour and death).

EUTF programmes supported nine institutions and non-state actors via capacity-building or operational support in areas related to border management and the fight against migrant smuggling and trafficking in human beings. 28 items of public and civilian infrastructure were built or rehabilitated, mainly in Libya, and 50 296 items of equipment supplied (including land and sea vehicles, IT and technical equipment, personal protective equipment and investigation or forensic kits).

3 120 employees of governmental institutions, internal security forces and relevant non-state actors received training on governance, conflict prevention and international human rights standards, while 122 awareness-raising events (reaching 34 679 people) were organised on themes related to safe, orderly and regular migration.

A total of 75 869 migrants in transit, refugees, asylum seekers and internally displaced persons also benefited from short-term protection measures or direct assistance during search-and-rescue operations, at disembarkation points and in detention centres.


Returning home to a new life

Ben Hissi arrived in France irregularly in October 2018 with the hope of improving his financial and social situation. Given his previous low level of education and lack of work experience, his chances of integration in France were limited. After 6 months without fixed income and stable housing he decided to return to Tunisia, his home country.

Mr Hissi withdrew his asylum application in March 2019 and submitted instead a new application to the French Institute for Immigration and Integration (OFII – Office Français de l'Immigration et l'Intégration), for his assisted voluntary return to Tunisia. The OFII referred him to 'Tounesna', the Tunisian national scheme for Tunisian returnees, which was created in the context of the EUTF-funded ProGreS Migration project, implemented by Expertise France.

After careful analysis of his profile, the Committee of Eligibility for Reintegration Aid of the Tounesna Scheme offered him reintegration assistance via employment opportunities with a carpentry shop specialised in custom furniture, which turned out to be an optimal match. Mr Hissi started with a 3-month introductory internship, allowing him to learn the job, master work tools and acquire skills.

After his initial internship, thanks to his professionalism and motivation Mr Hissi was offered a fixed contract at the carpentry shop. He is now thriving as a carpenter in Tunisia, with a stable job and income.



@Expertise France

Labour migration and mobility

Setting up sustainable legal migration pathways to Europe is a complex and lengthy process. With the number of migrants increasing in 2022 and sometimes even exceeding pre-COVID-19 levels, this issue has returned to the forefront of policy debates.

Over the past years, the EUTF has been building capacities in the North of Africa region to improve labour migration governance, develop innovative approaches and foster EU Member States mobility schemes. The total budget devoted to this issue is EUR 35 million. These pilot initiatives provided capacity building to 18 institutions on labour migration and promoted the development of 31 strategies, laws, policies and plans. They also supported the establishment of enabling structures and tools in Egypt, Morocco and Tunisia necessary for piloting mobility schemes with three EU Member States (Germany, Belgium and France). These structures and tools took the form in particular of appropriate legal frameworks, recognition of qualifications and procedures to identify sectors and corridors for labour migration based on skills complementarity. Overall, 753 people received professional or skills development training to facilitate regular labour migration, while 242 people took part in labour mobility schemes. Six south-south cooperation initiatives were developed to facilitate labour mobility between regions of Morocco, Côte d'Ivoire, Mali and Senegal. In addition, several labour migration analyses were developed. These included a study on the impact of COVID-19, one mapping pre-departure orientation services in Morocco and one situational analysis on the regional integration of labour migration policies.

Improve migration governance

In 2022, the North of Africa region continued to play a complex role in migration dynamics in the Mediterranean region, as an area of origin, transit and destination of mixed migration flows. These flows are composed of people moving for multiple reasons (encompassing a range of forced and economic drivers of migration), under different legal statuses and holding various degrees of vulnerability.

A total of 12 EUTF programmes contribute primarily to this strategic priority, with a budget of EUR 43 million. Six strategies, policies and plans on migration governance were developed or implemented in Morocco and Tunisia and 4 828 staff from national and local public entities and civil society organisations received capacity development training on migration management (benefiting 184 institutions and non-state actors). In terms of assisted voluntary returns, 6 486 people were supported to voluntarily return to their places of origin, with 545 returning migrants benefiting from post-arrival assistance and 2 287 receiving reintegration assistance. On data collection, management and analysis, nine field studies and other research were conducted in Tunisia and Morocco, six information systems were developed and one cooperation initiative was supported between regions in Tunisia and France.



CHAPTER 3
FINANCIAL REPORT

3.1 Amounts pledged and received

This Financial Report is drawn up in accordance with Art. 7.2 (d) of the Constitutive Agreement of the EUTF for Africa. The tables below provide a summary of the contributions to the EUTF for Africa as of 31 December 2022. Contributions are split between the three windows according to the earmarking information contained in the Contribution Certificate. As per Constitutive Agreement earmarking is only possible per window. If no earmarking has been requested, the following distribution applies:

Window SAH (A) Sahel and Lake Chad: 40 %

Window HOA (B) Horn of Africa: 40 %

Window NOA (C) North of Africa: 20 %

Table 4 provides information on the contributions from external contributors (i.e. Member States and other external donors), as follows:

- Contributions pledged: total funding for the EUTF for Africa as agreed by donors (i.e. pledges that have been announced in a formal manner but have not yet been officially confirmed by a Contribution Certificate).
- Contributions certified: contributions supported by a Certificate of the external contributor.
- Contributions received: contributions received in the EUTF for Africa bank account, on the basis of which the amount available for commitment (i.e. the total amount of legal obligations that can be incurred) and the amount available for payment are subsequently established in the accounting system of the Commission and made available for the EUTF for Africa. As of 31 December 2022 EUR 623 million had been received. Contributions received in currencies other than EUR are registered using the European Commission's official exchange rate.

Table 5 provides information on the contributions from the EU and EDF budgets, as follows:

- Contributions pledged: total funding for the EUTF for Africa as agreed by donors.
- Contributions certified: contributions supported by a Commission financing decision. On that basis, the amount available for commitment (e.g. the total amount of legal obligations that can be incurred) is subsequently established in the Commission accounting system and made available for the EUTF for Africa. As of 31 December 2022, the total amount of certified contributions from the EU and EDF budgets was EUR 4 438.5 million.
- Contributions received: contributions received in the EUTF for Africa bank account. On that basis, the amount available for payment is subsequently established in the Commission accounting system and made available for the EUTF for Africa. As of 31 December 2022, EUR 3 872 million had been made available for payment from the EU and EDF budgets and EUR 4 495 million overall (including contributions from external contributors).

Interest generated by cash received in the EUTF for Africa bank account is shown in section III of Table 5.

Table 4. EUTF for Africa contributions from external contributors

I = Country	Contributions pledged (EUR)	Contributions certified (EUR)				Contributions received (EUR)
	All windows	All windows	Allocated by window			31/12/2022 Total
			SAH (A)	HOA (B)	NOA (C)	
Austria	3 000 000	3 000 000		3 000 000		3 000 000
	3 000 000	3 000 000			3 000 000	3 000 000
	1 000 000	1 000 000			1 000 000	1 000 000
	1 000 000	1 000 000			1 000 000	1 000 000
	1 200 000	1 200 000	1 200 000			1 200 000
Belgium	10 000 000	10 000 000	5 500 000	500 000	4 000 000	10 000 000
	2 000 000	2 000 000	2 000 000			2 000 000
Bulgaria	50 000	50 000	20 000	20 000	10 000	50 000
	500 000	500 000	200 000	200 000	100 000	500 000
Croatia	200 000	200 000		100 000.00	100 000.00	200 000
	100 000	100 000	100 000.00			100 000
	300 000	300 000	200 000.00		100 000.00	300 000
Cyprus	100 000	100 000			100 000.00	100 000
Czech Republic	740 000	740 000		740 000		740 000
	8 750 000	8 750 000			8 750 000	8 750 000
	921 624	921 624			921 624	921 624
Denmark	6 001 920.61	6 001 920.61	2 400 768.24	2 400 768.24	1 200 384.12	6 001 921
	4 031 011.92	4 031 011.92			4 031 011.92	4 031 012
	10 076 311.26	10 076 311.26	2 720 604.04	3 325 182.72	4 030 524.50	10 076 311
	10 050 655.30	10 050 655.30	3 350 218.43	3 350 218.43	3 350 218.43	10 050 655
	13 393 528.71	13 393 528.71		13 393 528.71		13 393 529
	6 692 096.63	6 692 096.63	2 007 629.00	2 676 838.63	2 007 629.00	6 692 097
	3 085 964.23	3 085 964.23	3 085 964.23			3 085 964.23
2 683 447.16	2 683 447.16	2 683 447.16			2 683 447.16	
Estonia	150 000	150 000			150 000.00	150 000
	300 000	300 000			300 000	300 000
	1 000 000	1 000 000			1 000 000	1 000 000
	150 000	150 000			150 000	150 000
	150 000	150 000			150 000	150 000
Finland	5 000 000	5 000 000	1 000 000	3 000 000	1 000 000	5 000 000
	2 500 000	2 500 000		2 500 000		2 500 000
	2 000 000	2 000 000		2 000 000		2 000 000
France	3 000 000	3 000 000	1 200 000	1 200 000	600 000	3 000 000
	6 000 000	6 000 000	6 000 000			6 000 000
Germany	3 000 000	3 000 000	1 200 000.00	1 200 000.00	600 000.00	3 000 000
	48 000 000	48 000 000	38 400 000.00		9 600 000.00	48 000 000
	3 000 000	3 000 000			3 000 000.00	3 000 000
	100 000 000	100 000 000			100 000 000.00	100 000 000
	3 500 000	3 500 000			3 500 000.00	3 500 000
	25 000 000	25 000 000	25 000 000.00			25 000 000
	42 500 000	42 500 000	30 500 000.00		12 000 000.00	42 500 000
	3 500 000	3 500 000	3 500 000.00			3 500 000
3 500 000	3 500 000	3 500 000.00			3 500 000	
Greece	50 000	50 000			50 000.00	50 000
Hungary	700 000	700 000		700 000		700 000
	8 750 000	8 750 000			8 750 000	8 750 000
Ireland	3 000 000	3 000 000		3 000 000		3 000 000
	3 000 000	3 000 000	1 200 000.00	1 200 000.00	600 000.00	3 000 000
	9 000 000	9 000 000	3 600 000.00	3 600 000.00	1 800 000.00	9 000 000
	755 000	755 000		755 000.00		755 000
Italy	10 000 000	10 000 000	4 000 000	5 000 000	1 000 000	10 000 000
	7 000 000	7 000 000	7 000 000			7 000 000
	15 000 000	15 000 000	15 000 000			15 000 000
	50 000 000	50 000 000	50 000 000			50 000 000

Table 4. EUTF for Africa contributions from external contributors - Part 2

I = Country	Contributions pledged (EUR)	Contributions certified (EUR)				Contributions received (EUR)
	All windows	All windows	Allocated by window			31/12/2022 Total
			SAH (A)	HOA (B)	NOA (C)	
Italy	10 000 000	10 000 000			10 000 000	10 000 000
	10 000 000	10 000 000	10 000 000			10 000 000
	2 000 000	2 000 000	2 000 000.00			2 000 000
	2 000 000	2 000 000		2 000 000		2 000 000
	6 000 000	6 000 000	6 000 000.00			6 000 000
	11 000 000	11 000 000	8 000 000.00		3 000 000	11 000 000
Latvia	50 000	50 000	20 000	20 000	10 000	50 000
	250 000	250 000			250 000	250 000
	300 000	300 000			300 000	300 000
Lithuania	50 000	50 000	20 000	20 000	10 000	50 000
	150 000	150 000			150 000	150 000
	200 000	200 000			200 000	200 000
Luxembourg	3 100 000	3 100 000	3 000 000	100 000		3 100 000
	1 000 000	1 000 000	800 000		200 000	1 000 000
Malta	250 000	250 000		125 000	125 000	250 000
	75 000	75 000			75 000	75 000
	150 000	150 000			150 000	150 000
Netherlands	15 000 000	15 000 000	3 000 000	12 000 000		15 000 000
	1 362 000	1 362 000		1 362 000		1 362 000
	10 000 000	10 000 000			10 000 000	10 000 000
	3 000 000	3 000 000	3 000 000			3 000 000
Norway	3 593 344	3 593 344	1 113 936.65	2 479 407.37		3 593 344
	5 272 037	5 272 037	1 581 611.14	1 581 611.14	2 108 815	5 272 037
	6 287 002	6 287 002	2 095 667.21	2 095 667.21	2 095 667	6 287 002
	6 195 595	6 195 595	2 065 198.31	2 065 198.31	2 065 198	6 195 595
	5 503 931	5 503 931	1 834 643.57	1 834 643.57	1 834 643.57	5 503 931
Poland	1 100 000	1 100 000		1 100 000		1 100 000
	7 070 136	7 070 136			7 070 136	7 070 136
	2 380 612	2 380 612			2 380 612	2 380 612
Portugal	250 000	250 000	100 000.00	100 000.00	50 000.00	250 000
	200 000	200 000	80 000.00	80 000.00	40 000.00	200 000
	1 350 000	1 350 000	675 000.00		675 000.00	1 350 000
	3 200 000	3 200 000	1 600 000.00		1 600 000.00	3 200 000
Romania	100 000	100 000	40 000.00	40 000.00	20 000.00	100 000
Slovakia	500 000	500 000	200 000.00	200 000.00	100 000.00	500 000
	100 000	100 000		100 000		100 000
	1 000 000	1 000 000			1 000 000	1 000 000
	8 250 000	8 250 000			8 250 000	8 250 000
Slovenia	500 000	500 000	500 000			500 000
	50 000	50 000	20 000.00	20 000.00	10 000.00	50 000
	50 000	50 000	20 000.00	20 000.00	10 000.00	50 000
Spain	30 000	30 000	30 000.00			30 000
	3 000 000	3 000 000	1 200 000.00	1 200 000.00	600 000.00	3 000 000
	6 000 000	6 000 000	6 000 000.00			6 000 000
Sweden	3 000 000	3 000 000	1 200 000	1 200 000	600 000	3 000 000
	3 000 000	3 000 000		3 000 000		3 000 000
	92 584	92 584		92 584		92 584
	5 664 202	5 664 202		5 664 202		5 664 202
Switzerland	4 100 000	4 100 000	1 640 000.00	1 640 000.00	820 000.00	4 100 000
United Kingdom	3 000 000	3 000 000		3 000 000		3 000 000
	3 000 000	3 000 000			3 000 000.00	3 000 000
	7 500 000	7 500 000	3 500 000	2 000 000	2 000 000.00	7 500 000
	7 500 000	7 500 000	3 500 000	2 000 000	2 000 000.00	7 500 000
Total External Contribution	623 158 002	623 158 002	281 404 688	101 001 850	240 751 464	623 158 001.75

Table 5 EUTF for Africa contributions from the EU and EDF budgets

II = Programme	Contributions pledged (EUR)	Contributions certified (EUR)				Contributions received (EUR)
	All windows	All windows	Allocated by window			31/12/2022 Total
			SAH (A)	HOA (B)	NOA (C)	
Reserve of the 11th EDF (38-801)	1 000 000 000	1 000 000 000	666 666 667	333 333 333		1 000 000 000
RIP West Africa 11th EDF (38-801)	200 000 000	200 000 000	200 000 000			200 000 000
RIP Central Africa 11th EDF (38-811)	10 000 000	10 000 000	10 000 000			10 000 000
RIP EASAI0 11th EDF (38-807)	50 000 000	50 000 000		50 000 000		50 000 000
NIP ET 11th EDF (38-807)	30 000 000	30 000 000		30 000 000		30 000 000
DG NEAR (admin credits)*	500 000	500 000			500 000	500 000
DG NEAR - C(2016)3505**; C(2017)2453; C(2017)8287; C(2019)3480; C(2020)3368; (2020)4581	411 211 675	411 211 675			411 211 675	308 811 675
DG NEAR - C(2016)7277	25 000 000	25 000 000			25 000 000	25 000 000
DG ECHO (C(2015)8936)**; C(2016) 8795	50 000 000	50 000 000	20 000 000	20 000 000	10 000 000	40 000 000
SSP SS EDF (38-815)	86 400 000	86 400 000		86 400 000		86 400 000
El Nino Horn of Africa - DCI FOOD (39-550)	23 000 000	23 000 000		23 000 000		23 000 000
El Nino Horn of Africa - Reserve of the 11th EDF (39-736; C(2016)6843)	43 500 000	43 500 000		43 500 000		43 500 000
El Nino SAHEL DCI FOOD (C(2016)5207;39-550; contract n°2017/383-433)	10 000 000	10 000 000	10 000 000			10 000 000
El Nino SAHEL EDF (C(2016)6843; 39-650; contract n°2017/383-426)	25 000 000	25 000 000	25 000 000			25 000 000
DCI DEVCO B - MIGR (38-974)**	25 000 000	25 000 000	10 000 000	10 000 000	5 000 000	25 000 000
Sudan Special Measure EDF (39-789)	100 000 000	100 000 000		100 000 000		100 000 000
Reserve of the 11th EDF (39-883)	500 000 000	500 000 000	368 000 000	132 000 000		500 000 000
DCI PANAF (38-855)	25 000 000	25 000 000	10 000 000	10 000 000	5 000 000	25 000 000
RIP EASAI0 - IGAD Peace and Security envelope EDF (C(2017)2395;386-661)	45 000 000	45 000 000		45 000 000		45 000 000
NIP Somalia EDF C(2017)1721 (039-896)	200 000 000	200 000 000		200 000 000		200 000 000
DG HOME AMIF	135 000 000	135 000 000	10 000 000	10 000 000	115 000 000	105 000 000
DCI MIGRATION (C(2017)6275)	230 000 000	230 000 000	140 000 000	60 000 000	30 000 000	200 000 000
DCI MIGRATION (C(2018)7642)	29 500 000	29 500 000	20 500 000	9 000 000		
DCI Food (C(2017)8765) CRIS 040-160	10 000 000	10 000 000		10 000 000		10 000 000
EDF Sudan - Contribution to the European Union Emergency Trust Fund C(2020)872 -(42611)	100 000 000	100 000 000		100 000 000		100 000 000

Table 5 EUTF for Africa contributions from the EU and EDF budgets - Part 2

II = Programme	Contributions pledged (EUR)	Contributions certified (EUR)				Contributions received (EUR)
	All windows	All windows	Allocated by window			31/12/2022 Total
			SAH (A)	HOA (B)	NOA (C)	
EDF Special Support Programme for South Sudan (C(2017)8337)	24 533 858	24 533 858		24 533 858		24 533 858
EDF Special Support Programme for South Sudan (C(2017)8337) (2019 Rider)	4 906 772	4 906 772		4 906 772		4 906 772
Reserve of the 11th EDF C(2018)4437	500 000 000	500 000 000	375 000 000	125 000 000		500 000 000
0 RIP and NIP 11th EDF C(2018) 5491	150 000 000	150 000 000		150 000 000		80 000 000
0 RIP and NIP 11th EDF C(2018) 5491	150 000 000	150 000 000		150 000 000		80 000 000
DG NEAR - C(2018)8220	27 733 626	27 733 626			27 733 626	27 733 626
DG NEAR (2019) 8959	50 717 716	50 717 716			50 717 716	50 717 716
PIN 11ième FED Niger C(2020) 2551	38 425 000	38 425 000	38 425 000			
PIN 11ième FED Burkina Faso (C(2020)2938)	18 670 000	18 670 000	18 670 000			
PIN 11ième FED Mali C(2020)2549	15 000 000	15 000 000	15 000 000			
PIN 11ième FED Chad C(2020) 2550	2 500 000	2 500 000	2 500 000			
EDF South Sudan C(2020)8530 (CRIS 042-949)	1 903 529	1 903 529		1 903 529		1 903 529
EDF transfer in favour of Mali C(2020)9198	60 000 000	60 000 000	60 000 000			
Total EC Contribution	4 438 502 176	4 438 502 176	1 999 761 667	1 758 577 492	680 163 017	3 872 007 176

TOTAL I+II	Contributions pledged (EUR)	Contributions certified (EUR)				Contributions received (EUR)
		All Windows	SAH (A)	HOA (B)	NOA (C)	TOTAL
	5 061 660 178	5 061 660 178.17	2 281 166 354.98	1 859 579 342.64	920 914 480.55	4 495 165 178

III = Interest generated by cash received in Trust fund bank account	
2015 Bank Interest	2 292
2016 Bank Interest	52 135
2017 Bank Interest	1 631
2018 Bank Interest	1 884
2019 Bank Interest	588
2020 No bank interest received due to negative interest rates	
2021 No bank interest received due to negative interest rates	
2022 Negative interest rates until mid August 2022	
Cumulated interest generated by cash received in Trust fund bank account	58 530
Total I+ II+III	4 519 426 613

3.2 EUTF for Africa amounts paid during the reporting period

The table below shows the amounts paid during the reporting period by budget implementation modalities.

Table 6. Total payments in 2022

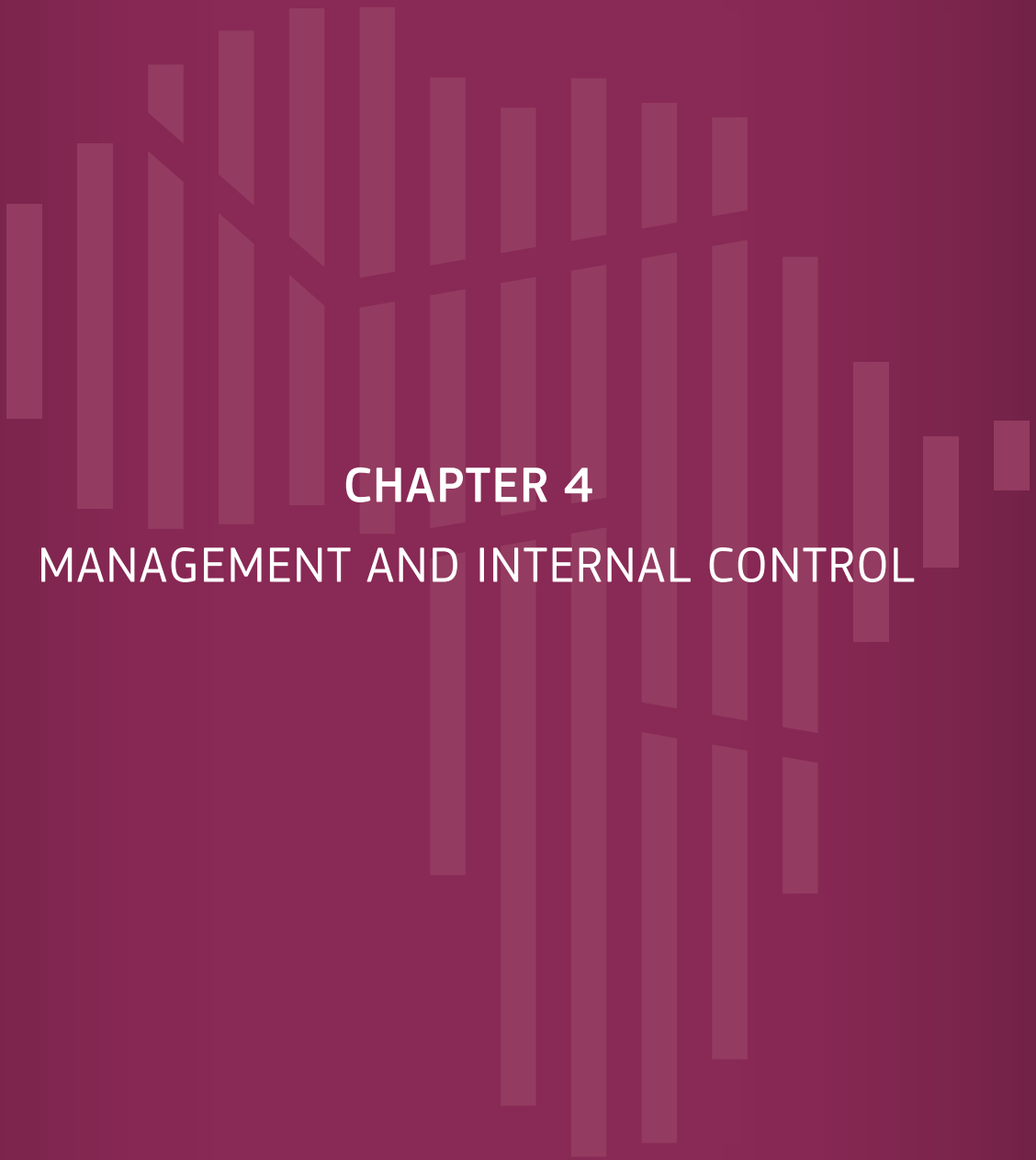
	Total
	Amounts (EUR million)
Grants in Direct Management	155.15
Budget Support	32.33
Procurement in Direct Management	45.96
Indirect Management with International Organizations	107.34
Indirect Management with Development Agencies	94.93
Indirect Management with Beneficiary countries	1.69
Other Contracts/Payments	0.05
Administrative expenditure	4.12
EU Budget - Cross-subdelegations to other DGs	0
Total :	441.57

3.3 Trust Fund administration

To cover the administrative costs of the EUTF for Africa (salaries and remuneration related costs, missions and other costs), EUR 13 624 381 was forecasted for 2022 and EUR 12 552 321 was paid out by the Commission (INTPA general budget) in the year.

Table 7. Administrative costs of the EUTF for Africa in 2022 (EUR)

Forecast for 2022	13 624 381
Actual costs for 2022:	
a) salaries of temporary staff in EU Headquarters and in the EU Delegations	8 446 075
b) support costs associated to contract staff (i.e. missions, training, IT, infrastructure in EU delegations)	3 921 246
c) other costs needed for the global management of the fund	185 000
Total actual costs	12 552 321



CHAPTER 4
MANAGEMENT AND INTERNAL CONTROL



The EUTF for Africa operates in the same general system of internal control laid down by the Commission.

It was decided that the EU Financial Regulation and the rules and procedures developed by the European Commission's Directorate-General for International Partnership (INTPA) for the management and implementation of its operations are equally applicable to the EUTF for Africa.

For the North of Africa window, the Directorate-General for Neighbourhood and Enlargement Negotiations (NEAR) benefits from a sub-delegation of INTPA so that the EU Financial Regulation and the rules and procedures developed by the latter for the management and implementation of its operations are applicable to this window.

Once approved by the Operational Committee, actions are implemented in accordance with the implementing procedures provided for in the applicable Commission rules and regulations, including those applicable to EDF.

As per the Constitutive Agreement of the EUTF for Africa and given its objective to operate in a crisis and post-crisis situation, flexible procedures appropriate to the local environment are used to ensure that the Fund is effective and responsive to the needs identified. These procedures are in accordance with the Financial Regulation provisions and are set up in INTPA and NEAR financial guides. Their use needs to be justified on a case-by-case basis. Both Directorate - Generals keep a register of exceptions, derogations and prior approvals granted under the EUTF for Africa, together with non-compliance events detected during the year.

Project implementation is provided for in direct management, where the EUTF for Africa is the contracting authority and signs procurement and grant contracts, or in indirect management, where project implementation is delegated to a third party, namely an EU Member State agency or international organisation. Candidate entities to be entrusted with budget-implementation tasks have to demonstrate a level of financial management and protection

of the EU's financial interests equivalent to that of the Commission. International organisations and Member State agencies have to provide management declarations on the use of the funds they are entrusted with.

Ex ante controls are carried out by the EUTF for Africa staff for all operations/transactions carried out under the Trust Fund.

In line with INTPA and NEAR contractual models and audit policy, audits/expenditure verifications are either provided for in contracts or can be launched by the EUTF for Africa of its own volition based on a risk analysis.

The EUTF is included in the Directorate-General's annual audit plan. A total of 22 contracts/projects under the EUTF were pre-selected for audit and/or financial verification under INTPA's and NEAR's annual audit plan 2023, which is still to be approved by the DG. The EUTF for Africa is also included in the 'Residual Error Rate' exercise (ex post controls), as are other programmes/instruments managed by INTPA and NEAR.

The EUTF for Africa accounts are also subject to an annual external audit.

The EUTF for Africa managers take into account reports and recommendations of the different control bodies, notably the Internal Audit Service (IAS) and Court of Auditors, for the purpose of providing an assessment of the effectiveness of risk management, control and governance processes, in addition to the results of the audits carried out at the level of contractors/beneficiaries.

The European Anti-Fraud Office (OLAF) exercises the same powers over the EUTF for Africa in its entirety, including its governance bodies and the representatives of donors and observers participating in such bodies, as it does in respect of other activities of the Commission.

4.1 Control results

Control effectiveness as regards legality and regularity.

Results of ex ante controls

As of the end of 2022, the ex ante controls had detected a total of EUR 8 096 873 of expenditure that were ineligible, this ineligible amount being equal to 1.07% of the total disbursed in the year.

Results of external audits

The annual external audit of accounts of the EUTF Africa for the year 2021 was concluded satisfactorily. With regard to year 2022, an external audit of the accounts is currently in preparation.

Fraud prevention and detection

EU Trust Funds are included in the anti-fraud strategy of the DG of the Authorising Officer in charge. Therefore OLAF covers the EUTF Africa for anti-fraud matters, and OLAF's rules on the management of the related information apply.

4.2 Observations and recommendations made by the Internal Audit Service / European Court of Auditors

A report on a performance audit of the EUTF for Africa was issued at the end of 2018. The EUTF for Africa duly took note of the ECA recommendations and took appropriate measures to address them.

The ECA has planned a second performance audit of the EUTF for Africa. Preparatory work started in the last months of 2022. The audit will take place in 2023 and the report should be published in 2024.

The Commission's Internal Audit Service has not yet carried out a review of the EUTF for Africa.

4.3 Assessment of the effectiveness of the internal control systems

The EUTF for Africa operates in the general system of internal control laid down by the Commission. In this framework, the EUTF for Africa has put in place the organisational structure and internal control systems suited to achieving the policy and control objectives, in accordance with the standards and having due regard to the risks associated with the environment in which it operates.

Monitoring of the compliance and effectiveness of the internal control systems was done on a continuous basis by the Trust Fund managers and adjusted and complemented, where necessary.

Exceptions and derogations are applied as needed and when justified, as allowed by the Trust Fund procedures. This includes derogations from the rule of nationality and origin, as well as reduction of the deadline for submission of tenders. Approvals for direct grant awards or negotiated procedures of service contracts were also applied in justified cases. The majority of such procedures are preferably identified initially and therefore included in the action document of each respective programme submitted for approval by the Trust Fund's Operational Committee.

Exceptions, derogations, prior approvals and non-compliance events that occurred during the reporting period have been registered and documented. A small number of cases of non-compliance events were detected. They were however identified and duly corrected and reported.

The Trust Fund managers have taken appropriate measures to ensure that the financial interests of the Union and of the donors are protected by the application of preventive measures against irregularities and fraud, by effective controls and, if irregularities or fraud are detected, by the recovery of the amounts wrongly paid. The contracts and agreements signed with third parties authorise the Commission to carry out controls on the spot, to suspend payments and implementation of actions where serious irregularities or fraud are noted, and to apply, where appropriate, effective, proportionate and deterrent contractual penalties.





CHAPTER 5
ANNEXES

Annex I – List of programmes, amount contracted and amount paid (cumulative since the beginning of the EUTF for Africa)

SAHEL & LAKE CHAD					
Country	Action title	Amount committed (EUR)	Amount contracted (EUR)	Amount paid (EUR)	Amount to be paid (EUR)
Burkina Faso	Retour de la confiance et renforcement des capacités sécuritaires au burkina faso (renforces burkina faso iii)	7 000 000.00	7 000 000.00	3 170 916.00	3 829 084.00
	Appui à la justice au burkina faso pour renforcer la lutte contre l'impunité au travers d'une justice plus accessible et efficace	10 000 000.00	9 800 000.00	4 896 882.75	4 903 117.25
	Tuuma - appui à la compétence professionnelle l'entreprenariat et l'emploi des jeunes et des femmes dans les régions rurales du burkina faso	8 000 000.00	8 000 000.00	7 831 999.60	168 000.40
	Programme d'appui à l'emploi dans les zones frontalières et périphériques	7 000 000.00	6 964 129.87	6 964 129.87	0
	Renforcement de la gestion et de la gouvernance des migrations et le retour et la réintégration durable au burkina faso	8 300 000.00	8 300 000.00	8 000 000.00	300 000.00
	Programme lrrd de renforcement de la resilience des communautés vulnérables à l'insécurité alimentaire et nutritionnelle dans les zones frontalières septentrionales au burkina faso	30 000 000.00	29 908 389.08	29 834 127.08	74 262.00
	Insertion et stabilisation socio économique des jeunes et femmes dans la province du seno (région du sahel)	5 200 000.00	5 153 327.58	5 153 327.58	0
	Protection des jeunes dans les zones à risque au burkina faso à travers l'éducation et le dialogue.	9 000 000.00	9 000 000.00	7 757 911.00	1 242 089.00
	Prévention de l'extrémisme violent autochtone rebâtir une cohésion sociale au nord du burkina à travers un meilleur suivi de la radicalisation la promotion du dialogue et la valorisation de l'économie pastoraliste	9 600 000.00	9 487 559.42	8 570 284.08	917 275.34
	Appui budgétaire pour la mise en œuvre du programme d'urgence sahel du burkina faso	75 000 000.00	74 514 469.15	74 443 094.75	71 374.40
	Programme d'appui à la gestion intégrée des frontières au burkina faso (pagif-bf)	30 000 000.00	30 000 000.00	29 944 070.26	55 929.74
TOTAL BURKINA FASO		199 100 000.00	198 127 875.10	186 566 742.97	11 561 132.13
Côte d'Ivoire	Appui à la mise en œuvre de la stratégie nationale de l'état civil et de l'identification de côte d'ivoire	5 000 000.00	4 949 739.82	4 134 871.92	814 867.90
	Programme de soutien et de relance à l'économie dans le contexte de la crise du covid 19 en côte d'ivoire	25 000 000.00	24 891 880.00	24 841 880.01	49 999.99
TOTAL CÔTE D'IVOIRE		30 000 000.00	29 841 619.82	28 976 751.93	864 867.89
Cameroon	Renforcement de la gestion et de la gouvernance des migrations et le retour et la réintégration durable au cameroun	3 300 000.00	3 300 000.00	3 300 000.00	0
	Resilience- programme de réponse à l'impact des mouvements de populations internes et externes dans les régions du septentrion du cameroun	20 000 000.00	19 841 744.38	19 841 744.38	0
	Projet d'investissement en appui au développement économique local dans l'extrême nord favorisant l'emploi et l'insertion des jeunes (approche himo)	10 000 000.00	10 000 000.00	10 000 000.00	0
	Projet de promotion de l'emploi et renforcement de la résilience au nord cameroun (extrême-nord nord et adamaoua)	7 000 000.00	7 000 000.00	7 000 000.00	0
TOTAL CAMEROON		40 300 000.00	40 141 744.38	40 141 744.38	0
Ghana	Boosting green employment and enterprise opportunities in ghana	20 000 000.00	19 780 000.00	15 573 373.67	4 206 626.33
	Strengthening border security in ghana	5 000 000.00	4 840 000.00	2 364 896.82	2 475 103.18
TOTAL GHANA		25 000 000.00	24 620 000.00	17 938 270.49	6 681 729.51

SAHEL & LAKE CHAD					
Country	Action title	Amount committed (EUR)	Amount contracted (EUR)	Amount paid (EUR)	Amount to be paid (EUR)
Gambia	Digitalising the gambia - technical assistance to strengthen the ict sector	1 050 000.00	1 000 000.00	529 438.18	470 561.82
	Strengthening the management and governance of migration and the sustainable reintegration of returning migrants in the gambia	3 900 000.00	3 900 000.00	3 900 000.00	0
	Building a future - make it in the gambia	22 550 000.00	22 372 648.23	21 051 240.23	1 321 408.00
	The gambia youth empowerment scheme	11 000 000.00	11 000 000.00	11 000 000.00	0
TOTAL GAMBIA		38 500 000.00	38 272 648.23	36 480 678.41	1 791 969.82
Guinea	Améliorer la résilience des populations vulnérables de guinée	8 000 000.00	8 000 000.00	6 000 000.00	2 000 000.00
	Projet pilote d'amélioration du système d'état civil guinéen par l'effet catalyseur de la digitalisation	5 000 000.00	4 950 000.00	3 288 076.00	1 661 924.00
	Programme d'appui a l'integration socio-economique des jeunes (integra)	61 250 000.00	60 919 353.25	59 707 127.46	1 212 225.79
TOTAL GUINEA		74 250 000.00	73 869 353.25	68 995 203.46	4 874 149.79
Mali	Common operational partnership (cop) mali	2 850 000.00	2 800 000.00	1 821 287.66	978 712.34
	Programme de soutien à la transition en république du mali (pst-ml)	63 325 000.00	63 107 228.13	24 536 403.54	38 570 824.59
	Renforcement de la gestion et de la gouvernance des migrations et le retour et la réintégration durable au mali	15 000 000.00	14 680 000.00	14 680 000.00	0
	Programme d'appui au fonctionnement de l'état civil au mali: appui à la mise en place d'un système d'information sécurisé	25 000 000.00	25 000 000.00	21 415 756.35	3 584 243.65
	L'emploi des jeunes crée des opportunités ici au mali.	20 000 000.00	20 000 000.00	18 777 221.88	1 222 778.12
	Programme de renforcement de la résilience des communautés des ménages et des individus vulnérables à l'insécurité alimentaire et nutritionnelle au mali	25 000 000.00	24 341 049.00	24 341 049.00	0
	Renforcement des opportunités économiques et de la sécurité alimentaire des populations des régions de sikasso kayes et koulikoro	13 576 233.00	13 500 000.00	12 289 711.63	1 210 288.37
	Relance de l'économie et appui aux collectivités ii	10 000 000.00	10 000 000.00	10 000 000.00	0
	Sécurité et développement au nord du mali-phase 2 (sdnm)	13 000 000.00	13 000 000.00	13 000 000.00	0
	Projet d'appui aux investissements de la diaspora malienne dans les régions d'origine	6 000 000.00	5 955 060.00	5 789 350.00	165 710.00
	Programme jeunesse et stabilisation (proj) régions du centre du mali	43 500 000.00	43 500 000.00	32 095 185.72	11 404 814.28
	Programme d'actions à impact rapide pour la stabilisation des régions du centre mali	8 100 000.00	7 978 551.85	6 900 238.94	1 078 312.91
	Programme d'appui au renforcement de la sécurité dans les régions de mopti et de gao et à la gestion des zones frontalières (parsec mopti-gao)	43 656 666.00	43 541 828.63	30 071 937.63	13 469 891.00
	Appui au développement économique local et à la prévention des conflits dans les régions de tombouctou et gao (adel)	13 000 000.00	13 000 000.00	13 000 000.00	0
TOTAL MALI		302 007 899.00	300 403 717.61	228 718 142.35	71 685 575.26

SAHEL & LAKE CHAD					
Country	Action title	Amount committed (EUR)	Amount contracted (EUR)	Amount paid (EUR)	Amount to be paid (EUR)
Mauritania	Partenariat opérationnel conjoint pour la mauritanie (poc mauritanie)	4 550 000.00	4 500 000.00	2 230 440.80	2 269 559.20
	Contribuer au renforcement de la gouvernance et de la gestion des migrations et des frontières et faciliter la protection le retour et la réintégration durable de migrants en mauritanie	8 000 000.00	8 000 000.00	8 000 000.00	0
	Promotion de l'emploi et amélioration des conditions de vie des pêcheurs artisanaux côtiers jeunes et femmes aux alentours des espaces naturels protégés du secteur nord de mauritanie	10 000 000.00	9 999 960.00	7 909 754.74	2 090 205.26
	Création d'emplois décents et consolidation de l'emploi existant pour les jeunes et potentiels migrants dans le secteur de la pêche artisanale	14 000 000.00	14 000 000.00	13 740 016.38	259 983.62
	Projet d'appui à la prévention de la radicalisation violente en république islamique de mauritanie	5 898 701.81	5 898 701.81	5 898 701.81	0
	Programme de renforcement de la résilience des communautés urbaines et rurales vulnérables en mauritanie	10 000 000.00	10 000 000.00	8 606 217.90	1 393 782.10
	Projet pecobat : amélioration de l'employabilité des jeunes et des capacités des pme par le développement du sous-secteur du btp en matériaux locaux et de la formation professionnalisante dans les chantiers écoles construction	3 200 000.00	3 183 427.07	3 183 427.07	0
	Renforcement des capacités pour une meilleure gestion de la migration afin de protéger l'enfance migrante contre l'exploitation et la traite	2 905 771.65	2 905 771.65	2 905 771.65	0
	L'ue pour le nexus sécurité-résilience-développement en mauritanie	25 000 000.00	25 000 000.00	24 281 831.00	718 169.00
TOTAL MAURITANIA		83 554 473.46	83 487 860.53	76 756 161.35	6 731 699.18
Niger	Création d'une équipe conjointe d'investigation (eci) pour la lutte contre les réseaux criminels liés au terrorisme	4 500 000.00	4 470 000.00	2 873 127.00	1 596 873.00
	Résilience agro-sylvo-pastorale ouest niger	7 000 000.00	6 930 000.00	4 227 491.00	2 702 509.00
	Promoting employment to increase the economic resilience of the local communities in tillabery - west niger	8 000 000.00	7 860 000.00	5 570 777.35	2 289 222.65
	Soutien à la création d'un escadron polyvalent de la garde nationale du niger	4 500 000.00	4 450 000.00	3 949 816.72	500 183.28
	Renforcement de la gestion et de la gouvernance des migrations et le retour durable au niger (sustainable return from niger -sureni)	15 000 000.00	15 000 000.00	15 000 000.00	0
	Plan d'actions à impact économique rapide à agadez (paiera)	7 780 066.59	7 780 066.59	7 780 066.59	0
	Soutien à la résilience institutionnelle et communautaire dans la région de diffa	12 000 000.00	12 000 000.00	10 800 000.00	1 200 000.00
	Migrant resource and response mechanism	7 000 000.00	6 999 893.00	6 999 893.00	0
	Renforcement de la gestion durable des conséquences des flux migratoires	32 000 000.00	31 950 000.00	31 950 000.00	0
	Projet d'appui aux filières agricoles dans les régions de tahoua et agadez	30 000 000.00	30 000 000.00	30 000 000.00	0
	Appuyer la formation et l'insertion professionnelle des jeunes filles et garçons des régions d'agadez et zinder en vue de contribuer au développement socioéconomique des deux régions	6 210 000.00	6 210 000.00	6 210 000.00	0
	Projet intégré d'appui à la résilience des populations vulnérables réfugiées déplacées retournées et hôtes de la région de diffa niger	10 000 000.00	10 000 000.00	6 388 525.62	3 611 474.38
	Création d'emplois et d'opportunités économiques à travers une gestion durable de l'environnement dans les zones de transit et départ au niger	29 550 000.00	29 550 000.00	25 171 273.26	4 378 726.74

SAHEL & LAKE CHAD					
Country	Action title	Amount committed (EUR)	Amount contracted (EUR)	Amount paid (EUR)	Amount to be paid (EUR)
Niger	Création d'une équipe conjointe d'investigation (eci) pour la lutte contre les réseaux criminels liés à l'immigration irrégulière la traite des êtres humains et le trafic des migrants.	11 500 000.00	11 500 000.00	11 339 205.00	160 795.00
	Stabilisation et renforcement socio-économique des populations affectées par la migration irrégulière dans les zones de transit au niger	7 600 000.00	7 265 191.87	6 010 276.64	1 254 915.23
	Appui budgétaire à la justice sécurité intérieure et gestion des frontières au niger	102 987 805.00	102 718 210.72	96 539 723.79	6 178 486.93
TOTAL NIGER		295 627 871.59	294 683 362.18	270 810 175.97	23 873 186.21
Nigeria	T05-eutf-sah-ng-09	50 000 000.00	49 845 801.00	49 376 703.13	469 097.87
	Strengthening migration governance in nigeria and sustainable reintegration of returning migrants	15 500 000.00	15 500 000.00	15 500 000.00	0
	Preventing violent extremism through alternative narratives (pve-tan)	2 400 000.00	2 400 000.00	2 160 000.00	240 000.00
	Trengthening psychosocial support mental health reintegration and protection services for children in borno including children associated with boko haram.	4 500 000.00	4 500 000.00	4 500 000.00	0
	Eu support to response recovery and resilience in borno state	20 000 000.00	20 000 000.00	19 000 000.00	1 000 000.00
	Linking relief rehabilitation and development and promoting the stability and safety of communities in displacement in north east nigeria	11 223 879.92	11 223 879.92	11 223 879.92	0
	Investing in the safety and integrity of nigerian girls (i-sing)	3 326 027.05	3 326 027.05	3 326 027.05	0
	Enhancing state and community level conflict management capability in north eastern nigeria	21 000 000.00	21 000 000.00	20 756 145.34	243 854.66
	Renforcement de la gestion durable des conséquences des flux migratoires	32 000 000.00	31 950 000.00	0.00	
TOTAL NIGERIA		127 949 906.97	127 795 707.97	125 842 755.44	1 952 952.53
Senegal	T05-eutf-sah-sn-09 pasped : programme de contraste à la migration illégale à travers l'appui au secteur privé et à la création d'emplois au sénégal.	14 303 200.00	14 303 200.00	14 303 200.00	0
	Renforcement de la gestion et de la gouvernance des migrations retour et réintégration durable au sénégal et accompagnement des investissements de la diaspora sénégalaise	27 900 000.00	27 900 000.00	26 837 462.05	1 062 537.95
	Projet de renforcement de la sécurité alimentaire et nutritionnelle dans la région de matam	1 100 000.00	1 015 390.66	1 015 390.66	0
	Programme d'appui au renforcement du système d'information de l'état civil et à la création d'un fichier national d'identité biométrique.	28 000 000.00	27 668 837.24	16 620 248.45	11 048 588.79
	Projet d'appui à la réduction de l'émigration rurale et à la réintégration dans le bassin arachidier par le développement d'une économie rurale sur base des périmètres irrigués.	18 000 000.00	18 000 000.00	17 383 765.00	616 235.00
	Amélioration de la réponse des communautés les plus vulnérables face aux crises nutritionnelles et alimentaires dans les départements de podor ranérou matam et kanel.	8 000 000.00	8 000 000.00	8 000 000.00	0
	Normalisation des conditions de vie des populations directement affectées par le conflit en casamance	4 500 000.00	4 500 000.00	4 500 000.00	0
Pacersen : projet d'appui à la réduction de la migration à travers la création d'emploi ruraux au sénégal par la mise en place de fermes agricoles villageoises et individuelles (fermes natangees) dans des régions à haute potentialité	18 732 871.00	18 732 871.00	18 732 871.00	0	

SAHEL & LAKE CHAD					
Country	Action title	Amount committed (EUR)	Amount contracted (EUR)	Amount paid (EUR)	Amount to be paid (EUR)
Senegal	Développer l'emploi au sénégal: renforcement de la compétitivité des entreprises et de l'employabilité dans les zones de départ	40 108 734.00	39 747 810.41	39 210 661.41	537 149.00
	Partenariat opérationnel conjoint (poc) de lutte contre l'immigration irrégulière et le trafic de migrants au sénégal	9 000 000.00	9 000 000.00	7 278 421.00	1 721 579.00
TOTAL SENEGAL		169 644 805.00	168 868 109.31	153 882 019.57	14 986 089.74
Chad	Securite et gestion des frontieres (secgef)	8 250 000.00	8 250 000.00	8 250 000.00	0
	Appui à la formation et à la sécurité publique au tchad	10 000 000.00	9 998 678.46	9 998 678.46	0
	Appui au déminage à la protection sociale et au développement des personnes vulnérables	23 000 000.00	22 849 977.00	20 554 982.17	2 294 994.83
	Programme de developpement inclusif dans les zones d'accueil (diza)	15 000 000.00	15 000 000.00	13 051 268.59	1 948 731.41
	Resilience et emploi au lac tchad (reste)	26 147 827.63	25 847 057.57	25 769 082.29	77 975.28
	Projet de renforcement de la résilience et de la cohabitation pacifique au tchad (prcpt)	22 250 000.00	22 250 000.00	22 197 138.34	52 861.66
	Soutien a l'insertion socio-professionnelle des jeunes tchadiens en situation de vulnérabilité	10 300 000.00	10 300 000.00	8 523 981.00	1 776 019.00
TOTAL CHAD		114 947 827.63	114 495 713.03	108 345 130.85	6 150 582.18
Regional	Crialces - reponse a la crise alimentaire au centre sahel : support nutritionnel et relevement	20 000 000.00	19 900 000.00	14 924 167.00	4 975 833.00
	Radio jeunesse sahel - appui europeen à la phase de demarrage de la radio	2 050 000.00	2 000 000.00	1 834 367.00	165 633.00
	Contribution au financement du secrétariat de la coalition pour le sahel (scs)	510 000.00	500 000.00	450 000.00	50 000.00
	Création d'emplois équitables et développement durable de microentreprises à travers la gestion responsable et éthique de chaines de valeur spécifiques liées aux secteurs de la mode du « lifestyle » et de l'aménagement d'intérieur	10 000 000.00	10 000 000.00	10 000 000.00	0
	Strengthening the management and governance of migration and the sustainable reintegration of returning migrants in ivory coast ghana guinea and guinea bissau	13 930 000.00	13 927 598.18	13 927 598.18	0
	Resilac: redressement economique et social inclusif du lac tchad	31 100 000.00	31 100 000.00	31 100 000.00	0
	Renforcement de la résilience des populations déplacées par l'instabilité au nord-mali et soutien à la coexistence pacifique entre communautés	20 000 000.00	20 000 000.00	19 994 735.74	5 264.26
	La voix des jeunes du sahel	2 200 000.00	2 172 174.45	2 172 174.45	0
	Appui a la cooperation regionale des pays du g5 et au college sahelien de securite	7 200 000.00	7 200 000.00	7 176 969.83	23 030.17
	Support to the strengthening of police information systems in the broader west africa region (wapis)	8 000 000.00	8 000 000.00	4 750 000.00	3 250 000.00
	Ipdev2: soutenir les entrepreneurs et les très petites et moyennes entreprises (tpme) en afrique de l'ouest	15 800 000.00	15 500 000.00	12 211 236.83	3 288 763.17
	Appui a la lutte contre la traite des personnes dans les pays du golfe de guinee	17 400 000.00	17 400 000.00	11 811 001.00	5 588 999.00

SAHEL & LAKE CHAD					
Country	Action title	Amount committed (EUR)	Amount contracted (EUR)	Amount paid (EUR)	Amount to be paid (EUR)
Regional	Appui à la protection des migrants les plus vulnérables en Afrique de l'ouest	20 000 000.00	20 000 000.00	17 703 503.06	2 296 496.94
	Protection and sustainable solutions for migrants and refugees along the central mediterranean route	125 000 000.00	125 000 000.00	120 466 577.00	4 533 423.00
	Modernizing and strengthening secure identity chains and documental security (gestdoc)	5 000 000.00	5 000 000.00	4 603 909.98	396 090.02
	Archipelago: an african-european tvet initiative	15 000 000.00	15 000 000.00	9 413 519.00	5 586 481.00
	Monitoring and learning system for the eutf sahel and lake chad	5 000 000.00	4 995 000.00	2 124 991.40	2 870 008.60
	Gar-si sahel (groupes d'action rapides-surveillance et intervention au sahel)	74 175 338.00	73 155 855.67	68 931 078.00	4 224 777.67
	La voix des jeunes du sahel - dialogue entre jeunes et institutions au sahel (phase ii)	5 000 000.00	5 000 000.00	5 000 000.00	0
	Programme d'urgence pour la stabilisation des espaces frontaliers du g5 sahel	147 479 592.41	144 778 519.00	94 475 093.27	50 303 425.73
	Contribution au financement de l'unité de coordination de l'alliance sahel (uca)	2 400 000.00	2 400 000.00	2 399 978.00	22
	Eu support to the united nations development programme (undp) ` regional stabilisation facility for lake chad (rsf)	5 000 000.00	5 000 000.00	4 886 196.82	113 803.18
	Appui aux forces de sécurité des pays membres du g5 sahel pour la lutte contre l'impunité et le renforcement de leurs liens avec les populations	22 400 000.00	22 340 040.00	17 135 745.00	5 204 295.00
	Programme d'appui au g5 pour la sécurité au sahel (pags) phase ii	10 000 000.00	9 976 523.00	7 323 066.38	2 653 456.62
TOTAL REGIONAL		584 644 930.41	580 345 710.30	484 815 907.94	95 529 802.36
Cross-window	Research and evidence facility for the sahel and lake chad region and the north of africa (slc window)	14 650 000.00	14 642 240.00	10 338 798.97	4 303 441.03
	Technical cooperation facility (slc window)	11 029 839.53	7 110 516.27	5 700.857.08	1 409 659.19
	Protection and sustainable solutions for migrants and refugees along the central mediterranean route (slc window)	88 975 000.00	88 975 000.00	78 508 423.00	10 466 577.00
	Erasmus national agencies - west africa trust fund - h4	10 000 000.00	10 000 000.00	10 000 000.00	0
	Erasmus national agencies - west africa trust fund - h4	5 913 710.00	5 913 710.00	5 878 710.00	35 000.00
TOTAL CROSS WINDOW		130 568 549.53	126 641 466.27	110 426 789.05	16 214 677.22
TOTAL SAHEL & LAKE CHAD		* 2 216 096 263.59	2 201 594 887.98	1 938 696 474.16	262 898 413.82

(*) This total committed amount corresponds to the approved amount minus the amount decommitted in 2022

HORN OF AFRICA					
Country	Action title	Amount committed (EUR)	Amount contracted (EUR)	Amount paid (EUR)	Amount to be paid (EUR)
Djibouti	Solutions perennes pour les populations hotes les refugees et les migrants les plus vulnerables (CRRF)	20 500 000	20 403 634	16 868 397	3 535 237
	Autonomisation et épanouissement des réfugiés via l'éducation l'accès aux services de protection sociale et les opportunités économiques	7 890 000	7 740 000	5 485 000	2 255 000
	Professionaliser Les Jeunes Et Les Professionnels Du Secteur Dans La Filiere Transport-Logistique-Portuaire	10 000 000	10 000 000	10 000 000	0
TOTAL DJIBOUTI		38 390 000	38 143 634	32 353 397	5 790 237
Eritrea	Provision of international air services for humanitarian and development actors in Eritrea	450 000	450 000	450 000	0
	Reconnecting Eritrea and Ethiopia through rehabilitation of the main arterial roads in Eritrea	19 179 950	19 179 950	19 179 950	0
	Reconnecting Eritrea and Ethiopia through rehabilitation of the main arterial roads in Eritrea – Phase 2	15 000 000	15 000 000	15 000 000	0
	Strengthening Eritrea's National Statistics and Macro-economic Statistics Systems (SENS)	1 017 284	1 017 284	1 017 284	0
TOTAL ERITREA		35 647 234	35 647 234	35 647 234	0
Ethiopia	Promoting stability and strengthening basic service delivery for host communities and displaced population in Gambella Regional State (GRS) of Ethiopia	13 000 000	12 840 000	4 216 465	8 623 535
	Decentralisation of Disaster Risk Management in Ethiopia	33 500 000	33 245 122	26 099 726	7 145 396
	Stimulating economic opportunities and job creation for refugees and host communities in Ethiopia in support of the Comprehensive Refugee Response Framework (CRRF)	14 750 000	14 554 718	8 047 899	6 506 820
	Building resilience to impacts of El Niño through integrated complementary actions to the EU resilience building programme in Ethiopia (RESET plus)	27 330 349	27 180 349	22 494 115	4 686 234
	Leather initiative for sustainable employment creation (LISEC)	13 750 000	13 502 500	8 976 925	4 525 574
	Sustainable reintegration support to Ethiopian returnees from Europe	15 150 000	15 000 000	10 689 617	4 310 383
	Stability and socio-economic development for vulnerable and marginalised communities in the Tigray region of Ethiopia	6 000 000	5 890 000	1 813 376	4 076 624
	Resilience building and creation of economic opportunities in ethiopia (RESET II)	45 934 542	45 934 542	45 407 893	526 649
	Shire alliance: energy access for host communities and refugees	3 050 000	3 050 000	2 867 097	182 903
	Regional Development and Protection Programme in Ethiopia (RDPP)	28 758 697	28 758 697	28 696 259	62 438
	Stemming irregular migration in northern & central ethiopia - SINCE	19 877 550	19 877 044	19 877 044	0
	Ethiopia job compact sector reform and performance contract	30 000 000	30 000 000	30 000 000	0
TOTAL ETHIOPIA		251 101 139	249 832 973	209 186 415	40 646 557
Kenya	Enhancing self-reliance for refugees and host communities in Kenya	33 270 000	32 857 202	22 148 672	10 708 530
	Conflict prevention peace and economic opportunities for the youth	15 000 000	14 644 751	14 031 562	613 189
	Kenya-EU partnership for the implementation of the Kenya CVE strategy	5 500 000	5 300 000	4 753 091	546 909
	Piloting private sector solutions for refugees and host communities in North-West Kenya	5 000 000	4 850 000	4 850 000	0
	Regional Development and Protection Programme in Kenya: Support to the Kalobeyei development programme	14 777 689	14 777 689	14 777 689	0
TOTAL KENYA		73 547 689	72 429 642	60 561 014	11 868 628

HORN OF AFRICA					
Country	Action title	Amount committed (EUR)	Amount contracted (EUR)	Amount paid (EUR)	Amount to be paid (EUR)
Somalia	Inclusive Local Economic Development - ILED	98 200 000	97 892 186	62 868 783	35 023 403
	Somalia state and resilience building contract	107 400 000	106 921 065	84 852 452	22 068 613
	Enhancing security and the rule of law in Somalia	45 000 000	44 343 820	37 715 507	6 628 313
	Enhancing Somalia's responsiveness to the management and reintegration of mixed migration flows (RE-INTEG)	55 000 000	54 412 498	49 825 814	4 586 684
	RESTORE - Building resilience in northern Somalia	13 000 000	12 500 000	10 211 102	2 288 898
	Promoting a culture of tolerance and dialogue in Somalia	5 000 000	4 900 000	2 527 893	2 372 107
	RESTORE 2 - Building resilience	10 000 000	9 900 000	8 826 395	1 073 605
	Somalia operational support (air transport) services	8 073 542	8 012 435	7 818 264	194 171
TOTAL SOMALIA		341 673 542	338 882 004	264 646 209	74 235 794
South Sudan	Rural Development: feeder roads to strengthen the livelihoods and resilience of rural communities	35 900 000	35 750 000	18 635 176	17 114 824
	Outreach – Support to students in hard to reach areas in South Sudan	14 999 996	14 899 996	10 747 838	4 152 158
	Job Creation and Trade Development for South Sudan	4 974 973	4 849 973	2 063 651	2 786 322
	Rural development: Strengthening smallholders resilience SORUDEV SSR	14 900 000	14 750 000	12 201 398	2 548 602
	Women Empowerment	4 951 982	4 821 982	2 439 992	2 381 990
	Strengthening the livelihoods resilience of pastoral and agro-pastoral communities in South Sudan's cross-border areas with Sudan Ethiopia Kenya and Uganda	27 730 000	27 580 000	25 666 047	1 913 953
	Building Sustainable Peace and Reconciliation in South Sudan	4 975 000	4 850 000	3 044 236	1 805 764
	Technical Cooperation Facility South Sudan	2 972 000	2 955 309	2 583 452	371 857
	Support to health services in South Sudan	23 800 000	23 650 000	23 577 342	72 658
	Education in emergency programme in four former states in South Sudan	22 388 981	22 258 356	22 222 703	35 653
	IMPACT South Sudan	31 662 477	31 662 477	31 637 376	25 101
	Health Pooled Fund 2	20 000 000	20 000 000	20 000 000	0
Support to stabilisation through improved resource economic and financial management in South Sudan	715 429	715 429	715 429	0	
TOTAL SOUTH SUDAN		209 970 838	208 743 522	175 534 640	33 208 882
Sudan	Sudan – Support to Economic Opportunities for Youth and Women	40 000 000	39 700 000	11 640 133	28 059 867
	Sudan - Support to the Economic transition	31 970 000	31 850 000	3 834 210	28 015 790
	Integrating refugee children into the Sudanese Education System	25 000 000	24 850 000	8 048 383	16 801 617
	Improving nutrition and reducing stunting in eastern Sudan through an integrated nutrition and food security approach	26 000 000	26 000 000	9 870 687	16 129 313
	Education Quality Improvement Programme 2 (EQUIP 2)	19 874 875	19 699 875	6 431 508	13 268 367
	Humanitarian-Development Nexus: Strengthening preparedness and response of the health system addressing the COVID-19 Pandemic in Sudan	20 200 000	20 050 000	8 574 565	11 475 435
	Youth Employment Skills (YES)	15 000 000	14 955 000	8 716 222	6 238 778
	HDN: Strengthening a Decentralized Health System for protracted displaced populations in North and South Darfur (HealthPro)	15 000 000	14 871 475	8 784 893	6 086 582

HORN OF AFRICA					
Country	Action title	Amount committed (EUR)	Amount contracted (EUR)	Amount paid (EUR)	Amount to be paid (EUR)
Sudan	EU OPM Sudan – Support to the Office of the Prime Minister	7 000 000	6 900 000	2 141 758	4 758 242
	Humanitarian Development Nexus: Building Resilient Communities in West Kordofan (BRICK)	10 000 000	10 000 000	5 631 725	4 368 275
	Support to sustainable peace rule of law and human rights during Sudan's democratic transition towards transparent inclusive and credible elections	10 000 000	9 900 000	6 111 863	3 788 137
	Integrated measures to promote rural-urban value addition and employment (IMPROVE-EU) -East Sudan	8 000 000	8 000 000	4 986 533	3 013 467
	Regional Development and Protection Programme in Sudan: Enhancing alternatives to first and secondary movement from Sudan (RDPP)	15 000 000	14 940 000	12 127 743	2 812 257
	Livestock Epidemio-Surveillance Project to Support Livelihoods of Vulnerable Rural Smallholders and Pastoralists (LESP SLSP)	8 820 000	8 750 000	6 403 812	2 346 188
	PROTECT - Protection of persons of concern and vulnerable migrants	3 820 000	3 800 000	1 664 156	2 135 844
	Technical Cooperation Facility for Sudan 2018-2020	4 800 000	4 719 019	3 348 058	1 370 961
	EU support for a Social Protection System in Sudan	34 870 000	34 700 000	33 648 964	1 051 036
	Greater stability in eastern Sudan through better and more informed decision-making in food security	6 000 000	6 000 000	5 158 889	841 111
	Fostering smallholder capacities and access to markets in food insecure areas in Darfur	8 000 000	8 000 000	7 200 000	800 000
	Mitigate the effect of El Niño for the host and IDP population in Red Sea White Nile and North Darfur Sudan	7 572 549	7 572 549	7 289 549	283 000
	Education Quality Improvement Programme in Sudan (EQUIP-Sudan)	21 063 243	20 888 243	20 790 580	97 663
	Wadi el Ku integrated catchment management project (phase 2)	10 000 000	10 000 000	9 736 920	263 080
	Strengthening resilience for refugees IDPs and host communities in Eastern Sudan	11 960 000	11 900 000	11 845 810	54 190
	Strengthening resilience for IDPs returnees and host communities in West Darfur	6 998 988	6 938 988	6 938 988	0
	Humanitarian Development Nexus: Simple Spatial Survey Method (S3M) for Sudan	1 000 000	1 000 000	1 000 000	0
	Provision of air services to allow access for humanitarian and development actors in Sudan	1 460 000	1 460 000	1 460 000	0
	EU support for the Family Support Programme and for the consolidation of social protection in Sudan	15 000 000	15 000 000	15 000 000	0
	EU support for the Family Support Programme and for the consolidation of social protection in Sudan	65 000 000	65 000 000	65 000 000	0
TOTAL SUDAN		449 409 655	447 445 149	293 385 949	154 059 200

HORN OF AFRICA					
Country	Action title	Amount committed (EUR)	Amount contracted (EUR)	Amount paid (EUR)	Amount to be paid (EUR)
Uganda	Security Protection and Economic Empowerment in Uganda (SUPREME)	18 000 000	17 800 000	11 790 879	6 009 121
	Response to Increased Environmental Degradation and Promotion of Alternative Energy Sources in Refugee Hosting Districts	9 900 000	9 700 000	4 441 005	5 258 995
	Regional Development and Protection Programme: support programme to the refugees settlements and host communities in northern Uganda (SPRS-NU)	23 000 000	22 300 097	20 145 311	2 154 786
	Response to increased demand on government service and creation of economic opportunities (RISE)	20 000 000	20 000 000	19 035 074	964 926
	Strengthening social cohesion and stability in slum populations	4 300 000	4 128 632	4 128 632	0
TOTAL UGANDA		75 200 000	73 928 729	59 540 901	14 387 828
Regional	IGAD Promoting peace and stability in the Horn of Africa	33 000 000	32 819 762	26 671 262	6 148 500
	Collaboration in cross-border areas	67 015 000	66 446 686	61 934 858	4 511 827
	CRRF DIRECT - Displacement responses through regional cooperation and technical exchange	13 000 000	12 800 000	9 907 171	2 892 829
	Monitoring and Learning System for the EUTF Horn of Africa	6 900 000	6 796 050	4 090 564	2 705 486
	Towards free movement of persons and transhumance in the IGAD region	14 952 506	14 839 246	12 638 505	2 200 740
	Research and Evidence Facility	6 600 000	6 600 000	4 738 855	1 861 145
	Delivering durable solutions to forced displacement in the IGAD region through the implementation of the global compact on refugees (GCR)	3 000 000	2 800 000	1 521 067	1 278 933
	CRRF: Inclusive Urban Development and Mobility	8 200 000	8 200 000	7 440 000	760 000
	Disrupting criminal trafficking and smuggling networks	5 000 000	4 900 000	4 284 143	615 857
	Facility on sustainable and dignified return and reintegration in support of the Khartoum Process	60 950 000	60 950 000	60 289 741	660 260
	Regional Operational Centre in support of Khartoum Process and AU-Horn of Africa initiative (ROCK)	5 000 000	5 000 000	4 500 000	500 000
	Strengthening IGAD's ability to promote resilience in the Horn of Africa	4 338 288	4 186 527	3 961 421	225 106
	DRC (South Sudanese refugees)	3 000 000	3 000 000	2 700 000	300 000
	Better Migration Management Programme (Khartoum Process)	40 000 000	40 000 000	40 000 000	0
	Better Migration Management Programme Phase II	30 000 000	30 000 000	30 000 000	0
Enhancing protection lifesaving assistance and sustainable solutions for evacuees from Libya through the Emergency Transit Mechanism in Rwanda	12 500 000	12 500 000	11 784 310	715 690	
TOTAL REGIONAL		313 455 793	311 838 270	286 461 896	25 376 374
Cross-window	Technical Cooperation Facility (TCF)	5 475 656	4 189 686	1 813 066	2 376 620
	Erasmus+ in West Africa and the Horn of Africa	3 900 100	3 900 100	3 900 100	0
	Protection and sustainable solutions for migrants and refugees along the Central Mediterranean route	25 000 000	25 000 000	25 000 000	0
TOTAL CROSS-WINDOW		34 375 756	33 089 786	30 713 166	2 376 620
TOTAL HORN OF AFRICA		1 822 771 645	1 809 980 941	1 448 030 821	3 619 501.20

These figures include recovered funds that have been "re-committed", contracted and paid. A recovery covers funds that have been contracted and paid to a contractor, which are paid back to the contracting authority, i.e. the European Commission. These amounts are not subtracted at commitment level, nor paid amount. The grand total of commitments may therefore appear to exceed the allocable amount from contributions due to this double-counting.

NORTH OF AFRICA					
Country	Action title	Amount committed (EUR)	Amount contracted (EUR)	Amount paid (EUR)	Amount to be paid (EUR)
Libya	Strengthening protection and resilience of displaced populations in Libya	6 900 000.00	6 814 794.31	6 814 794.31	0.00
	Managing mixed migration flows in Libya through expanding protection space and supporting local socio-economic development	90 000 000.00	90 000 000.00	88 887 074.67	1 112 925.33
	Supporting protection and humanitarian repatriation and reintegration of vulnerable migrants in Libya	19 800 000.00	19 792 992.79	19 792 992.79	0.00
	Support to integrated border and migration management in Libya - Phase 1	42 223 927.28	42 223 927.28	27 279 629.42	14 944 297.86
	Recovery. Stability and socio-economic development in Libya	50 000 000.00	50 000 000.00	50 000 000.00	0.00
	TOP UP: Integrated approach to protection and emergency assistance to vulnerable and stranded migrants in Libya	29 000 000.00	29 000 000.00	29 000 000.00	0.00
	Support to integrated border and migration management in Libya - Phase 2	16 800 000.00	16 800 000.00	9 783 333.33	7 016 666.67
	TOP UP: Managing mixed migration flows: Enhancing protection and assistance for those in need in Libya	23 000 000.00	23 000 000.00	22 991 482.80	8 517.20
	TOP UP: Strengthening Local Capacities for Resilience and Recovery	18 000 000.00	18 000 000.00	16 663 945.02	1 336 054.98
	Managing mixed migration flows in Libya: Local governance and socio-economic development pillar	17 000 000.00	17 000 000.00	13 938 399.51	3 061 600.49
	Managing mixed migration flows in Libya: Protection, health assistance, resilience and community engagement	30 200 000.00	30 200 000.00	30 200 000.00	0.00
	Protecting most vulnerable populations from the COVID 19 pandemic in Libya	23 100 000.00	23 100 000.00	22 871 484.63	228 515.37
	Recovery. Stability and Socio-Economic Development in Libya – Phase 2 (RSSD 2)	26 120 000.00	26 120 000.00	17 386 860.42	8 733 139.58
TOTAL LIBYA		392 143 927.28	392 051 714.38	355 609 996.90	36 441 717.48
Morocco	Vivre ensemble sans discrimination: une approche basée sur les Droits de l'Homme et la dimension de genre	5 500 000.00	5 500 000.00	4 823 162.26	676 837.74
	Empowerment juridique des personnes migrantes	4 580 000.00	4 580 000.00	4 580 000.00	0.00
	Assistance aux personnes migrantes en situation de vulnérabilité	6 459 771.32	6 459 771.32	4 077 861.04	2 381 910.28
	Déploiement des Politiques Migratoires au Niveau Régional	8 000 000.00	8 000 000.00	3 392 275.00	4 607 725.00
	Soutien à la gestion intégrée des frontières et de la migration au Maroc	44 000 000.00	44 000 000.00	43 599 933.00	400 067.00
	Coopération Sud-Sud en matière de migration	8 613 500.00	8 613 500.00	8 008 293.84	605 206.16
	Appui aux actions des autorités marocaines sur la gestion des flux migratoires, y inclus le renforcement de la gestion intégrée des frontières, la lutte contre les réseaux facilitant les flux migratoires irréguliers pour améliorer la protection des migrants et la sensibilisation des jeunes aux risques de la migration irrégulière	101 636 421.00	99 393 563.80	98 436 823.80	956 740.00
TOTAL MOROCCO		178 789 692.32	176 546 835.12	166 918 348.94	9 628 486.18

NORTH OF AFRICA					
Country	Action title	Amount committed (EUR)	Amount contracted (EUR)	Amount paid (EUR)	Amount to be paid (EUR)
Tunisia	Favoriser la mise en œuvre de la stratégie nationale migratoire de la Tunisie	12 800 000.00	12 800 000.00	12 370 508.69	429 491.31
	Programme Gouvernance Stratégie Migration Tunisien (ProGreS Migration)	5 700 000.00	5 700 000.00	2 180 562.00	3 519 438.00
	Action pour la protection des personnes migrantes en situation de vulnérabilité	4 320 000.00	4 320 000.00	1 288 141.00	3 031 859.00
TOTAL TUNISIA		22 820 000.00	22 820 000.00	15 839 211.69	6 980 788.31
Egypt	Enhancing the response to migration challenges in Egypt (ERMCE)	60 000 000.00	60 000 000.00	36 131 585.94	23 868 414.06
TOTAL EGYPT		60 000 000.00	60 000 000.00	36 131 585.94	23 868 414.06
Regional	Regional Development and Protection Programme in the North of Africa - Development Pillar - Phase 2	9 724 665.64	9 724 665.64	9 724 665.64	0.00
	Mediterranean CITY-TO-CITY Migration (MC2CM) - Phase II	6 660 000.00	6 660 000.00	6 105 000.00	555 000.00
	Technical Cooperation Facility (TCF): Formulation of programmes. Implementation of the Monitoring and Evaluation Framework. and Communication activities	4 429 142.04	4 259 349.33	4 259 237.98	1 113.5
	Dismantling the criminal networks operating in North Africa and involved in migrant smuggling and human trafficking	15 000 000.00	15 000 000.00	9 863 720.00	5 136 280.00
	Towards a Holistic Approach to Labour Migration Governance and Labour Mobility in North Africa	20 000 000.00	20 000 000.00	16 446 696.33	3 553 303.67
	Border Management Programme for the Maghreb region (BMP-Maghreb)	65 000 000.00	65 000 000.00	54 024 217.00	10 975 783.00
	Regional Development and Protection Programme in the North of Africa - Development Pillar - Phase 3	12 000 000.00	11 999 985.89	8 711 641.47	3 288 344.42
	Enhancing self-reliance and access to rights for refugees and asylum-seekers in North Africa	11 500 000.00	11 500 000.00	11 500 000.00	0.00
	Technical Cooperation Facility (TCF): Formulation of programmes. Implementation of the Monitoring and Evaluation Framework. Communication and Research activities	4 200 000.00	4 068 606.00	2 635 113.00	1 433 493.00
	MEETAfrica Mobilisation européenne pour l'entrepreneuriat en Afrique - Phase 2	5 000 000.00	5 000 000.00	1 655 687.00	3 344 313.00
	EU-IOM Joint Initiative in North Africa - Top up to Voluntary Humanitarian Return and Reintegration Assistance	24 000 000.00	24 000 000.00	24 000 000.00	0.00
	Durable solutions for Refugee Unaccompanied and Separated Children (Libya and Egypt) and Family Reunification	3 700 000.00	3 700 000.00	3 700 000.00	0.00
	Technical Cooperation Facility (TCF): Formulation of programmes. Implementation of the Monitoring and Evaluation Framework and Research activities	7 800 000.00	7 563 041.85	2 907 970.00	4 655 071.85
	Fast track emergency response to COVID-19 in NoA countries for the most vulnerable populations	10 000 000.00	10 000 000.00	10 000 000.00	0.00

NORTH OF AFRICA					
Country	Action title	Amount committed (EUR)	Amount contracted (EUR)	Amount paid (EUR)	Amount to be paid (EUR)
Regional	Pour une approche holistique de la gouvernance de la migration de main d'œuvre et la mobilité en Afrique du Nord – THAMM Phase II	6 000 000.00	6 000 000.00	1 169 080.00	4 830 920.00
	Facility for Migrant Protection and Reintegration in North Africa	10 000 000.00	10 000 000.00	10 000 000.00	0.00
TOTAL REGIONAL		215 013 807.68	214 475 648.71	176 703 028.42	37 772 620.29
Cross-window	Protection and sustainable solutions for migrants and refugees along the Central Mediterranean route	32 000 000.00	32 000 000.00	32 000 000.00	0.00
	Research and Evidence Facility for the Sahel and Lake Chad Region and the North of Africa	5 500 000.00	5 298 222.00	4 799 990.44	498 231.56
	TECHNICAL COOPERATION FACILITY plus REG re-allocation	1 000 000.00	698 694.00	484 401.60	214 292.40
TOTAL CROSS-WINDOW		38 500 000.00	37 996 916.00	37 284 392.04	712 523.96
GRAND TOTAL		907 267 427.28	903 891 114.21	788 486 563.93	115 404 550.28

These figures include recovered funds that have been “re-committed”, contracted and paid. A recovery covers funds that have been contracted and paid to a contractor, which are paid back to the contracting authority, i.e. the European Commission. These amounts are not subtracted at commitment level, nor paid amount. The grand total of commitments may therefore appear to exceed the allocable amount from contributions due to this double-counting.

Annex II: Overall amounts of contracts signed with EU Members States and other donor's agencies

Country	Amount (EUR)
Austria	48 020 000.00 €
Belgium	134 361 000.00 €
Croatia	50 000.00 €
Czech Republic	210 000.00 €
Denmark	10 681 140.00 €
France	397 016 770.82 €
Germany	379 855 500.00 €
Greece	298 000.00 €
Hungary	245 000.00 €
Ireland	110 000.00 €
Italy	203 514 652.36 €
Luxembourg	57 009 406.00 €
Norway	210 000.00 €
Portugal	5 810 000.00 €
Romania	660 000.00 €
Slovakia	1 900 000.00 €
Spain	206 155 338.00 €
Sweden	418 110.00 €
The Netherlands	49 335 000.00 €
United Kingdom	68 396 300.00 €
Total	1 564 256 217.18 €

Annex III: Overall amounts of contracts signed with UN organisations

Organisations	Amount (EUR)
IFAD	9 750 000.00 €
ILO	33 850 551.10 €
IOM	541 823 394.11 €
ITC	44 325 000.00 €
FAO	72 513 272.83 €
UNCDF	9 940 000.00 €
UNICEF	114 590 990.84 €
UNDP	159 952 508.16 €
UNEP	10 000 000.00 €
UNITED NATIONS HIGH COMMISSIONER FOR HUMAN RIGHTS	9 630 000.00 €
UNHCR	235 701 359.95 €
UN-HABITAT	9 453 391.54 €
UNIDO	11 193 200.00 €
UN Geneva	4 950 000.00 €
UNOPS	77 760 000.00 €
UNODC	15 105 930.00 €
Other UN Organizations	29 500 000.00 €
UNFPA	11 000 000.00 €
WFP	118 802 016.63 €
WHO	37 450 000.00 €
TOTAL	1 557 291 615.16 €



Catalog number: MN-BE-23-001-EN-N

ISBN: 978-92-76-99606-4

doi: 10.2841/9748

ISSN: 2599-6185