



EUTF Monitoring and Learning System

HoA – Annexes

S1 2022 REPORT

COVERING UNTIL 30 JUNE 2022

Altai Consulting for the European Union – December 2022



This project is funded by the EU



© European Union

December 2022

This publication was produced with the financial support of the European Union. Its contents are the sole responsibility of Altai Consulting and do not necessarily reflect the views of the European Union.

Unless specified otherwise, all pictures in this report are credited to Altai Consulting.

Cover photo: A sunflower field planted with support from FAO (through the CRRF KE Self-Reliance project) in Turkana West, Kenya, to promote sunflowers as a value chain for refugees and host communities in and around Kalobeyei Settlement.

© FAO

ALTAI CONSULTING

Altai Consulting provides research and monitoring & evaluation services to public institutions and international organisations in developing countries.

Our teams operate in more than 50 countries in Africa, the Middle East and Central Asia. Since its inception 19 years ago, Altai Consulting has developed a strong focus on migration, governance and sustainable development research and programme evaluations.

Contact Details:

Justine Rubira (Director): jrubira@altaiconsulting.com

Eric Davin (Altai Partner): edavin@altaiconsulting.com

www.altaiconsulting.com

CONTENTS

ANNEXES	4
1.1. List of projects in the report	4
1.2. New projects in the S1 2022 report	12
1.3. Completed programmes in the S1 2022 report	17
1.4. List of indicators	20
1.5. Changes and corrections.....	21
1.6. One pager per indicator.....	28

ANNEXES

1.1. LIST OF PROJECTS IN THE REPORT¹

Programme Name	EUTF ID	Project Name	Lead IP	EUTF Budget
Regional				
Better Migration Management Programme (BMM)	<i>T05-EUTF-HoA-REG-09-01</i>	<i>Better Migration Management Programme – GIZ (BMM)</i>	<i>GIZ</i>	<i>€40,000,000 (completed)</i>
	T05-EUTF-HOA-REG-78-01	Better Migration Management Programme Phase II – GIZ (BMM II)	GIZ	€30,000,000
Research and Evidence Facility (SOAS)	T05-EUTF-HOA-REG-10-01	Research and Evidence Facility (REF)	SOAS	€3,642,364
	T05-EUTF-HOA-REG-10-02	Research and Evidence Facility (REF II)	SOAS	€2,957,636
Towards Free Movement of Persons and Transhumance (Free Movement)	T05-EUTF-HOA-REG-19-02	Free Movement of persons and Transhumance in the IGAD Region - Improving Opportunities for Regular Labour Mobility (Free Movement ILO)	ILO	€7,850,000
	T05-EUTF-HOA-REG-19-01	Towards Free Movement of Persons and Transhumance in the IGAD Region - Direct Grant to IGAD (Free Movement IGAD)	IGAD	€6,800,000
Strengthening the ability of IGAD to promote resilience (Strengthening Resilience)	<i>T05-EUTF-HOA-REG-20-02</i>	<i>Strengthening the ability of IGAD to promote resilience in the Horn of Africa - Direct Grant to IGAD (Strengthening Resilience IGAD)</i>	<i>IGAD</i>	<i>€1,400,000 (completed)</i>
	<i>T05-EUTF-HOA-REG-20-01</i>	<i>Strengthening the ability of IGAD to promote resilience in the Horn of Africa - Delegation agreement to GIZ (Strengthening Resilience GIZ)</i>	<i>GIZ</i>	<i>€2,100,000 (completed)</i>
EU-IOM Joint Initiative	T05-EUTF-HOA-REG-25-01	EU-IOM Joint Initiative for Migrant Protection and Reintegration in the Horn of Africa (previously called Regional Reintegration Facility) (EU-IOM JI)	IOM	€64,702,979
Collaboration in Cross-Border Areas of the Horn of Africa (Cross-Border)	<i>T05-EUTF-HOA-REG-26-01</i>	<i>Regional Approaches for Sustainable Conflict Management and Integration (Cross-Border PACT RASMI)</i>	<i>PACT</i>	<i>€2,850,000 (completed)</i>
	<i>T05-EUTF-HOA-REG-26-02</i>	<i>Building Opportunities for Resilience in the Horn of Africa (Cross-Border BORESHA DRC)</i>	<i>DRC</i>	<i>€13,300,000 (completed)</i>
	<i>T05-EUTF-HOA-REG-26-03</i>	<i>Collaboration in Cross-Border Areas: Cluster I-Lot 1 (Cross-Border PACT SEEK)</i>	<i>PACT</i>	<i>€2,709,784 (completed)</i>
	<i>T05-EUTF-HOA-REG-26-04</i>	<i>Collaboration in cross-border areas of the horn of Africa region: the Southwest Ethiopia-Northwest Kenya border (Cross-Border VSFG)</i>	<i>VSFG</i>	<i>€12,000,000 (completed)</i>
	<i>T05-EUTF-HOA-REG-26-05</i>	<i>Support for effective cooperation and coordination of cross-border initiatives in Southwest Ethiopia, Northwest Kenya, Marsabit-Borana & Dawa, and Kenya-Somalia-Ethiopia (Cross-Border UNDP SECCI)</i>	<i>UNDP</i>	<i>€5,665,288 (completed)</i>
	<i>T05-EUTF-HOA-REG-26-06</i>	<i>Cross-border cooperation between Ethiopia and Kenya for conflict prevention and peacebuilding in Marsabit-Moyale cluster (Cross-Border UNDP Peace)</i>	<i>UNDP</i>	<i>€2,099,936 (completed)</i>
	<i>T05-EUTF-HOA-REG-26-07</i>	<i>Cross Border Collaboration Programme in Western Ethiopia And Eastern Sudan (Cross-Border GIZ)</i>	<i>GIZ</i>	<i>€15,900,000 (completed)</i>
	<i>T05-EUTF-HOA-REG-26-08</i>	<i>Regional Approaches for Sustainable conflict Management and Integration – Phase II (Cross-Border PACT RASMI II)</i>	<i>PACT</i>	<i>€1,000,000 (completed)</i>
	T05-EUTF-HOA-REG-26-09	Building opportunities for resilience in the Horn of Africa – Phase II (Cross-Border BORESHA II DRC)	DRC	€3,000,000
	T05-EUTF-HOA-REG-26-10	Selam, Ekisil – Phase II (Cross-Border PACT SEEK II)	PACT	€3,137,520
	T05-EUTF-HOA-REG-26-11	Building opportunities for resilience in the Horn of Africa – Phase III (Cross-Border BORESHA III DRC)	DRC	€4,800,000 (new in S1 2022)
	Monitoring and Learning System for the EUTF Horn of Africa	T05-EUTF-HOA-REG-28-01	Monitoring and Learning System for the EUTF Horn of Africa (EUTF MLS)	Altai
T05-EUTF-HOA-REG-28-02		Monitoring and Learning System II	Altai	€3,429,850

¹ Projects that are included in MLS reporting for the first time in the S1 2022 Report are stylised in bold font. Completed projects are stylised in italic grey font.

IGAD Promoting Peace and Stability in the Horn of Africa (IPPSHAR)	T05-EUTF-HOA-REG-36-02	IGAD Promoting Peace and Stability in the Horn of Africa Region (IPPSHAR ADA)	ADA	€25,248,000
	T05-EUTF-HOA-REG-36-01	Supporting the IGAD Secretariat in the area of Peace and Security (IPPSHAR IGAD)	IGAD	€4,819,762 (completed)
	T05-EUTF-HOA-REG-36-03	Supporting the IGAD Secretariat in the area of Peace & Security – Phase II (IPPSHAR II IGAD)	IGAD	€2,752,000
Disrupting criminal trafficking and smuggling networks through increased anti-money laundering and financial investigation capacity in the Greater Horn of Africa (Disrupting CN CIVIPOL)	T05-EUTF-HOA-REG-62-01	Disrupting criminal trafficking and smuggling networks through increased anti-money laundering and financial investigation capacity in the greater Horn of Africa (Disrupting Criminal Networks)	CIVIPOL	€4,900,000
CRRF: Inclusive Urban Development and Mobility	T05-EUTF-HOA-REG-67-01	CRRF Urban Development and Mobility: Promoting Inclusive Urban Development in Assosa town, Ethiopia (CRRF Urban Development IRC)	IRC	€3,800,000
	T05-EUTF-HOA-REG-67-02	Technical assistance to Koboko Municipality (CRRF Urban Development ACAV)	ACAV	€1,000,042
	T05-EUTF-HOA-REG-67-03	CRRF Inclusive Urban Development and Mobility: Regional Networks and Dialogue (CRRF Urban Development Cities Alliance)	Cities Alliance	€600,000
	T05-EUTF-HOA-REG-67-04	CRRF: Inclusive Urban Development and Mobility in the Municipality of Koboko (CRRF Urban Development Koboko)	Koboko Municipal Council	€2,799,957
<i>Soutien aux réfugiés Sud-Soudanais et aux communautés hôtes en RDC</i>	T05-EUTF-HOA-REG-71-01	<i>Soutien aux réfugiés Sud-Soudanais et aux communautés hôtes en RDC (Self-reliance of South Sudanese refugees in DRC)</i>	UNHCR	€3,000,000 (completed)
CRRF: Displacement responses through regional cooperation and technical exchange (CRRF DIRECT)	T05-EUTF-HOA-REG-79-01	Strengthening Resilience through enhanced Local Disaster Risk Management Capacities (CRRF DIRECT Oxfam)	Oxfam	€1,400,000
	T05-EUTF-HOA-REG-79-02	Strengthening Emergency Preparedness and Inclusive Natural Resources Management in Refugee Hosting Districts (CRRF DIRECT CARE)	CARE Denmark	€1,500,000
	T05-EUTF-HOA-REG-79-04	Protection, health and livelihood for refugees in Burundi (CRRF DIRECT IRC)	IRC	€2,000,000
	T05-EUTF-HOA-REG-79-05	Dukorane Umurava – Upscaling Economic Inclusion of Refugees and Host Communities to Gicumbi District (CRRF DIRECT GIZ)	GIZ	€1,600,000
	T05-EUTF-HOA-REG-79-06	<i>Sécurité et bien-être accrus des réfugiés du camp de Mahama et de leur communauté d'accueil, complémentarité socio-économique renforcée entre ces groupes (CRRF DIRECT Maison Shalom)</i>	Maison Shalom	€1,000,000
	T05-EUTF-HOA-REG-79-07	CRRF DIRECT – Displacement responses through regional cooperation and technical exchange (CRRF DIRECT DRC)	DRC	€800,000
Delivering durable solutions to forced displacement in the IGAD region through the implementation of the GCR	T05-EUTF-HOA-REG-80-01	Delivering Durable Solutions to Forced Displacement in the IGAD Region Through The Implementation of the Global Compact on Refugees (GCR IGAD)	IGAD	€ 2,800,000 (new in S1 2022)
<i>Enhancing protection, lifesaving assistance and sustainable solutions for evacuees from Libya through the Emergency Transit Mechanism (ETM) in Rwanda</i>	T05-EUTF-HOA-REG-81-01	<i>Enhancing protection, lifesaving assistance and sustainable solutions for evacuees from Libya through the Emergency Transit Mechanism (ETM) in Rwanda</i>	UNHCR	€12,500,000 (completed)
Erasmus+ in West Africa and the Horn of Africa	T05-EUTF-REG-REG-05	Erasmus+ in West Africa and the Horn of Africa (Erasmus +)		€3,900,100
Ethiopia				
Resilience Building and Creation of Economic Opportunities in Ethiopia (RESET II)	T05-EUTF-HOA-ET-01-01	<i>Integrated multi-sector approach to improve the resilience of vulnerable communities in Wag Himra Zone, Amhara region, Ethiopia (RESET II ACF)</i>	ACF	€6,000,000 (completed)
	T05-EUTF-HOA-ET-01-02	<i>Resilient Economy and Livelihoods – REAL (RESET II REAL iDE)</i>	iDE UK	€4,799,664 (completed)
	T05-EUTF-HOA-ET-01-03	<i>Building resilience and creation of economic opportunities in Liben cluster under RESET II (RESET II Cordaid)</i>	Cordaid	€4,252,073 (completed)
	T05-EUTF-HOA-ET-01-04	<i>Promoting Resilient Livelihoods in Borana (RESET II CARE)</i>	CARE	€5,901,872 (completed)
	T05-EUTF-HOA-ET-01-05	<i>Increasing Resilience and Economic Opportunities in Drought Prone Areas of Bale Zone (RESET II DCA)</i>	DCA	€5,499,780 (completed)
	T05-EUTF-HOA-ET-01-06	<i>Resilience Building for Sustainable Livelihoods & Transformation in South Omo cluster (RESET II Vita)</i>	Vita	€3,980,472 (completed)
	T05-EUTF-HOA-ET-01-07	<i>Improving Livelihoods and Building Resilience in Afar Regional State (RESET II Save the Children)</i>	Save the Children	€6,552,312 (completed)
	T05-EUTF-HOA-ET-01-08	<i>Resilience Building and Creation of Economic Opportunities in Ethiopia (RESET II Oxfam)</i>	Oxfam	€5,371,656 (completed)
	T05-EUTF-HOA-ET-01-09	<i>RESET II – Innovation in water development Borena Zone Oromia Regional State</i>	CARE	€1,362,000 (completed)

		(RESET II Water)		
	T05-EUTF-HOA-ET-01-11	Resilience building and creation of economic opportunities in Ethiopia (RESET II): Crisis Modifier Fund (RESET II Crisis Modifier Fund)	IRC	€2,036,434 (completed)
Stemming Irregular Migration in Northern & Central Ethiopia (SINCE)	T05-EUTF-HOA-ET-02-01	Stemming Irregular Migration in Northern & Central Ethiopia (SINCE)	Embassy of Italy in Addis Ababa	€19,844,494 (completed)
Regional Development and Protection Program (RDPP)	T05-EUTF-HOA-ET-15-01	Regional Development and Protection Programme in Ethiopia-Shire Area (RDPP ET IRC)	IRC	€7,939,115 (completed)
	T05-EUTF-HOA-ET-15-02	Regional Development and Protection Programme in Ethiopia-Dollo Ado Area (RDPP ET NRC)	NRC	€7,850,117 (completed)
	T05-EUTF-HOA-ET-15-03	Regional Development and Protection Programme in Ethiopia – Jigjiga Area (RDPP ET Save the Children)	Save the Children	€5,156,015 (completed)
	T05-EUTF-HOA-ET-15-04	Regional Development and Protection Programme in Ethiopia-Bahrale and Aysaita Areas (RDPP ET DCA)	DCA	€3,939,703 (completed)
	T05-EUTF-HOA-ET-15-05	Regional Development and Protection Programme in Ethiopia in Urban Areas of Addis Ababa and Shire (RDPP ET Plan)	Plan International	€3,500,000 (completed)
Building Resilience to Impacts of El Niño through Integrated Complementary Actions to the EU Resilience Building Programme in Ethiopia (RESET Plus)	T05-EUTF-HOA-ET-24-01	Improving access to safely managed water supply in the Resilience Building program for Ethiopia (RESET II) Woredas (RESET Plus UNICEF)	UNICEF	€4,854,149
	T05-EUTF-HoA-ET-24-02	Family planning for resilience building amongst youth and women in drought-prone and chronically food insecure regions of Ethiopia (RESET Plus Amref)	Amref	€4,000,000
	T05-EUTF-HOA-ET-24-03	Youth empowerment for successful transitions to decent work in Amhara and Somali regions of Ethiopia (RESET Plus Save the Children)	Save the Children	€5,000,000
	T05-EUTF-HOA-ET-24-04	RESET Plus Innovation Fund	ICCO (Cordaid)	€8,000,000
Stimulating economic opportunities and job creation for refugees and host communities in Ethiopia in support of the Comprehensive Refugee Response Framework (CRRF) in Ethiopia	T05-EUTF-HOA-ET-40-01	Capacity building and technical assistance to CRRF structure and Ethiopian government institutions (CRRF ET UNHCR)	UNHCR	€4,200,000
	T05-EUTF-HOA-ET-40-02	Strengthened Socio-Economic Development and Better Employment Opportunities for Refugees and Host Communities in the Jigjiga Area (CRRF ET Job Creation)	Mercy Corps	€10,000,000
LISEC	T05-EUTF-HOA-ET-42-01	Leather Initiative for Sustainable Employment in Ethiopia (LISEC UNIDO)	UNIDO	€7,750,000
	T05-EUTF-HOA-ET-42-03	Strengthening social cohesion by supporting local economies and social development initiatives especially for women and youth and enhancing industrial and labour relations in the Modjo Leather City (LISEC Job Creation)	PIN	€5,750,000
Sustainable Reintegration Support to Ethiopian Returnees from Europe	T05-EUTF-HOA-ET-52-01	Sustainable Reintegration support to Ethiopian returnees from Europe and support to vulnerable displaced populations affected by COVID-19 (Sustainable Reinteg. RRS/ARRA)	RRS/ARRA ¹	€15,000,000
Shire Alliance	T05-EUTF-HOA-ET-51-01	Shire Alliance: Energy access for host communities and refugees in Ethiopia (Alianza Shire)	AECID	€3,050,000
Ethiopia Job Compact	T05-EUTF-HOA-ET-60-01	Financing agreement Ethiopia Job Compact sector reform and performance contract – budget support (Ethiopia Job Compact)	-	€30,000,000 (completed)
Strengthening decentralized DRR in Ethiopia	T05-EUTF-HOA-ET-72-01	Strengthening decentralized disaster risk reduction management in Ethiopia – Stimulating economic development and job opportunities in Oromia and Southern Nations, Nationalities and People (SNNP) Regions of Ethiopia (EnJOY)	Caritas	€8,700,000
	T05-EUTF-HOA-ET-72-03	Strengthening decentralized disaster risk reduction management in Oromia Regional State (DRR Oromia)	ODRMC	€6,755,000
	T05-EUTF-HOA-ET-72-04	Strengthening decentralized disaster risk reduction management in Amhara Regional State (DRR Amhara)	DPFSPCO	€4,825,000
	T05-EUTF-HOA-ET-72-05	Strengthening decentralized disaster risk reduction management in Ethiopia – Support to EDRMC (DRR EDRMC)	EDRMC	€9,520,000
	T05-EUTF-HOA-ET-72-07	Strengthening decentralized disaster risk reduction management in Sidama Regional State (DRR Sidama)	EDRMC	€860,000

¹ The Administration for Refugee and Returnee Affairs (ARRA) has been renamed the Refugees and Returnees Service (RRS).

Stability & Services Gambella	T05-EUTF-HOA-ET-77-01	Promoting stability and strengthening basic service delivery for host communities, refugees and other displaced population in Gambella Regional State of Ethiopia (Stability & Services Gambella)	IRC	€7,840,000
Somalia				
Enhancing Somalia's responsiveness to the management and reintegration of mixed migration flows (RE-INTEG)	T05-EUTF-HOA-SO-03-02	Facilitating Sustainable Return Through Laying Foundations for Somalia in the Horn of Africa (RE-INTEG IOM)	IOM	€4,823,088 (completed)
	T05-EUTF-HOA-SO-03-03	Enhancing Somalia's responsiveness to the management and reintegration of mixed migration flows (RE-INTEG UNHCR)	UNHCR	€5,000,000 (completed)
	T05-EUTF-HOA-SO-03-04	Durable Solutions for IDPs and Returnees in Somalia (RE-INTEG CARE)	CARE NL	€9,000,000 (completed)
	T05-EUTF-HOA-SO-03-05	"Wadajir" – Enhancing durable solutions for and reintegration of displacement affected communities in Somaliland (RE-INTEG WV)	World Vision	€3,911,922 (completed)
	T05-EUTF-HOA-SO-03-06	Innovative durable solutions for IDPs and returnees in Mogadishu through enhanced governance, employment and access to basic and protective services (RE-INTEG UN-Habitat)	UN-Habitat	€9,453,392 (completed)
	T05-EUTF-HOA-SO-03-07	Enhancing Integration of Displacement Affected Communities in Somalia (RE-INTEG CW)	CW	€4,000,000 (completed)
	T05-EUTF-HOA-SO-03-08	Durable Solutions and Reintegration Support to Displacement affected communities in Jubbaland state of Somalia (RE-INTEG NRC)	NRC	€4,000,000 (completed)
	T05-EUTF-HOA-SO-03-09	Supporting the development and implementation of policies for the return, reintegration and protection of IDPs and refugees (RE-INTEG IDLO)	IDLO	€2,967,280 (completed)
	T05-EUTF-HOA-SO-03-10	Amplifying Durable Solutions in Somalia (ADSS) With Africa's Voices Foundation (RE-INTEG AVF)	AVF	€150,000 (completed)
	T05-EUTF-HOA-SO-03-13	Enhancing integration of displacement-affected communities in Somalia – Baidoa (RE-INTEG CW 2)	CW	€1,000,000 (completed)
	T05-EUTF-HOA-SO-03-15	Emergency operational response to COVID-19 in Somalia to support the prevention of large-scale community spread (COVID-19 Emergency Response WHO)	WHO	€5,000,000
Building Resilience in Northern Somalia (RESTORE)	T05-EUTF-HOA-SO-23-01	RESTORE – Building Resilience in Northern Somalia (RESTORE NRC)	NRC	€4,000,000 (completed)
RESTORE 2 Building Resilience in Northern Somalia	T05-EUTF-HOA-SO-47-02	From surviving to thriving – Strengthening resilience of vulnerable households and communities in Northern Somalia – World Vision Germany (RESTORE 2 WV)	WV	€4,000,000
	T05-EUTF-HOA-SO-47-01	RESTORE 2 Building Resilience – DFN (RESTORE 2 DFN)	DFN	€3,968,707 (completed)
Enhancing security and the rule of law in Somalia (Security and RoL)	T05-EUTF-HOA-SO-03-11	UN Multi-Partner Trust Fund: Support to the Justice, Corrections, Security Local Governance Programmes (SroL UNMPTF (JJP infrast.))	UNOPS	€1,000,000 (completed)
	T05-EUTF-HOA-SO-46-01	Enhancing security & rule of law (Security & RoL Sahan)	Sahan Foundation	€2,699,370
	T05-EUTF-HOA-SO-46-02	Enhancing security and rule of law – UNOPS (Security & RoL UNOPS)	UNOPS	€23,000,000 (completed)
	T05-EUTF-HOA-SO-46-03	UN Multi-Partner Trust Fund: Support to The Justice, Corrections, Security Local Governance Programmes (SroL UNMPTF (JJP))	UNDP	€7,000,000 (completed)
	T05-EUTF-HOA-SO-46-05	UN Multi-Partner Trust Fund: Support to The Justice, Corrections, Security Local Governance Programmes (SroL UNMPTF (SSGP))	UNDP	€4,300,000 (completed)
Inclusive Local Economic Development (ILED)	T05-EUTF-HOA-SO-57-01	Somalia Stability Fund II (SSF II)	DFID	€2,000,000 (completed)
	T05-EUTF-HOA-SO-57-07	UN Multi-Partner Trust Fund: Support to The Justice, Corrections, Security Local Governance Programmes – JPLG III (SroL UNMPTF (JPLG III))	UNDP	€3,000,000 (completed)
	T05-EUTF-HOA-SO-57-02	Stabilisation and Peace Dividends (Stabilis. & peace div. NISF)	NISF	€12,000,000
Somalia State and Resilience Building Contract and support to debt relief	T05-EUTF-HOA-SO-59-02	Financing Agreement State and Resilience Building Contract – Budget Support	Somalia	€92,900,000

Sudan				
Regional Development and Protection Programme in Sudan: Enhancing alternatives to first and secondary movement from Sudan (RDPP Sudan)	T05-EUTF-HOA-SD-11-01	Support Migrants and Host Communities in improving Access to Safe Water and Sanitation – Eastern Sudan (RDPP SD AICS)	AICS	€2,000,000 (completed)
	T05-EUTF-HOA-SD-11-02	RDPP in Sudan: Employment and entrepreneurship development for migrant youth, refugees, asylum seeker and host communities in Khartoum State (RDPP SD UNIDO)	UNIDO	€3,443,200
	T05-EUTF-HOA-SD-11-03	RDPP in Sudan: Vocational training for refugees and host communities in Eastern Sudan (RDPP SD GIZ)	GIZ	€2,000,000 (completed)
	T05-EUTF-HOA-SD-11-04	RDPP in Sudan: Strengthening Protection Services for Refugees and Asylum Seekers in Sudan (RDPP SD UNHCR)	UNHCR	€3,000,000 (completed)
	T05-EUTF-HOA-SD-11-05	RDPP in Sudan: RDPP SD Landell Mills	Landell Mills	€1,496,800
	T05-EUTF-HOA-SD-11-06	RDPP in Sudan: RDPP SD RVO	RVO	€3,000,000
Strengthening Resilience for IDPs, Returnees and Host Communities in West Darfur (Resilience Darfur)	T05-EUTF-HOA-SD-12-01	Strengthening Resilience for IDPs, Returnees and Host Communities in Kulbus and Jebel Moon West Darfur (Resilience Darfur SD CW)	CW	€2,219,788 (completed)
	T05-EUTF-HOA-SD-12-02	Strengthening Resilience for IDPs, Returnees and Host Communities in Al Geneina, Beida Sirba, Kerenik – West Darfur (Resilience Darfur SD IMC)	IMC	€4,719,200 (completed)
Strengthening resilience for refugees, IDPs and host communities in Eastern Sudan (Resilience East SD)	T05-EUTF-HOA-SD-13-01	Strengthening Resilience for Refugees, IDPs and Host Communities in Eastern Sudan (Resilience East SD AICS)	AICS	€11,900,000
Greater Stability in Eastern Sudan through better and more informed decision-making in food security	T05-EUTF-HOA-SD-14-01	Greater Stability in Eastern Sudan through better and more informed decision-making in food security FAO (Greater Stability East SD FAO)	FAO	€6,000,000
Mitigate the effect of El Niño for the host and IDP population in Red Sea, White Nile and North Darfur, Sudan (El Niño SD)	T05-EUTF-HOA-SD-22-01	Mitigate the effect of El Niño for host and IDP Population in Red Sea State to prevent more migration movement (El Niño SD WHH)	WHH	€1,991,657 (completed)
	T05-EUTF-HOA-SD-22-02	Mitigate the effect of El Niño in White Nile State (El Niño SD ADRA)	ADRA	€2,682,417 (completed)
	T05-EUTF-HOA-SD-22-03	Mitigate the effect of El Niño in North Darfur State (El Niño SD COOPI)	COOPI	€2,830,000 (completed)
Education Quality Improvement Programme in Sudan (EQUIP)	T05-EUTF-HOA-SD-31-01	EQUIP Capacity building and coordination (EQUIP SOFRECO)	SOFRECO	€3,276,085 (completed)
	T05-EUTF-HOA-SD-31-02	Education quality improvement programme through in-service teacher education programme (EQUIP BC)	BC	€3,600,000 (completed)
	T05-EUTF-HOA-SD-31-03	Education Quality Improvement Programme through Improving Learning Environment and Retention (EQUIP I-LEARN UNICEF)	UNICEF	€6,800,000 (completed)
	T05-EUTF-HOA-SD-31-04	EQUIP Quality learning environment for access and retention (EQUIP Save the Children)	Save the Children	€3,138,389 (completed)
	T05-EUTF-HOA-SD-31-05	Education Quality Improvement Programme – Expertise France (EQUIP EF)	Expertise France	€3,958,444 (completed)
Education Quality Improvement Programme in Sudan II (EQUIP 2)	T05-EUTF-HOA-SD-98-01	EU Quality Learning for Access and Retention (EQUIP 2 Save the Children)	Save the Children	€6,600,000
	T05-EUTF-HOA-SD-98-02	EU support for basic schoolteachers' qualification in Sudan (EQUIP 2 EF)	Expertise France	€9,000,000
	T05-EUTF-HOA-SD-98-03	EU Coordination and capacity building for Education (EQUIP 2 SOFRECO)	SOFRECO	€4,099,875
Improving Nutrition and Reducing Stunting in Eastern Sudan through an Integrated Nutrition and Food Security Approach (Improving Nutrition)	T05-EUTF-HOA-SD-32-01	Improving Nutrition and Reducing Stunting in Eastern Sudan through an Integrated Nutrition and Food Security Approach (Improving Nutrition WFP)	WFP	€26,000,000
Livestock epidemio-surveillance project to support livelihoods of vulnerable rural smallholders and pastoralists (LESP SLSP IFAD)	T05-EUTF-HOA-SD-33-01	Livestock epidemio-surveillance project to support livelihoods of vulnerable rural smallholders and pastoralists (LESP SLSP IFAD)	IFAD	€8,750,000
Wadi El Ku (Phase 2)	T05-EUTF-HOA-SD-37-01	Wadi El Ku Catchment Management Project UNEP (Phase 2) (Wadi El Ku UNEP)	UNEP	€10,000,000
Technical Cooperation Facility for Sudan	T05-EUTF-HOA-SD-38-02	Supporting Health Financing Reforms to improve governance of National Health Insurance Fund and extend insurance coverage to poor and refugee populations (Health Financing Reform WHO)	WHO	€956,898 (completed)




















	T05-EUTF-HOA-SD-38-07	Implementation of Sudan-Europe Creative Connections (Sudan-Europe Creative Connections)	Goethe Institut	€350,000
PROTECT – Protection of persons of concern	T05-EUTF-HOA-SD-43-02	PROTECT Danish Red Cross	Danish Red Cross	€3,000,000
Integrated Measures to promote rural-urban value addition and Employment (IMPROVE-East Sudan)	T05-EUTF-HOA-SD-44-01	Integrated Measures to promote rural-urban value addition and Employment (IMPROVE-East Sudan)	GIZ	€8,000,000
Fostering Smallholder Capacities and Access to Markets	T05-EUTF-HOA-SD-45-01	Fostering smallholder capacities and access to markets in food insecure areas of Darfur (Access to Markets Darfur WFP)	WFP	€8,000,000
S3M (Humanitarian Development Nexus)	T05-EUTF-HOA-SD-53-01	Humanitarian Development Nexus: Simple, Spatial, Survey Method (S3M) for Sudan (S3M UNICEF)	UNICEF	€1,000,000 (completed)
Youth, Employment, Skills (YES)	T05-EUTF-HOA-SD-54-01	Youth, Employment, Skills (YES)	GIZ	€14,885,000
Humanitarian development nexus – Building resilient communities in West Kordofan	T05-EUTF-HOA-SD-63-02	BRICK CONCERN	CONCERN	€4,000,000
	T05-EUTF-HOA-SD-63-01	BRICK UNICEF	UNICEF	€6,000,000
Humanitarian development peace nexus	T05-EUTF-HOA-SD-73-01	HEALTHPRO AICS	AICS	€9,795,000.00 (new in S1 2022)
	T05-EUTF-HOA-SD-73-02	HEALTHPRO GOAL	GOAL	€4,905,000
EU support for a Social Protection System in Sudan	T05-EUTF-HOA-SD-82-02	EU support for a Social Protection System in Sudan (Social Protection System ILO)	ILO	€1,800,000
EU OPM Sudan – Support to the Office of the Prime Minister	T05-EUTF-HOA-SD-90-01	EU OPM Sudan – Support to the Office of the Prime Minister (EU OPM Sudan)	Landell Mills	€6,900,000
Humanitarian-Development Nexus: Strengthening preparedness and response of the health system addressing the COVID-19 Pandemic in Sudan	T05-EUTF-HOA-SD-91-01	Humanitarian-Development Nexus: Strengthening preparedness and response of the health system addressing the COVID-19 Pandemic in Sudan (COVID-19 Response Sudan)	WHO	€20,050,000
EU support for the Family Support Programme and for the consolidation of social protection in Sudan	T05-EUTF-HOA-SD-94-01	Administration Agreement concerning the Sudan Transition and Recovery Support (STARS) Multi-Donor Trust Fund (MDTF)	World Bank	€112,900,000
Sudan Democratic Transition	T05-EUTF-HOA-SD-97-01	Sudan Democratic Transition HRO UN (Sudan Democratic Transition HRO)	OHCHR	€4,950,000
Support to the Economic transition (Economic Transition)	T05-EUTF-HOA-SD-95-01	Economic Transition ODI	ODI	€3,850,000
Support to economic opportunities for youth and women	T05-EUTF-HOA-SD-96-02	Youth & Women (WE-RISE) AICS	AICS	€12,728,000 (new in S1 2022)
	T05-EUTF-HOA-SD-96-03	Employment Promotion in Khartoum State (EPKS) GIZ	GIZ	€7,072,000 (new in S1 2022)
Integration and mainstreaming of refugee children into the Sudanese education system and improving the quality of education	T05-EUTF-HOA-SD-65-01	Integration and mainstreaming of refugee children into the Sudanese education system (IRCSES) UNICEF	UNICEF	€24,850,000 (new in S1 2022)
South Sudan				
Health Pooled Fund 2 – South Sudan	T05-EUTF-HOA-SS-04-01	Health Pooled Fund 2 – South Sudan (HPF II UK Aid)	UK Aid	€20,000,000 (completed)
Health Pooled Fund III – South Sudan	T05-EUTF-HOA-SS-74-01	Health Pooled Fund III – South Sudan (HPF III)	UK Aid	20,625,000
	T05-EUTF-HOA-SS-74-02	South Sudan Covid-19 Preparedness and Response (COVID Response WHO)	WHO	€1,000,000 (completed)
	T05-EUTF-HOA-SS-74-03	South Sudan Covid-19 – Supply and Management of Personal Protective Equipment (WFP-COVID Supplies WFP)	WFP	€2,000,000 (completed)
Support to stabilisation through improved resource, economic and financial management in South Sudan	T05-EUTF-HOA-SS-05-01	Technical Assistance for Sub-National Capacity Building in Payroll and PFM: Extension and Bridging Phase (Eco. Stabil. Ecorys)	Ecorys	€715,429 (completed)
IMPACT South Sudan	T05-EUTF-HOA-SS-06-01	IMPACT South Sudan (IMPACT)	Mott MacDonald	€31,541,634 (completed)
Strengthening the livelihoods resilience of pastoral and agro-pastoral communities in South Sudan's cross border areas with Sudan, Ethiopia, Kenya and Uganda	T05-EUTF-HOA-SS-21-01	Strengthening the livelihoods resilience of pastoral and agro-pastoral communities in South Sudan's cross border areas with Sudan, Ethiopia, Kenya and Uganda (Cross-Border El Niño SS FAO)	FAO	€27,580,000 (completed)
Education in Emergency Programme in Four Former States in South Sudan (Education in Emergency)	T05-EUTF-HOA-SS-48-01	Education in Emergency Programme in Four Former States in South Sudan (Northern Bahr El Ghazal (Nbeg), Western Bahr El Ghazal (Wbeg), Warrap And Eastern Equatoria). (Education in Emergency UNICEF)	UNICEF	€13,875,000 (completed)

	T05-EUTF-HOA-SS-48-02	Education in Emergency Programme in Four Former States in South Sudan (Northern Bahr El Ghazal (Nbeg), Western Bahr El Ghazal (Wbeg), Warrap And Eastern Equatoria) (Education in Emergency WFP)	WFP	€8,313,981 (completed)
South Sudan Rural Development: Strengthening Smallholders' Resilience (SORUDEV)	T05-EUTF-HOA-SS-49-01	South-Sudan Rural Development Strengthening Smallholders Resilience in Northern Bahr-El-Ghazal (SORUDEV FAO)	FAO	€ 2,000,000
	T05-EUTF-HOA-SS-49-02	Food Security and Resilience in Transitioning Environments (SORUDEV WV)	WV	€ 6,375,000
	T05-EUTF-HOA-SS-49-03	Strengthening Smallholders' Resilience in Greater Upper Nile (SORUDEV IRC)	IRC	€ 6,375,000
Technical Cooperation Facility for South Sudan 2018 – 2020	T05-EUTF-HOA-SS-50-02	Technical Cooperation Facility (TCF), Integrate Tomasz Iwanow (TCF SS EAC)	Tomasz Iwanow	€299,436 (completed)
	T05-EUTF-HOA-SS-50-06	Technical Assistance to South Sudan's Ministry of East African Community Affairs (TCF EAC Ministry)	Tomasz Iwanow (Consultant)	€199,698 (completed)
	T05-EUTF-HOA-SS-50-14	Technical Assistance to South Sudan's Ministry of East African Community Affairs (TCF EAC Ministry)	Tomasz Iwanow (Consultant)	€99,900
Building Sustainable Peace and Reconciliation in South Sudan (Conflict Resolution SS)	T05-EUTF-HOA-SS-61-01	Conflict Resolution SS RJMEC	RJMEC	€2,000,000
	T05-EUTF-HOA-SS-61-03	Grassroots Peacebuilding NCA	NCA	€1,900,000
	T05-EUTF-HOA-SS-61-04	Conflict Resolution SS Swisspeace	Swisspeace	€301,750 (new in S1 2022)
Outreach - Support to education in hard-to-reach areas in South Sudan (Outreach SS)	T05-EUTF-HOA-SS-75-03	Outreach - Support to education in hard-to-reach areas in South Sudan (Outreach SS UNICEF)	UNICEF	€14,700,000 (new in S1 2022)
South Sudan Rural Development: feeder roads to strengthen the livelihoods and resilience of rural communities (Feeder Roads)	T05-EUTF-HOA-SS-84-02	Feeder roads construction to strengthen the livelihoods and resilience of rural communities: to improve the connectivity for vulnerable communities (Feeder Roads SS UNOPS)	UNOPS	€13,000,000
	T05-EUTF-HOA-SS-84-03	Feeder roads construction to strengthen the livelihoods and resilience of rural communities: to improve food security of the target vulnerable populations (Feeder Roads SS WFP)	WFP	€22,100,000
South Sudan Women Empowerment	T05-EUTF-HOA-SS-85-01	SS Women Empowerment ZOA	ZOA	€900,000
	T05-EUTF-HOA-SS-85-02	SS Women Empowerment LAW ('Reducing inequality and gender-based violence in South Sudan')	LAW	€972,000
	T05-EUTF-HOA-SS-85-03	SS Women Empowerment Dorcas	DORCAS	€999,982
	T05-EUTF-HOA-SS-85-04	SS Women Empowerment DCA	DCA	€1,000,000
	T05-EUTF-HOA-SS-85-05	South Sudan Women Empowerment (SS Women Empowerment Cordaid)	Cordaid	€900,000
Jobs Creation and Trade Development for South Sudan	T05-EUTF-HOA-SS-93-01	Jobs Creation and Trade Development for South Sudan (SS Job Creation ITC)	ITC	€4,825,000
Uganda				
Regional Development and Protection Programme (RDPP): Support Programme to the Refugee Settlements and Host Communities in Northern Uganda (SPRS-NU)	T05-EUTF-HOA-UG-07-01	Support Programme to the Refugee Settlements and Host Communities in Northern Uganda (SPRS-NU Enabel)	Enabel	€7,900,000
	T05-EUTF-HOA-UG-07-02	Support Programme to the Refugee Settlements and Host Communities in Northern Uganda (SPRS-NU DRC)	DRC	€9,683,436 (completed)
	T05-EUTF-HOA-UG-07-03	Support Programme to the Refugee Settlements and Host Communities in Northern Uganda (SPRS-NU ADA)	ADA	€4,697,021 (completed)
Strengthening Social Cohesion and Stability in Slum Populations (SSCoS)	T05-EUTF-HOA-UG-08-01	Strengthening Social Cohesion and Stability in Slum Populations (SSCoS IOM)	IOM	€4,128,632 (completed)
Response to increased demand on Government Service (RISE)	T05-EUTF-HOA-UG-39-01	Response to increased demand on government service and creation of economic opportunities in Uganda (RISE GIZ)	GIZ	€10,000,000
	T05-EUTF-HOA-UG-39-02	Response to Increased Demand on Government Service and creation of economic opportunities - Emergency Preparedness (RISE CARE)	CARE	€1,000,000 (completed)
	T05-EUTF-HOA-UG-39-03	Response to increased demand on Government service and creation of economic opportunities in Uganda (RISE ACF)	ACF	€9,000,000
Security, Protection and Economic Empowerment (SUPREME) In Uganda	T05-EUTF-HOA-UG-68-01	Strengthening, Protection and Economic Empowerment (SUPREME) in Uganda – Livelihood Component (SUPREME Livelihoods WV)	WV	€9,581,489

	T05-EUTF-HOA-UG-68-03	Strengthening Safety, Protection and Peaceful Co-existence for Women and Youth in Northern Uganda (SPACE) (SUPREME SPACE IRRI)	IRRI	€750,000
	T05-EUTF-HOA-UG-68-04	Supporting a Peaceful and Safe Environment in Northern Uganda (SPESE) (SUPREME Justice LWF)	LWF	€648,000
	T05-EUTF-HOA-UG-68-05	Promoting sustainable access to justice for socially deprived women and children in Northern Uganda (SUPREME Justice PRI)	PRI	€519,749
	T05-EUTF-HOA-UG-68-06	Strengthening Integrated Systems to Accelerate Access to Gender, Child and Youth Justice (SUPREME JLOS IRC)	IRC	€750,000
	T05-EUTF-HOA-UG-68-07	Advancing Peaceful Co-existence & Respect for Human Rights among Refugees & Host Communities in Northern Uganda (SUPREME JLOS KRC)	KRC	€643,500
Response to Increased Environmental Degradation and Promotion of Alternative Energy Sources in Refugee Hosting Districts (RED)	T05-EUTF-HOA-UG-83-01	Response to Increased Environmental Degradation and Promotion of Alternative Energy Sources in Refugee Hosting Districts (RED Save the Children)	Save the Children	€5,100,000
	T05-EUTF-HOA-UG-83-02	Restoring and conserving degraded fragile ecosystems for improved Community Livelihoods among the Refugee and Host Communities of West Nile Region and the mid- Albertine Rift (RED UBF)	UBF	€4,600,000 (new in S1 2022)
Kenya				
Regional Development and Protection Programme in Kenya: Support to the Kalobeyei Development Programme (RDPP Kenya)	T05-EUTF-HOA-KE-17-01	Regional Development and Protection Programme in Kenya: Support to the Kalobeyei Development Programme (RDPP KE UNHCR)	UNHCR	€14,567,689 (completed)
Conflict prevention, peace and economic opportunities for the youth (Youth Kenya)	T05-EUTF-HOA-KE-18-01	Strengthening Resilience to Violent Extremism II (Youth KE RUSI)	RUSI	€3,920,000 (completed)
	T05-EUTF-HOA-KE-18-02	Conflict Prevention, peace, and economic opportunities for the youth (Youth KE GIZ)	GIZ	€2,920,000 (completed)
	T05-EUTF-HOA-KE-18-03	Conflict Prevention, peace, and economic opportunities for the youth (Youth KE KRCS)	KRCS	€5,920,000 (completed)
	T05-EUTF-HOA-KE-18-04	Conflict prevention, peace and economic opportunities for the youth (Youth KE SAIDC)	SAIDC	€1,900,000 (completed)
Kenya-EU partnership for the implementation of the national strategy to counter violent extremism in Kenya (NCTC-EU partnership)	T05-EUTF-HOA-KE-34-01	Kenya-EU partnership for the implementation of the national strategy to counter violent extremism in Kenya (Kenya-EU partnership NCTC)	NCTC	€5,300,000
CRRF: Enhancing self-reliance for refugees and host communities in Kenya	T05-EUTF-HOA-KE-69-01	Area-based Livelihoods Initiative Garissa: enhancing self-reliance for refugees and host communities in Garissa County (CRRF KE ABLI-G)	DRC	€5,000,000
	T05-EUTF-HOA-KE-69-02	CRRF KE Enhancing self-reliance for refugees and host communities (CRRF KE Self-Reliance)	FAO, UNHCR, UN-Habitat, WFP	€27,770,000
Piloting private sector solutions for refugees and host communities in North-West Kenya (Kakuma Kalobeyei Challenge Fund)	T05-EUTF-HOA-KE-58	Kakuma Kalobeyei Challenge Fund (KKCF IFC)	IFC	€4,850,000
Djibouti				
Enhancing Youth's professional skills (Transform)	T05-EUTF-HoA-DJ-29-01	Projet TRANSFORM - Professionnaliser les jeunes et les professionnels de la filière transport-logistique-portuaire (Transform AFD)	AFD	€10,000,000
Solutions pérennes pour les populations hôtes, les réfugiés et les migrants les plus vulnérables au Djibouti	T05-EUTF-HoA-DJ-41-02	Solutions pérennes pour les populations hôtes, les réfugiés et les migrants les plus vulnérables au Djibouti (Solutions pérennes IOM)	IOM	€13,500,000
	T05-EUTF-HoA-DJ-41-01	Solutions pérennes pour les populations hôtes, les réfugiés et les migrants les plus vulnérables au Djibouti (Solutions pérennes WFP)	WFP	€9,070,000
Appui aux réfugiés et communautés d'accueil à Djibouti (CRRF DJ UNHCR)	T05-EUTF-HoA-DJ-70-01	Autonomisation et épanouissement des réfugiés via l'éducation, l'accès aux services de protection sociale et les opportunités économiques (CRRF DJ UNHCR)	UNHCR	€5,500,000
Eritrea				
Road Rehabilitation (Phase I)	T05-EUTF-HOA-ER-66-01	Procurement Services for Rehabilitation of Main Arterial Roads between the Ethiopian Border and Massawa Port	UNOPS	€19,160,000 (completed)

1.2. NEW PROJECTS IN THE S1 2022 REPORT

Figure 1: Legend

 EUTF implementation zone	 People receiving food security assistance (EUTF 2.4)	 Institutions strengthened on migration management (EUTF 3.6)
 Jobs created (EUTF 1.1)	 Hectares of rehabilitated agricultural land (EUTF 2.6)	 Individuals trained on migration management (EUTF 3.7)
 MSMEs supported (EUTF 1.2)	 People reached by campaigns on resilience-building practices (EUTF 2.7)	 People of concern provided with evacuation and resettlement assistance (EUTF 3.8)
 People supported to develop IGAs (EUTF 1.3)	 Staff trained to strengthen service delivery (EUTF 2.8)	 People trained on governance and conflict prevention (EUTF 4.2)
 People benefiting from TVET and skills development (EUTF 1.4)	 People having improved access to basic social benefits (EUTF 2.9)	 People participating in conflict prevention activities (EUTF 4.3)
 Social infrastructures built or rehabilitated (EUTF 2.1 bis)	 Migrants in transit protected and/or assisted (EUTF 3.2)	 Field studies and research conducted (EUTF 5.3)
 Basic social services delivered (EUTF 2.2)		

1.2.1 REGIONAL

Figure 2: GCR IGAD

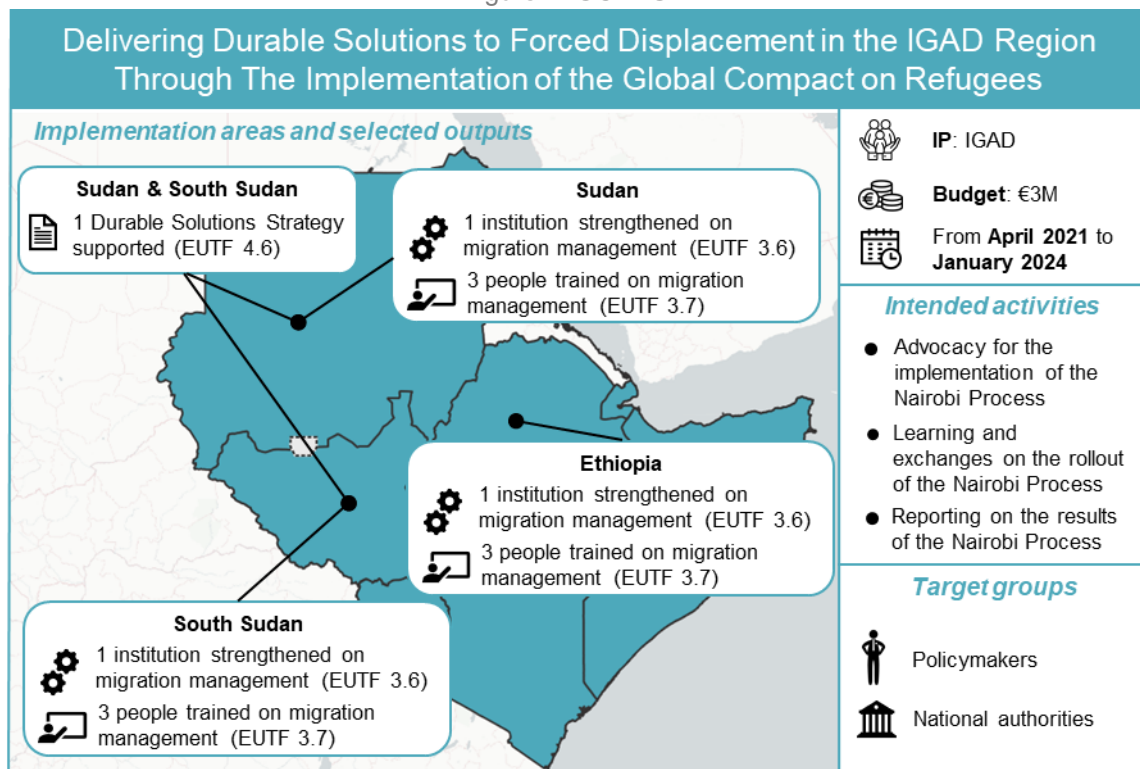
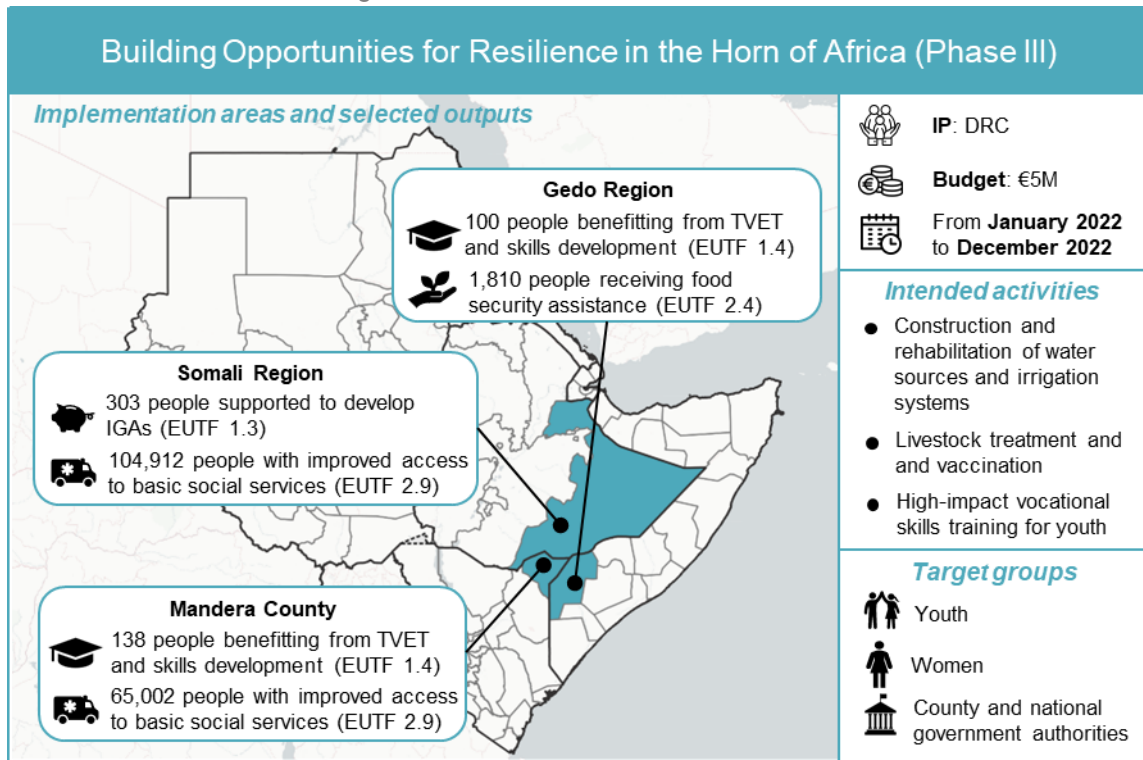


Figure 3: Cross-Border BORESHA III DRC



1.2.4 SUDAN

Figure 4: EPKS GIZ

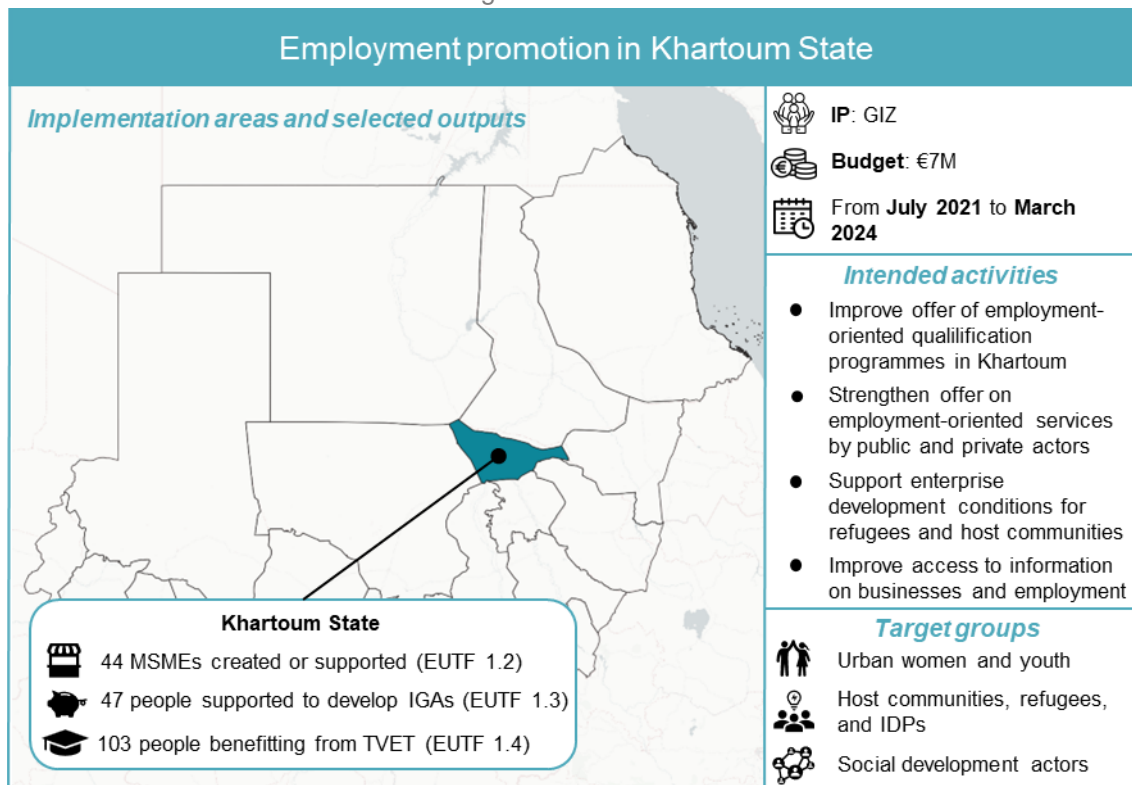


Figure 5: HealthPro AICS¹

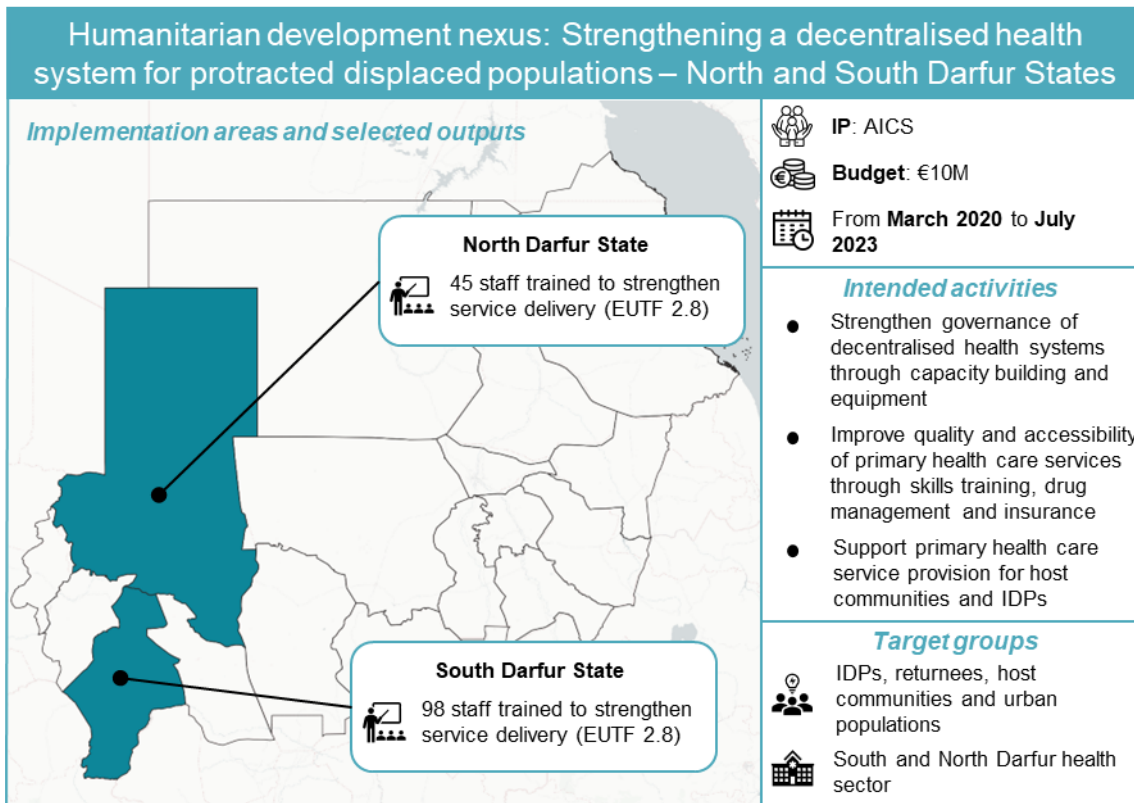
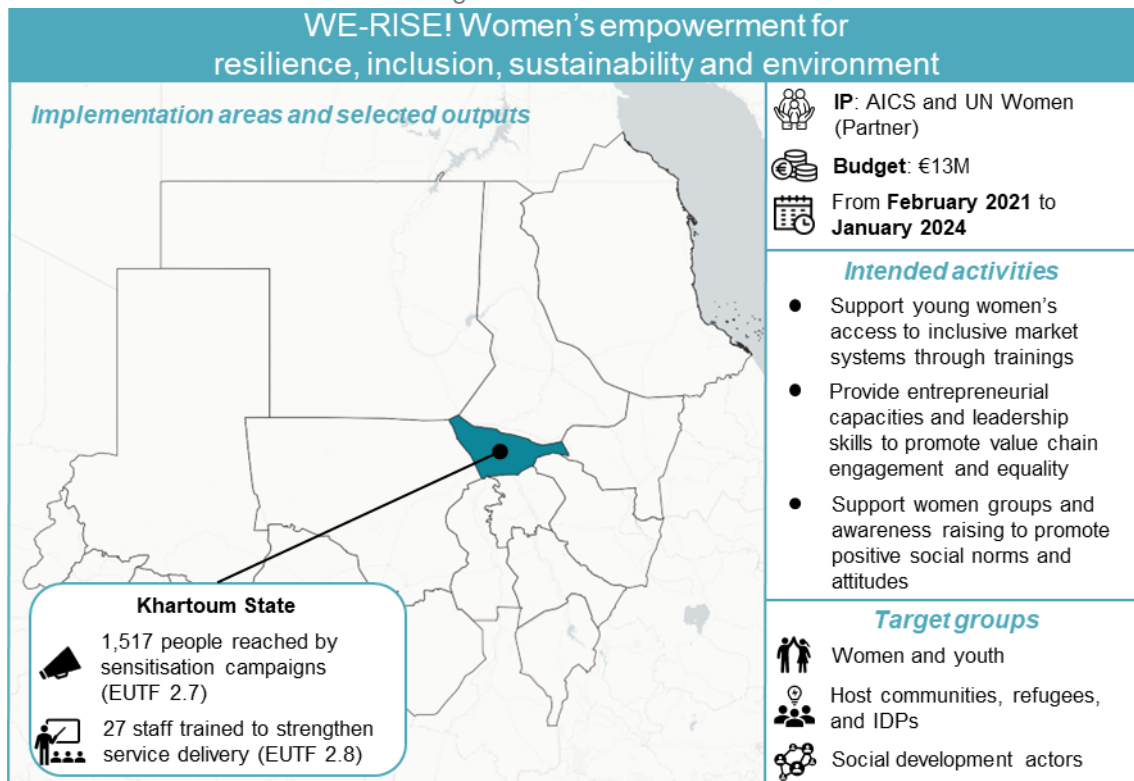
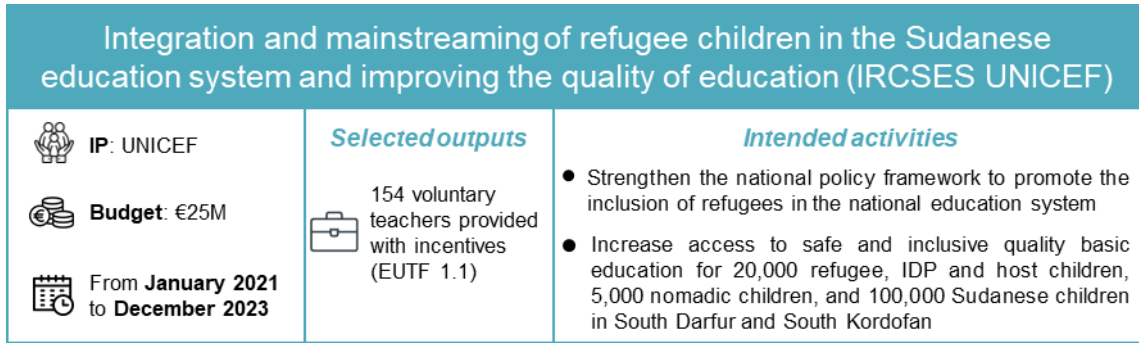


Figure 6: WE-RISE AICS



¹ Following a five-month suspension up to 30 September 2020, the HealthPro project faced a number of challenges in its inception phase, including the COVID-19 pandemic, insecurity and violent clashes in project areas of implementation, and the 2021 military coup in Sudan. As such, the project only started reporting outputs relevant to the MLS from the first semester of 2022.

Figure 7: IRCSES UNICEF



1.2.5 SOUTH SUDAN

Figure 8: Conflict Resolution Swisspeace

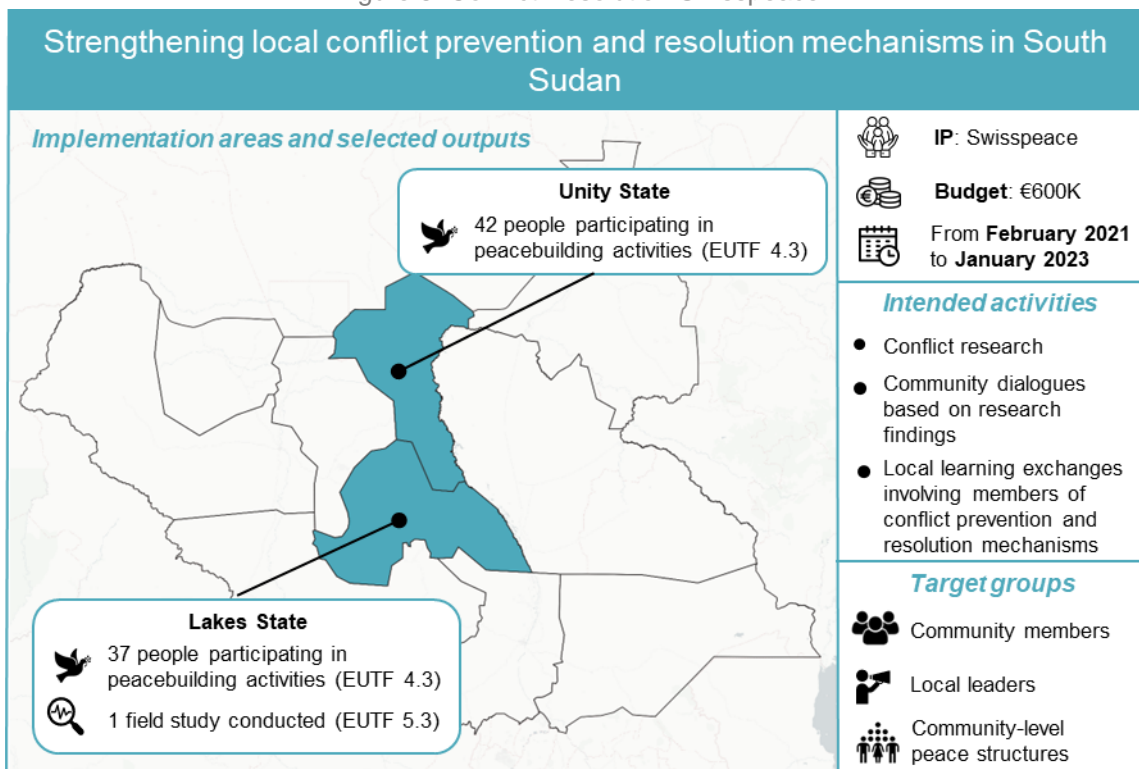
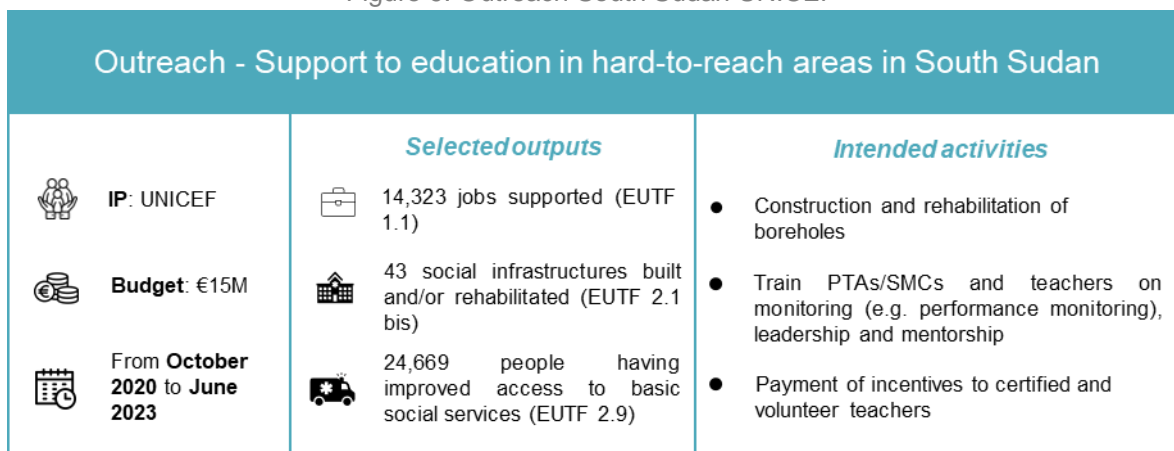
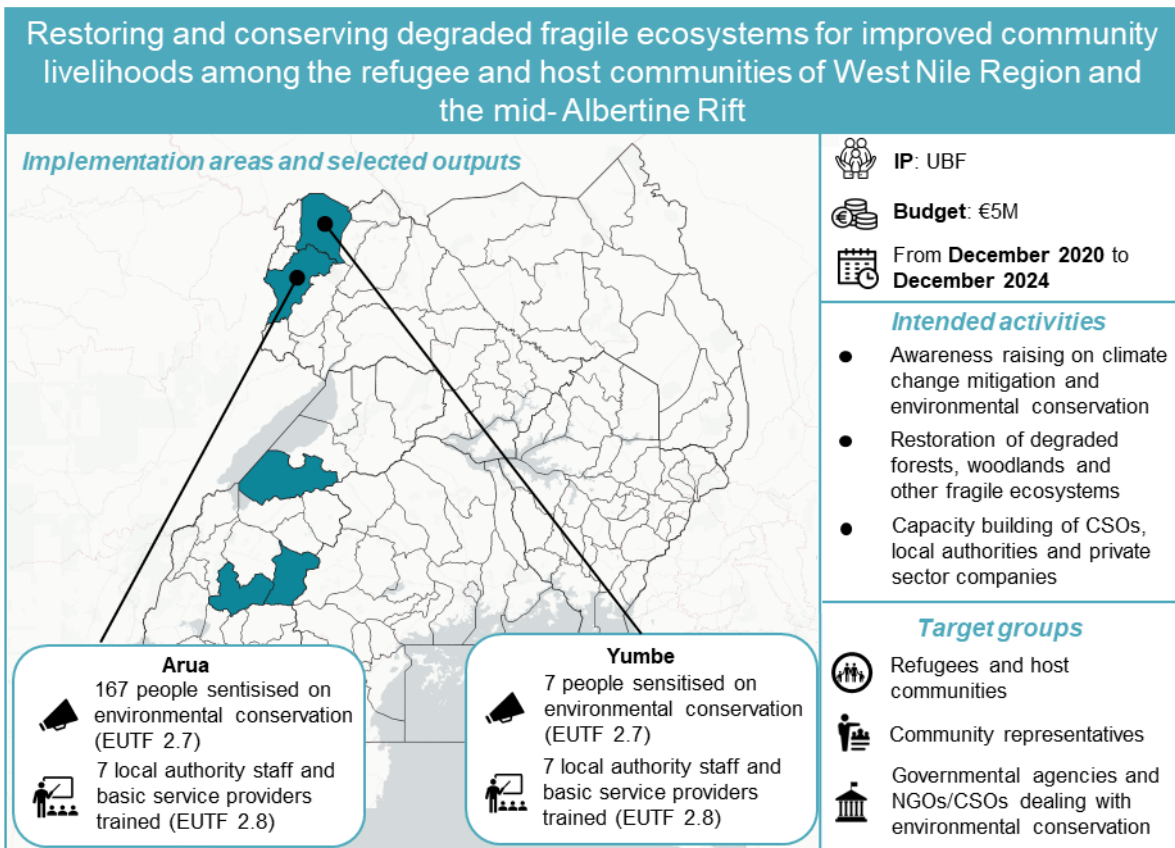


Figure 9: Outreach South Sudan UNICEF¹



¹ PTAs are parent teacher associations and SMCs are school management committees.
 EUTF MLS HoA S1 2022 REPORT – ANNEXES

Figure 10: RED UBF



1.3. COMPLETED PROGRAMMES IN THE S1 2022 REPORT

1.3.1 REGIONAL

Figure 11: ETM Rwanda¹

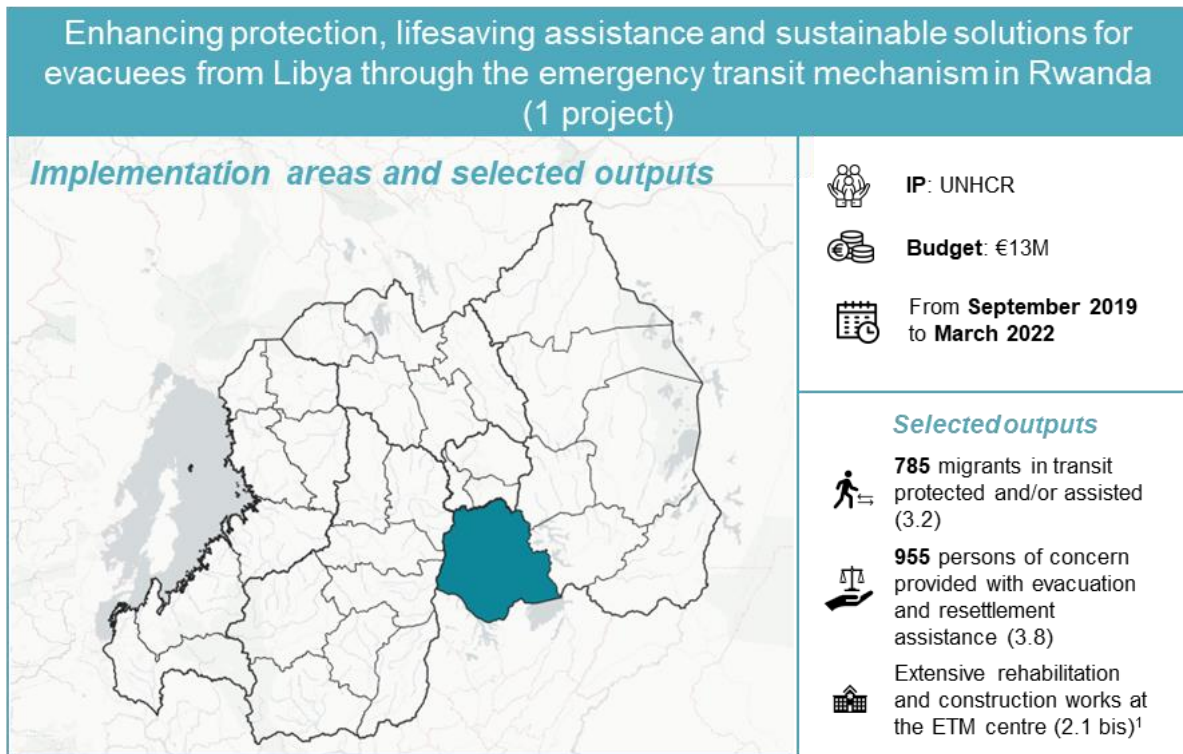
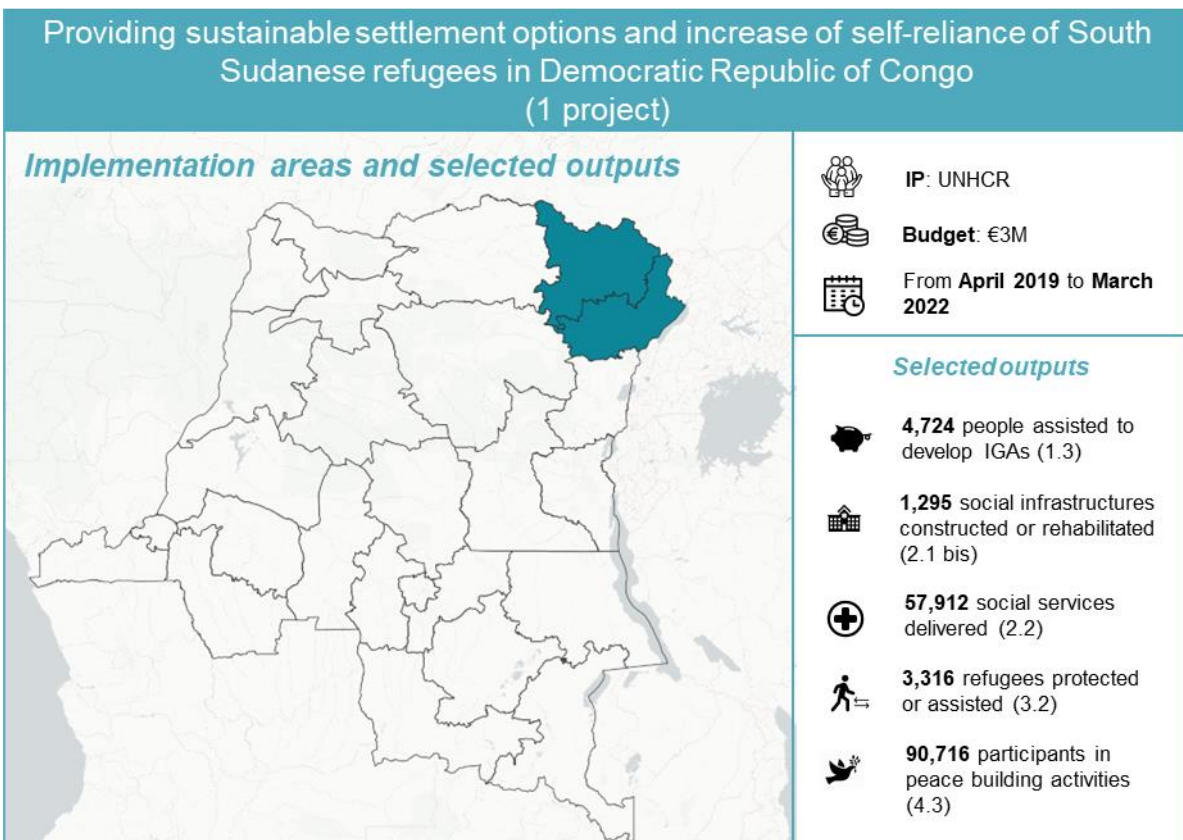


Figure 12: Self-reliance of South Sudanese refugees in DRC²

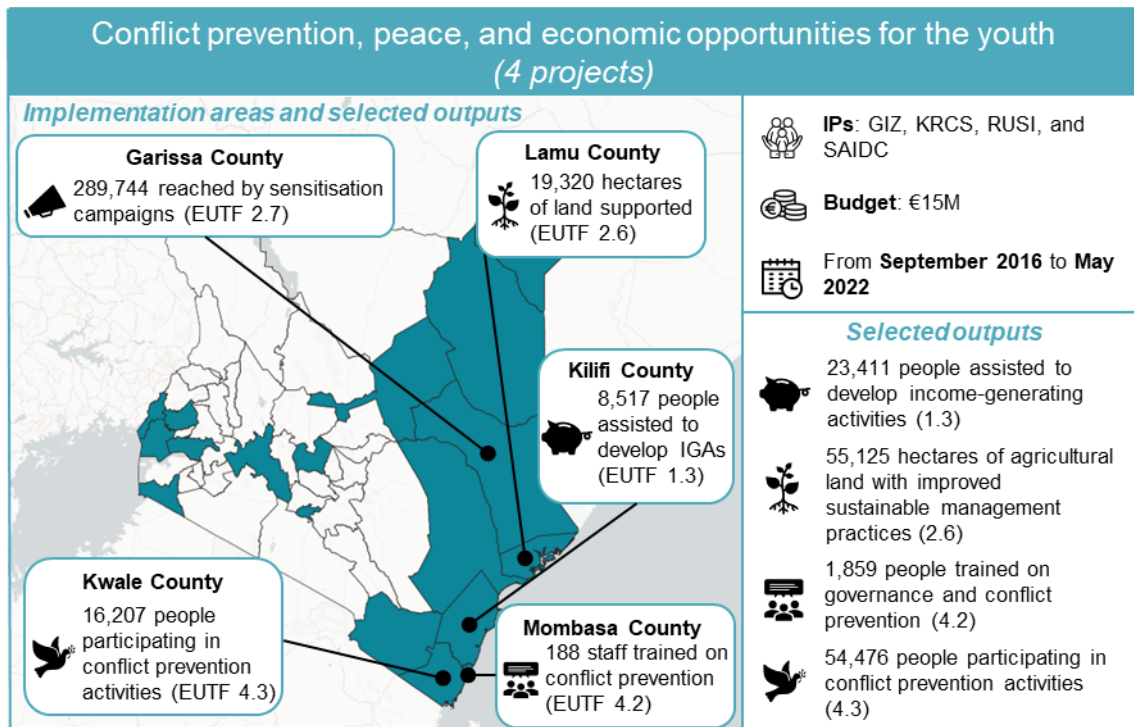


¹ The construction and rehabilitation works at the ETM centre were not included in MLS data at the request of the IP, but included accommodation blocks, offices, a health clinic, WASH facilities, kitchens, and sports and recreational centres, among others.

² This project did not provide data disaggregated by location.

1.3.3 KENYA

Figure 13: Youth programme



1.3.4 SUDAN

Figure 14: EQUIP Sudan

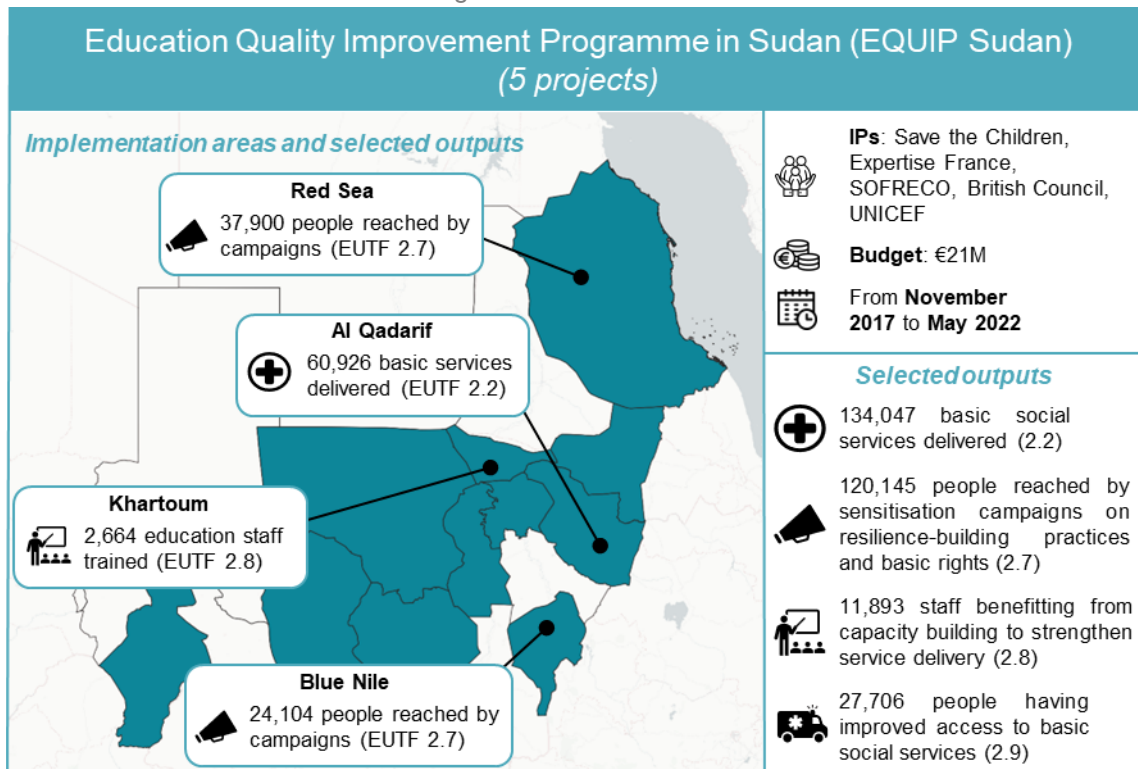
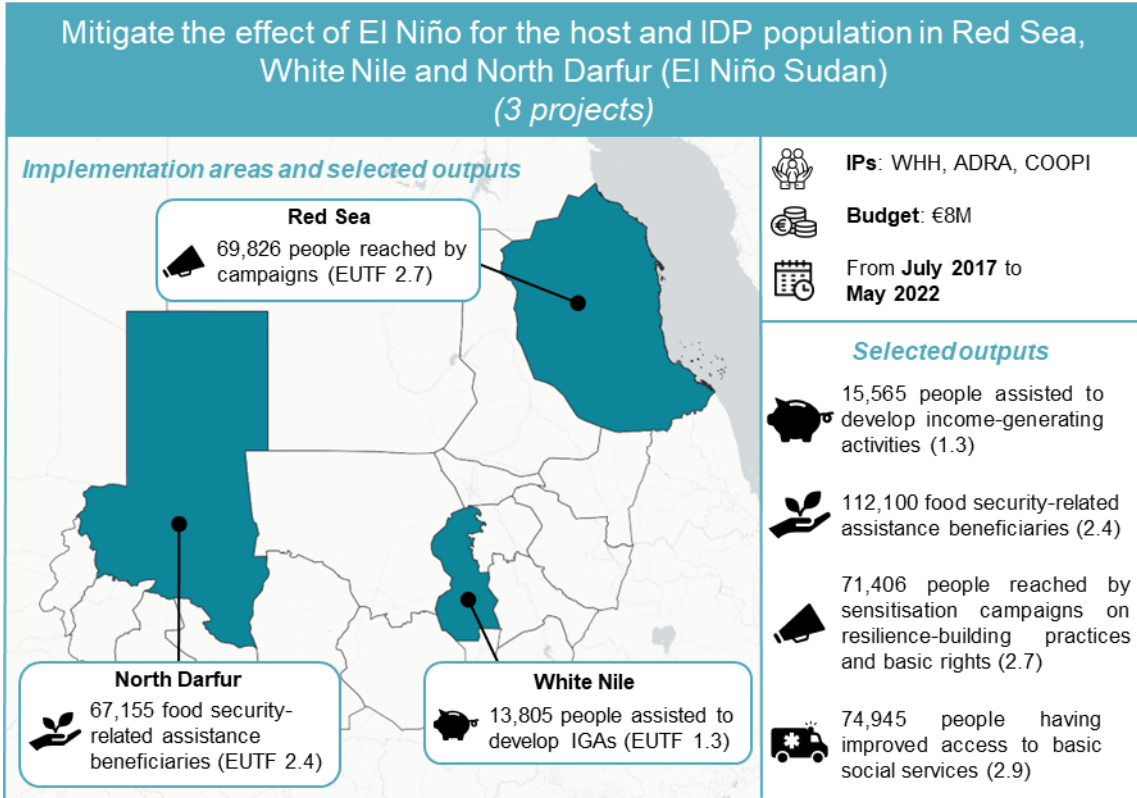


Figure 15: El Niño Sudan



1.4. LIST OF INDICATORS

EUTF Indicator
1.1 Number of direct jobs created or supported
1.2 Number of MSMEs created or supported
1.3 Number of people assisted to develop income-generating activities (IGAs)
1.4 Number of people benefitting from professional training (TVET) and/or skills development
1.5 Number of industrial parks and/or business infrastructure constructed, expanded or improved
2.1 Number of local development plans directly supported
2.1 bis Number of social infrastructures built and/or rehabilitated
2.2 Number of basic social services delivered
2.3 Number of people receiving nutrition assistance
2.4 Number of people receiving food security-related assistance
2.5 Number of local governments and/or communities that adopt and implement local disaster risk reduction strategies
2.6 Hectares of agricultural and pastoral ecosystems where sustainable management practices have been introduced with EU support
2.7 Number of people reached by sensitisation campaigns on resilience-building practices and basic rights
2.8 Number of staff from local authorities and basic service providers benefitting from capacity building to strengthen service delivery
2.9 Number of people having improved access to basic social benefits (services and transfers)
3.1 Number of projects and initiatives supported by diaspora members
3.2 Number of migrants in transit, refugees/asylum seekers and IDPs protected and/or assisted
3.3 Number of (potential) migrants reached by information campaigns on migration
3.4 Number of voluntary returns supported
3.5 Number of returning migrants benefitting from post-arrival assistance
3.5 bis Number of returning migrants benefitting from reintegration assistance
3.6 Number of institutions and non-state actors strengthened through capacity building or operational support on protection and migration management
3.7 Number of individuals trained on migration management and protection
3.8 Number of people of concern benefitting from evacuation and resettlement assistance or other durable solutions for evacuees
3.10 Number of people benefitting from legal migration and mobility programmes
3.11 Number of awareness raising events on migration
4.1 Number of infrastructures supported to strengthen governance
4.1 bis Number of items of equipment provided to strengthen governance
4.2 Number of staff from governmental institutions, internal security forces and relevant non-state actors trained on governance, conflict prevention and human rights
4.3 Number of people participating in conflict prevention and human rights activities
4.6 Number of strategies, laws, policies and plans developed and / or directly supported
5.1 Number of multi-stakeholder groups and learning mechanisms formed and regularly gathering
5.2 Number of planning, monitoring, learning, data collection and analysis systems set up, implemented and / or strengthened
5.3 Number of field studies, surveys and other research conducted
5.4 Number of regional cooperation initiatives created, launched or supported
6.1 Number of COVID-19 pandemic-related supplies provided
6.2 Number of people directly benefitting from COVID-19 emergency response activities
6.3 Number of entities benefitting from COVID-19 emergency response activities

1.5. CHANGES AND CORRECTIONS

The tables below explain the differences in values reported in this report (S1 2022 report) and the previous EUTF MLS report (2021 annual report). These changes and corrections are due to (i) indicator mapping revisions (when a project activity output and the associated data has been 'remapped' from one EUTF indicator to another), (ii) multiplier revisions (that is, adjustments to the formula used by the MLS to account for double counting of outputs), (iii) data corrections provided by the IP, (iv) data corrections made by the MLS team (for example, when unusual patterns are observed in a project's historical data and the IP is unable to provide an explanation in time for the report, the data points are temporarily removed from the database), (v) a project providing historical data that was not previously reported to the MLS and (vi) newly included projects in the MLS providing historical data retroactively. Particularly significant changes or corrections are further explained in the footnotes.

STRATEGIC OBJECTIVE 1

EUTF indicator 1.1

Project	Period	S1 2022 report	S2 2021 report	Diff.	Explanation
RESET Plus Save the Children¹	2019-Q2	8	29	-21	Correction from IP
	2019-Q3	0	62	-62	Correction from IP
	2019-Q4	0	349	-349	Correction from IP
	2020-Q1	404	132	272	Correction from IP
	2020-Q2	117	141	-24	Correction from IP
	2020-Q3	146	80	66	Correction from IP
	2020-Q4	173	0	173	Correction from IP
	2021-Q1	371	256	115	Correction from IP
	2021-Q2	260	127	133	Correction from IP
	2021-Q3	97	142	-45	Correction from IP
	2021-Q4	171	0	171	Correction from IP
	Security & RoL - UNOPS	2021-Q3	1,948	0	1,948
2021-Q4		1,792	0	1,792	Q4 data reported retroactively
Cross-Border BORESHA II DRC	2021-Q3	5	11	-5	Data correction in MLS
	2021-Q4	17	33	-17	Data correction in MLS

EUTF indicator 1.3

Project	Period	S1 2022 report	S2 2021 report	Diff.	Explanation
RESET Plus Save the Children²	2021-Q1	2,886	31	2,855	Correction from IP
	2021-Q2	366	0	366	Correction from IP
	2021-Q4	24	0	24	Correction from IP
SS Women Empowerment DCA	2021-Q2	0	200	-200	Correction from IP
	2021-Q3	200	0	200	Correction from IP
	2021-Q4	20	194	-174	Correction from IP
CRRF Urban Development Koboko	2021-Q2	59	100	-41	Correction from IP
	2021-Q3	60	150	-90	Correction from IP
Cross-Border BORESHA II DRC	2021-Q3	71	97	-26	Data correction in MLS
	2021-Q4	217	297	-80	Data correction in MLS
HEALTHPRO GOAL	2021-Q3	3,148	3,548	-400	Data correction in MLS

¹ As the project approaches the end of implementation, RESET Plus Save the Children conducted a thorough review of all historical data reported to the MLS and discovered multiple errors that are now corrected.

² Ibid.

EUTF indicator 1.4

Project	Period	S1 2022 report	S2 2021 report	Diff.	Explanation
RESET Plus Save the Children¹	2019-Q2	0	6	-6	Correction from IP
	2019-Q3	6	211	-205	Correction from IP
	2019-Q4	0	378	-378	Correction from IP
	2020-Q1	464	0	464	Correction from IP
	2020-Q2	117	147	-30	Correction from IP
	2020-Q3	262	68	194	Correction from IP
	2020-Q4	93	0	93	Correction from IP
	2021-Q1	379	161	218	Correction from IP
	2021-Q2	304	161	143	Correction from IP
	2021-Q3	97	143	-46	Correction from IP
2021-Q4	185	0	185	Correction from IP	
SS Women Empowerment DCA	2021-Q2	0	120	-120	Correction from IP
	2021-Q3	160	40	120	Correction from IP
	2021-Q4	20	80	-60	Correction from IP
CRRF Urban Development Koboko	2021-Q2	141	139	2	Correction from IP
CRRF DJ UNHCR	2020-Q3	30	40	-10	Data correction in MLS
	2021-Q1	64	66	-2	Data correction in MLS
SS Women Empowerment Dorcas	2021-Q4	767	766	1	Correction from IP

STRATEGIC OBJECTIVE 2

EUTF indicator 2.1 bis

Project	Period	S1 2022 report	S2 2021 report	Diff.	Explanation
Solutions Pérennes IOM	2020-Q1	0	6	-6	Correction from IP
Self-reliance of South Sudanese refugees in DRC	2020-Q4	603	613	-10	Correction from IP
HDN RESILIENT COMMUNITIES BRICK CONCERN	2021-Q4	4	7	-3	Data correction in MLS
CRRF Urban Development Koboko	2021-Q4	60	61	-1	Correction from IP
Cross-Border BORESHA II DRC	2021-Q2	6	8	-2	Data correction in MLS
	2021-Q3	19	25	-6	Data correction in MLS
	2021-Q4	57	75	-18	Data correction in MLS
EQUIP 2 Save the Children	2021-Q4	139	155	-16	Mapping revision in MLS

EUTF indicator 2.2

Project	Period	S1 2022 report	S2 2021 report	Diff.	Explanation
RESET Plus Save the Children²	2021-Q2	146	0	146	Correction from IP
	2021-Q4	97	0	97	Correction from IP
Solutions Pérennes IOM	2019-Q1	0	39	-39	Correction from IP
	2019-Q2	193	232	-39	Correction from IP
	2019-Q3	241	281	-40	Correction from IP
	2019-Q4	0	40	-40	Correction from IP
	2020-Q1	0	39	-39	Correction from IP
	2020-Q2	2,024	2,063	-39	Correction from IP
	2020-Q3	2,184	2,283	-100	Correction from IP
	2020-Q4	1,222	1,321	-100	Correction from IP
	2021-Q1	0	97	-97	Correction from IP
	2021-Q2	176	274	-98	Correction from IP

¹ As the project approaches the end of implementation, RESET Plus Save the Children conducted a thorough review of all historical data reported to the MLS and discovered multiple errors that are now corrected.

² Ibid.

SRoL UNMPTF (JJP)	2021-Q2	3,177	2,617	560	Correction from IP Q4 data for project was not included
	2021-Q4	8,791	0	8,791	
CRRF DIRECT IRC	2021-Q2	233	89	144	Correction from IP
Stability & Services Gambella IRC	2021-Q4	110	150	-40	Correction from IP

EUTF indicator 2.3

Project	Period	S1 2022 report	S2 2021 report	Diff.	Explanation
CRRF KE Self-Reliance	2021-Q2	665	981	-316	Data correction in MLS

EUTF indicator 2.4

Project	Period	S1 2022 report	S2 2021 report	Diff.	Explanation
Solutions Pérennes WFP¹	2019-Q1	0	11,566	-11,566	Mapping revision in MLS
	2019-Q2	0	6,032	-6,032	Mapping revision in MLS
	2019-Q3	0	5,266	-5,266	Mapping revision in MLS
	2020-Q1	0	3,942	-3,942	Mapping revision in MLS
Cross-Border BORESHA II DRC²	2021-Q1	3,235	0	3,235	Correction from IP
	2021-Q2	20,520	10,118	10,402	Correction from IP
	2021-Q3	28,499	1,157	27,342	Correction from IP
	2021-Q4	969	3,548	-2,579	Correction from IP
RESET Plus Innovation Fund	2021-Q3	3,777	4,074	-297	Data correction in MLS
	2021-Q4	838	1,007	-169	Data correction in MLS

EUTF indicator 2.5

Project	Period	S1 2022 report	S2 2021 report	Diff.	Explanation
DRR EDRMC	2021-Q3	4	17	-13	Correction from IP
	2021-Q4	0	14	-14	Correction from IP

EUTF indicator 2.6

Project	Period	S1 2022 report	S2 2021 report	Diff.	Explanation
Cross-Border BORESHA II DRC³	2021-Q3	414	1	413	Correction from IP
	2021-Q4	842	3	839	Correction from IP

EUTF indicator 2.7

Project	Period	S1 2022 report	S2 2021 report	Diff.	Explanation
RESET Plus Save the Children⁴	2019-Q3	5,516	230	5,286	Correction from IP
	2019-Q4	7,341	1,932	5,409	Correction from IP
	2020-Q1	5,492	43	5,449	Correction from IP
	2020-Q2	13,983	8,643	5,340	Correction from IP
	2020-Q3	9,498	3,995	5,503	Correction from IP
	2020-Q4	5,409	0	5,409	Correction from IP
	2021-Q1	5,291	135	5,156	Correction from IP
	2021-Q2	13,114	25,900	-12,786	Correction from IP
	2021-Q3	0	142	-142	Correction from IP
	2021-Q4	154	0	154	Correction from IP

¹ These outputs refer to cash transfers that were erroneously mapped as food security assistance (EUTF indicator 2.4), and have now been remapped as social benefits (EUTF indicator 2.9).

² Following the end of the project, Cross-Border BORESHA II DRC reassessed the number of beneficiaries reached by their livestock treatment and deworming campaigns and requested a correction of data previously reported to the MLS.

³ Following the end of the project, Cross-Border BORESHA II DRC reassessed the number of hectares of rangeland that were rehabilitated with project support and requested a correction of data previously reported to the MLS.

⁴ As the project approaches the end of implementation, RESET Plus Save the Children conducted a thorough review of all historical data reported to the MLS and discovered multiple errors that are now corrected.

Resil. East SD AICS¹	2021-Q2	14,918	18,518	-3,600	Data correction in MLS
CRRF KE Self-Reliance	2020-Q4	24,428	24,431	-3	Data correction in MLS
Wadi El Ku / UNEP	2020-Q2	23,719	23,998	-279	Data correction in MLS
SS Women Empowerment DCA	2021-Q3	120	240	-120	Correction from IP
HDN RESILIENT COMMUNITIES BRICK CONCERN²	2021-Q1	5,663	6,373	-710	Data correction in MLS
	2021-Q2	2,410	2,714	-304	Data correction in MLS
	2021-Q3	7,943	9,762	-1,819	Data correction in MLS
	2021-Q4	11,717	13,392	-1,675	Data correction in MLS
CRRF DIRECT IRC	2021-Q1	0	14	-14	Correction from IP
	2021-Q2	65	51	14	Correction from IP
	2021-Q4	0	40	-40	Correction from IP
PROTECT Danish Red Cross	2021-Q3	180	360	-180	Correction from IP
	2021-Q4	1,869	1,986	-117	Data verification delayed

EUTF indicator 2.8

Project	Period	S1 2022 report	S2 2021 report	Diff.	Explanation
RESET Plus Save the Children³	2019-Q2	29	24	5	Correction from IP
	2019-Q3	24	26	-2	Correction from IP
	2020-Q1	24	62	-38	Correction from IP
	2020-Q2	0	229	-229	Correction from IP
HEALTHPRO GOAL	2021-Q4	36	54	-18	Correction from IP
HEALTHPRO IT	2021-Q4	16	0	16	Project newly included in the MLS

EUTF indicator 2.9

Project	Period	S1 2022 report	S2 2021 report	Diff.	Explanation
Solutions Pérennes WFP⁴	2019-Q1	11,566	0	11,566	Mapping revision in MLS
	2019-Q2	6,032	0	6,032	Mapping revision in MLS
	2019-Q3	5,266	0	5,266	Mapping revision in MLS
	2020-Q1	3,942	0	3,942	Mapping revision in MLS
Cross-Border BORESHA II DRC⁵	2021-Q2	6,459	6,603	-144	Data correction in MLS
	2021-Q3	14,799	17,087	-2,288	Data correction in MLS
	2021-Q4	45,383	52,399	-7,016	Data correction in MLS
CRRF DIRECT IRC⁶	2021-Q2	7,932	3,304	4,628	Correction from IP
	2021-Q3	0	3,255	-3,255	Correction from IP
	2021-Q4	0	3,644	-3,644	Correction from IP

STRATEGIC OBJECTIVE 3

EUTF indicator 3.4

Project	Period	S1 2022 report	S2 2021 report	Diff.	Explanation
Solutions Pérennes IOM	2021-Q3	347	299	48	Mapping revision in MLS
	2021-Q4	368	338	30	Mapping revision in MLS

¹ A software error generated duplicate values in the MLS database, which have now been corrected.

² Ibid.

³ As the project approaches the end of implementation, RESET Plus Save the Children conducted a thorough review of all historical data reported to the MLS and discovered multiple errors that are now corrected.

⁴ These outputs refer to cash transfers that were erroneously mapped as food security assistance (EUTF indicator 2.4), and have now been remapped as social benefits (EUTF indicator 2.9).

⁵ Beneficiaries of the construction of latrines were mistakenly reported by Cross-Border BORESHA II DRC under two similar sets of indicators, leading to double counting. This has now been corrected.

⁶ CRRF DIRECT IRC requested a revision of historically reported data related to the number of refugees able to access medical insurance thanks to the project intervention, in order to ensure an accurate total output and eliminate double counting of beneficiaries to the extent possible.

EUTF indicator 3.5 bis

Project	Period	S1 2022 report	S2 2021 report	Diff.	Explanation
Solutions Pérennes IOM	2021-Q3	0	48	-48	Mapping revision in MLS
	2021-Q4	0	30	-30	Mapping revision in MLS

EUTF indicator 3.6

Project	Period	S1 2022 report	S2 2021 report	Diff.	Explanation
CRRF ET UNHCR	2019-Q3	0	12	-12	Correction from IP
	2019-Q4	0	3	-3	Correction from IP
	2020-Q1	0	24	-24	Correction from IP
	2020-Q4	27	59	-32	Correction from IP
	2021-Q1	0	19	-19	Correction from IP
	2021-Q2	0	22	-22	Correction from IP
	2021-Q4	0	1	-1	Correction from IP

EUTF indicator 3.7

Project	Period	S1 2022 report	S2 2021 report	Diff.	Explanation
CRRF ET UNHCR¹	2021-Q4	0	490	-490	Correction from IP

EUTF indicator 3.8

Project	Period	S1 2022 report	S2 2021 report	Diff.	Explanation
ETM Rwanda	2021-Q4	179	176	3	Correction from IP

STRATEGIC OBJECTIVE 4

EUTF indicator 4.2

Project	Period	S1 2022 report	S2 2021 report	Diff.	Explanation
Security & RoL – UNOPS	2021-Q3	95	0	95	Q3 data reported retroactively
SSRD WV	2021-Q3	121	128	-7	Correction from IP
	2021-Q4	52	55	-3	Correction from IP
SS Women Empowerment DCA	2021-Q2	69	73	-4	Correction from IP
	2021-Q3	0	56	-56	Correction from IP
	2021-Q4	103	2	101	Correction from IP
CRRF Urban Development Koboko²	2021-Q4	69	3,285	-3,216	Mapping revision in MLS
CONFLICT RESOLUTION Swisspeace	2021-Q3	4	0	4	Project newly included in the MLS

¹ CRRF ET UNHCR requested a revision of historical data related to the number of institutions trained, due to having mistakenly reported institutions receiving repeated trainings to the MLS multiple times.

² The mapping of this output was revised from EUTF indicator 4.2 to EUTF indicator 4.3 following clarification from the CRRF Urban Development Koboko team that the activity reached duty bearers (e.g. disciplinary committee members, local authority officials, etc.), refugees and host community members with IEC materials on protection and human rights.

EUTF indicator 4.3

Project	Period	S1 2022 report	S2 2021 report	Diff.	Explanation
SS Women Empowerment DCA	2021-Q2	2,165	2,149	16	Correction from IP
	2021-Q3	2,354	3,658	-1,304	Correction from IP
	2021-Q4	6,851	2,611	4,240	Correction from IP
CRRF Urban Development Koboko¹	2021-Q4	4,133	917	3,216	Mapping revision in MLS
SS Women Empowerment Cordaid²	2021-Q4	19,109	37,118	-18,009	Mapping revision in MLS

EUTF indicator 4.6

Project	Period	S1 2022 report	S2 2021 report	Diff.	Explanation
GCR IGAD	2021-Q4	1	0	1	Project newly included in the MLS
TCF EAC Ministry II	2021-Q1	1	0	1	Correction from IP
	2021-Q2	1	0	1	Correction from IP
	2021-Q3	1	0	1	Correction from IP
	2021-Q4	1	0	1	Correction from IP

STRATEGIC OBJECTIVE 5

EUTF indicator 5.1

Project	Period	S1 2022 report	S2 2021 report	Diff.	Explanation
CRRF ET UNHCR	2021-Q3	0	1	-1	
	2021-Q4	0	1	-1	
RESET Plus Save the Children³	2019-Q2	2	3	-1	Correction from IP
	2019-Q3	8	11	-3	Correction from IP
	2019-Q4	12	24	-12	Correction from IP
	2020-Q1	14	3	11	Correction from IP
	2020-Q2	17	18	-1	Correction from IP
	2021-Q2	29	1	28	Correction from IP
	2021-Q3	46	7	39	Correction from IP
2021-Q4	4	0	4	Correction from IP	
DRR Oromia	2021-Q3	13	16	-3	
	2021-Q4	16	32	-16	

EUTF indicator 5.2

Project	Period	S1 2022 report	S2 2021 report	Diff.	Explanation
Solutions Pérennes IOM	2019-Q1	1	2	-1	Correction from IP
	2019-Q3	0	1	-1	Correction from IP
	2020-Q4	1	5	-4	Correction from IP

¹ The mapping of this output was revised from EUTF indicator 4.2 to EUTF indicator 4.3 following clarification from the CRRF Urban Development Koboko team that the activity reached duty bearers (e.g. disciplinary committee members, local authority officials, etc.), refugees and host community members with IEC materials on protection and human rights.

² Beneficiaries of awareness-raising campaigns on gender-based violence and women rights were mistakenly reported by SS Women Empowerment Cordaid under two different activities and sets of indicators, leading to double counting. This error has now been corrected.

³ As the project approaches the end of implementation, RESET Plus Save the Children conducted a thorough review of all historical data reported to the MLS and discovered multiple errors that are now corrected.

EUTF indicator 5.3

Project	Period	S1 2022 report	S2 2021 report	Diff.	Explanation
Free Movt ILO	2021-Q4	1	0	1	Correction from IP
CONFLICT RESOLUTION Swisspeace	2021-Q4	2	0	2	Project newly included in the MLS
LISEC UNIDO	2021-Q1	0	1	-1	Data correction in MLS

STRATEGIC OBJECTIVE 6

EUTF indicator 6.2

Project	Period	S1 2022 report	S2 2021 report	Diff.	Explanation
RESET II Vita ¹	2020-Q2	0	435	-435	Mapping revision in MLS
RESET II Crisis Modif. Fd ²	2020-Q2	0	2,280	-2,280	Data correction in MLS
CRRF Urban Development Koboko	2021-Q4	19	0	19	Correction from IP
COVID-19 Emergency Response WHO	2021-Q4	0	71	-71	Data correction in MLS

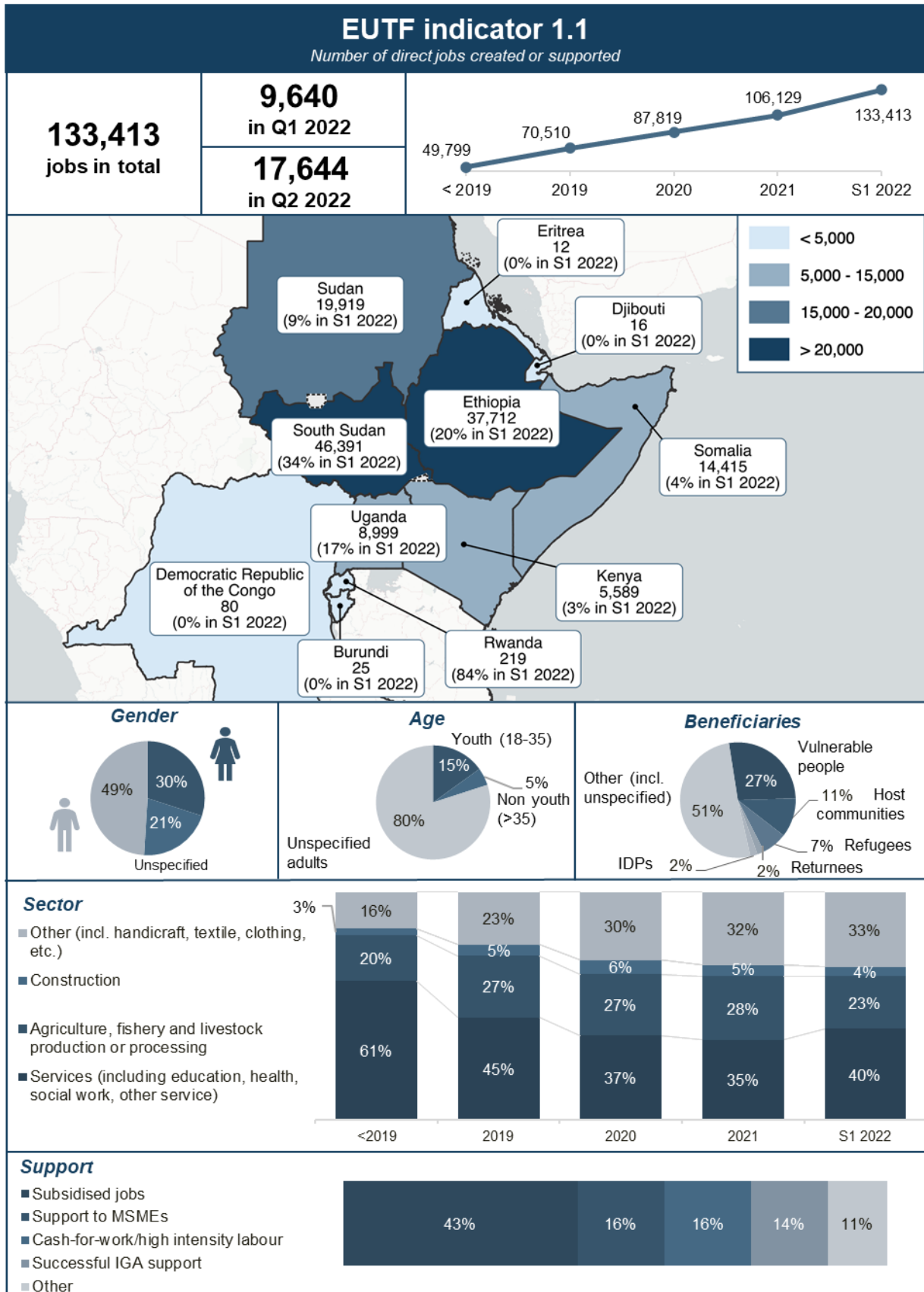
¹ These recipients of hand sanitiser distributions have been unmapped from EUTF indicator 6.2 following a methodological decision that such activities are not eligible for this EUTF indicator.

² These recipients of soap distributions have been unmapped from EUTF indicator 6.2 following a methodological decision that such activities are not eligible for this EUTF indicator.

1.6. ONE PAGER PER INDICATOR

The data presented below is as of June 2022. Data from regional projects has been allocated to the respective country of delivery, leading to some differences between the numbers provided in the maps below and numbers reported in the country sections in the main report (which exclude regional project data). When the values for each country do not add up to the overall indicator total in the upper left-hand corner, it is due to data reported with unspecified locations, the value of which is reported in the footnotes. Furthermore, when the sum of Q1 and Q2 2022 data don't add up to the difference between the cumulative totals as of the end of 2021 and the end of S1 2022 (as shown in the timeline graph), it is due to rounding. Finally, the percentages in all vertical bar graphs are cumulative, and therefore refer to outputs reported up to and including the specified period.

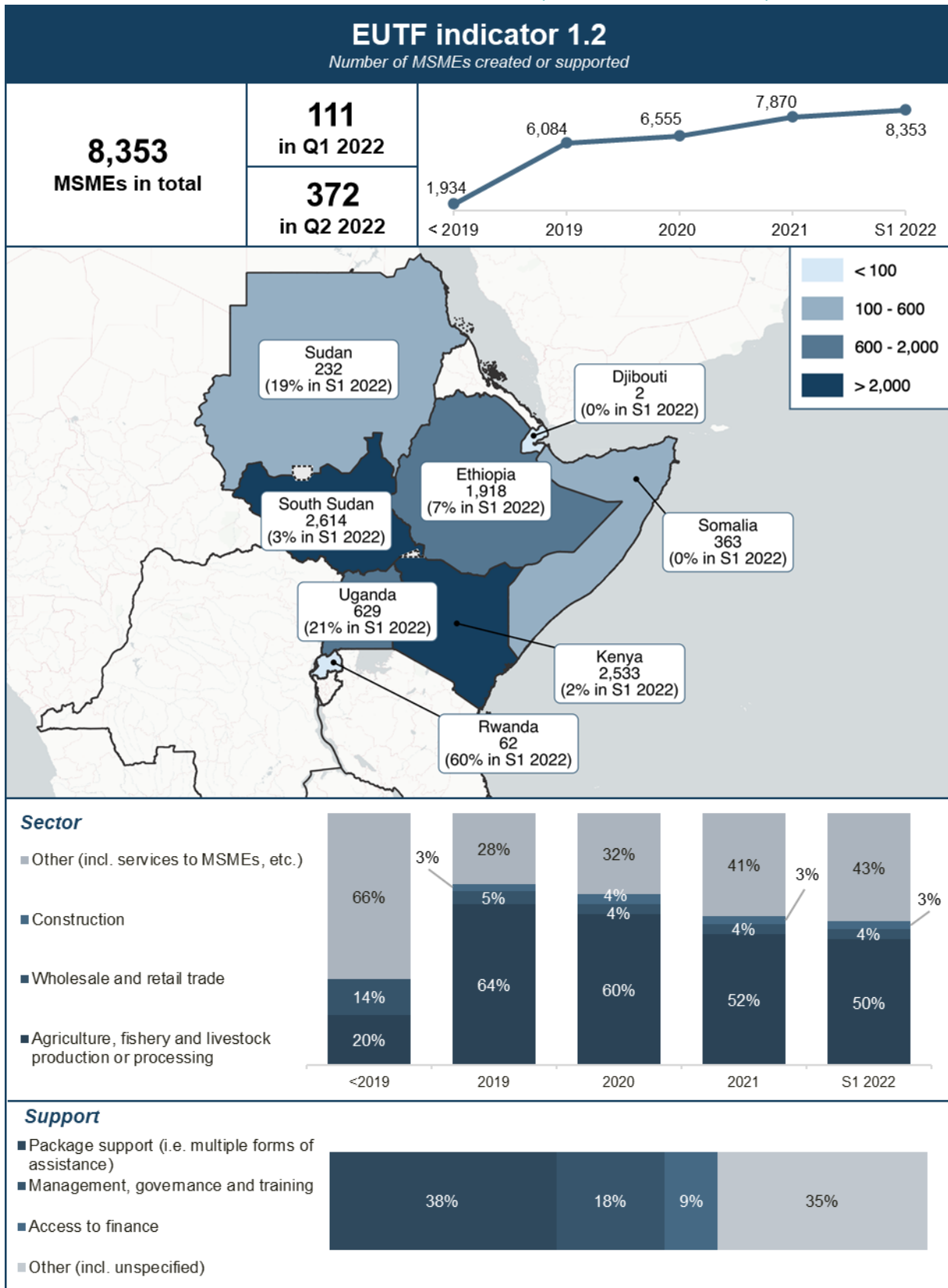
1.6.1. NUMBER OF DIRECT JOBS CREATED OR SUPPORTED (EUTF INDICATOR 1.1)^{1,2}



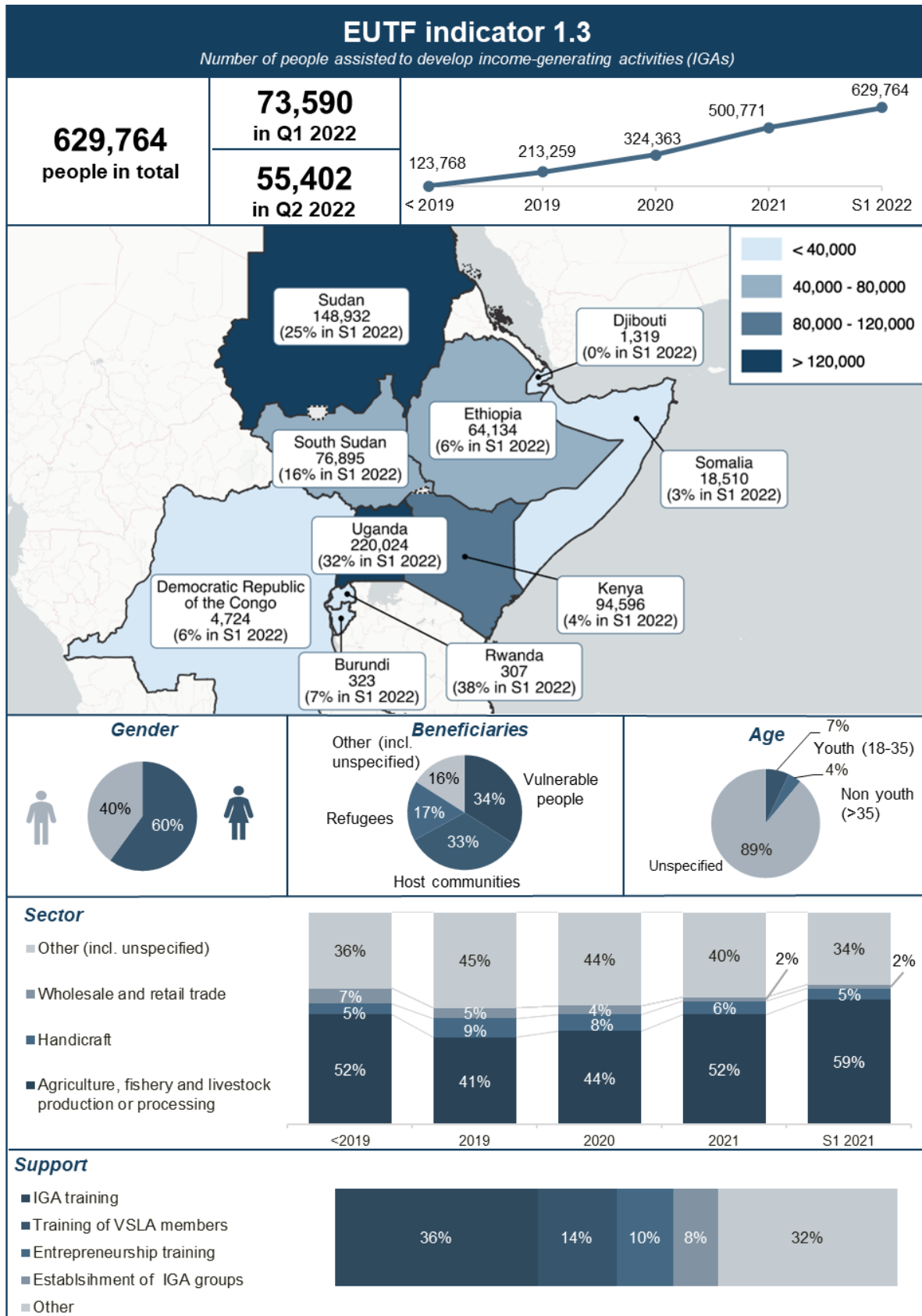
¹ The map in this visual excludes 35 reported jobs for which the country is unspecified.

² The sum of the values shown in the map and in the above footnote is less than the total output by one unit due to rounding.

1.6.2. NUMBER OF MSMEs CREATED OR SUPPORTED (EUTF INDICATOR 1.2)

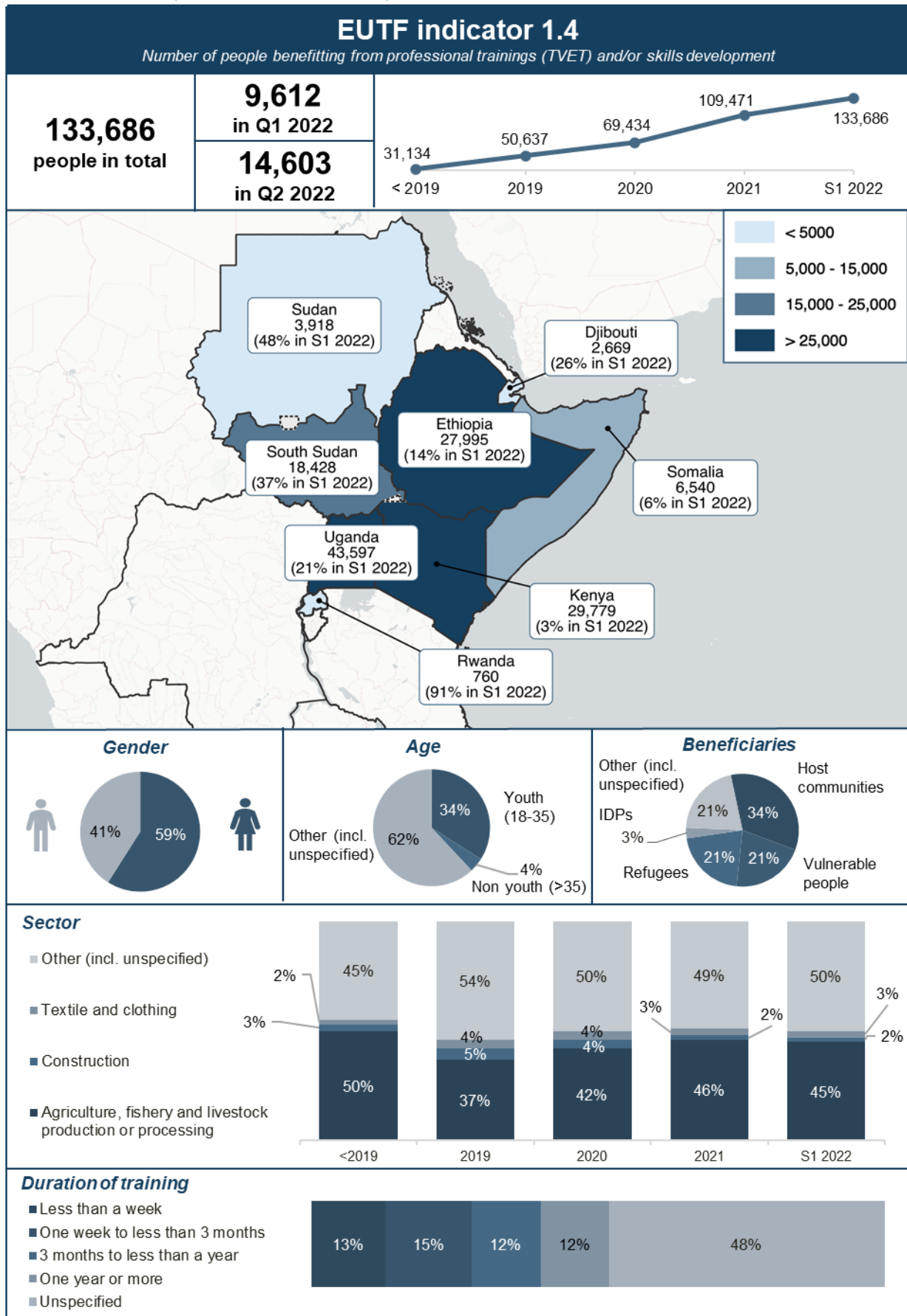


1.6.3. NUMBER OF PEOPLE ASSISTED TO DEVELOP INCOME-GENERATING ACTIVITIES (IGAs) (EUTF INDICATOR 1.3)¹

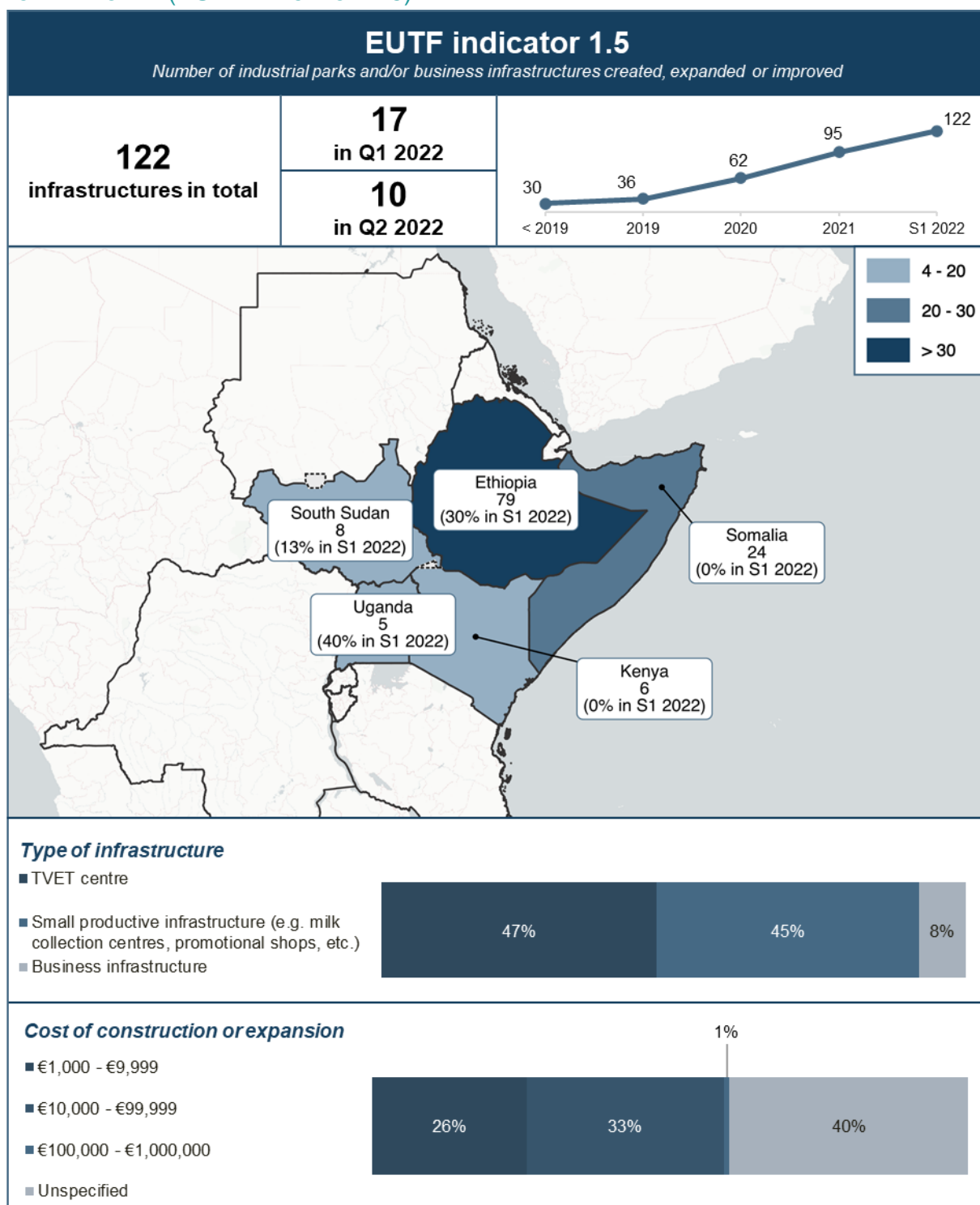


¹ The sum of Q1 and Q2 2022 data is less than the difference between the cumulative totals as of the end of 2021 and the end of S1 2022 by one unit due to rounding.

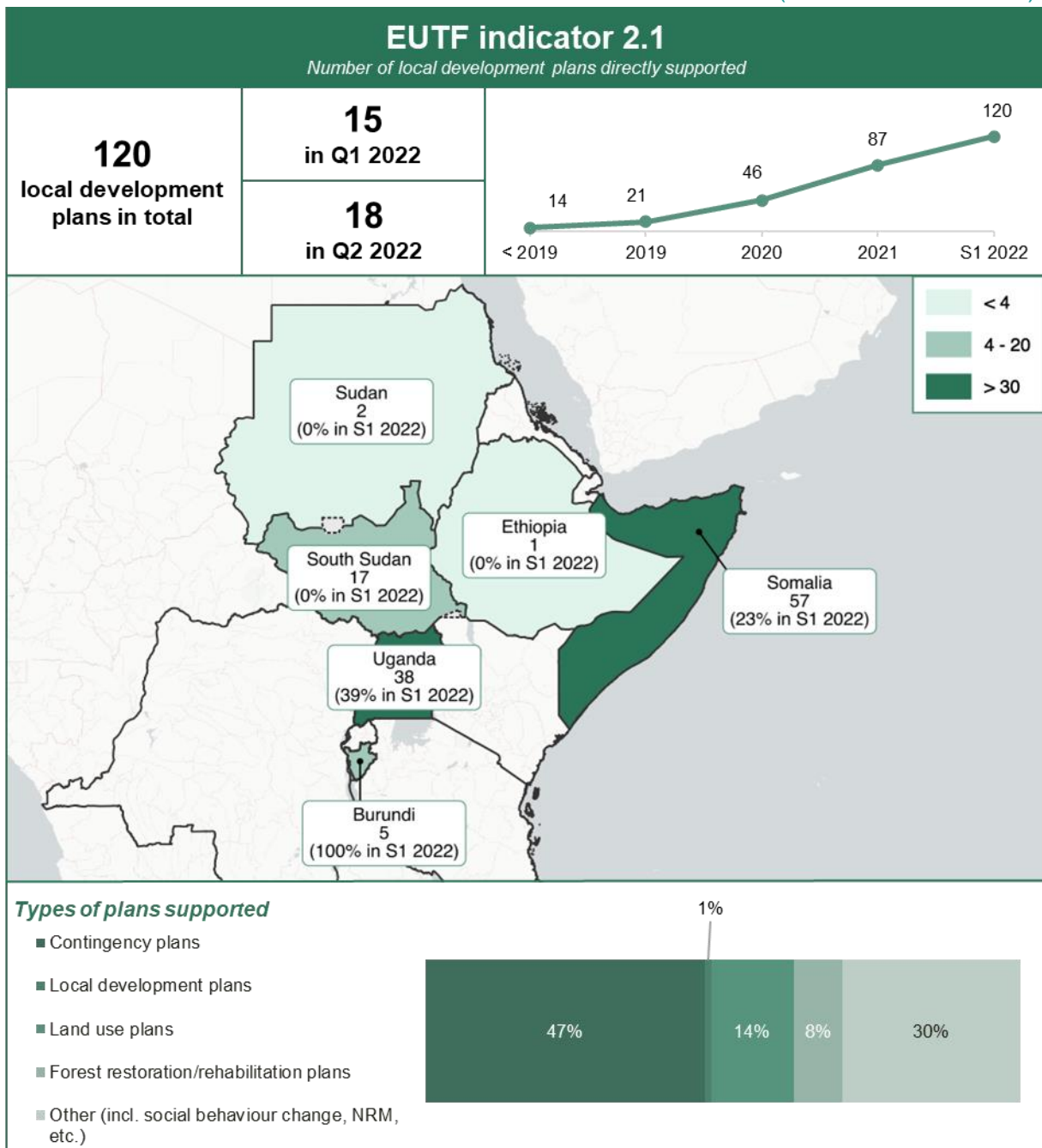
1.6.4. NUMBER OF PEOPLE BENEFITTING FROM PROFESSIONAL TRAINING (TVET) AND/OR SKILLS DEVELOPMENT (EUTF INDICATOR 1.4)



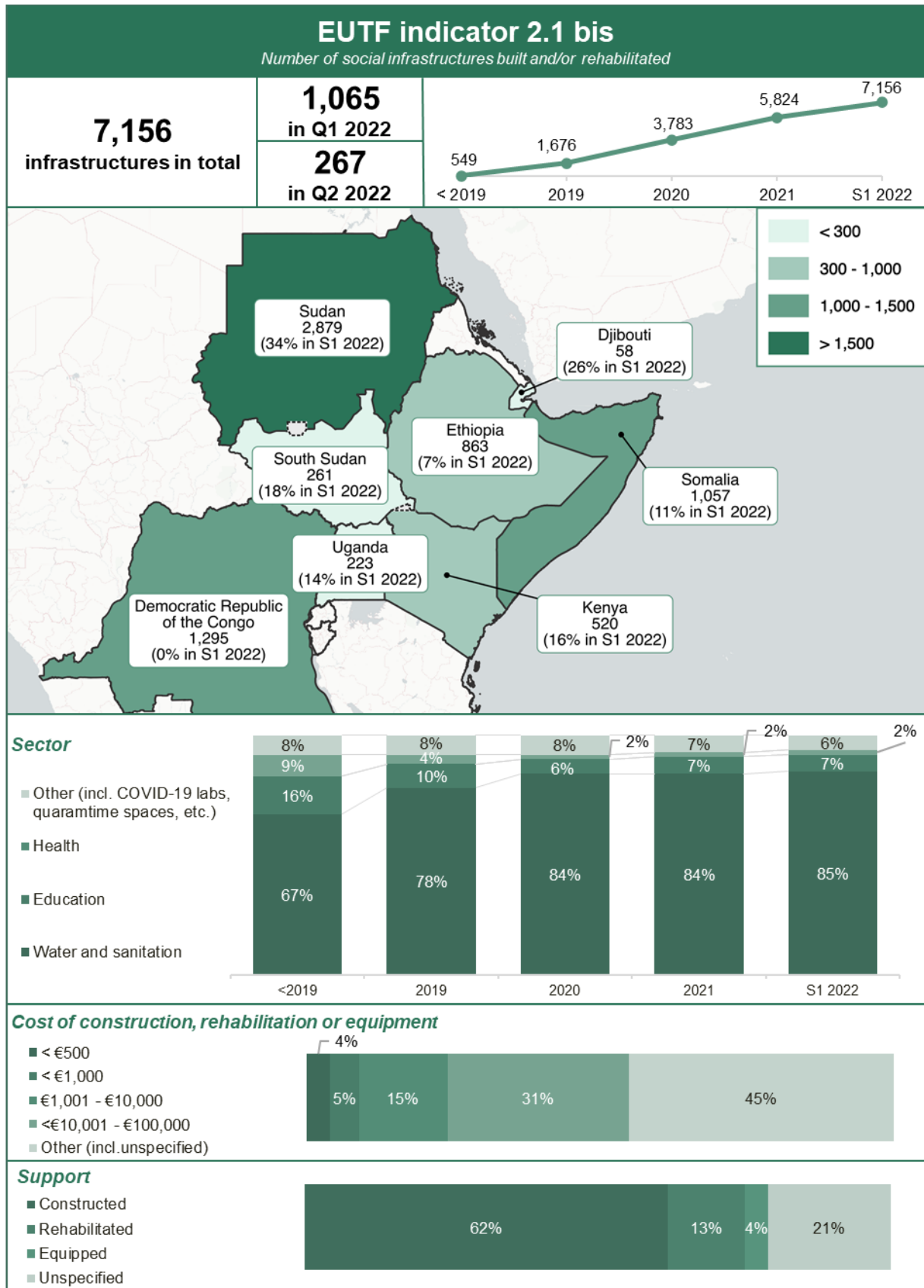
1.6.5. NUMBER OF INDUSTRIAL PARKS AND/OR BUSINESS INFRASTRUCTURE CREATED, EXPANDED OR IMPROVED (EUTF INDICATOR 1.5)



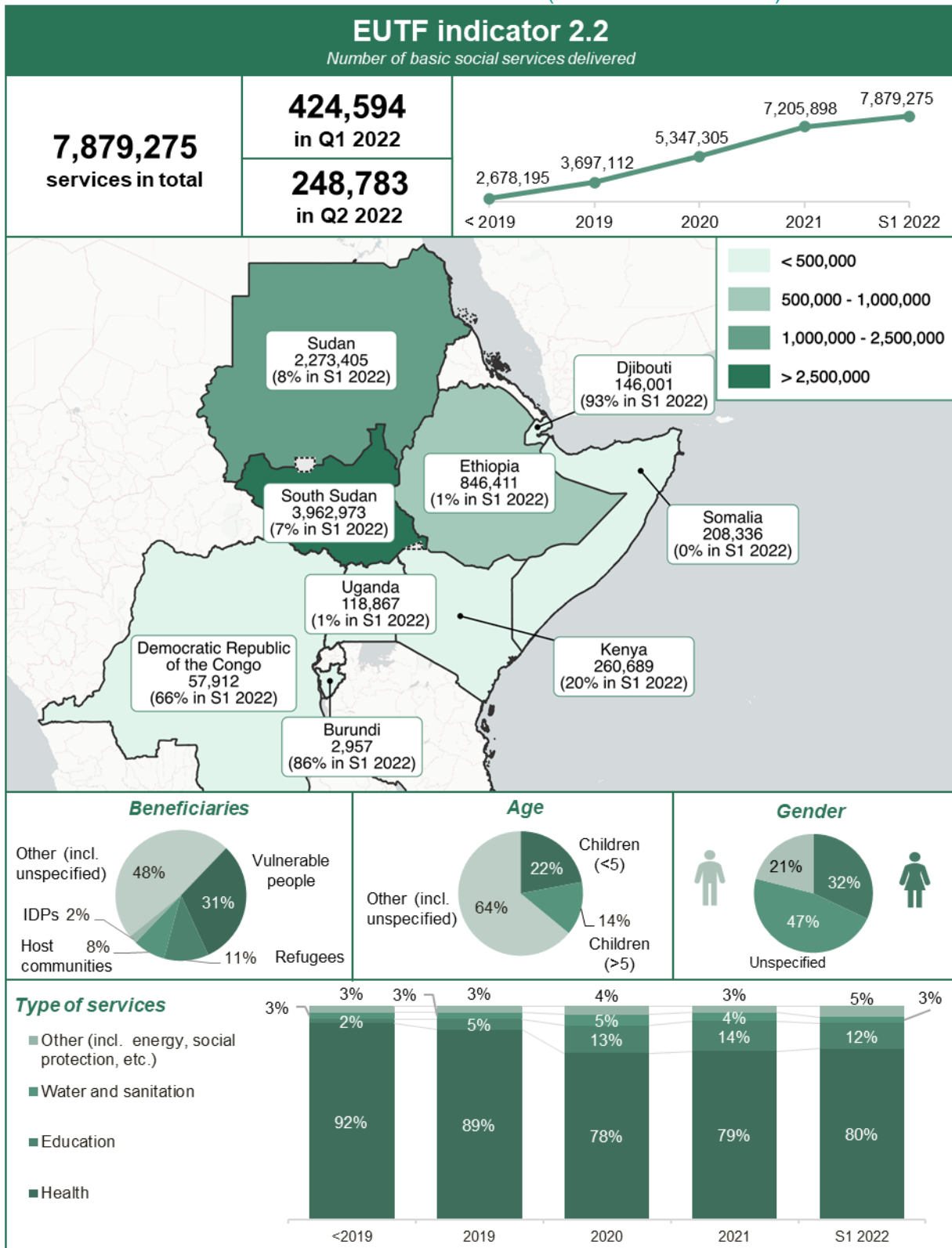
1.6.6. NUMBER OF LOCAL DEVELOPMENT PLANS DIRECTLY SUPPORTED (EUTF INDICATOR 2.1)



1.6.7. NUMBER OF SOCIAL INFRASTRUCTURES BUILT AND/OR REHABILITATED (EUTF INDICATOR 2.1 BIS)

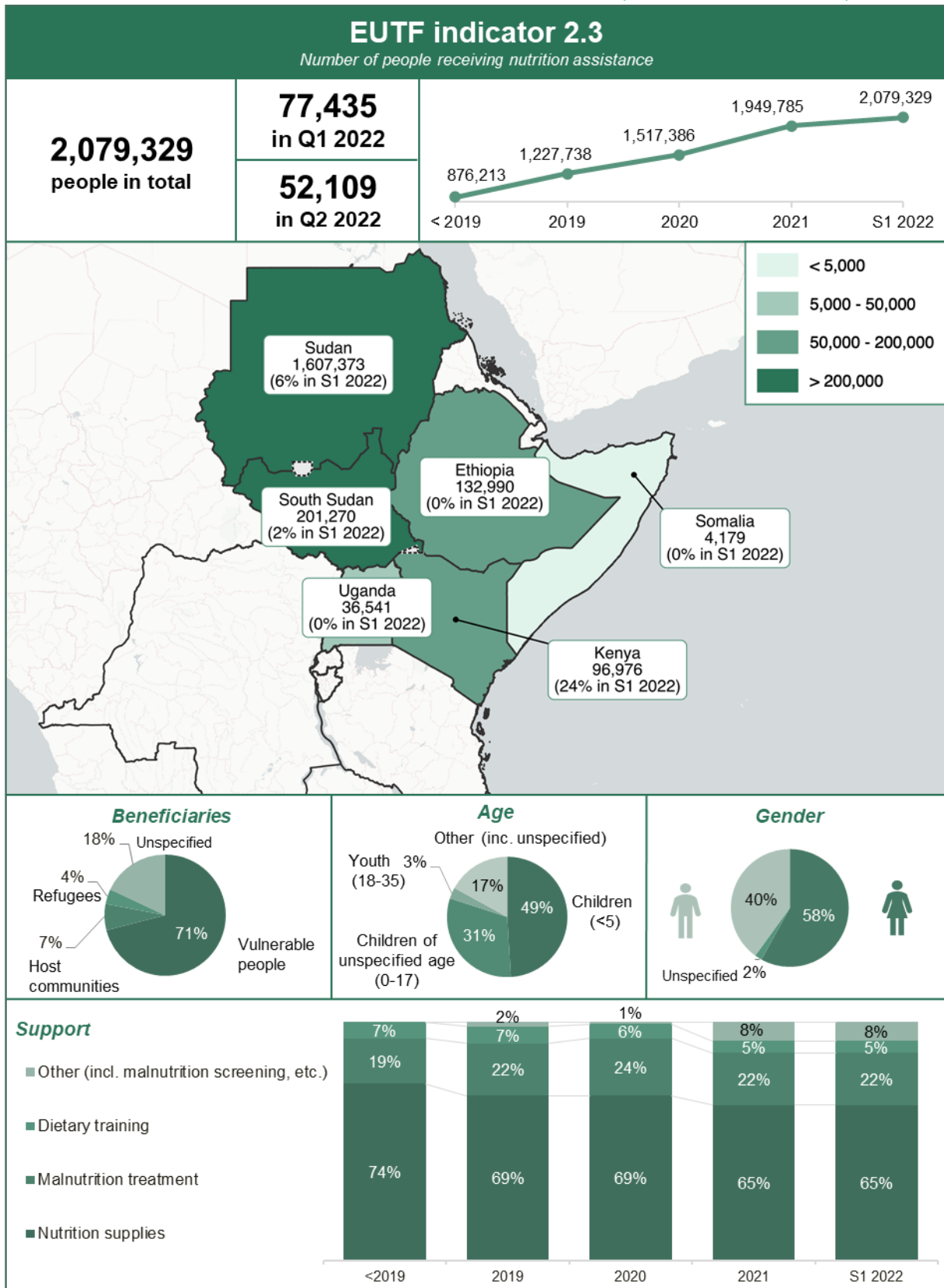


1.6.8. NUMBER OF BASIC SOCIAL SERVICES DELIVERED (EUTF INDICATOR 2.2)¹

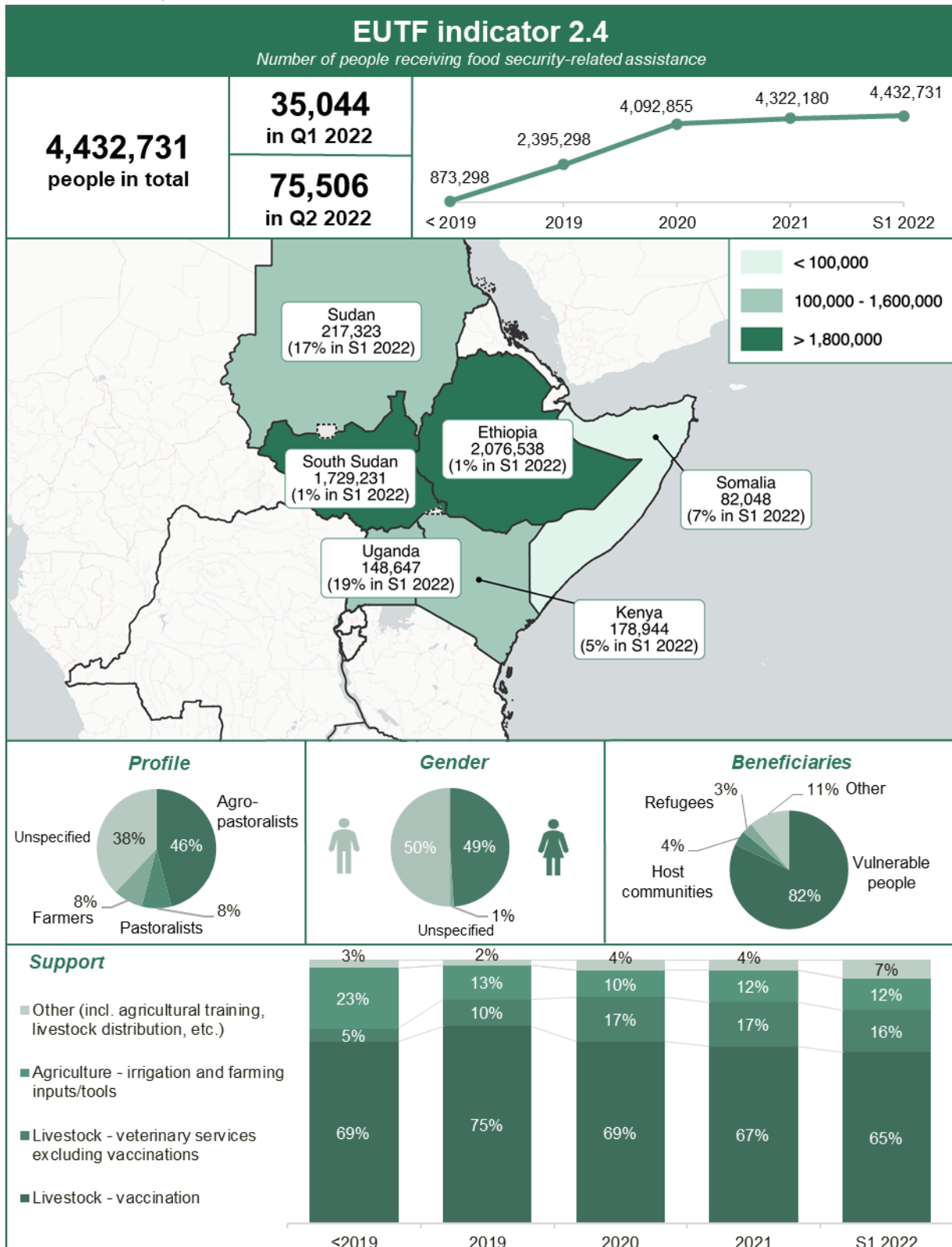


¹ The map in this visual excludes 1,724 reported services for which the country is unspecified.

1.6.9. NUMBER OF PEOPLE RECEIVING NUTRITION ASSISTANCE (EUTF INDICATOR 2.3)

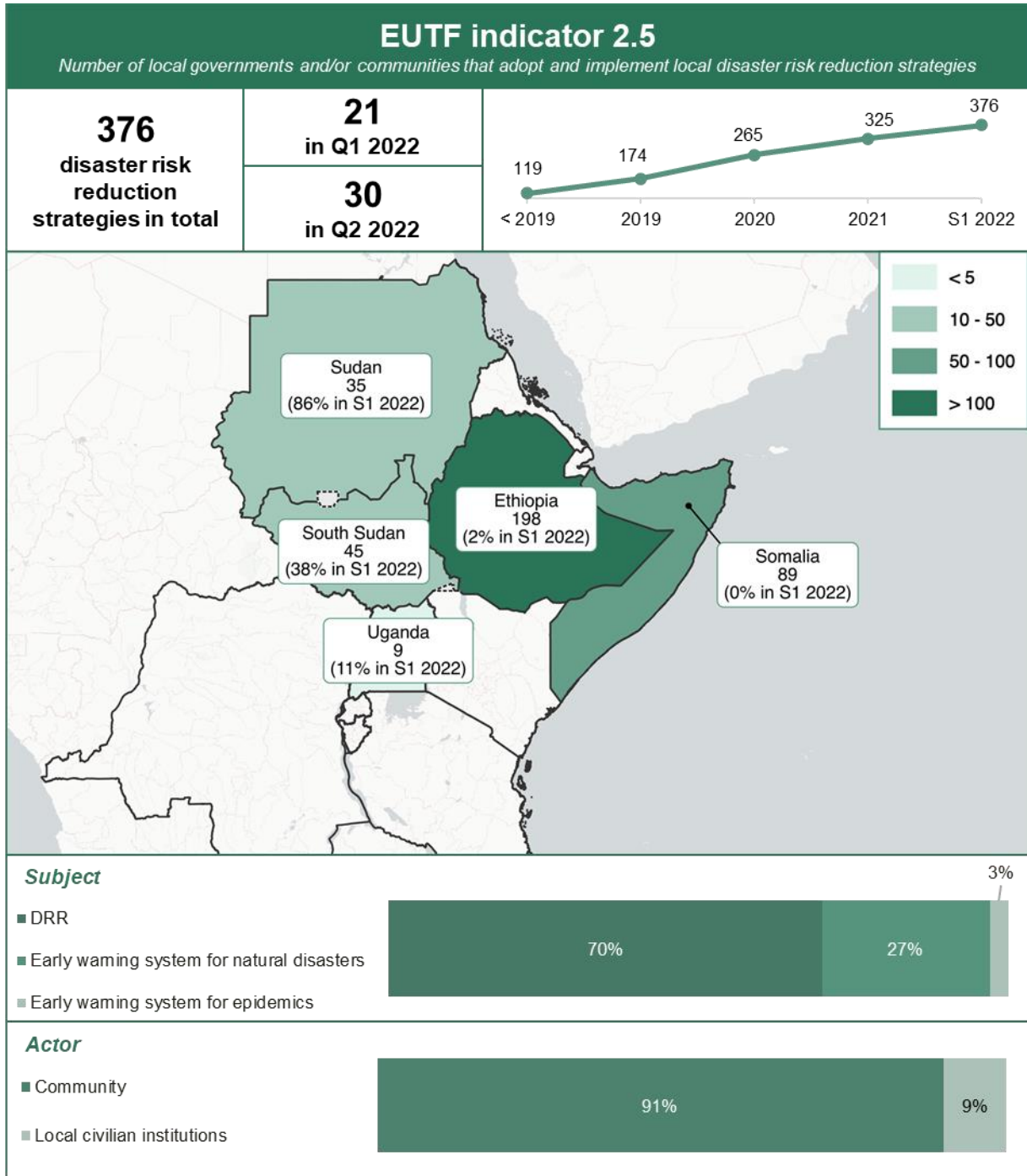


1.6.10. NUMBER OF PEOPLE RECEIVING FOOD SECURITY-RELATED ASSISTANCE (EUTF INDICATOR 2.4)¹

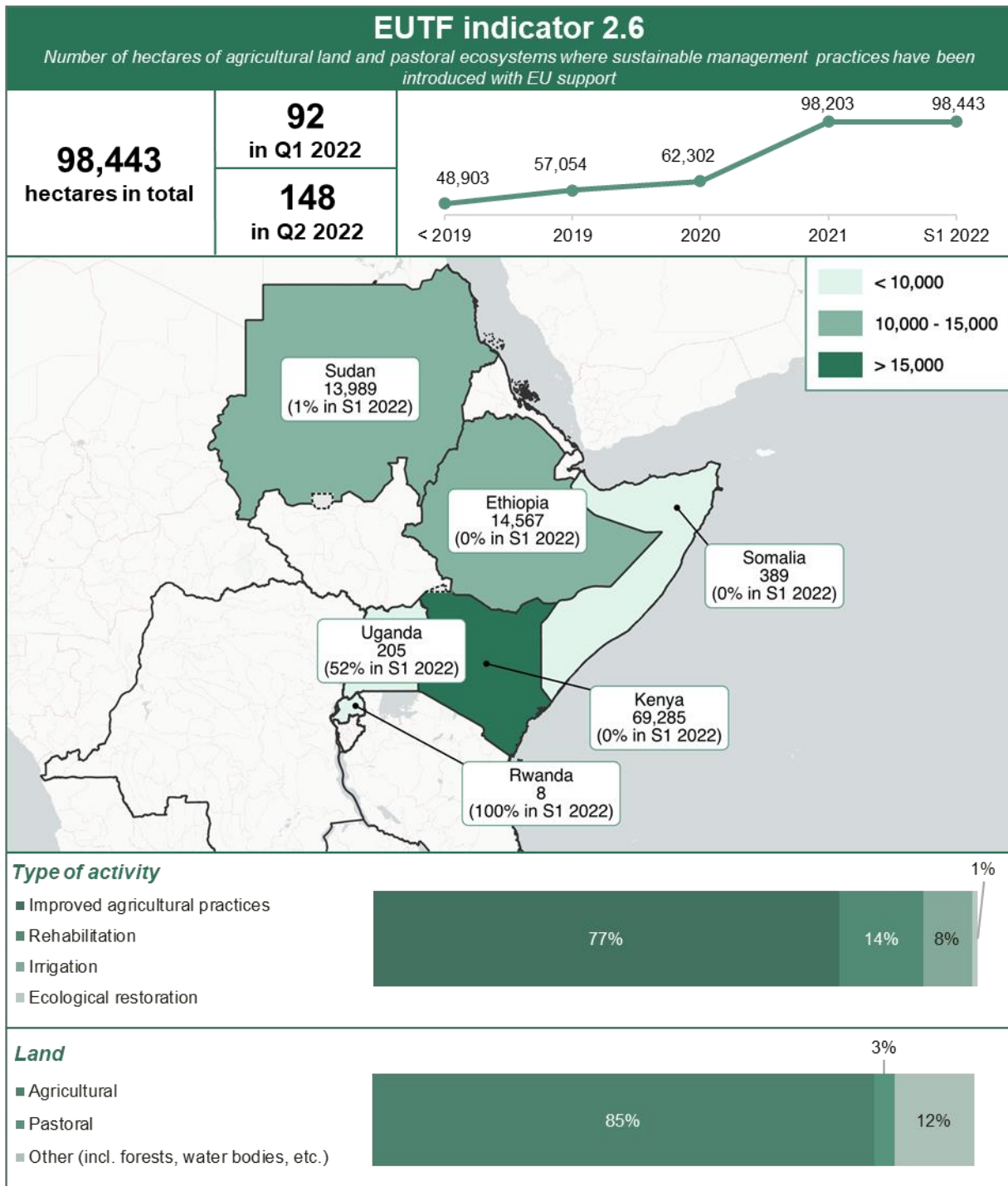


¹ The sum of Q1 and Q2 2022 data is less than the difference between the cumulative totals as of the end of 2021 and the end of S1 2022 by one unit due to rounding.

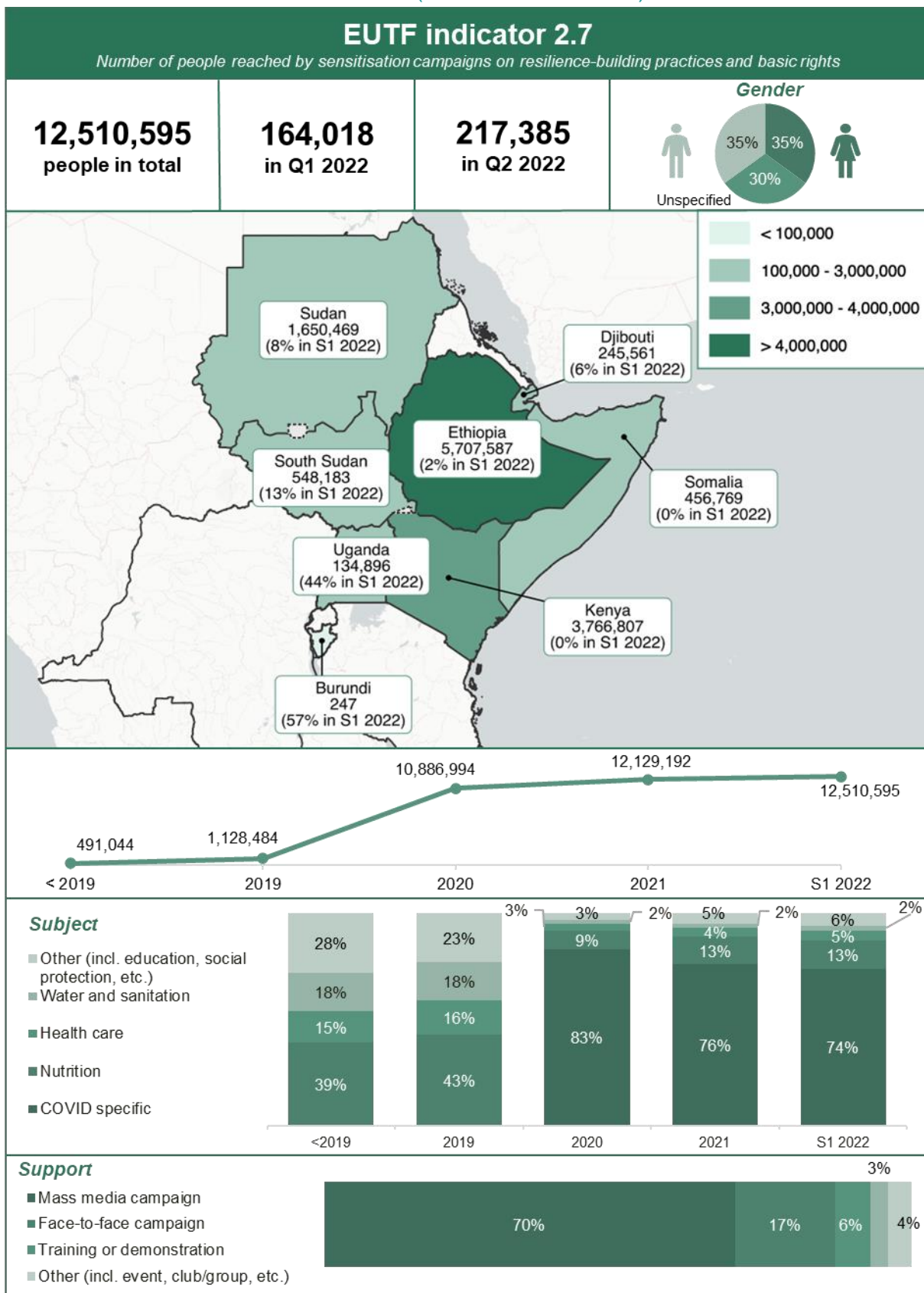
1.6.11. NUMBER OF LOCAL GOVERNMENTS AND/OR COMMUNITIES THAT ADOPT AND IMPLEMENT LOCAL DISASTER RISK REDUCTION STRATEGIES (EUTF INDICATOR 2.5)



1.6.12. NUMBER OF HECTARES OF AGRICULTURAL LAND AND PASTORAL ECOSYSTEMS WHERE SUSTAINABLE MANAGEMENT PRACTICES HAVE BEEN INTRODUCED WITH EU SUPPORT (EUTF INDICATOR 2.6)

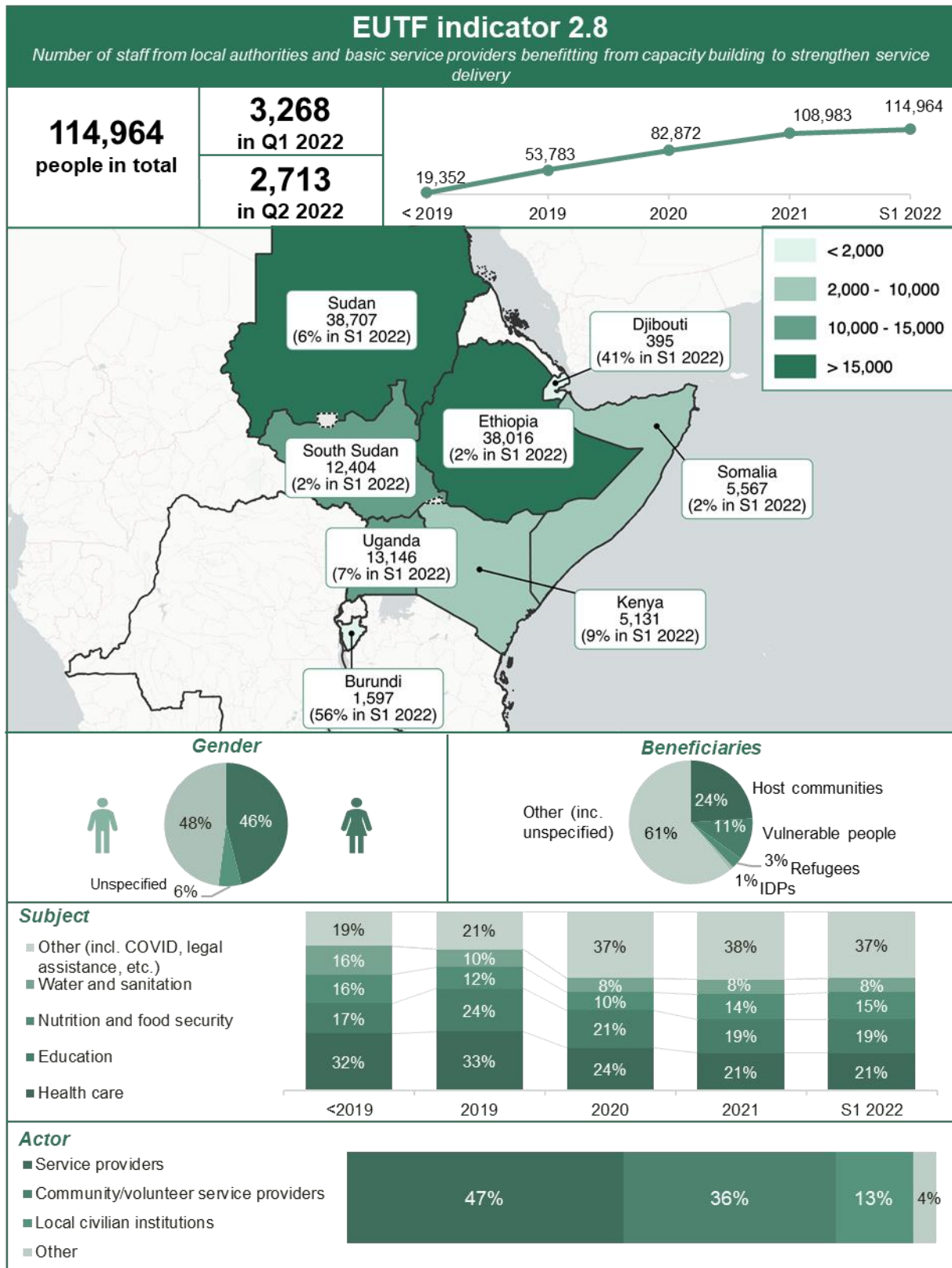


1.6.13. NUMBER OF PEOPLE REACHED BY SENSITISATION CAMPAIGNS ON RESILIENCE-BUILDING PRACTICES AND BASIC RIGHTS (EUTF INDICATOR 2.7)¹



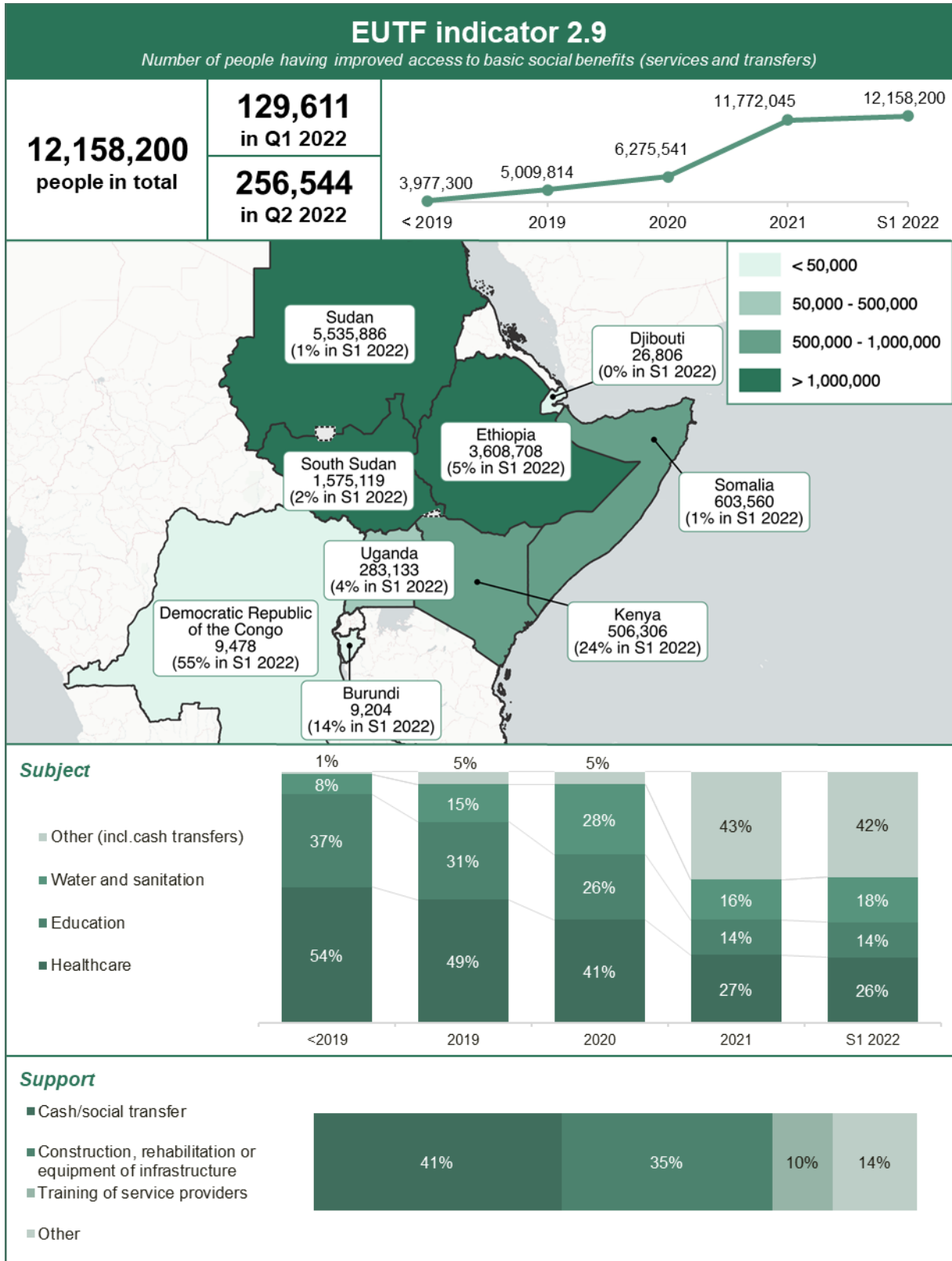
¹ The map in this visual excludes 75 reported beneficiaries for which the country is unspecified.

1.6.14. NUMBER OF STAFF FROM LOCAL AUTHORITIES AND BASIC SERVICE PROVIDERS BENEFITTING FROM CAPACITY BUILDING TO STRENGTHEN SERVICE DELIVERY (EUTF INDICATOR 2.8)¹

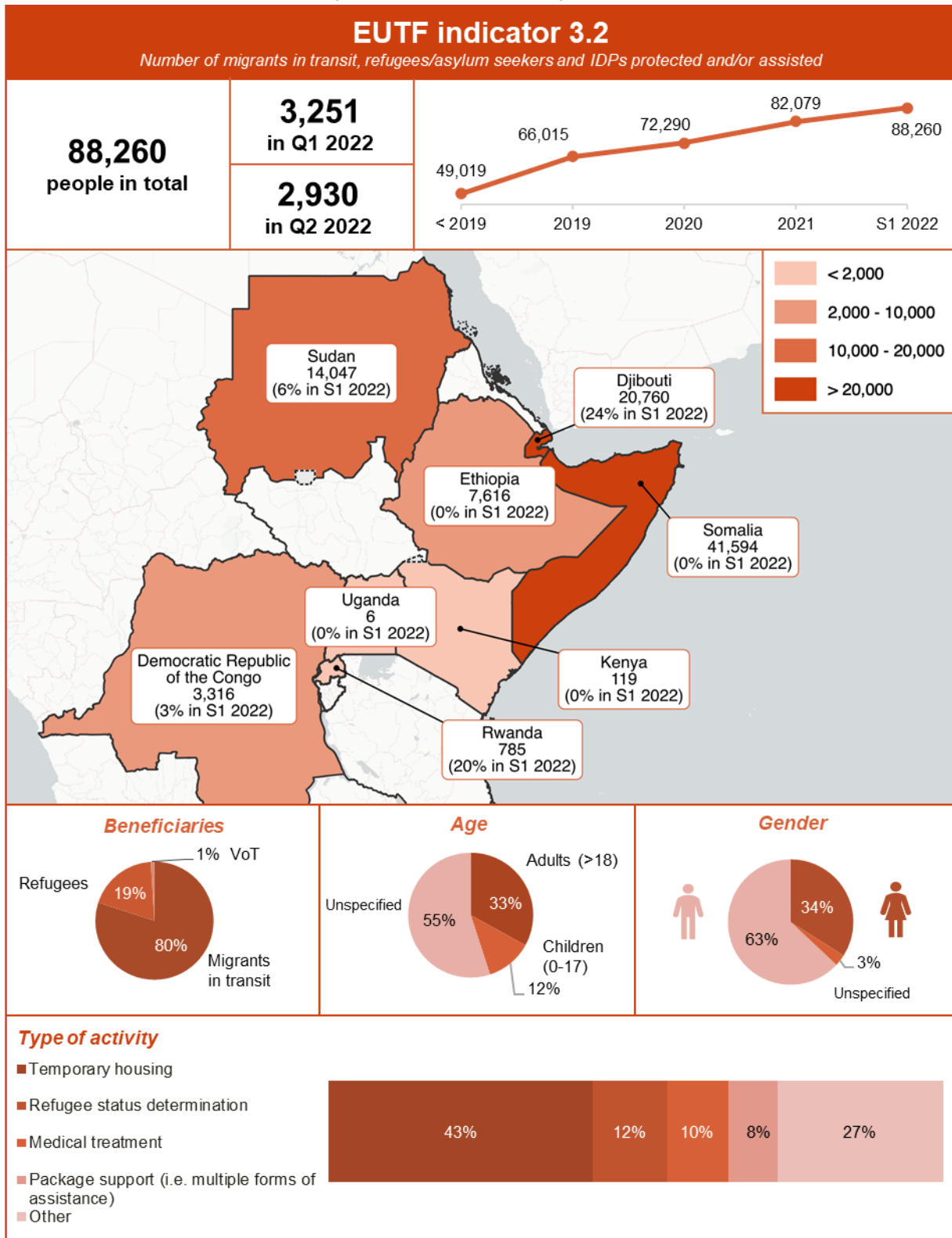


¹ The sum of the values shown in the map is less than the total output by one unit due to rounding.

1.6.15. NUMBER OF PEOPLE HAVING IMPROVED ACCESS TO BASIC SOCIAL BENEFITS (SERVICES AND TRANSFERS) (EUTF INDICATOR 2.9)

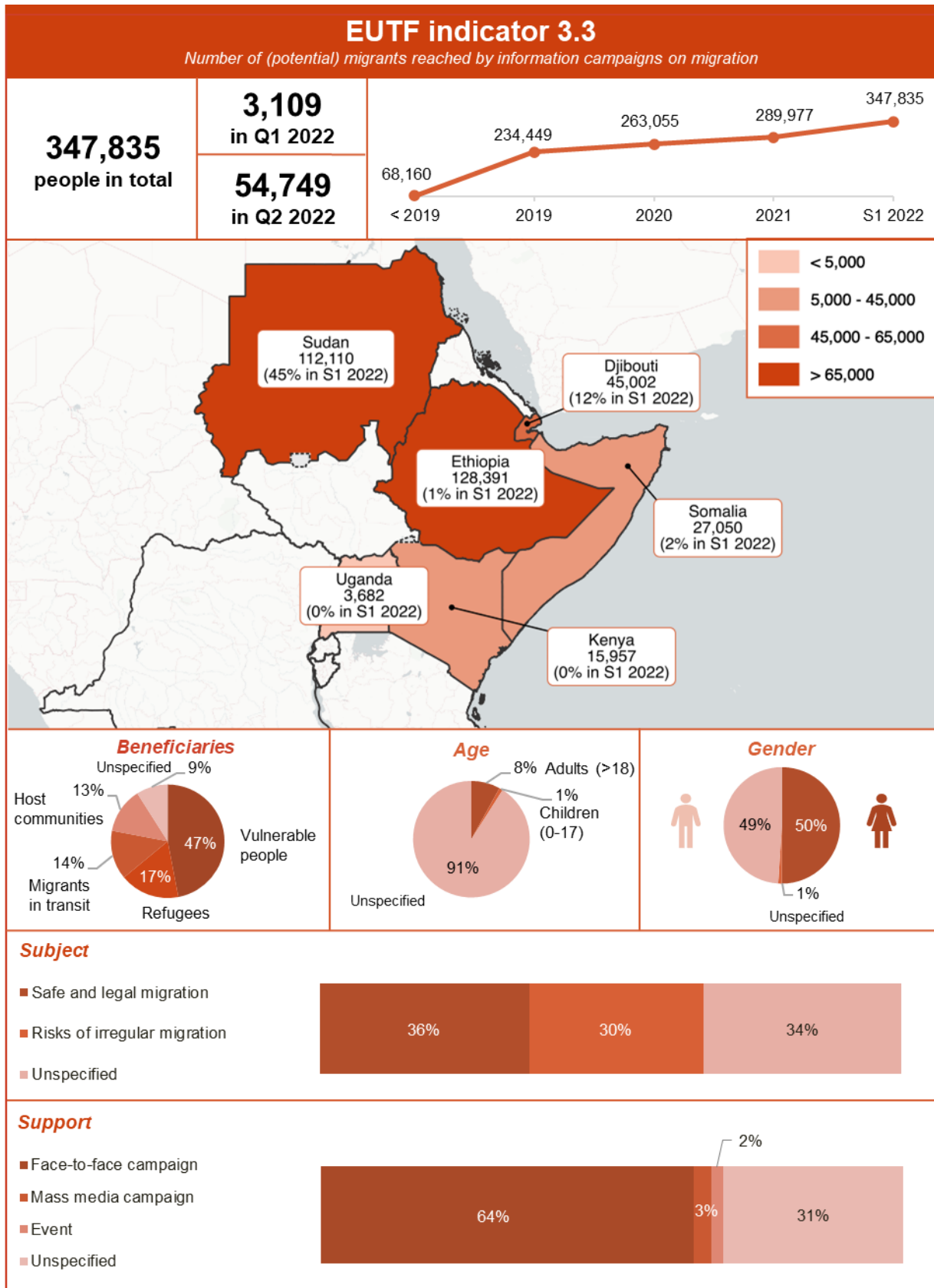


1.6.16. NUMBER OF MIGRANTS IN TRANSIT, REFUGEES/ASYLUM SEEKERS AND IDPS PROTECTED AND/OR ASSISTED (EUTF INDICATOR 3.2)¹



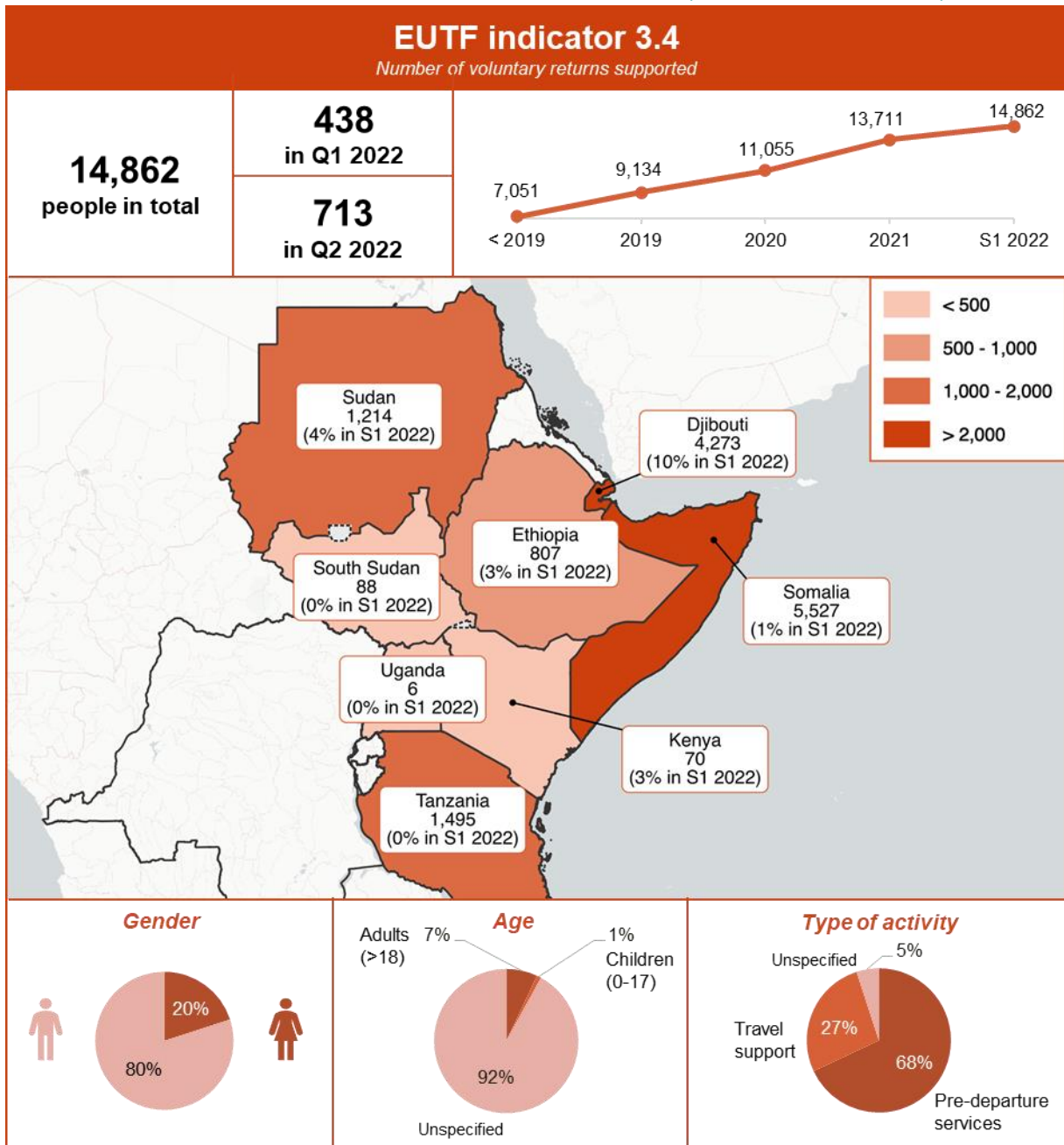
¹ The map in this visual excludes 17 reported beneficiaries for which the country is unspecified.

1.6.17. NUMBER OF (POTENTIAL) MIGRANTS REACHED BY INFORMATION CAMPAIGNS ON MIGRATION (EUTF INDICATOR 3.3)¹



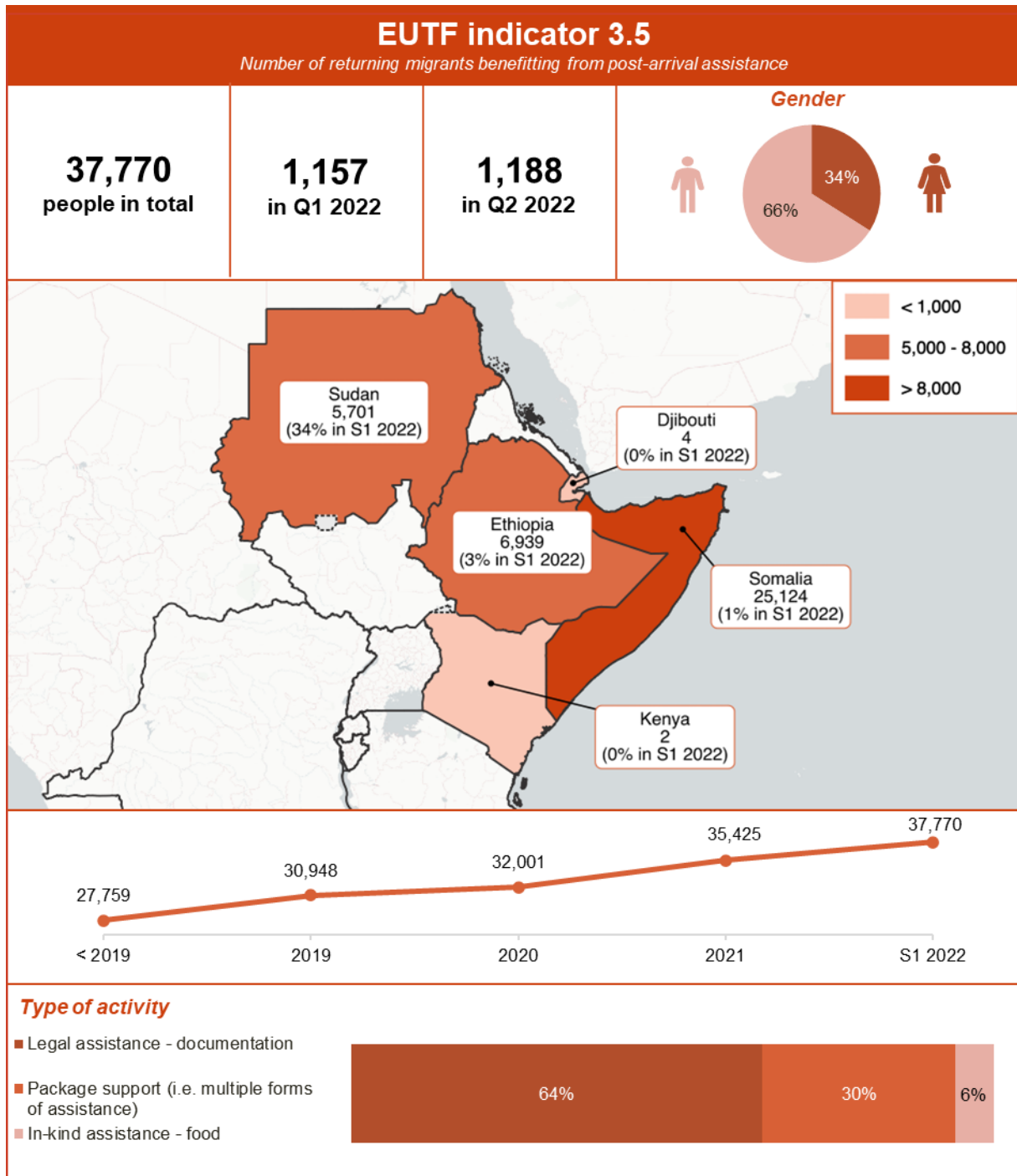
¹ The map in this visual excludes 15,643 reported beneficiaries for which the country is unspecified.

1.6.18. NUMBER OF VOLUNTARY RETURNS SUPPORTED (EUTF INDICATOR 3.4)¹

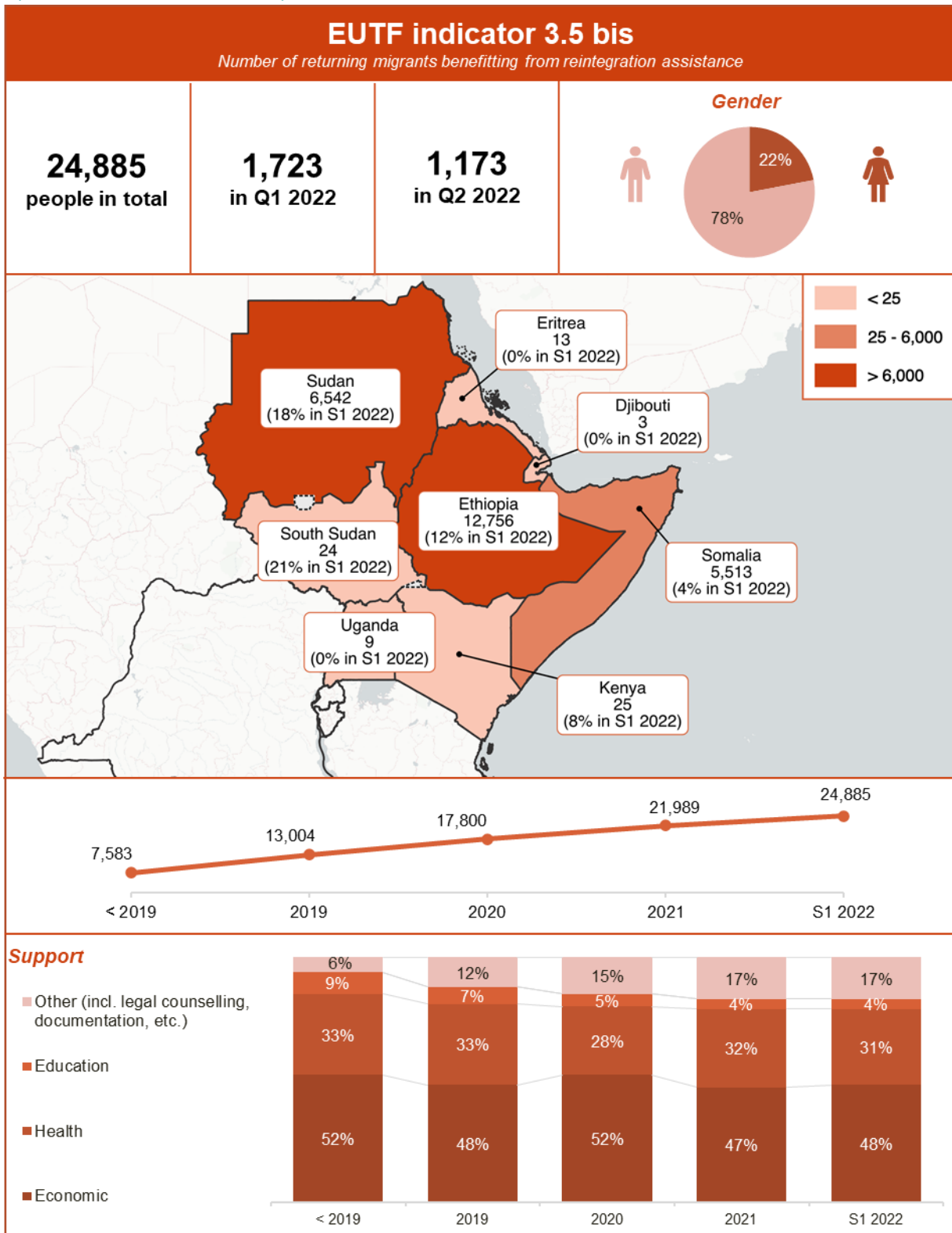


¹ The map in this visual excludes 1,382 reported beneficiaries for which the country is unspecified.

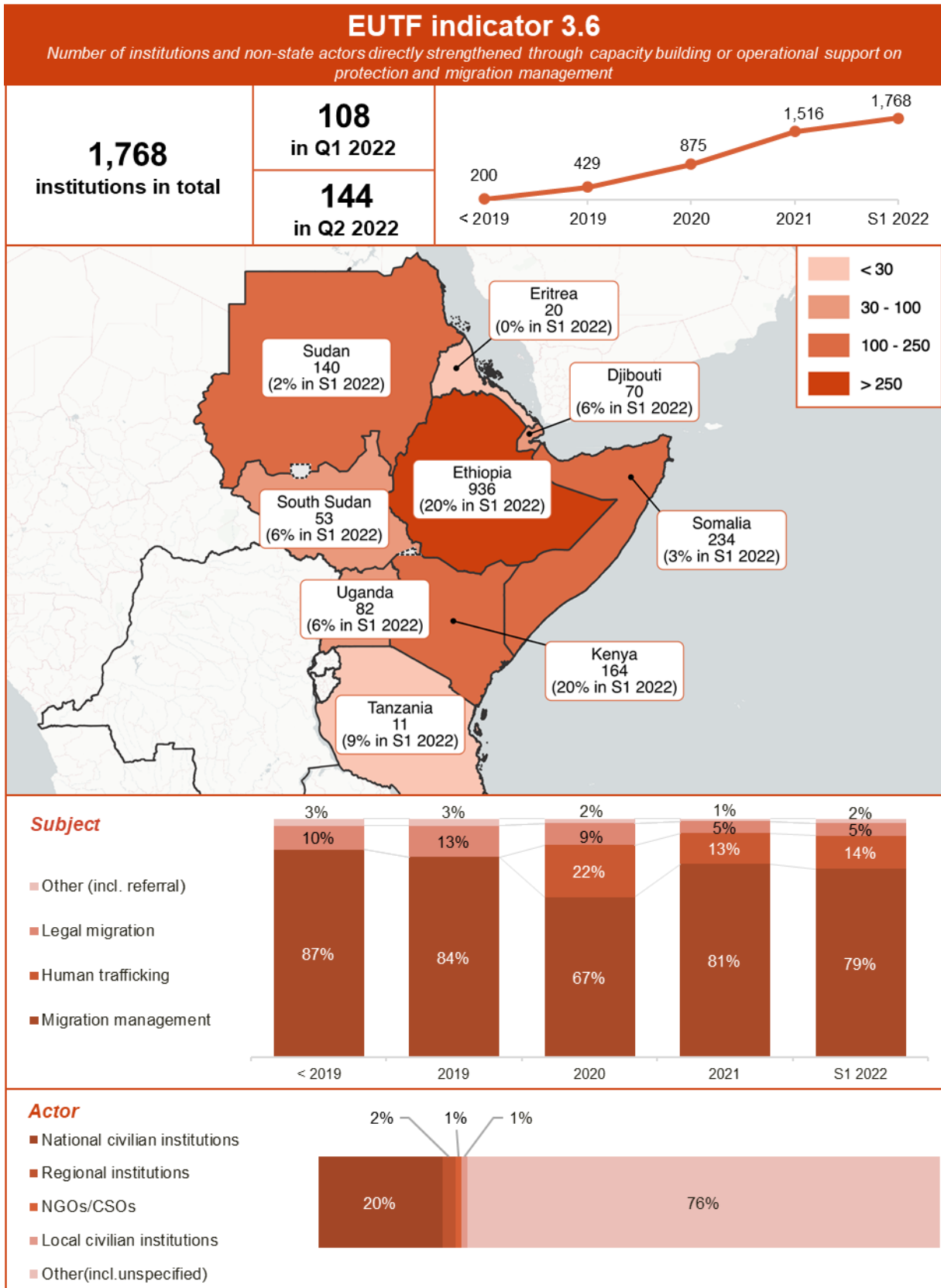
1.6.19. NUMBER OF RETURNING MIGRANTS BENEFITTING FROM POST-ARRIVAL ASSISTANCE (EUTF INDICATOR 3.5)



1.6.20. NUMBER OF RETURNING MIGRANTS BENEFITTING FROM REINTEGRATION ASSISTANCE (EUTF INDICATOR 3.5 BIS)

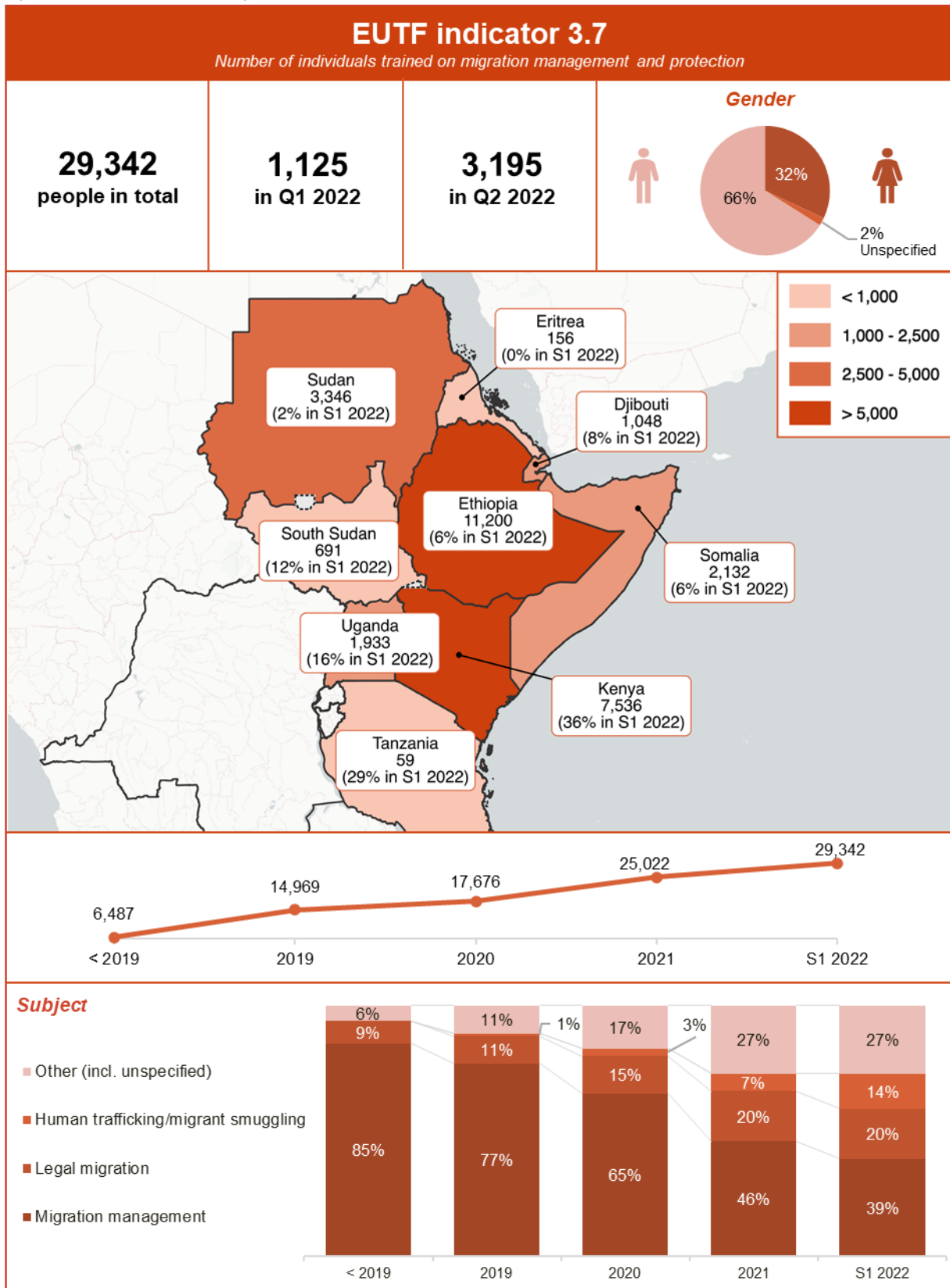


1.6.21. NUMBER OF INSTITUTIONS AND NON-STATE ACTORS DIRECTLY STRENGTHENED THROUGH CAPACITY BUILDING OR OPERATIONAL SUPPORT ON PROTECTION AND MIGRATION MANAGEMENT (EUTF INDICATOR 3.6)¹



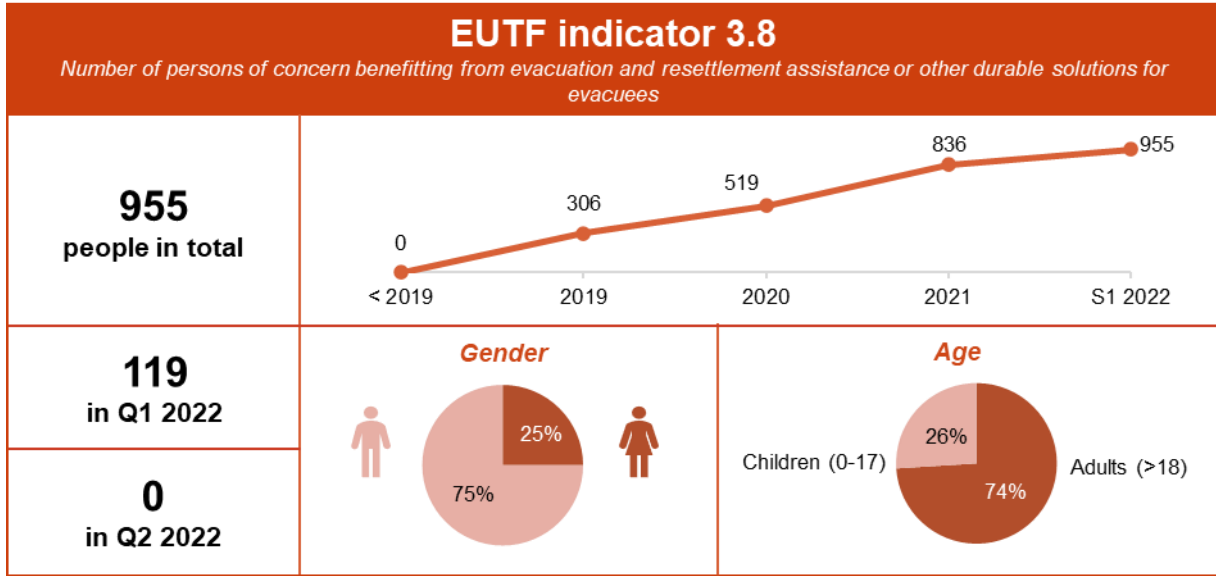
¹ The map in this visual excludes 58 reported institutions for which the country is unspecified.

1.6.22. NUMBER OF INDIVIDUALS TRAINED ON MIGRATION MANAGEMENT AND PROTECTION (EUTF INDICATOR 3.7)¹

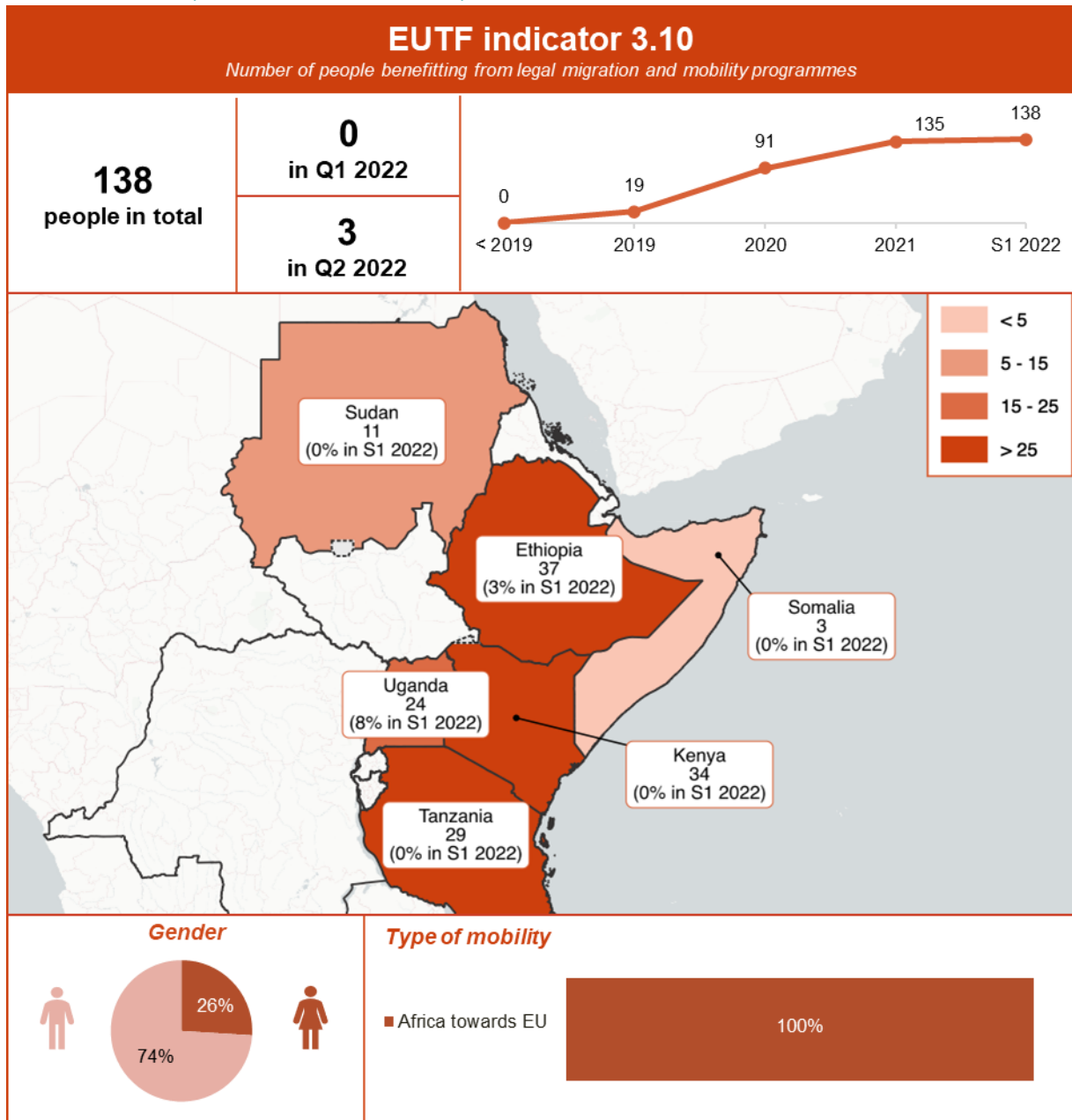


¹ The map in this visual excludes 1,241 reported beneficiaries for which the country is unspecified.

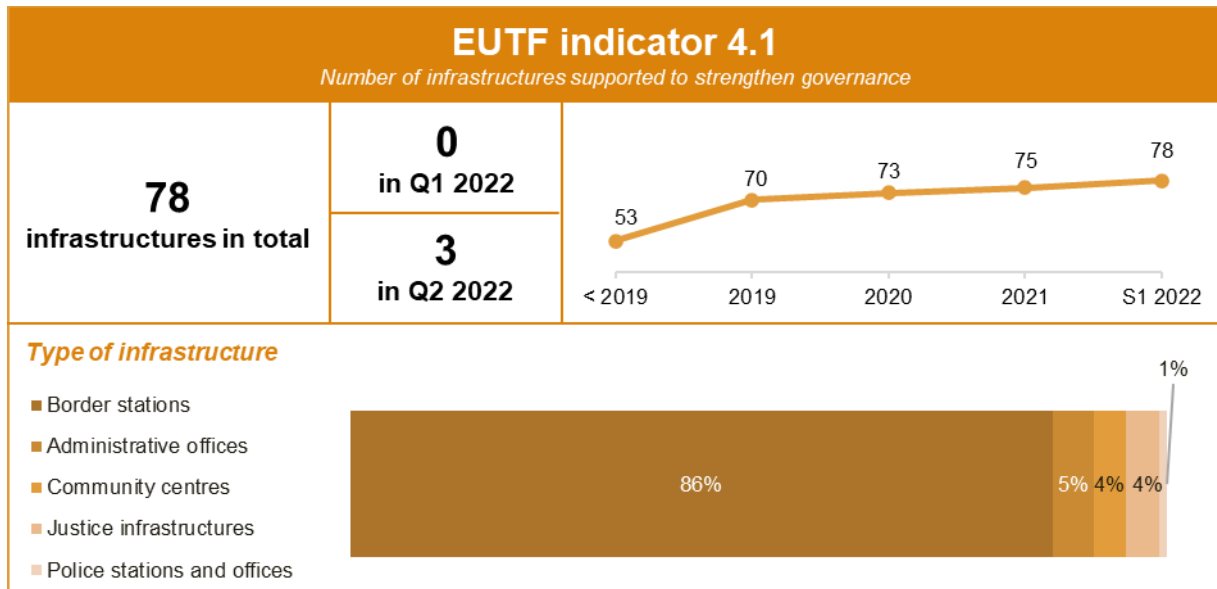
1.6.23. NUMBER OF PEOPLE OF CONCERN BENEFITTING FROM EVACUATION AND RESETTLEMENT ASSISTANCE OR OTHER DURABLE SOLUTIONS FOR EVACUEES (EUTF INDICATOR 3.8)



1.6.24. NUMBER OF PEOPLE BENEFITTING FROM LEGAL MIGRATION AND MOBILITY PROGRAMMES (EUTF INDICATOR 3.10)

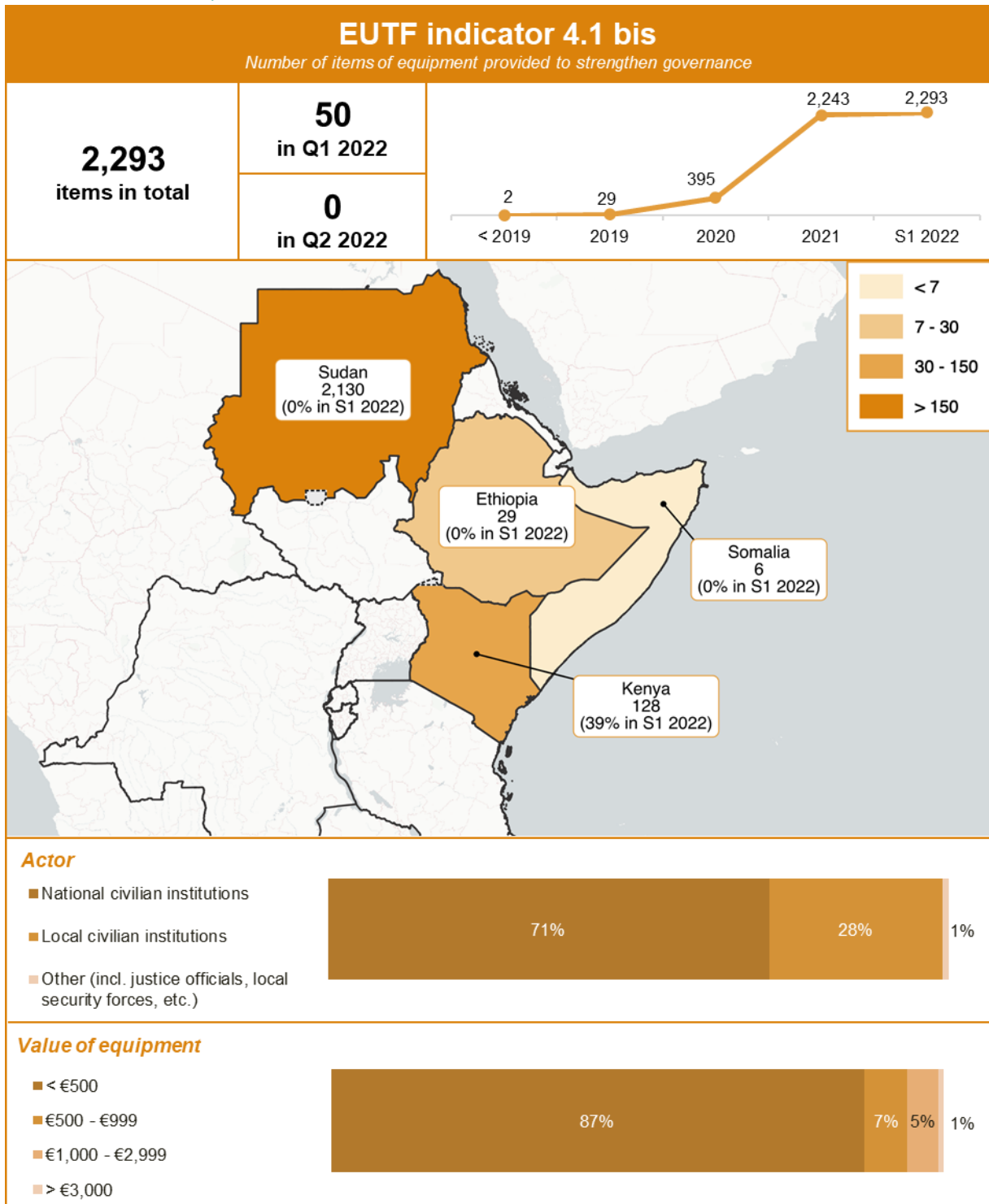


1.6.25. NUMBER OF INFRASTRUCTURES SUPPORTED TO STRENGTHEN GOVERNANCE (EUTF INDICATOR 4.1)¹

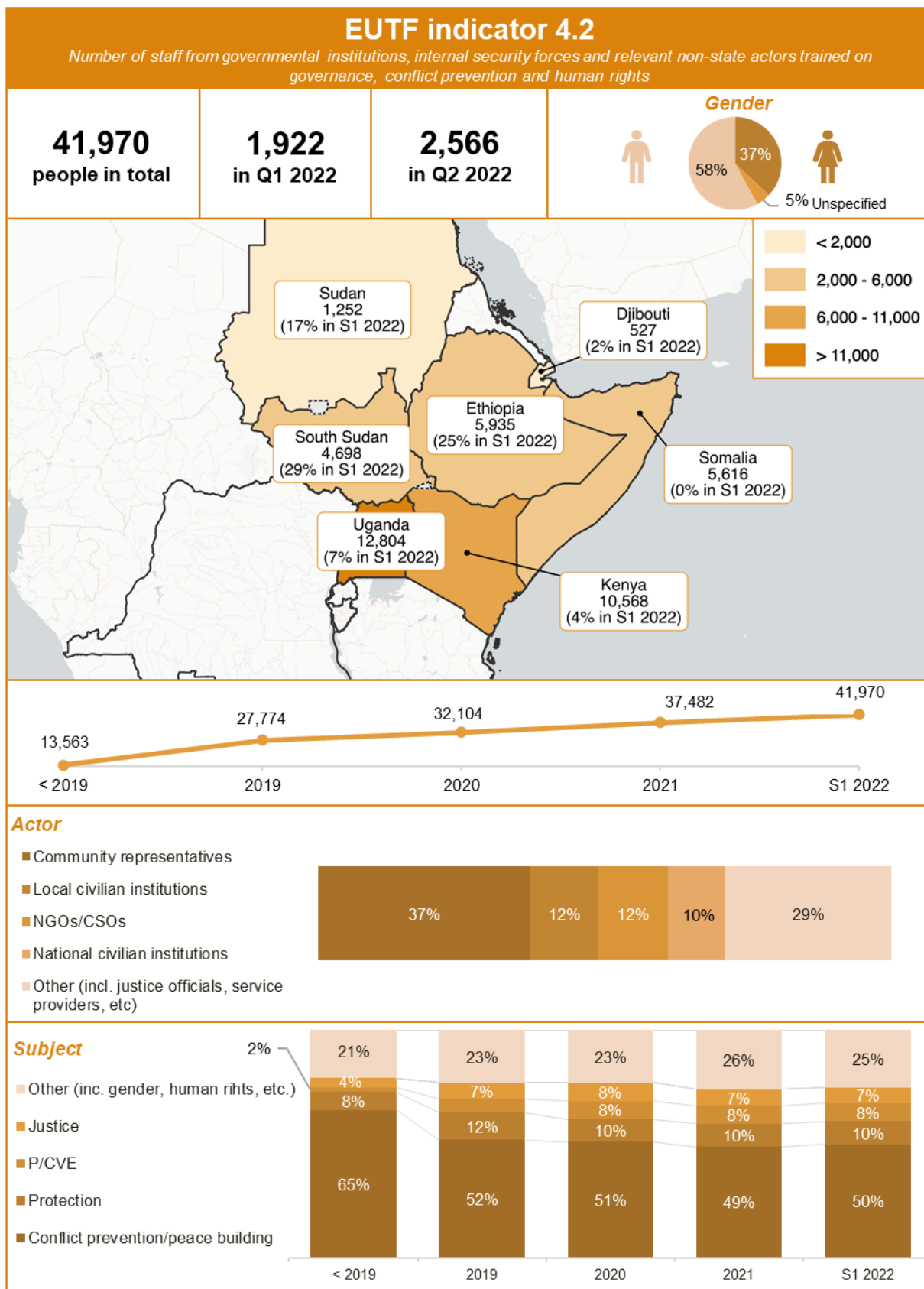


¹ The map in this visual excludes 53 reported infrastructures for which the country is unspecified.

1.6.26. NUMBER OF ITEMS OF EQUIPMENT PROVIDED TO STRENGTHEN GOVERNANCE (EUTF INDICATOR 4.1 BIS)

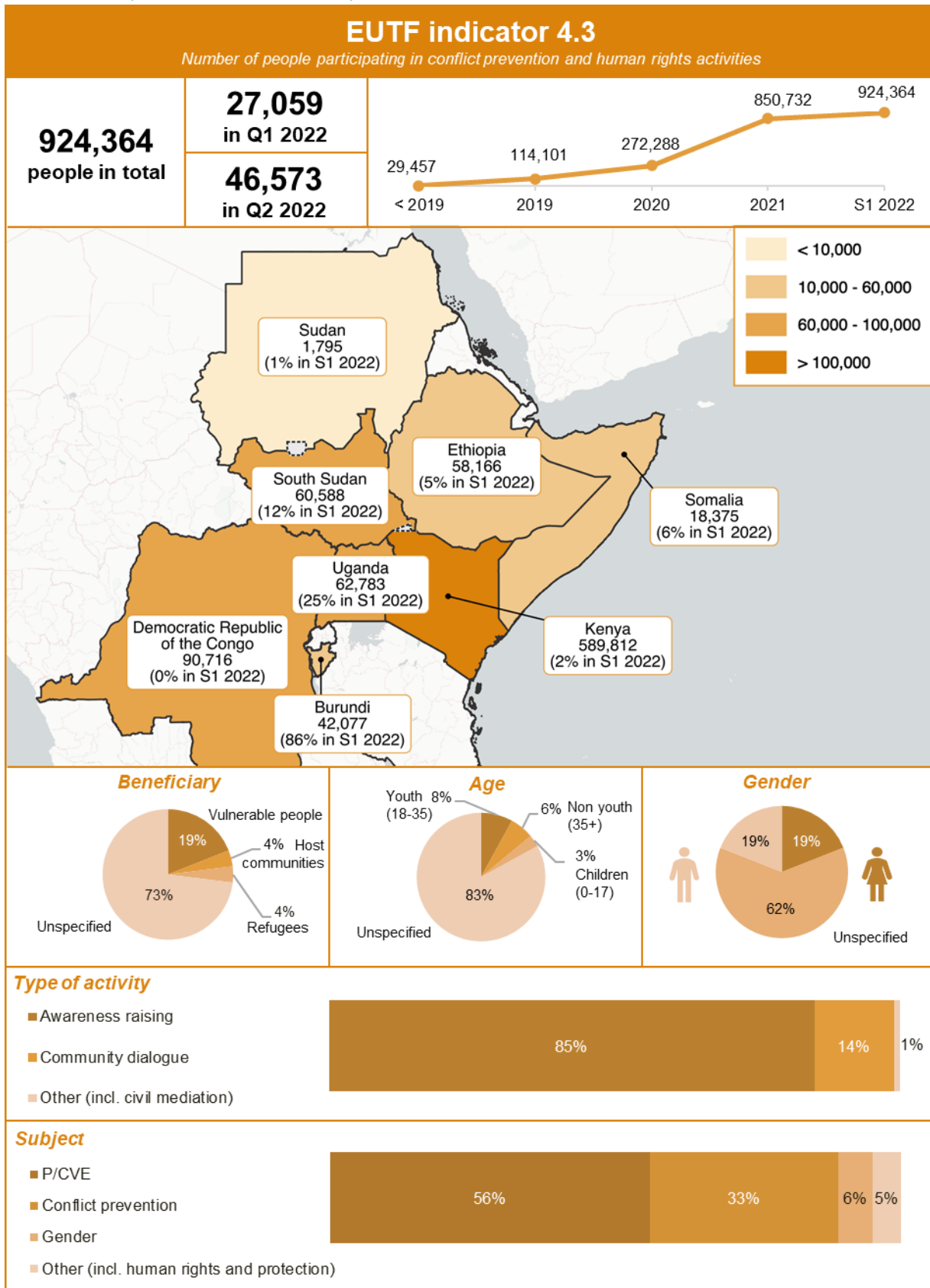


1.6.27. NUMBER OF STAFF FROM GOVERNMENTAL INSTITUTIONS, INTERNAL SECURITY FORCES AND RELEVANT NON-STATE ACTORS TRAINED ON GOVERNANCE, CONFLICT PREVENTION AND HUMAN RIGHTS (EUTF INDICATOR 4.2)¹



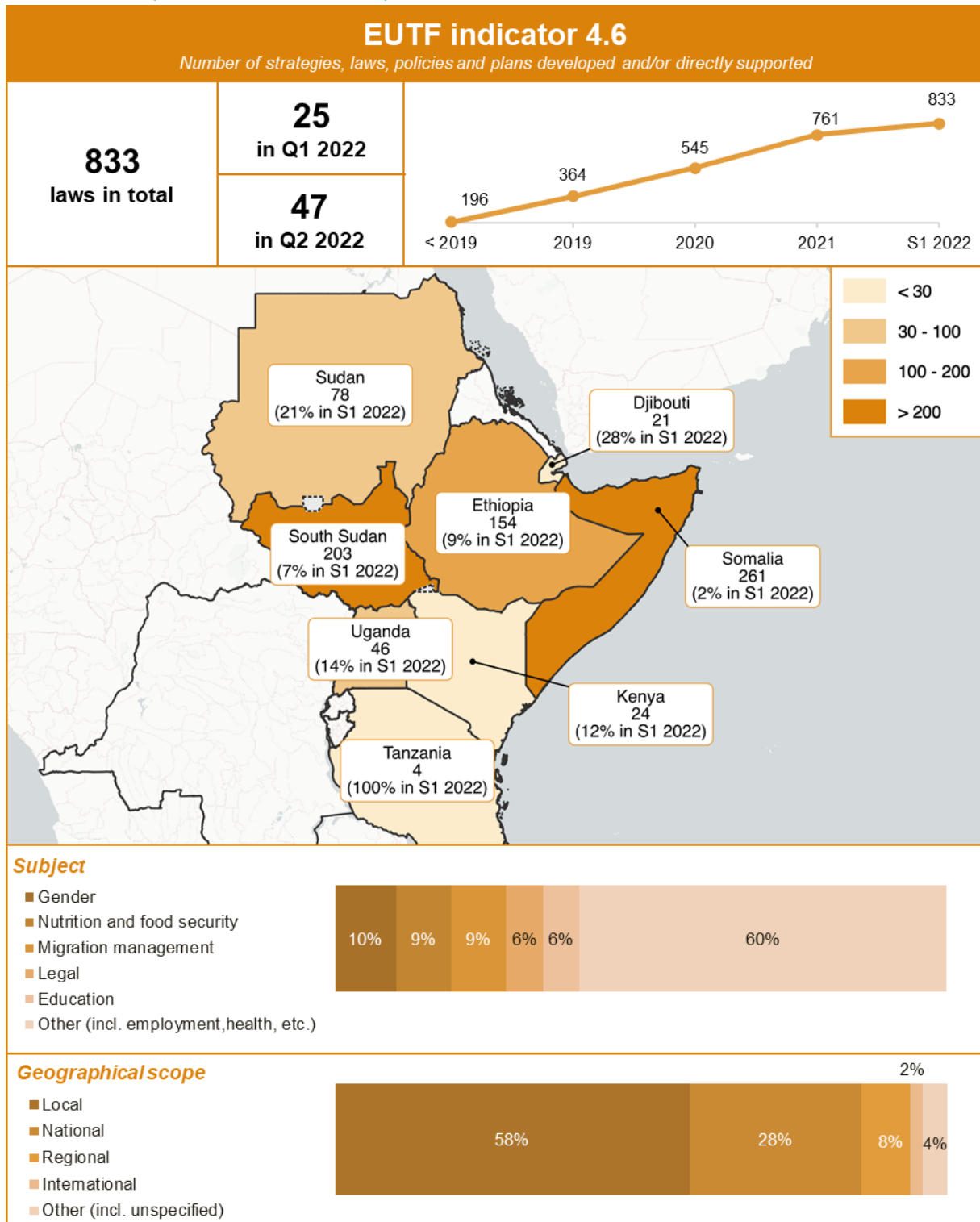
¹ The map in this visual excludes 570 reported staff for which the country is unspecified.

1.6.28. NUMBER OF PEOPLE PARTICIPATING IN CONFLICT PREVENTION AND HUMAN RIGHTS ACTIVITIES (EUTF INDICATOR 4.3)¹



¹ The map in this visual excludes 52 reported beneficiaries for which the country is unspecified.

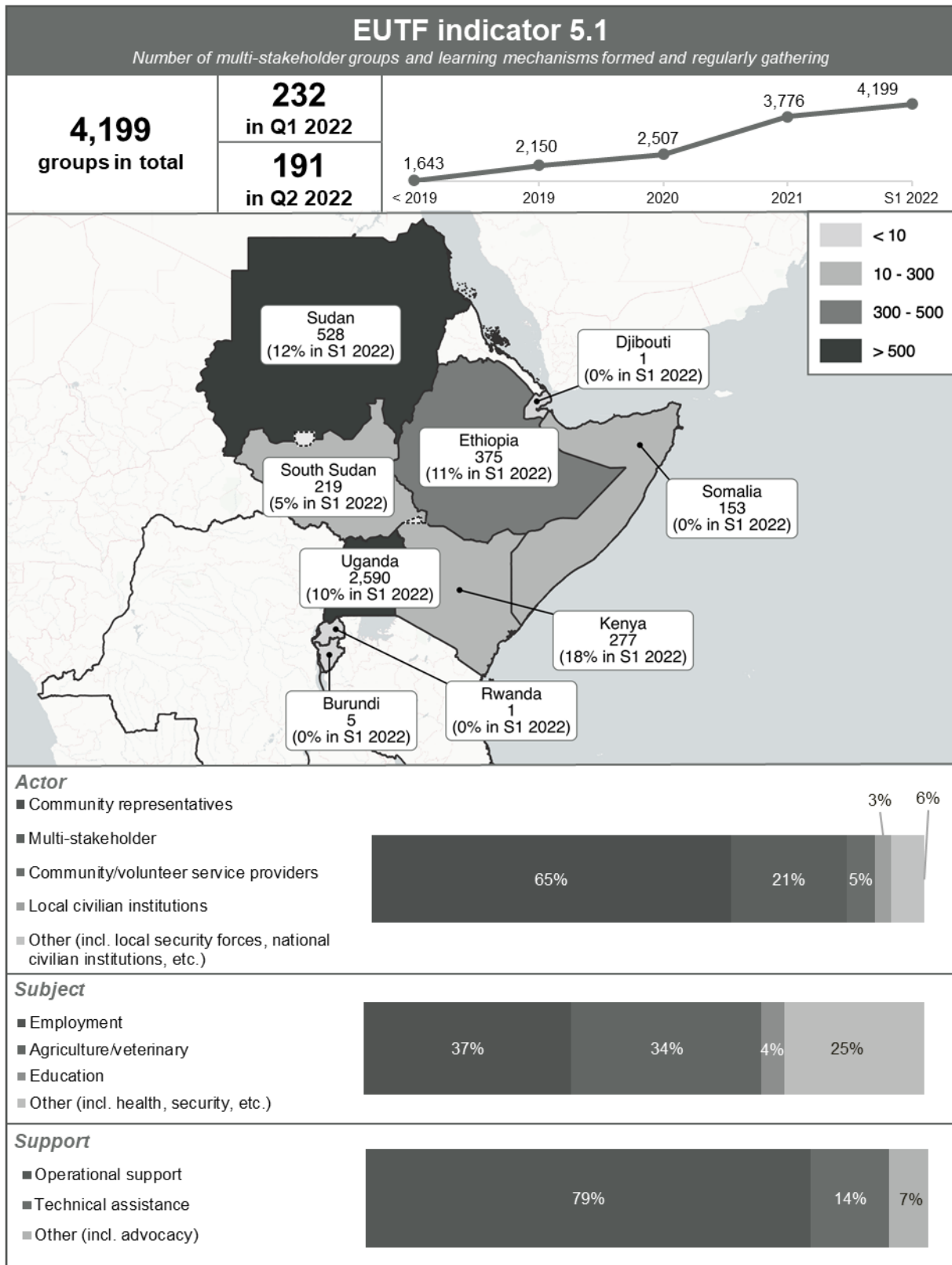
1.6.29. NUMBER OF STRATEGIES, LAWS, POLICIES AND PLANS DEVELOPED AND/OR DIRECTLY SUPPORTED (EUTF INDICATOR 4.6)^{1,2}



¹ The map in this visual excludes 41 reported laws/strategies for which the country is unspecified.

² The sum of the values shown in the map and in the above footnote is less than the total output by one unit due to rounding.

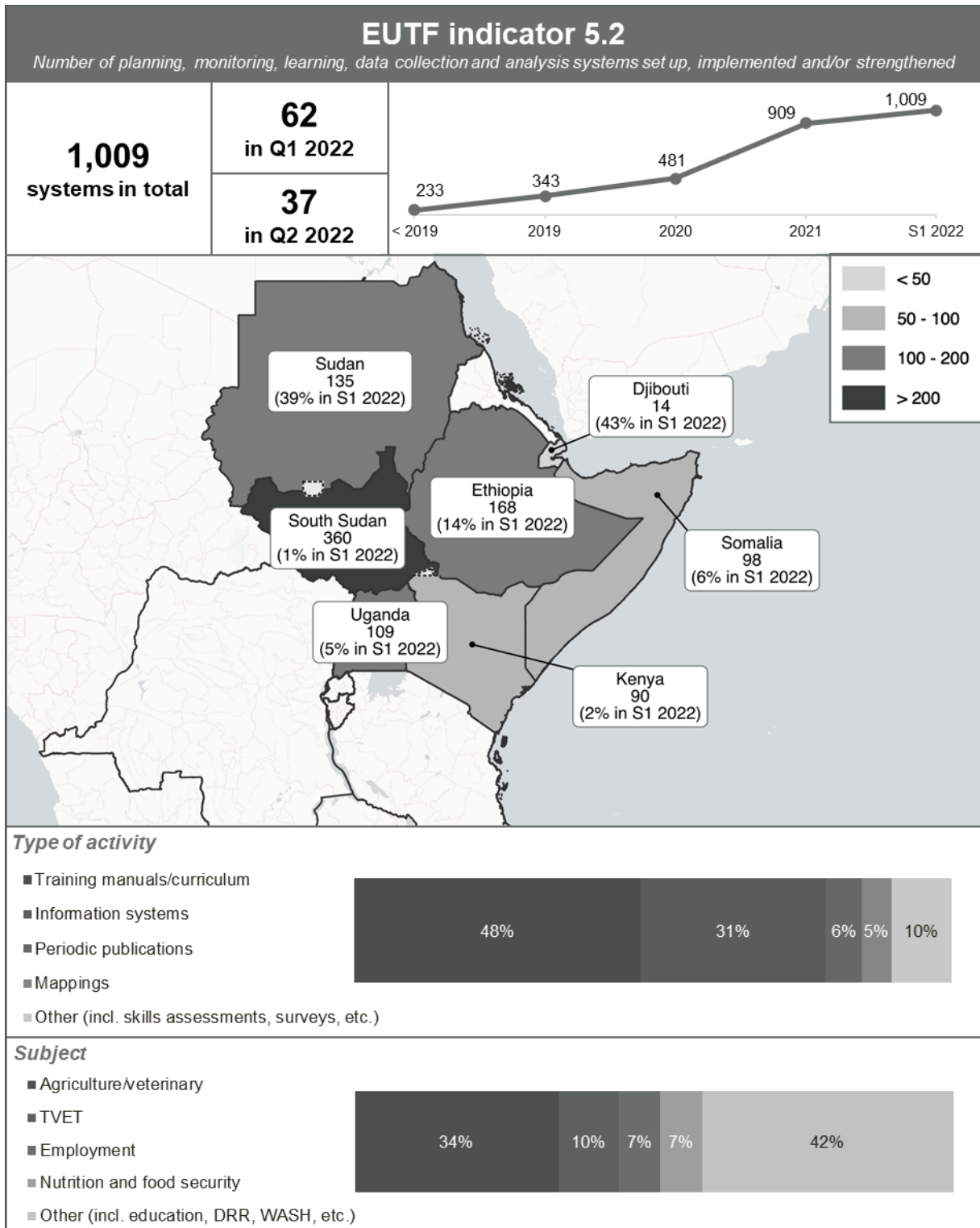
1.6.30. NUMBER OF MULTI-STAKEHOLDER GROUPS AND LEARNING MECHANISMS FORMED AND REGULARLY GATHERING (EUTF INDICATOR 5.1)^{1,2}



¹ The map in this visual excludes 52 reported groups for which the country is unspecified.

² The sum of the values shown in the map and in the above footnote exceed the total output by two units due to rounding.

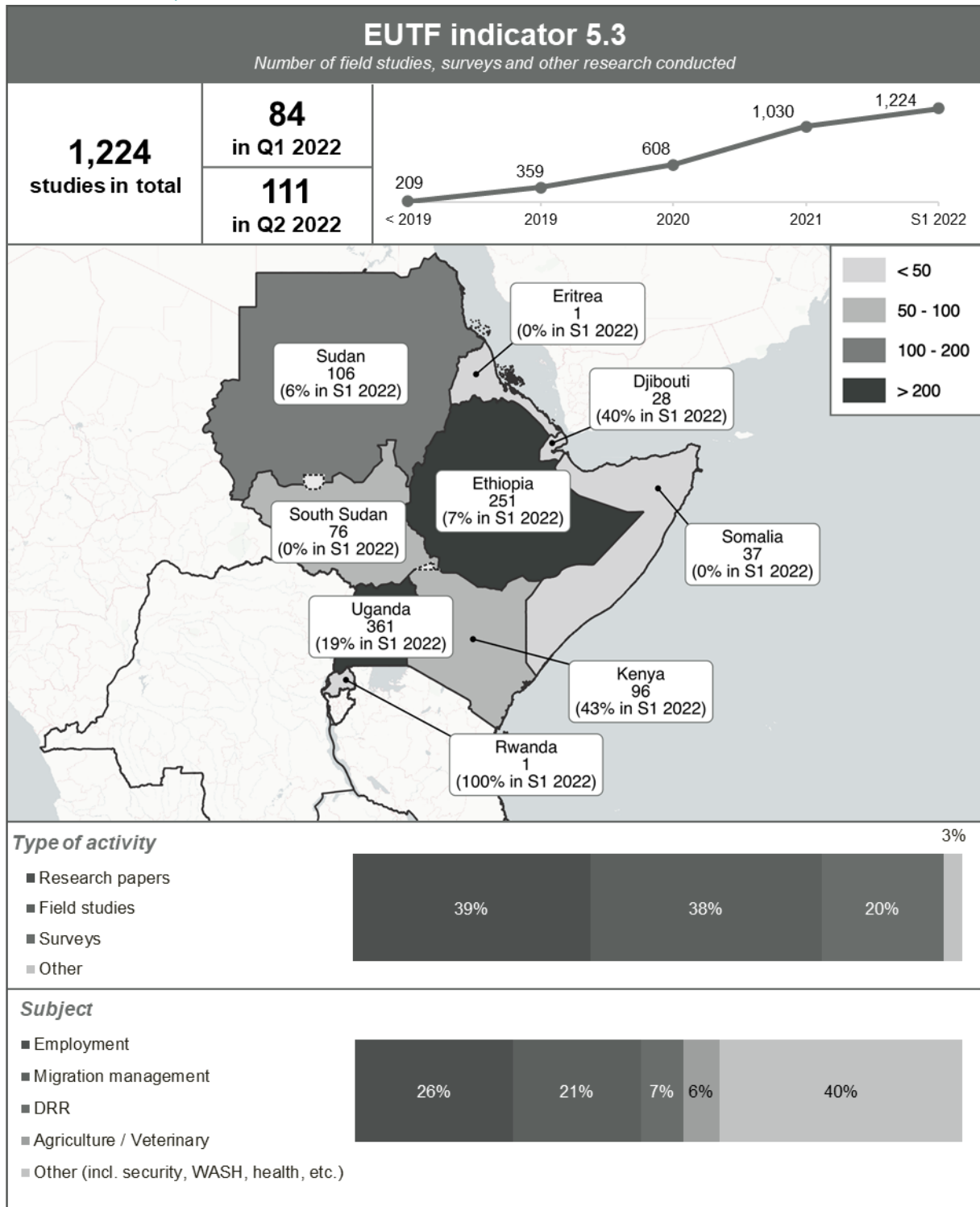
1.6.31. NUMBER OF PLANNING, MONITORING, LEARNING, DATA COLLECTION AND ANALYSIS SYSTEMS SET UP, IMPLEMENTED AND/OR STRENGTHENED (EUTF INDICATOR 5.2)^{1,2}



¹ The map in this visual excludes 35 reported systems for which the country is unspecified.

² The sum of Q1 and Q2 2022 data is less than the difference between the cumulative totals as of the end of 2021 and the end of S1 2022 by one unit due to rounding.

1.6.32. NUMBER OF FIELD STUDIES, SURVEYS AND OTHER RESEARCH CONDUCTED (EUTF INDICATOR 5.3)^{1,2,3}

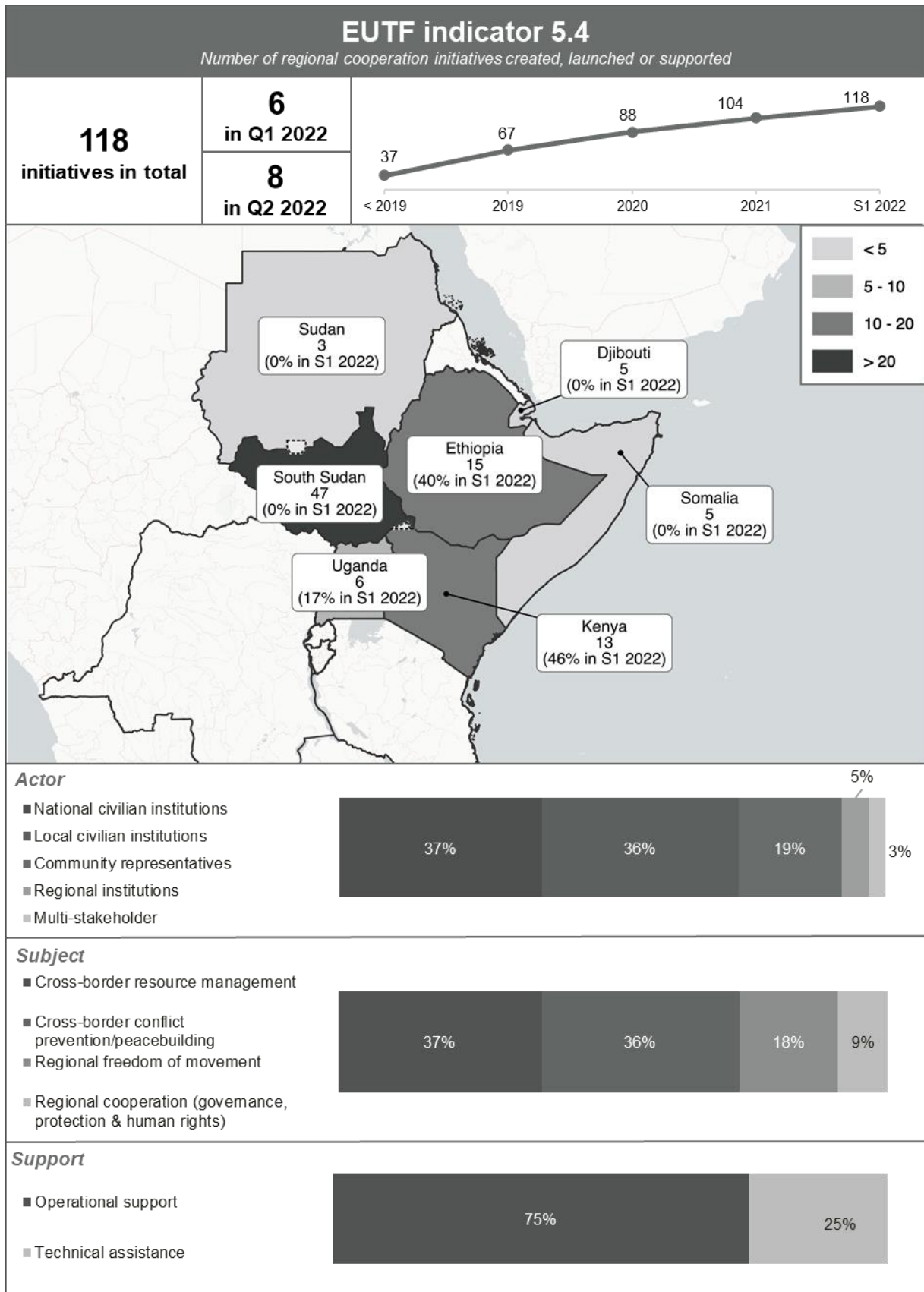


¹ The map in this visual excludes 268 reported studies for which the country is unspecified.

² The sum of the values shown in the map and in the above footnote exceed the total output by one unit due to rounding.

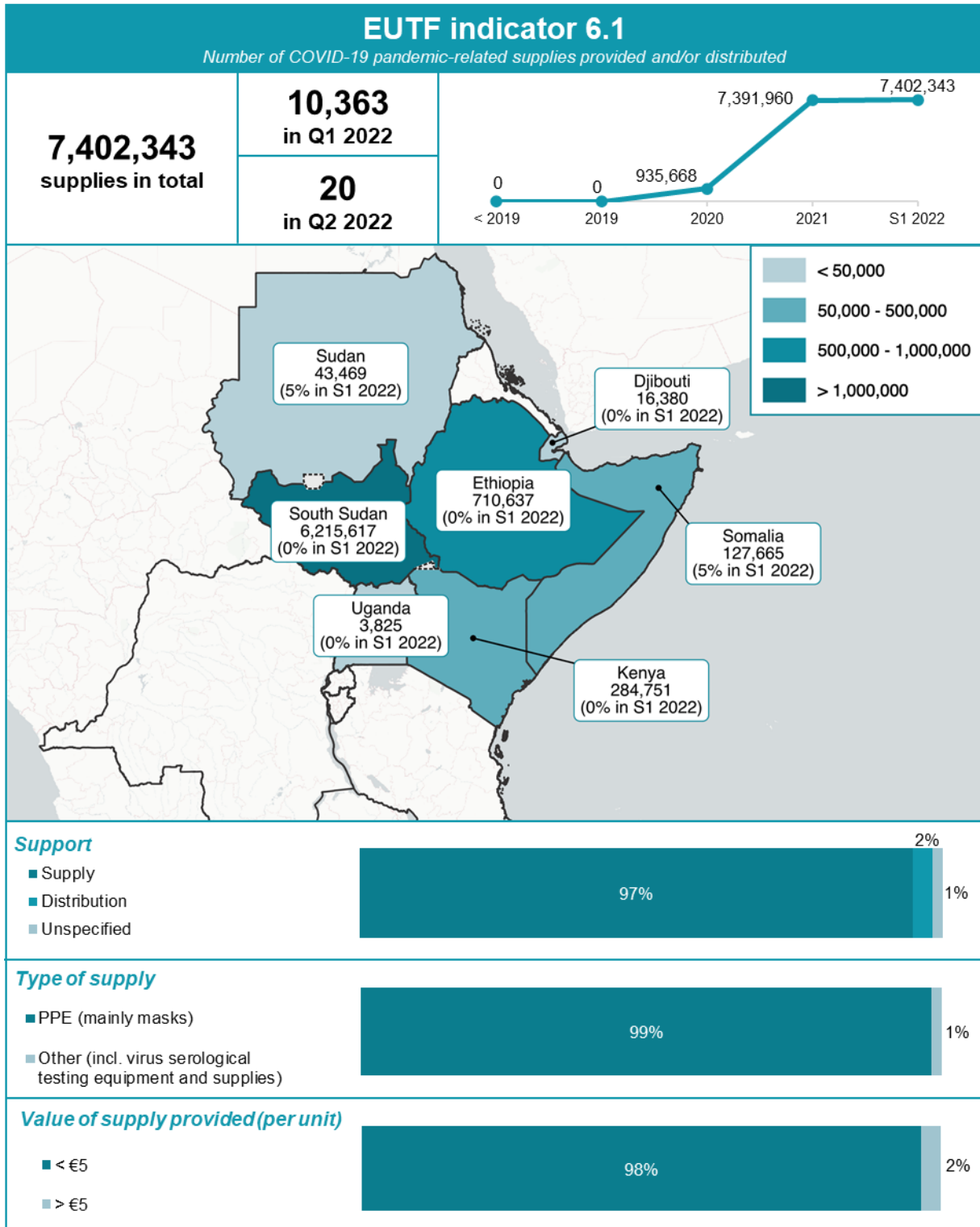
³ The sum of Q1 and Q2 2022 data exceeds the difference between the cumulative totals as of the end of 2021 and the end of S1 2022 by one unit due to rounding.

1.6.33. NUMBER OF REGIONAL COOPERATION INITIATIVES CREATED, LAUNCHED OR SUPPORTED (EUTF INDICATOR 5.4)¹



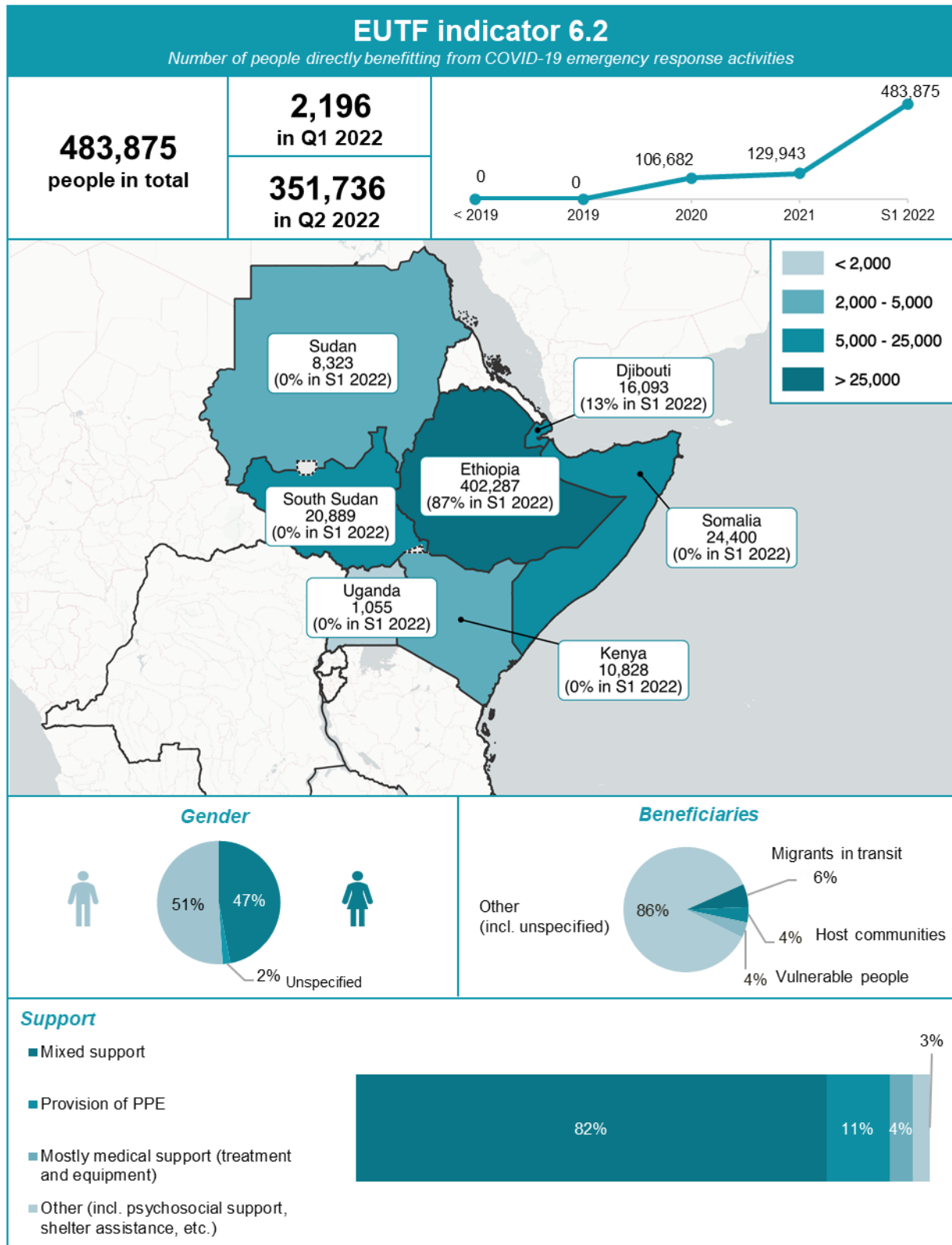
¹ The map in this visual excludes 24 reported initiatives for which the country is unspecified.
EUTF MLS HoA S1 2022 REPORT – ANNEXES

1.6.34. NUMBER OF COVID-19 PANDEMIC-RELATED SUPPLIES PROVIDED AND/OR DISTRIBUTED (EUTF INDICATOR 6.1)¹



¹ The sum of the values shown in the map exceed the total output by one unit due to rounding.

1.6.35. NUMBER OF PEOPLE DIRECTLY BENEFITTING FROM COVID-19 EMERGENCY RESPONSE ACTIVITIES (EUTF INDICATOR 6.2)



1.6.36. NUMBER OF ENTITIES BENEFITTING FROM COVID-19 EMERGENCY RESPONSE ACTIVITIES (EUTF INDICATOR 6.3)

