



EUTF Monitoring and Learning System Horn of Africa

Annexes

2022 ANNUAL REPORT

COVERING UNTIL 31 DECEMBER 2022

Altai Consulting for the European Union – June 2023



Funded by
the European Union



© 2023 Altai Consulting. All rights reserved.

Licensed to the European Union under conditions.

Unless specified otherwise, all pictures in this report are credited to Altai Consulting.

This publication was produced with the financial support of the European Union through the European Union Emergency Trust Fund for Africa (EUTF). Its contents are the sole responsibility of Altai Consulting and do not necessarily reflect the views of the European Union.

Cover photo: A farmer supported by FAO (through the CRRF KE Self-Reliance project) to grow assorted crops in a horticulture farm in Kalobeyei settlement, Turkana County, Kenya.

© FAO

ALTAI CONSULTING

Altai Consulting provides research and monitoring & evaluation services to public institutions and international organisations in developing countries.

Our teams operate in more than 50 countries in Africa, the Middle East and Central Asia. Since its inception 19 years ago, Altai Consulting has developed a strong focus on migration, governance and sustainable development research and programme evaluations.

Contact Details:

Justine Rubira (Director): jrubira@altaiconsulting.com

Eric Davin (Altai Partner): edavin@altaiconsulting.com

www.altaiconsulting.com

CONTENTS

ANNEXES	4
1.1. List of projects in the report	4
1.2. New projects in the 2022 annual report	13
1.3. Completed programmes in the 2022 annual report.....	21
1.4. List of indicators	25
1.5. Changes and corrections.....	26
1.6. One pager per indicator.....	40

ANNEXES

1.1. LIST OF PROJECTS IN THE REPORT¹

Programme Name	EUTF ID	Project Name	Lead IP	EUTF Budget
Regional				
Better Migration Management Programme (BMM)	<i>T05-EUTF-HoA-REG-09-01</i>	<i>Better Migration Management Programme – GIZ (BMM)</i>	GIZ	€40,000,000 (completed)
	<i>T05-EUTF-HoA-REG-78-01</i>	<i>Better Migration Management Programme Phase II – GIZ (BMM II)</i>	GIZ	€30,000,000 (completed)
Research and Evidence Facility (SOAS)	<i>T05-EUTF-HoA-REG-10-01</i>	<i>Research and Evidence Facility (REF)</i>	SOAS	€3,642,364 (completed)
	<i>T05-EUTF-HoA-REG-10-02</i>	<i>Research and Evidence Facility (REF II)</i>	SOAS	€2,957,636
Towards Free Movement of Persons and Transhumance (Free Movement)	<i>T05-EUTF-HoA-REG-19-02</i>	<i>Free Movement of persons and Transhumance in the IGAD Region - Improving Opportunities for Regular Labour Mobility (Free Movement ILO)</i>	ILO	€7,850,000
	<i>T05-EUTF-HoA-REG-19-01</i>	<i>Towards Free Movement of Persons and Transhumance in the IGAD Region - Direct Grant to IGAD (Free Movement IGAD)</i>	IGAD	€6,800,000
Strengthening the ability of IGAD to promote resilience (Strengthening Resilience)	<i>T05-EUTF-HoA-REG-20-02</i>	<i>Strengthening the ability of IGAD to promote resilience in the Horn of Africa - Direct Grant to IGAD (Strengthening Resilience IGAD)</i>	IGAD	€1,400,000 (completed)
	<i>T05-EUTF-HoA-REG-20-01</i>	<i>Strengthening the ability of IGAD to promote resilience in the Horn of Africa - Delegation agreement to GIZ (Strengthening Resilience GIZ)</i>	GIZ	€2,100,000 (completed)
EU-IOM Joint Initiative	<i>T05-EUTF-HoA-REG-25-01</i>	<i>EU-IOM Joint Initiative for Migrant Protection and Reintegration in the Horn of Africa (previously called Regional Reintegration Facility) (EU-IOM JI)</i>	IOM	€64,702,979 (completed)
Collaboration in Cross-Border Areas of the Horn of Africa (Cross-Border)	<i>T05-EUTF-HoA-REG-26-01</i>	<i>Regional Approaches for Sustainable Conflict Management and Integration (Cross-Border PACT RASMI)</i>	PACT	€2,672,250 (completed)
	<i>T05-EUTF-HoA-REG-26-02</i>	<i>Building Opportunities for Resilience in the Horn of Africa (Cross-Border BORESHA DRC)</i>	DRC	€13,141,362 (completed)
	<i>T05-EUTF-HoA-REG-26-03</i>	<i>Collaboration in Cross-Border Areas: Cluster I-Lot 1 (Cross-Border PACT SEEK)</i>	PACT	€2,709,784 (completed)
	<i>T05-EUTF-HoA-REG-26-04</i>	<i>Collaboration in cross-border areas of the horn of Africa region: the Southwest Ethiopia-Northwest Kenya border (Cross-Border VSFG)</i>	VSFG	€12,000,000 (completed)
	<i>T05-EUTF-HoA-REG-26-05</i>	<i>Support for effective cooperation and coordination of cross-border initiatives in Southwest Ethiopia, Northwest Kenya, Marsabit-Borana & Dawa, and Kenya-Somalia-Ethiopia (Cross-Border UNDP SECCC)</i>	UNDP	€5,665,288 (completed)
	<i>T05-EUTF-HoA-REG-26-06</i>	<i>Cross-border cooperation between Ethiopia and Kenya for conflict prevention and peacebuilding in Marsabit-Moyale cluster (Cross-Border UNDP Peace)</i>	UNDP	€2,099,936 (completed)
	<i>T05-EUTF-HoA-REG-26-07</i>	<i>Cross Border Collaboration Programme in Western Ethiopia And Eastern Sudan (Cross-Border GIZ)</i>	GIZ	€15,900,000 (completed)
	<i>T05-EUTF-HoA-REG-26-08</i>	<i>Regional Approaches for Sustainable conflict Management and Integration – Phase II (Cross-Border PACT RASMI II)</i>	PACT	€1,000,000 (completed)
	<i>T05-EUTF-HoA-REG-26-09</i>	<i>Building opportunities for resilience in the Horn of Africa – Phase II (Cross-Border BORESHA II DRC)</i>	DRC	€3,000,000 (completed)
	<i>T05-EUTF-HoA-REG-26-10</i>	<i>Selam, Ekisil – Phase II (Cross-Border PACT SEEK II)</i>	PACT	€3,137,520
	<i>T05-EUTF-HoA-REG-26-11</i>	<i>Building opportunities for resilience in the Horn of Africa – Phase III (Cross-Border BORESHA III DRC)</i>	DRC	€4,800,000
Monitoring and Learning System for the EUTF Horn of Africa	<i>T05-EUTF-HoA-REG-28-01</i>	<i>Monitoring and Learning System for the EUTF Horn of Africa (EUTF MLS)</i>	Altai	€3,366,200 (completed)
	<i>T05-EUTF-HoA-REG-28-02</i>	<i>Monitoring and Learning System II</i>	Altai	€3,429,850

¹ Projects that are included in MLS reporting for the first time in the 2022 Annual Report are stylised in bold font. Completed projects are stylised in italic grey font.

IGAD Promoting Peace and Stability in the Horn of Africa (IPPSHAR)	T05-EUTF-HOA-REG-36-02	IGAD Promoting Peace and Stability in the Horn of Africa Region (IPPSHAR ADA)	ADA	€25,248,000
	T05-EUTF-HOA-REG-36-01	Supporting the IGAD Secretariat in the area of Peace and Security (IPPSHAR IGAD)	IGAD	€4,819,762 (completed)
	T05-EUTF-HOA-REG-36-03	Supporting the IGAD Secretariat in the area of Peace & Security – Phase II (IPPSHAR II IGAD)	IGAD	€2,752,000 (completed)
Disrupting criminal trafficking and smuggling networks through increased anti-money laundering and financial investigation capacity in the Greater Horn of Africa (Disrupting CN CIVIPOL)	T05-EUTF-HOA-REG-62-01	Disrupting criminal trafficking and smuggling networks through increased anti-money laundering and financial investigation capacity in the greater Horn of Africa (Disrupting Criminal Networks)	CIVIPOL	€4,900,000 (completed)
CRRF: Inclusive Urban Development and Mobility	T05-EUTF-HOA-REG-67-01	CRRF Urban Development and Mobility: Promoting Inclusive Urban Development in Assosa town, Ethiopia (CRRF Urban Development IRC)	IRC	€3,800,000
	T05-EUTF-HOA-REG-67-02	Technical assistance to Koboko Municipality (CRRF Urban Development ACAV)	ACAV	€1,000,042
	T05-EUTF-HOA-REG-67-03	CRRF Inclusive Urban Development and Mobility: Regional Networks and Dialogue (CRRF Urban Development Cities Alliance)	Cities Alliance	€600,000
	T05-EUTF-HOA-REG-67-04	CRRF: Inclusive Urban Development and Mobility in the Municipality of Koboko (CRRF Urban Development Koboko)	Koboko Municipal Council	€2,799,958
Soutien aux réfugiés Sud-Soudanais et aux communautés hôtes en RDC	T05-EUTF-HOA-REG-71-01	Soutien aux réfugiés Sud-Soudanais et aux communautés hôtes en RDC (Self-reliance of South Sudanese refugees in DRC)	UNHCR	€3,000,000 (completed)
CRRF: Displacement responses through regional cooperation and technical exchange (CRRF DIRECT)	T05-EUTF-HOA-REG-79-01	Strengthening Resilience through Enhanced Local Disaster Risk Management Capacities (CRRF DIRECT Oxfam)	Oxfam	€1,400,000
	T05-EUTF-HOA-REG-79-02	Protection, health and livelihood for refugees in Burundi (CRRF DIRECT CARE)	CARE Denmark	€1,500,000
	T05-EUTF-HOA-REG-79-03	Strengthening Emergency Preparedness and Inclusive Natural Resources Management in Refugee Hosting Districts (CRRF DIRECT UNHCR)	UNHCR	€500,000
	T05-EUTF-HOA-REG-79-04	Protection, health and livelihood for refugees in Burundi (CRRF DIRECT IRC)	IRC	€2,000,000 (completed)
	T05-EUTF-HOA-REG-79-05	Dukorane Umurava – Upscaling Economic Inclusion of Refugees and Host Communities to Gicumbi District (CRRF DIRECT GIZ)	GIZ	€1,600,000
	T05-EUTF-HOA-REG-79-06	Sécurité et bien-être accrus des réfugiés du camp de Mahama et de leur communauté d'accueil, complémentarité socio-économique renforcée entre ces groupes (CRRF DIRECT Maison Shalom)	Maison Shalom	€1,000,000
	T05-EUTF-HOA-REG-79-07	CRRF DIRECT – Displacement responses through regional cooperation and technical exchange (CRRF DIRECT DRC)	DRC	€800,000
	T05-EUTF-HOA-REG-79-08	Protection and Assistance for Burundian Returnees - UNHCR (CRRF DIRECT Protection and Assistance)	UNHCR	€4,000,000 (new in S2 2022)
Delivering durable solutions to forced displacement in the IGAD region through the implementation of the GCR	T05-EUTF-HOA-REG-80-01	Delivering Durable Solutions to Forced Displacement in the IGAD Region Through The Implementation of the Global Compact on Refugees (GCR IGAD)	IGAD	€2,800,000
Enhancing protection, lifesaving assistance and sustainable solutions for evacuees from Libya through the Emergency Transit Mechanism (ETM) in Rwanda	T05-EUTF-HOA-REG-81-01	Enhancing protection, lifesaving assistance and sustainable solutions for evacuees from Libya through the Emergency Transit Mechanism (ETM) in Rwanda	UNHCR	€12,500,000 (completed)
Erasmus+ in West Africa and the Horn of Africa	T05-EUTF-REG-REG-05	Erasmus+ in West Africa and the Horn of Africa (Erasmus +)		€3,900,100
Sudan				
Regional Development and Protection Programme in Sudan: Enhancing alternatives to first and secondary movement from Sudan (RDPP Sudan)	T05-EUTF-HOA-SD-11-01	Support Migrants and Host Communities in improving Access to Safe Water and Sanitation – Eastern Sudan (RDPP SD AICS)	AICS	€2,000,000 (completed)
	T05-EUTF-HOA-SD-11-02	RDPP in Sudan: Employment and entrepreneurship development for migrant youth, refugees, asylum seeker and host communities in Khartoum State (RDPP SD UNIDO)	UNIDO	€3,443,200
	T05-EUTF-HOA-SD-11-03	RDPP in Sudan: Vocational training for refugees and host communities in Eastern Sudan (RDPP SD GIZ)	GIZ	€2,000,000 (completed)
	T05-EUTF-HOA-SD-11-04	RDPP in Sudan: Strengthening Protection Services for Refugees and Asylum Seekers in Sudan (RDPP SD UNHCR)	UNHCR	€3,000,000 (completed)
	T05-EUTF-HOA-SD-11-05	RDPP in Sudan: RDPP SD Landell Mills	Landell Mills	€1,496,800
	T05-EUTF-HOA-SD-11-06	RDPP in Sudan: RDPP SD RVO	RVO	€3,000,000 (completed)

Strengthening Resilience for IDPs, Returnees and Host Communities in West Darfur (Resilience Darfur)	T05-EUTF-HOA-SD-12-01	Strengthening Resilience for IDPs, Returnees and Host Communities in Kulbus and Jebel Moon West Darfur (Resilience Darfur SD CW)	CW	€2,219,788 (completed)
	T05-EUTF-HOA-SD-12-02	Strengthening Resilience for IDPs, Returnees and Host Communities in Al Geneina, Beida Sirba, Kerenik – West Darfur (Resilience Darfur SD IMC)	IMC	€4,719,200 (completed)
Strengthening resilience for refugees, IDPs and host communities in Eastern Sudan (Resilience East SD)	T05-EUTF-HOA-SD-13-01	Strengthening Resilience for Refugees, IDPs and Host Communities in Eastern Sudan (Resilience East SD AICS)	AICS	€11,900,000 (completed)
Greater Stability in Eastern Sudan through better and more informed decision-making in food security	T05-EUTF-HOA-SD-14-01	Greater Stability in Eastern Sudan through better and more informed decision-making in food security FAO (Greater Stability East SD FAO)	FAO	€6,000,000
Mitigate the effect of El Niño for the host and IDP population in Red Sea, White Nile and North Darfur, Sudan (El Niño SD)	T05-EUTF-HOA-SD-22-01	Mitigate the effect of El Niño for host and IDP Population in Red Sea State to prevent more migration movement (El Niño SD WHH)	WHH	€1,991,657 (completed)
	T05-EUTF-HOA-SD-22-02	Mitigate the effect of El Niño in White Nile State (El Niño SD ADRA)	ADRA	€ 2,682,417 (completed)
	T05-EUTF-HOA-SD-22-03	Mitigate the effect of El Niño in North Darfur State (El Niño SD COOPI)	COOPI	€2,830,000 (completed)
Education Quality Improvement Programme in Sudan (EQUIP)	T05-EUTF-HOA-SD-31-01	EQUIP Capacity building and coordination (EQUIP SOFRECO)	SOFRECO	€3,276,085 (completed)
	T05-EUTF-HOA-SD-31-02	Education quality improvement programme through in-service teacher education programme (EQUIP BC)	BC	€3,600,000 (completed)
	T05-EUTF-HOA-SD-31-03	Education Quality Improvement Programme through Improving Learning Environment and Retention (EQUIP I-LEARN UNICEF)	UNICEF	€6,800,000 (completed)
	T05-EUTF-HOA-SD-31-04	EQUIP Quality learning environment for access and retention (EQUIP Save the Children)	Save the Children	€3,138,389 (completed)
	T05-EUTF-HOA-SD-31-05	Education Quality Improvement Programme – Expertise France (EQUIP EF)	Expertise France	€3,958,444 (completed)
Education Quality Improvement Programme in Sudan II (EQUIP 2)	T05-EUTF-HOA-SD-98-01	EU Quality Learning for Access and Retention (EQUIP 2 Save the Children)	Save the Children	€6,600,000
	T05-EUTF-HOA-SD-98-02	EU support for basic schoolteachers' qualification in Sudan (EQUIP 2 EF)	Expertise France	€9,000,000
	T05-EUTF-HOA-SD-98-03	EU Coordination and capacity building for Education (EQUIP 2 SOFRECO)	SOFRECO	€4,099,875
Improving Nutrition and Reducing Stunting in Eastern Sudan through an Integrated Nutrition and Food Security Approach (Improving Nutrition)	T05-EUTF-HOA-SD-32-01	Improving Nutrition and Reducing Stunting in Eastern Sudan through an Integrated Nutrition and Food Security Approach (Improving Nutrition WFP)	WFP	€26,000,000
Livestock epidemio-surveillance project to support livelihoods of vulnerable rural smallholders and pastoralists (LESP SLSP IFAD)	T05-EUTF-HOA-SD-33-01	Livestock epidemio-surveillance project to support livelihoods of vulnerable rural smallholders and pastoralists (LESP SLSP IFAD)	IFAD	€8,750,000
Wadi El Ku (Phase 2)	T05-EUTF-HOA-SD-37-01	Wadi El Ku Catchment Management Project UNEP (Phase 2) (Wadi El Ku UNEP)	UNEP	€10,000,000
Technical Cooperation Facility for Sudan	T05-EUTF-HOA-SD-38-02	Supporting Health Financing Reforms to improve governance of National Health Insurance Fund and extend insurance coverage to poor and refugee populations (Health Financing Reform WHO)	WHO	€956,898 (completed)
	T05-EUTF-HOA-SD-38-07	Implementation of Sudan-Europe Creative Connections (Sudan-Europe Creative Connections)	Goethe Institut	€350,000 (completed)
PROTECT – Protection of persons of concern	T05-EUTF-HOA-SD-43-02	PROTECT Danish Red Cross	Danish Red Cross	€3,000,000
Integrated Measures to promote rural-urban value addition and Employment (IMPROVE-East Sudan)	T05-EUTF-HOA-SD-44-01	Integrated Measures to promote rural-urban value addition and Employment (IMPROVE-East Sudan)	GIZ	€8,000,000
Fostering Smallholder Capacities and Access to Markets	T05-EUTF-HOA-SD-45-01	Fostering smallholder capacities and access to markets in food insecure areas of Darfur (Access to Markets Darfur WFP)	WFP	€8,000,000
S3M (Humanitarian Development Nexus)	T05-EUTF-HOA-SD-53-01	Humanitarian Development Nexus: Simple, Spatial, Survey Method (S3M) for Sudan (S3M UNICEF)	UNICEF	€1,000,000 (completed)
Youth, Employment, Skills (YES)	T05-EUTF-HOA-SD-54-01	Youth, Employment, Skills (YES)	GIZ	€14,885,000
Humanitarian development nexus – Building resilient communities in West Kordofan	T05-EUTF-HOA-SD-63-02	BRICK Concern	Concern Worldwide	€4,000,000
	T05-EUTF-HOA-SD-63-01	BRICK UNICEF	UNICEF	€6,000,000

Integration and mainstreaming of refugee children into the Sudanese education system and improving the quality of education	T05-EUTF-HOA-SD-65-01	Integration and mainstreaming of refugee children into the Sudanese education system (IRCSES) UNICEF	UNICEF	€24,850,000
Humanitarian development peace nexus	T05-EUTF-HOA-SD-73-01	HEALTHPRO AICS	AICS	€9,795,000
	T05-EUTF-HOA-SD-73-02	HEALTHPRO GOAL	GOAL	€4,905,000
EU support for a Social Protection System in Sudan	T05-EUTF-HOA-SD-82-02	EU support for a Social Protection System in Sudan (Social Protection System ILO)	ILO	€1,800,000
EU OPM Sudan – Support to the Office of the Prime Minister	T05-EUTF-HOA-SD-90-01	EU OPM Sudan – Support to the Office of the Prime Minister (EU OPM Sudan)	Landell Mills	€6,900,000
Humanitarian-Development Nexus: Strengthening preparedness and response of the health system addressing the COVID-19 Pandemic in Sudan	T05-EUTF-HOA-SD-91-01	Humanitarian-Development Nexus: Strengthening preparedness and response of the health system addressing the COVID-19 Pandemic in Sudan (COVID-19 Response Sudan)	WHO	€20,050,000
EU support for the Family Support Programme and for the consolidation of social protection in Sudan	T05-EUTF-HOA-SD-94-01	Administration Agreement concerning the Sudan Transition and Recovery Support (STARS) Multi-Donor Trust Fund (MDTF)	World Bank	€112,900,000
Support to the Economic transition (Economic Transition)	T05-EUTF-HOA-SD-95-01	Economic Transition ODI	ODI	€3,850,000
Support to economic opportunities for youth and women	T05-EUTF-HOA-SD-96-01	Acacia – Arabic Gum Value Chain in Sudan – Support	AFD	€19,900,000 (new in S2 2022)
	T05-EUTF-HOA-SD-96-02	WE-RISE! AICS-UN Women	AICS	€12,728,000
	T05-EUTF-HOA-SD-96-03	Employment Promotion In Khartoum State (EPKS) GIZ	GIZ	€7,072,000
Sudan Democratic Transition	T05-EUTF-HOA-SD-97-01	Sudan Democratic Transition HRO UN (Sudan Democratic Transition HRO)	OHCHR	€4,950,000
Somalia				
Enhancing Somalia's responsiveness to the management and reintegration of mixed migration flows (RE-INTEG)	T05-EUTF-HOA-SO-03-02	Facilitating Sustainable Return Through Laying Foundations for Somalia in the Horn of Africa (RE-INTEG IOM)	IOM	€4,823,088 (completed)
	T05-EUTF-HOA-SO-03-03	Enhancing Somalia's responsiveness to the management and reintegration of mixed migration flows (RE-INTEG UNHCR)	UNHCR	€5,000,000 (completed)
	T05-EUTF-HOA-SO-03-04	Durable Solutions for IDPs and Returnees in Somalia (RE-INTEG CARE)	CARE NL	€9,000,000 (completed)
	T05-EUTF-HOA-SO-03-05	'Wadajir' – Enhancing durable solutions for and reintegration of displacement affected communities in Somaliland (RE-INTEG WV)	World Vision	€3,911,922 (completed)
	T05-EUTF-HOA-SO-03-06	Innovative durable solutions for IDPs and returnees in Mogadishu through enhanced governance, employment and access to basic and protective services (RE-INTEG UN-Habitat)	UN-Habitat	€9,453,392 (completed)
	T05-EUTF-HOA-SO-03-07	Enhancing Integration of Displacement Affected Communities in Somalia (RE-INTEG CW)	CW	€4,000,000 (completed)
	T05-EUTF-HOA-SO-03-08	Durable Solutions and Reintegration Support to Displacement affected communities in Jubbaland state of Somalia (RE-INTEG NRC)	NRC	€4,000,000 (completed)
	T05-EUTF-HOA-SO-03-09	Supporting the development and implementation of policies for the return, reintegration and protection of IDPs and refugees (RE-INTEG IDLO)	IDLO	€2,967,280 (completed)
	T05-EUTF-HOA-SO-03-10	Amplifying Durable Solutions in Somalia (ADSS) With Africa's Voices Foundation (RE-INTEG AVF)	AVF	€150,000 (completed)
	T05-EUTF-HOA-SO-03-13	Enhancing integration of displacement-affected communities in Somalia – Baidoa (RE-INTEG CW 2)	CW	€1,000,000 (completed)
T05-EUTF-HOA-SO-03-15	Emergency operational response to COVID-19 in Somalia to support the prevention of large-scale community spread (COVID-19 Emergency Response WHO)	WHO	€5,000,000	
Promoting a culture of tolerance and dialogue in Somalia	T05-EUTF-HOA-SO-16-02	Strength through Tolerance EIP	European Institute of Peace	€4,740,000 (retroactively added to the MLS in S2 2022)
Building Resilience in Northern Somalia (RESTORE)	T05-EUTF-HOA-SO-23-01	RESTORE – Building Resilience in Northern Somalia (RESTORE NRC)	NRC	€4,000,000 (completed)
Somalia UN Multi-Partner Trust Fund - Support to the Justice,	T05-EUTF-HOA-SO-46-04	JCP UNODC UNMPF	UNODC	€1,000,000

Corrections, Security Sector Governance and Local Governance Programmes				(completed project added retroactively to the MLS in S2 2022)
Partnership Coordination Facility Project for Somalia	T05-EUTF-HOA-SO-46-08	PCFP UNOPS - Security	UNOPS	€2,000,000 (retroactively added to the MLS in S2 2022)
	T05-EUTF-HOA-SO-23-03	PCFP UNOPS - Resilience	UNOPS	€500,000 (retroactively added to the MLS in S2 2022)
	T05-EUTF-HOA-SO-59-05	PCFP II UNOPS	UNOPS	€4,500,000 (retroactively added to the MLS in S2 2022)
UN Joint Rule of Law Programme for Somaliland	T05-EUTF-HOA-SO-46-06	JRoL Somaliland UNDP	UNDP	€4,000,000 (completed project added retroactively to the MLS in S2 2022)
RESTORE 2 Building Resilience in Northern Somalia	T05-EUTF-HOA-SO-47-02	From surviving to thriving – Strengthening resilience of vulnerable households and communities in Northern Somalia – World Vision Germany (RESTORE 2 WV)	WV	€4,000,000 (completed)
	T05-EUTF-HOA-SO-47-01	RESTORE 2 Building Resilience – DFN (RESTORE 2 DFN)	DFN	€3,968,707 (completed)
Enhancing security and the rule of law in Somalia (Security and RoL)	T05-EUTF-HOA-SO-46-01	Enhancing security & rule of law (Security & RoL Sahan)	Sahan Foundation	€2,699,370
	T05-EUTF-HOA-SO-46-02	Enhancing security and rule of law – UNOPS (Security & RoL UNOPS)	UNOPS	€23,000,000 (completed)
	T05-EUTF-HOA-SO-46-03	UN Multi-Partner Trust Fund: Support to The Justice, Corrections, Security Local Governance Programmes (SroL UNMPTF (JJP))	UNDP	€7,000,000 (completed)
	T05-EUTF-HOA-SO-46-05	UN Multi-Partner Trust Fund: Support to The Justice, Corrections, Security Local Governance Programmes (SroL UNMPTF (SSGP))	UNDP	€4,300,000 (completed)
Inclusive Local Economic Development (ILED)	T05-EUTF-HOA-SO-57-01	Somalia Stability Fund II (SSF II)	DFID	€2,000,000 (completed)
	T05-EUTF-HOA-SO-57-02	Stabilisation and Peace Dividends (Stabilis. & peace div. NISF)	NISF	€12,000,000 (completed)
	T05-EUTF-HOA-SO-57-04	ILED PSD IFC	IFC	€1,500,000 (retroactively added to the MLS in S2 2022)
	T05-EUTF-HOA-SO-57-07	UN Multi-Partner Trust Fund: Support to The Justice, Corrections, Security Local Governance Programmes – JPLG III (SroL UNMPTF (JPLG III))	UNDP	€3,000,000 (completed)
	T05-EUTF-HOA-SO-57-08	ILED ISED NIS	NIS	€11,000,000 (retroactively added to the MLS in S2 2022)
	T05-EUTF-HOA-SO-57-09	ILED FIG AECF	AECF	€4,500,000 (retroactively added to the MLS in S2 2022)
	T05-EUTF-HOA-SO-57-11	ILED SAGAL CW	Concern Worldwide	€27,000,000 (retroactively added to the MLS in S2 2022)
	T05-EUTF-HOA-SO-57-13	ILED NORDIC FUND IFU	IFU	€5,500,000 (retroactively added to the MLS in S2 2022)
	T05-EUTF-HOA-SO-57-14	ILED Youth UNFPA	UNFPA	€6,000,000 (retroactively added to the

				MLS in S2 2022)
Somalia State and Resilience Building Contract and support to debt relief	T05-EUTF-HOA-SO-59-01	Support to the Financial Governance Committee ASI	Adam Smith International	€381,565 (completed project added retroactively to the MLS in S2 2022)
	T05-EUTF-HOA-SO-59-02	Financing Agreement State and Resilience Building Contract – Budget Support	Somalia	€92,900,000
	T05-EUTF-HOA-SO-59-03	TA Budget Support ASI	Adam Smith International	€7,075,000 (retroactively added to the MLS in S2 2022)
Ethiopia				
<i>Resilience Building and Creation of Economic Opportunities in Ethiopia (RESET II)</i>	T05-EUTF-HOA-ET-01-01	<i>Integrated multi-sector approach to improve the resilience of vulnerable communities in Wag Himra Zone, Amhara region, Ethiopia (RESET II ACF)</i>	ACF	€5,965,997 (completed)
	T05-EUTF-HOA-ET-01-02	<i>Resilient Economy and Livelihoods – REAL (RESET II REAL iDE)</i>	iDE UK	€4,799,664 (completed)
	T05-EUTF-HOA-ET-01-03	<i>Building resilience and creation of economic opportunities in Liben cluster under RESET II (RESET II Cordaid)</i>	Cordaid	€4,252,073 (completed)
	T05-EUTF-HOA-ET-01-04	<i>Promoting Resilient Livelihoods in Borana (RESET II CARE)</i>	CARE	€5,901,872 (completed)
	T05-EUTF-HOA-ET-01-05	<i>Increasing Resilience and Economic Opportunities in Drought Prone Areas of Bale Zone (RESET II DCA)</i>	DCA	€5,499,780 (completed)
	T05-EUTF-HOA-ET-01-06	<i>Resilience Building for Sustainable Livelihoods & Transformation in South Omo cluster (RESET II Vita)</i>	Vita	€3,980,472 (completed)
	T05-EUTF-HOA-ET-01-07	<i>Improving Livelihoods and Building Resilience in Afar Regional State (RESET II Save the Children)</i>	Save the Children	€6,552,312 (completed)
	T05-EUTF-HOA-ET-01-08	<i>Resilience Building and Creation of Economic Opportunities in Ethiopia (RESET II Oxfam)</i>	Oxfam	€5,371,656 (completed)
	T05-EUTF-HOA-ET-01-09	<i>RESET II – Innovation in water development Borena Zone Oromia Regional State (RESET II Water)</i>	CARE	€1,342,155 (completed)
T05-EUTF-HOA-ET-01-11	<i>Resilience building and creation of economic opportunities in Ethiopia (RESET II): Crisis Modifier Fund (RESET II Crisis Modifier Fund)</i>	IRC	€2,036,434 (completed)	
<i>Stemming Irregular Migration in Northern & Central Ethiopia (SINCE)</i>	T05-EUTF-HOA-ET-02-01	<i>Stemming Irregular Migration in Northern & Central Ethiopia (SINCE)</i>	Embassy of Italy in Addis Ababa	€19,213,425 (completed)
<i>Regional Development and Protection Program (RDPP)</i>	T05-EUTF-HOA-ET-15-01	<i>Regional Development and Protection Programme in Ethiopia-Shire Area (RDPP ET IRC)</i>	IRC	€7,939,115 (completed)
	T05-EUTF-HOA-ET-15-02	<i>Regional Development and Protection Programme in Ethiopia-Dollo Ado Area (RDPP ET NRC)</i>	NRC	€7,850,117 (completed)
	T05-EUTF-HOA-ET-15-03	<i>Regional Development and Protection Programme in Ethiopia – Jigjiga Area (RDPP ET Save the Children)</i>	Save the Children	€5,156,015 (completed)
	T05-EUTF-HOA-ET-15-04	<i>Regional Development and Protection Programme in Ethiopia-Bahrle and Aysaita Areas (RDPP ET DCA)</i>	DCA	€3,939,703 (completed)
	T05-EUTF-HOA-ET-15-05	<i>Regional Development and Protection Programme in Ethiopia in Urban Areas of Addis Ababa and Shire (RDPP ET Plan)</i>	Plan International	€3,500,000 (completed)
Building Resilience to Impacts of El Niño through Integrated Complementary Actions to the EU Resilience Building Programme in Ethiopia (RESET Plus)	T05-EUTF-HOA-ET-24-01	Improving access to safely managed water supply in the Resilience Building program for Ethiopia (RESET II) Woredas (RESET Plus UNICEF)	UNICEF	€4,854,149
	T05-EUTF-HOA-ET-24-02	Family planning for resilience building amongst youth and women in drought-prone and chronically food insecure regions of Ethiopia (RESET Plus Amref)	Amref	€4,000,000 (completed)
	T05-EUTF-HOA-ET-24-03	Youth empowerment for successful transitions to decent work in Amhara and Somali regions of Ethiopia (RESET Plus Save the Children)	Save the Children	€5,000,000 (completed)
	T05-EUTF-HOA-ET-24-04	RESET Plus Innovation Fund	ICCO (Cordaid)	€8,000,000
Stimulating economic opportunities and job creation for refugees and host communities in Ethiopia in support of the Comprehensive Refugee Response Framework (CRRF) in Ethiopia	T05-EUTF-HOA-ET-40-01	Capacity building and technical assistance to CRRF structure and Ethiopian government institutions (CRRF ET UNHCR)	UNHCR	€4,200,000
	T05-EUTF-HOA-ET-40-02	Strengthened Socio-Economic Development and Better Employment Opportunities for Refugees and Host Communities in the Jigjiga Area (CRRF ET Job Creation)	Mercy Corps	€10,000,000

LISEC	T05-EUTF-HOA-ET-42-01	Leather Initiative for Sustainable Employment in Ethiopia (LISEC UNIDO)	UNIDO	€7,750,000
	T05-EUTF-HOA-ET-42-03	Strengthening social cohesion by supporting local economies and social development initiatives especially for women and youth and enhancing industrial and labour relations in the Mojo Leather City (LISEC Job Creation)	PIN	€5,750,000
Sustainable Reintegration Support to Ethiopian Returnees from Europe	T05-EUTF-HOA-ET-52-01	Sustainable Reintegration support to Ethiopian returnees from Europe and support to vulnerable displaced populations affected by COVID-19 (Sustainable Reinteg. RRS/ARRA)	RRS/ARRA ¹	€15,000,000
Shire Alliance	T05-EUTF-HOA-ET-51-01	Shire Alliance: Energy access for host communities and refugees in Ethiopia (<i>Alianza Shire</i>)	AECID	€3,050,000
<i>Ethiopia Job Compact</i>	T05-EUTF-HOA-ET-60-01	<i>Financing agreement Ethiopia Job Compact sector reform and performance contract – budget support (Ethiopia Job Compact)</i>	-	€30,000,000 (completed)
Strengthening decentralized DRR in Ethiopia	T05-EUTF-HOA-ET-72-01	Strengthening decentralized disaster risk reduction management in Ethiopia – Stimulating economic development and job opportunities in Oromia and Southern Nations, Nationalities and People (SNNP) Regions of Ethiopia (EnJOY)	Caritas	€8,700,000
	T05-EUTF-HOA-ET-72-03	Strengthening decentralized disaster risk reduction management in Oromia Regional State (DRR Oromia)	ODRMC	€6,755,000
	T05-EUTF-HOA-ET-72-04	Strengthening decentralized disaster risk reduction management in Amhara Regional State (DRR Amhara)	DPFSPCO	€4,825,000
	T05-EUTF-HOA-ET-72-05	Strengthening decentralized disaster risk reduction management in Ethiopia – Support to EDRMC (DRR EDRMC)	EDRMC	€9,520,000
	T05-EUTF-HOA-ET-72-07	Strengthening decentralized disaster risk reduction management in Sidama Regional State (DRR Sidama)	EDRMC	€860,000
Stability & Development Tigray Trócaire	T05-EUTF-HOA-ET-76-01	Stability and socio-economic development for vulnerable and marginalised communities in the Tigray region of Ethiopia (Stability & Development Tigray Trócaire)	Trócaire	€5,890,000 (new in S2 2022)
Stability & Services Gambella	T05-EUTF-HOA-ET-77-01	Promoting stability and strengthening basic service delivery for host communities, refugees and other displaced population in Gambella Regional State of Ethiopia (Stability & Services Gambella IRC)	IRC	€7,840,000
	T05-EUTF-HOA-ET-77-02	Promoting stability and strengthening basic service delivery for host communities, refugees and other displaced population in Gambella Regional State of Ethiopia (Stability & Services Gambella IRC II)²	IRC	€5,000,000 (new in S2 2022)
South Sudan				
<i>Health Pooled Fund 2 – South Sudan</i>	T05-EUTF-HOA-SS-04-01	<i>Health Pooled Fund 2 – South Sudan (HPF II UK Aid)</i>	<i>UK Aid</i>	<i>€20,000,000 (completed)</i>
Health Pooled Fund III – South Sudan	T05-EUTF-HOA-SS-74-01	Health Pooled Fund III – South Sudan (HPF III)	UK Aid	20,625,000
	T05-EUTF-HOA-SS-74-02	<i>South Sudan Covid-19 Preparedness and Response (COVID Response WHO)</i>	<i>WHO</i>	<i>€ 1,000,000 (completed)</i>
	T05-EUTF-HOA-SS-74-03	<i>South Sudan Covid-19 – Supply and Management of Personal Protective Equipment (WFP-COVID Supplies WFP)</i>	<i>WFP</i>	<i>€ 2,000,000 (completed)</i>
<i>Support to stabilisation through improved resource, economic and financial management in South Sudan</i>	T05-EUTF-HOA-SS-05-01	<i>Technical Assistance for Sub-National Capacity Building in Payroll and PFM: Extension and Bridging Phase (Eco. Stabil. Ecorys)</i>	<i>Ecorys</i>	<i>€715,429 (completed)</i>
IMPACT South Sudan	T05-EUTF-HOA-SS-06-01	IMPACT South Sudan (IMPACT)	Mott MacDonald	€31,541,634 (completed)
<i>Strengthening the livelihoods resilience of pastoral and agro-pastoral communities in South Sudan's cross border areas with Sudan, Ethiopia, Kenya and Uganda</i>	T05-EUTF-HOA-SS-21-01	<i>Strengthening the livelihoods resilience of pastoral and agro-pastoral communities in South Sudan's cross border areas with Sudan, Ethiopia, Kenya and Uganda (Cross-Border El Niño SS FAO)</i>	<i>FAO</i>	<i>€27,580,000 (completed)</i>
<i>Education in Emergency Programme in Four Former States in South Sudan (Education in Emergency)</i>	T05-EUTF-HOA-SS-48-01	<i>Education in Emergency Programme in Four Former States in South Sudan (Northern Bahr El Ghazal (Nbeg), Western Bahr El Ghazal (Wbeg), Warrap And Eastern Equatoria). (Education in Emergency UNICEF)</i>	<i>UNICEF</i>	<i>€13,875,000 (completed)</i>

¹ The Administration for Refugee and Returnee Affairs (ARRA) has been renamed the Refugees and Returnees Service (RRS).

² The outputs of this contract are reported under T05-EUTF-HOA-ET-77-01 to facilitate data collection for the IP.






























	T05-EUTF-HOA-SS-48-02	Education in Emergency Programme in Four Former States in South Sudan (Northern Bahr El Ghazal (Nbeg), Western Bahr El Ghazal (Wbeg), Warrap And Eastern Equatoria) (Education in Emergency WFP)	WFP	€8,313,981 (completed)
South Sudan Rural Development: Strengthening Smallholders' Resilience (SORUDEV)	T05-EUTF-HOA-SS-49-01	South-Sudan Rural Development Strengthening Smallholders Resilience in Northern Bahr-El-Ghazal (SORUDEV FAO)	FAO	€2,000,000
	T05-EUTF-HOA-SS-49-02	Food Security and Resilience in Transitioning Environments (SORUDEV WV)	WV	€6,375,000
	T05-EUTF-HOA-SS-49-03	Strengthening Smallholders' Resilience in Greater Upper Nile (SORUDEV IRC)	IRC	€6,375,000
Technical Cooperation Facility for South Sudan 2018 – 2020	T05-EUTF-HOA-SS-50-02	Technical Cooperation Facility (TCF), Integrate Tomasz Iwanow (TCF SS EAC)	Tomasz Iwanow	€299,436 (completed)
	T05-EUTF-HOA-SS-50-06	Technical Assistance to South Sudan's Ministry of East African Community Affairs (TCF EAC Ministry)	Tomasz Iwanow (Consultant)	€199,698 (completed)
	T05-EUTF-HOA-SS-50-14	Technical Assistance to South Sudan's Ministry of East African Community Affairs (TCF EAC Ministry)	Tomasz Iwanow (Consultant)	€99,900 (completed)
Building Sustainable Peace and Reconciliation in South Sudan (Conflict Resolution SS)	T05-EUTF-HOA-SS-61-01	Conflict Resolution SS RJMEC	RJMEC	€2,000,000
	T05-EUTF-HOA-SS-61-03	Grassroots Peacebuilding NCA	NCA	€1,900,000
	T05-EUTF-HOA-SS-61-04	Conflict Resolution SS Swisspeace	Swisspeace	€301,750
Outreach - Support to education in hard-to-reach areas in South Sudan (Outreach SS)	T05-EUTF-HOA-SS-75-03	Outreach - Support to education in hard-to-reach areas in South Sudan (Outreach SS UNICEF)	UNICEF	€14,700,000
South Sudan Rural Development: feeder roads to strengthen the livelihoods and resilience of rural communities (Feeder Roads)	T05-EUTF-HOA-SS-84-02	Feeder roads construction to strengthen the livelihoods and resilience of rural communities: to improve the connectivity for vulnerable communities (Feeder Roads SS UNOPS)	UNOPS	€13,000,000
	T05-EUTF-HOA-SS-84-03	Feeder roads construction to strengthen the livelihoods and resilience of rural communities: to improve food security of the target vulnerable populations (Feeder Roads SS WFP)	WFP	€22,100,000
South Sudan Women Empowerment	T05-EUTF-HOA-SS-85-01	SS Women Empowerment ZOA	ZOA	€900,000
	T05-EUTF-HOA-SS-85-02	SS Women Empowerment LAW ('Reducing inequality and gender-based violence in South Sudan')	LAW	€972,000
	T05-EUTF-HOA-SS-85-03	SS Women Empowerment Dorcas	DORCAS	€999,982
	T05-EUTF-HOA-SS-85-04	SS Women Empowerment DCA	DCA	€1,000,000
	T05-EUTF-HOA-SS-85-05	South Sudan Women Empowerment (SS Women Empowerment Cordaid)	Cordaid	€900,000
Jobs Creation and Trade Development for South Sudan	T05-EUTF-HOA-SS-93-01	Jobs Creation and Trade Development for South Sudan (SS Job Creation ITC)	ITC	€4,825,000
Uganda				
Regional Development and Protection Programme (RDPP): Support Programme to the Refugee Settlements and Host Communities in Northern Uganda (SPRS-NU)	T05-EUTF-HOA-UG-07-01	Support Programme to the Refugee Settlements and Host Communities in Northern Uganda (SPRS-NU Enabel)	Enabel	€7,900,000
	T05-EUTF-HOA-UG-07-02	Support Programme to the Refugee Settlements and Host Communities in Northern Uganda (SPRS-NU DRC)	DRC	€9,683,436 (completed)
	T05-EUTF-HOA-UG-07-03	Support Programme to the Refugee Settlements and Host Communities in Northern Uganda (SPRS-NU ADA)	ADA	€4,697,021 (completed)
Strengthening Social Cohesion and Stability in Slum Populations (SSCoS)	T05-EUTF-HOA-UG-08-01	Strengthening Social Cohesion and Stability in Slum Populations (SSCoS IOM)	IOM	€4,128,632 (completed)
Response to increased demand on Government Service (RISE)	T05-EUTF-HOA-UG-39-01	Response to increased demand on government service and creation of economic opportunities in Uganda (RISE GIZ)	GIZ	€10,000,000
	T05-EUTF-HOA-UG-39-02	Response to Increased Demand on Government Service and creation of economic opportunities - Emergency Preparedness (RISE CARE)	CARE	€1,000,000 (completed)
	T05-EUTF-HOA-UG-39-03	Response to increased demand on Government service and creation of economic opportunities in Uganda (RISE ACF)	ACF	€9,000,000
Security, Protection and Economic Empowerment (SUPREME) In Uganda	T05-EUTF-HOA-UG-68-01	Strengthening, Protection and Economic Empowerment (SUPREME) in Uganda – Livelihood Component (SUPREME Livelihoods WV)	WV	€9,581,489
	T05-EUTF-HOA-UG-68-02	Increased access to justice, improved security and protection of refugees and host communities in northern Uganda (SUPREME JLOS MoJCA)	MoJCA	€4,707,262 (new in S2 2022)
	T05-EUTF-HOA-UG-68-03	Strengthening Safety, Protection and Peaceful Co-existence for Women and Youth in Northern Uganda (SPACE) (SUPREME SPACE IRRI)	IRRI	€750,000

	T05-EUTF-HOA-UG-68-04	Supporting a Peaceful and Safe Environment in Northern Uganda (SPESE) (SUPREME Justice LWF)	LWF	€648,000
	T05-EUTF-HOA-UG-68-05	Promoting sustainable access to justice for socially deprived women and children in Northern Uganda (SUPREME Justice PRI)	PRI	€519,749
	T05-EUTF-HOA-UG-68-06	Strengthening Integrated Systems to Accelerate Access to Gender, Child and Youth Justice (SUPREME JLOS IRC)	IRC	€750,000
	T05-EUTF-HOA-UG-68-07	Advancing Peaceful Co-existence & Respect for Human Rights among Refugees & Host Communities in Northern Uganda (SUPREME JLOS KRC)	KRC	€643,500
Response to Increased Environmental Degradation and Promotion of Alternative Energy Sources in Refugee Hosting Districts (RED)	T05-EUTF-HOA-UG-83-01	Response to Increased Environmental Degradation and Promotion of Alternative Energy Sources in Refugee Hosting Districts (RED Save the Children)	Save the Children	€5,100,000
	T05-EUTF-HOA-UG-83-02	Restoring and conserving degraded fragile ecosystems for improved Community Livelihoods among the Refugee and Host Communities of West Nile Region and the mid-Albertine Rift (RED UBF)	UBF	€4,600,000
Kenya				
<i>Regional Development and Protection Programme in Kenya: Support to the Kalobeyei Development Programme (RDPP Kenya)</i>	T05-EUTF-HOA-KE-17-01	<i>Regional Development and Protection Programme in Kenya: Support to the Kalobeyei Development Programme (RDPP KE UNHCR)</i>	UNHCR	€14,567,689 (completed)
<i>Conflict prevention, peace and economic opportunities for the youth (Youth Kenya)</i>	T05-EUTF-HOA-KE-18-01	<i>Strengthening Resilience to Violent Extremism II (Youth KE RUSI)</i>	RUSI	€3,916,701 (completed)
	T05-EUTF-HOA-KE-18-02	<i>Conflict Prevention, peace, and economic opportunities for the youth (Youth KE GIZ)</i>	GIZ	€2,853,805 (completed)
	T05-EUTF-HOA-KE-18-03	<i>Conflict Prevention, peace, and economic opportunities for the youth (Youth KE KRCS)</i>	KRCS	€5,920,000 (completed)
	T05-EUTF-HOA-KE-18-04	<i>Conflict prevention, peace and economic opportunities for the youth (Youth KE SAIDC)</i>	SAIDC	€1,900,000 (completed)
<i>Kenya-EU partnership for the implementation of the national strategy to counter violent extremism in Kenya (NCTC-EU partnership)</i>	T05-EUTF-HOA-KE-34-01	<i>Kenya-EU partnership for the implementation of the national strategy to counter violent extremism in Kenya (Kenya-EU partnership NCTC)</i>	NCTC	€5,300,000 (completed)
CRRF: Enhancing self-reliance for refugees and host communities in Kenya	T05-EUTF-HOA-KE-69-01	Area-based Livelihoods Initiative Garissa: enhancing self-reliance for refugees and host communities in Garissa County (CRRF KE ABLI-G)	DRC	€5,000,000
	T05-EUTF-HOA-KE-69-02	CRRF KE Enhancing self-reliance for refugees and host communities (CRRF KE Self-Reliance)	FAO, UNHCR, UN-Habitat, WFP	€27,770,000
Piloting private sector solutions for refugees and host communities in North-West Kenya (Kakuma Kalobeyei Challenge Fund)	T05-EUTF-HOA-KE-58	Kakuma Kalobeyei Challenge Fund (KKCF IFC)	IFC	€4,850,000
Djibouti				
Enhancing Youth's professional skills (Transform)	T05-EUTF-HoA-DJ-29-01	<i>Projet TRANSFORM - Professionnaliser les jeunes et les professionnels de la filière transport-logistique-portuaire (Transform AFD)</i>	AFD	€10,000,000
<i>Solutions pérennes pour les populations hôtes, les réfugiés et les migrants les plus vulnérables à Djibouti</i>	T05-EUTF-HoA-DJ-41-02	<i>Solutions pérennes pour les populations hôtes, les réfugiés et les migrants les plus vulnérables au Djibouti (Solutions pérennes IOM)</i>	IOM	€13,500,000
	T05-EUTF-HoA-DJ-41-01	<i>Solutions pérennes pour les populations hôtes, les réfugiés et les migrants les plus vulnérables au Djibouti (Solutions pérennes WFP)</i>	WFP	€9,070,000
<i>Appui aux réfugiés et communautés d'accueil à Djibouti (CRRF DJ UNHCR)</i>	T05-EUTF-HoA-DJ-70-01	<i>Autonomisation et épanouissement des réfugiés via l'éducation, l'accès aux services de protection sociale et les opportunités économiques (CRRF DJ UNHCR)</i>	UNHCR	€5,500,000
Eritrea				
<i>Road Rehabilitation (Phase I)</i>	T05-EUTF-HOA-ER-66-01	<i>Procurement Services for Rehabilitation of Main Arterial Roads between the Ethiopian Border and Massawa Port</i>	UNOPS	€19,160,000 (completed)

1.2. NEW PROJECTS IN THE 2022 ANNUAL REPORT

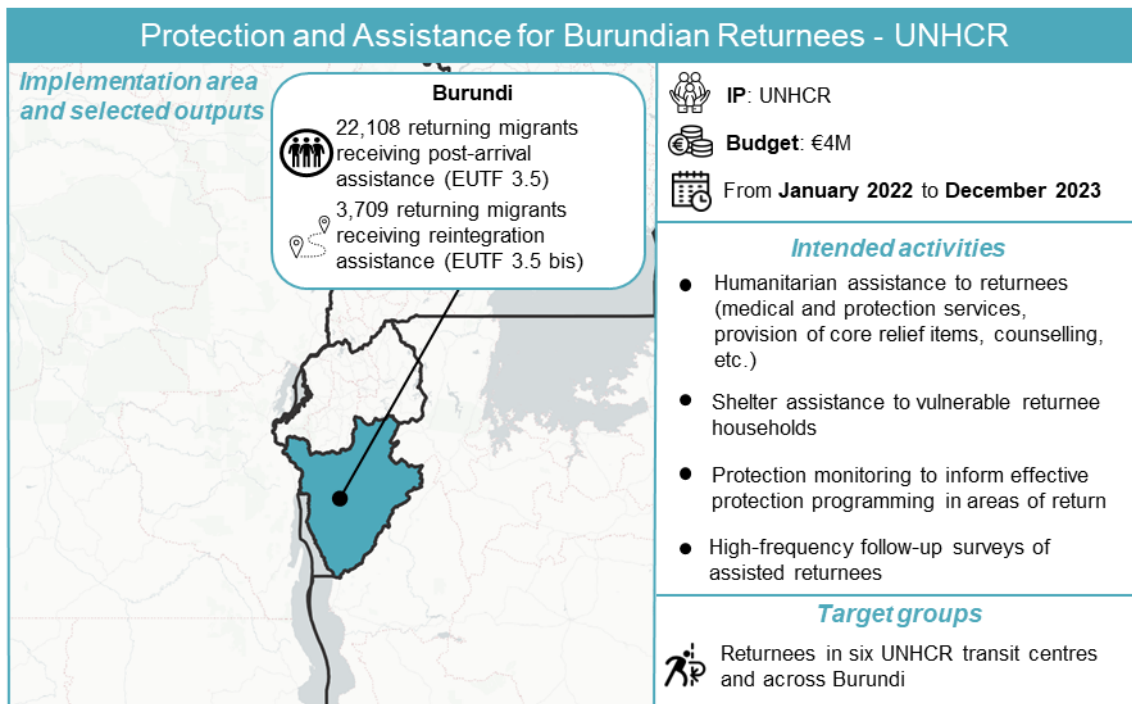
This section of the annexes highlights projects that began reporting data to the MLS for the first time in S2 2022. It should be noted that some of these projects are not new contracts but had not yet reported data to the MLS due to reporting delays and/or communication challenges between the MLS team and the respective EUD or IP. These projects have been retroactively added to the MLS now that these challenges have been addressed. Such cases are flagged in the title box of affected project visuals.

Figure 1: Legend

 EUTF implementation zone	 Hectares of rehabilitated agricultural land (EUTF 2.6)	 Individuals trained on migration management (EUTF 3.7)
 Jobs created (EUTF 1.1)	 People reached by campaigns on resilience-building practices (EUTF 2.7)	 Items of equipment provided to strengthen governance (EUTF 4.1 bis)
 MSMEs supported (EUTF 1.2)	 Staff trained to strengthen service delivery (EUTF 2.8)	 People trained on governance and conflict prevention (EUTF 4.2)
 People supported to develop IGAs (EUTF 1.3)	 People having improved access to basic social benefits (EUTF 2.9)	 People participating in conflict prevention activities (EUTF 4.3)
 People benefitting from TVET and skills development (EUTF 1.4)	 Migrants reached by information campaigns on migration (EUTF 3.3)	 Strategies and laws developed (EUTF 4.6)
 Industrial parks and/or business infrastructure constructed (EUTF 1.5)	 Voluntary returns supported (EUTF 3.4)	 Groups and learning mechanisms formed (EUTF 5.1)
 Social infrastructures built or rehabilitated (EUTF 2.1 bis)	 Migrants benefitting from post-arrival assistance (EUTF 3.5)	 Planning and analysis systems set up (EUTF 5.2)
 Basic social services delivered (EUTF 2.2)	 Migrants benefitting from reintegration assistance (EUTF 3.5 bis)	 Field studies and research conducted (EUTF 5.3)
 People receiving nutrition assistance (EUTF 2.3)	 Institutions strengthened on migration management (EUTF 3.6)	 Regional cooperation initiatives created (EUTF 5.4)
 People receiving food security assistance (EUTF 2.4)		 People benefitting from COVID-19-related activities (EUTF 6.2)

1.2.1. REGIONAL

Figure 2: CRRF DIRECT Protection and Assistance



1.2.2. SUDAN

Figure 3: Acacia – Arabic Gum Value Chain in Sudan – Support

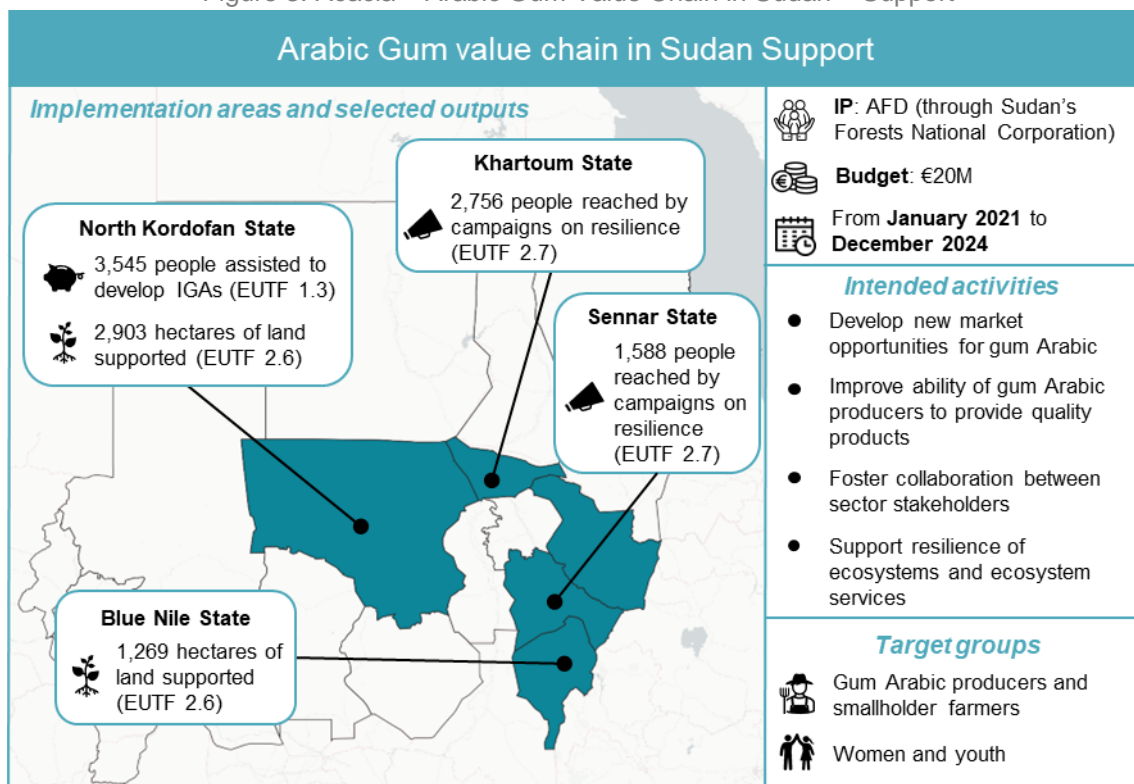


Figure 4: Strength through Tolerance

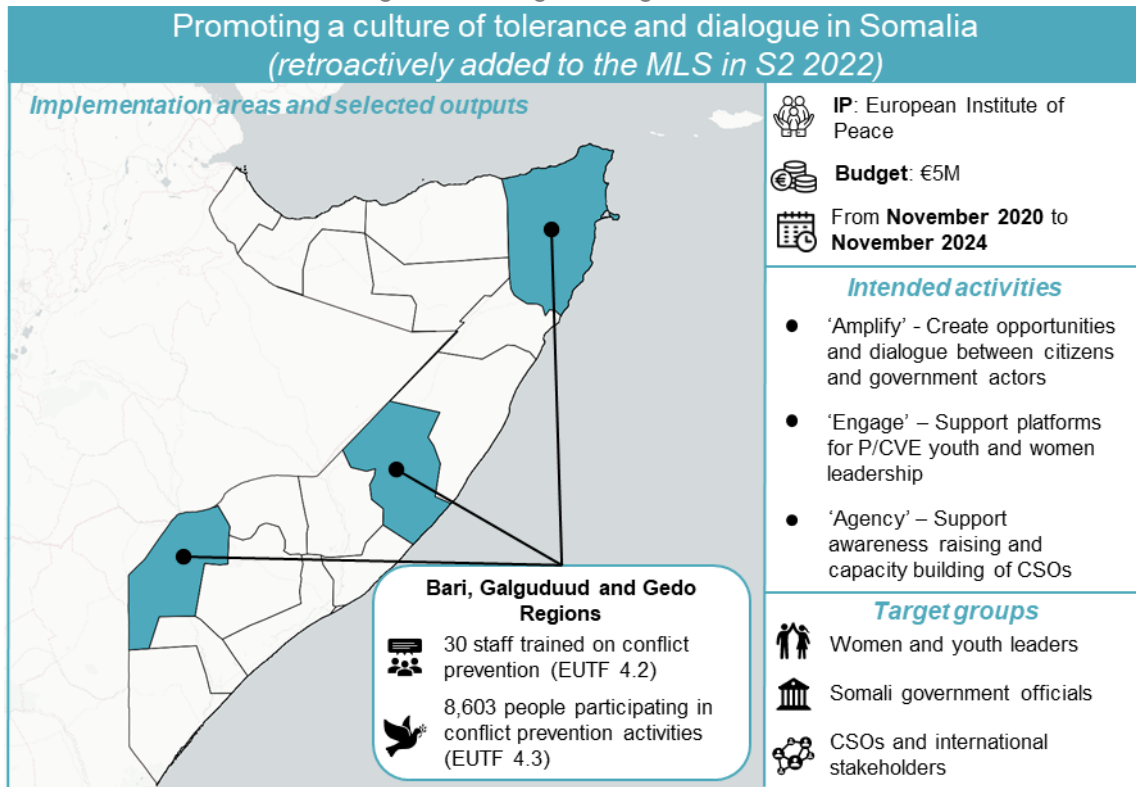


Figure 5: ILED PSD IFC



Figure 6: ILED ISED NIS

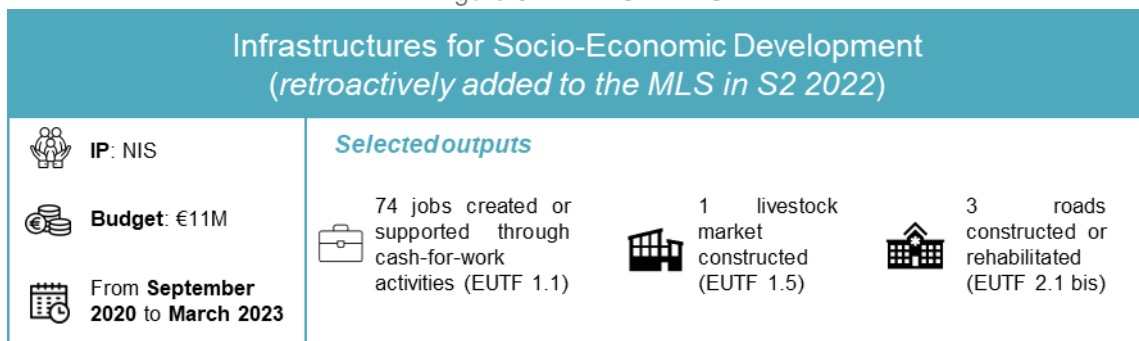


Figure 7: ILED FIG AECF

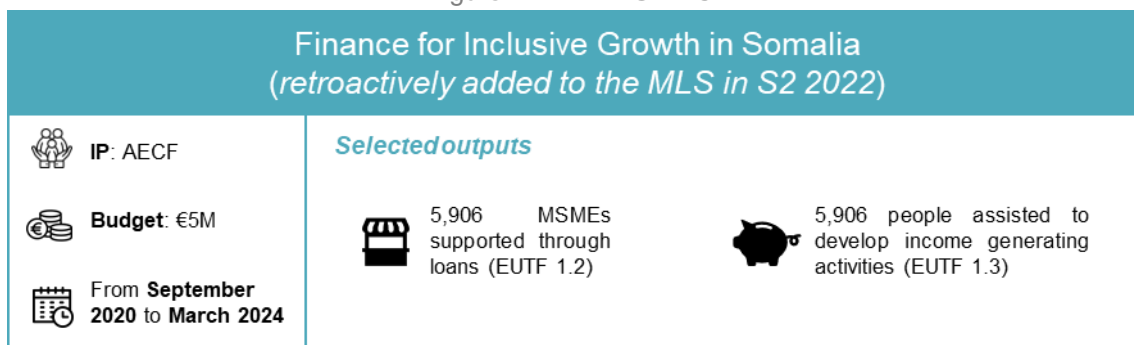


Figure 8: ILED SAGAL CW

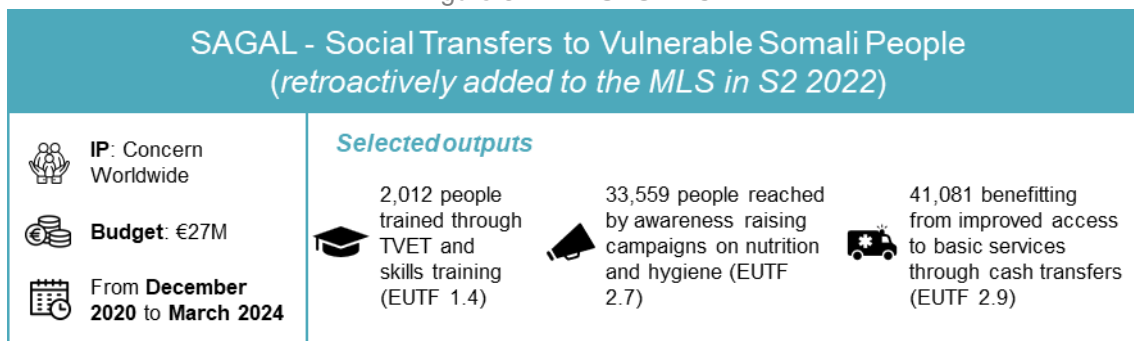


Figure 9: ILED NORDIC FUND IFU



Figure 10: ILED Youth UNFPA

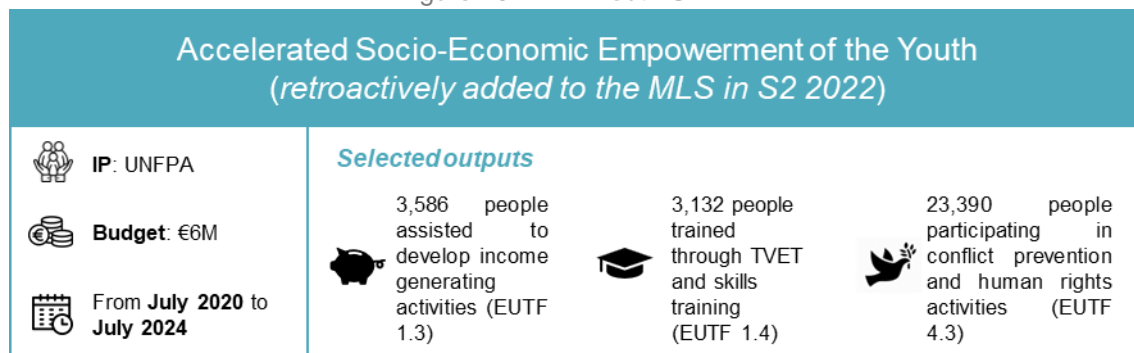


Figure 11: PCFP UNOPS – Security

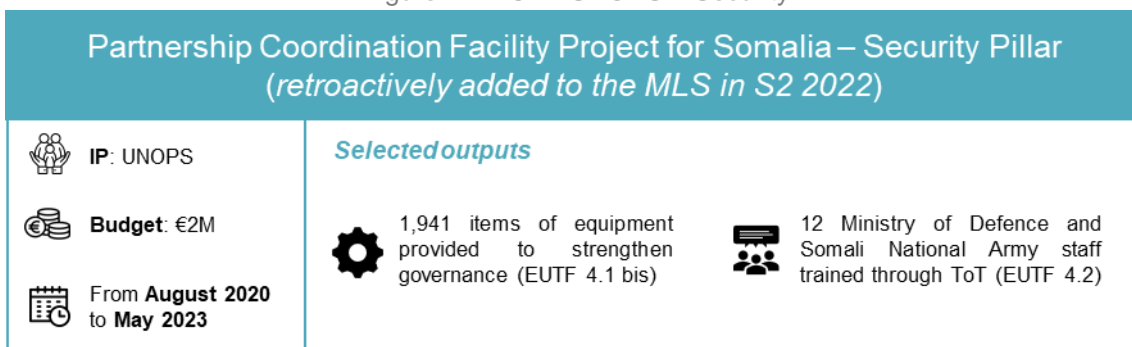


Figure 12: PCFP UNOPS – Resilience

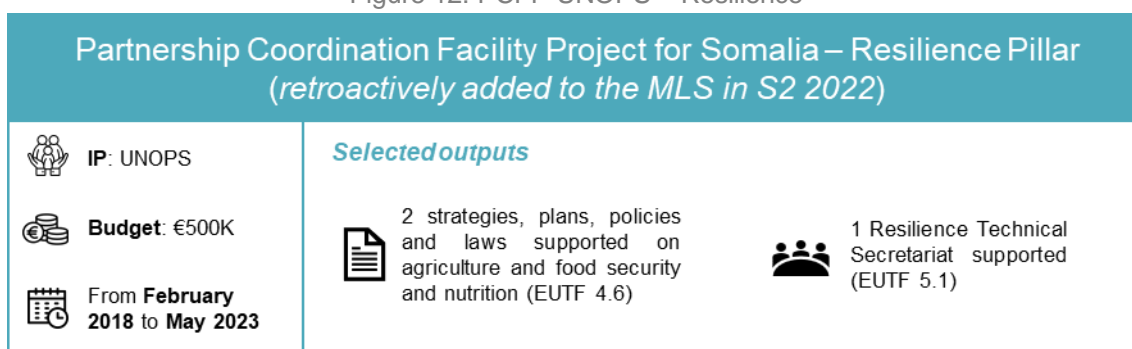


Figure 13: PCFP II UNOPS



Figure 14: Support to the Financial Governance Committee ASI



Figure 15: TA Budget Support ASI

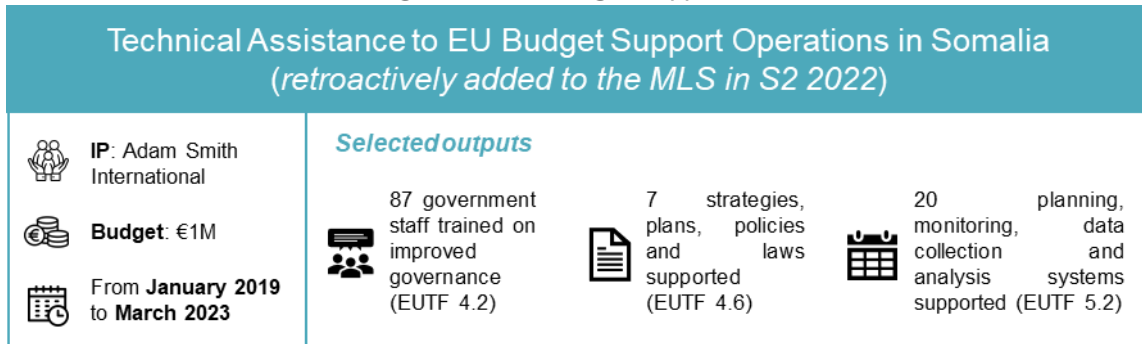


Figure 16: JCP UNODC UNMPTF

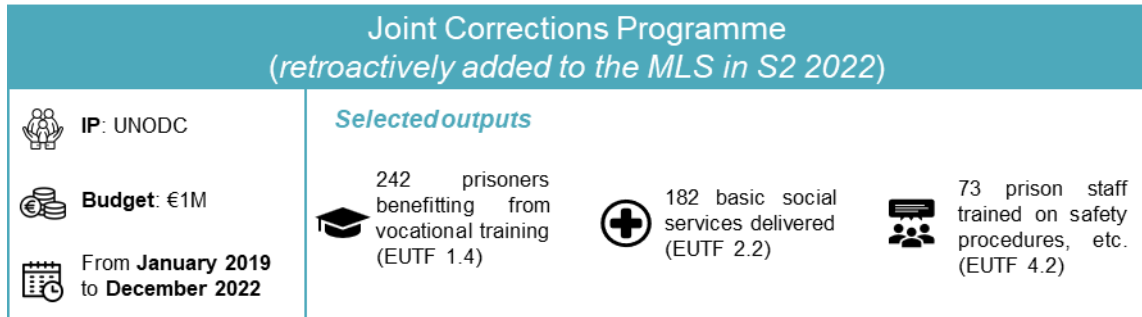
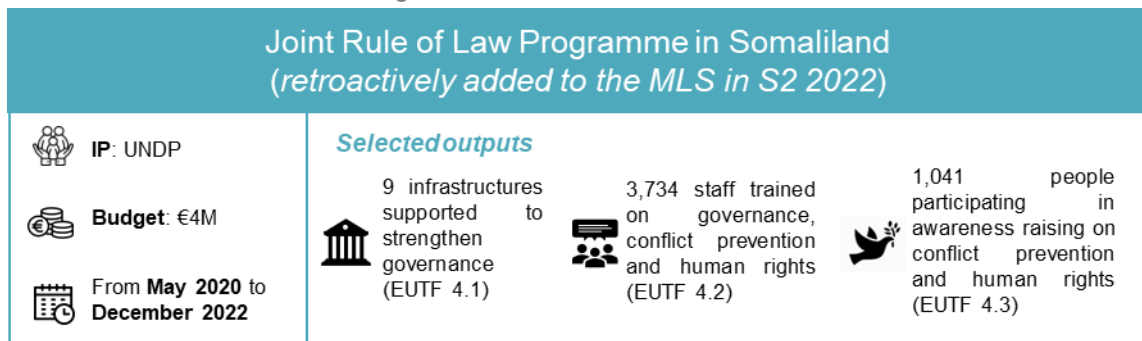


Figure 17: JRoL Somaliland UNDP



1.2.3. ETHIOPIA

Figure 18: Stability & Services Gambella IRC II¹

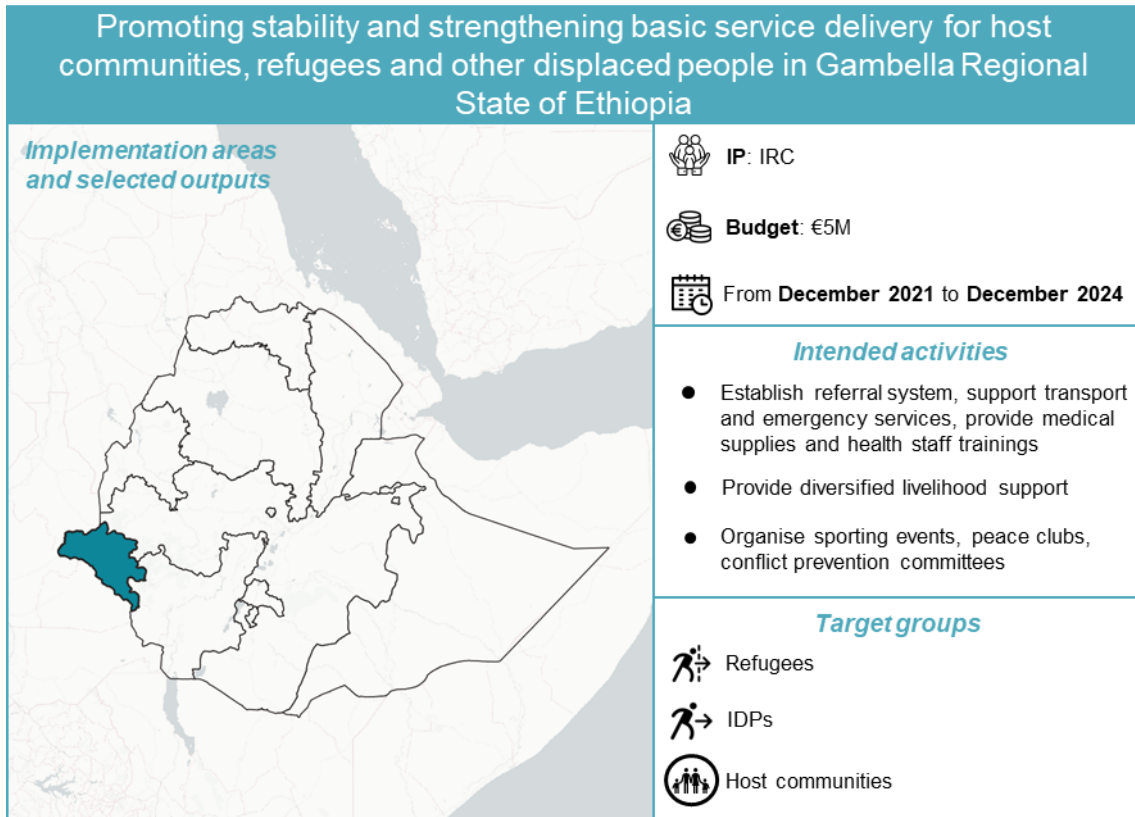
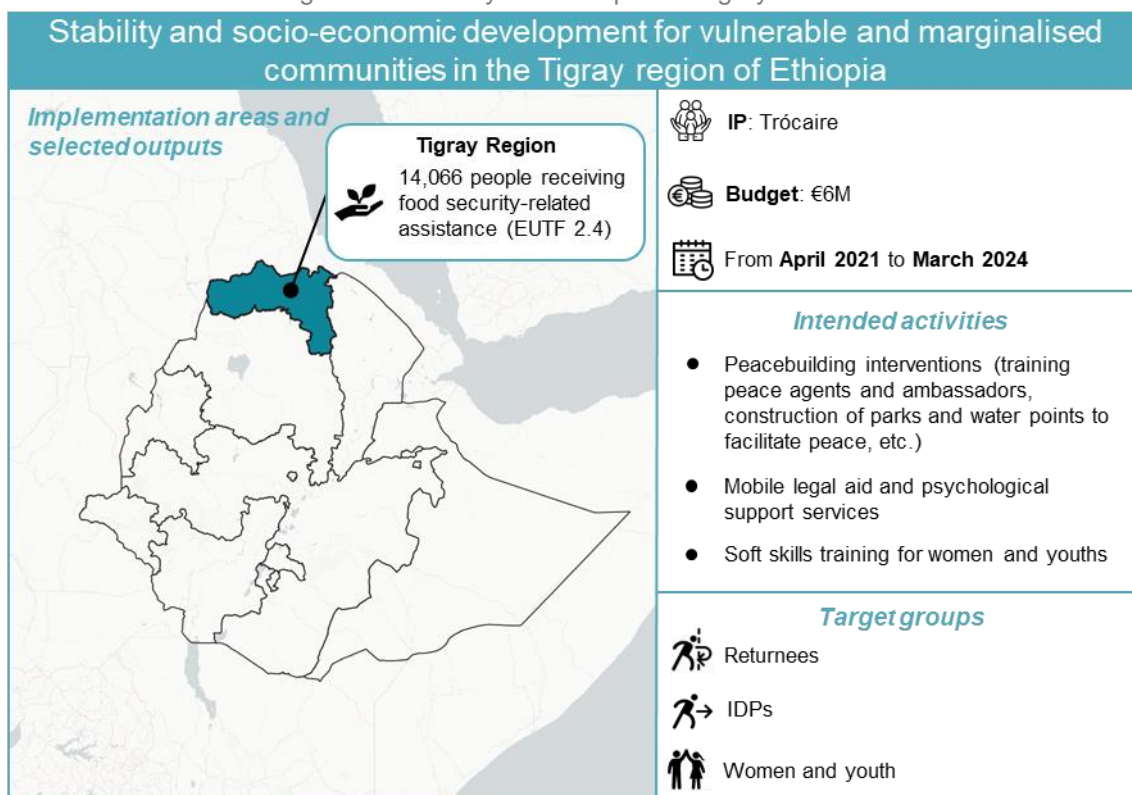








Figure 19: Stability & Development Tigray Trócaire



¹ Data for the Stability & Services Gambella IRC II project is reported on through the programme's first contract (Stability & Services Gambella IRC), and therefore contract-specific results cannot be disaggregated.

1.2.6 UGANDA

Figure 20: SUPREME JLOS MoJCA

Increased access to justice, improved security and protection of refugees and host communities in northern Uganda		
	<i>Selected outputs</i>	<i>Intended activities</i>
 IP: MoJCA	 136 basic social services delivered (EUTF 2.2)	<ul style="list-style-type: none"> ● Construction, rehabilitation and equipment of JLOS infrastructure (e.g. prisons, police posts, etc.) ● Train JLOS actors to respond to the justice needs of refugees and host communities ● Conduct awareness raising on access to justice, human rights, protection and the rule of law ● Conduct community policing and outreach within the host communities and refugee settlements
 Budget: €4.7M	 1,831 people reached by campaigns on resilience-building practices and basic rights (EUTF 2.7)	
 From November 2021 to November 2024	 4,176 staff trained on governance, conflict prevention and human rights (EUTF 4.2)	

1.3. COMPLETED PROGRAMMES IN THE 2022 ANNUAL REPORT

1.3.1 REGIONAL

Figure 21: BMM II

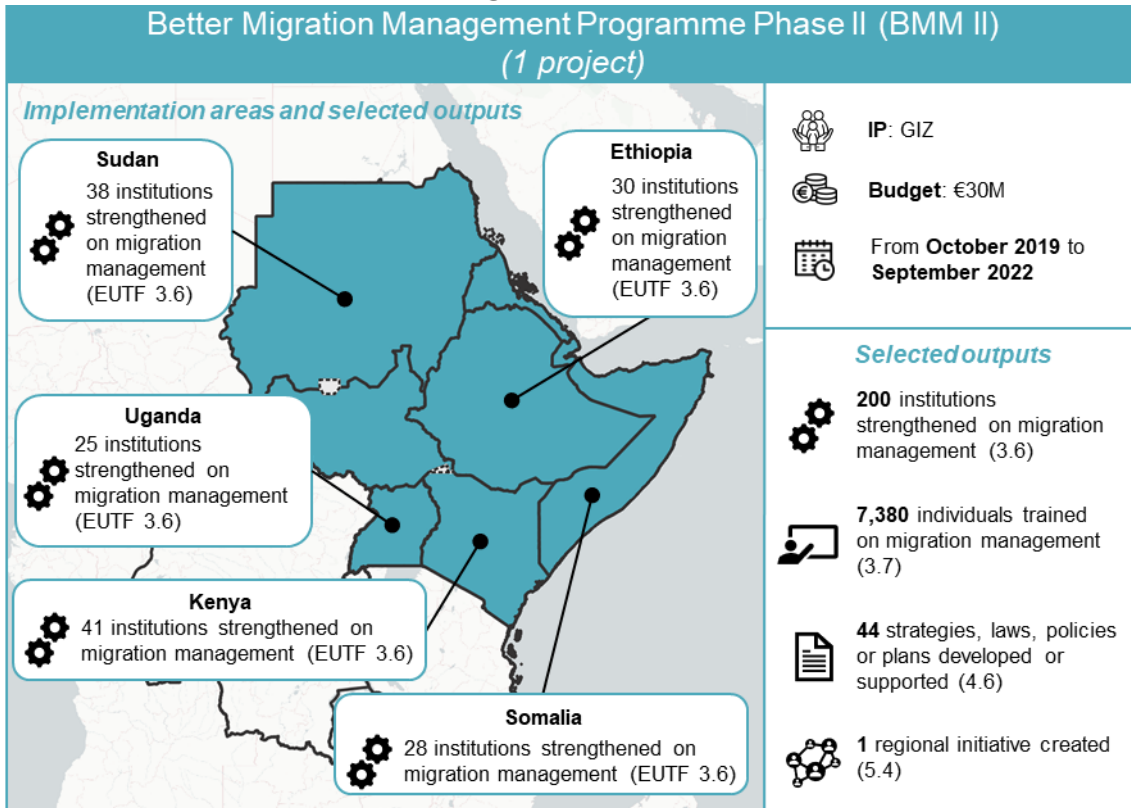


Figure 22: Disrupting Criminal Networks CIVIPOL

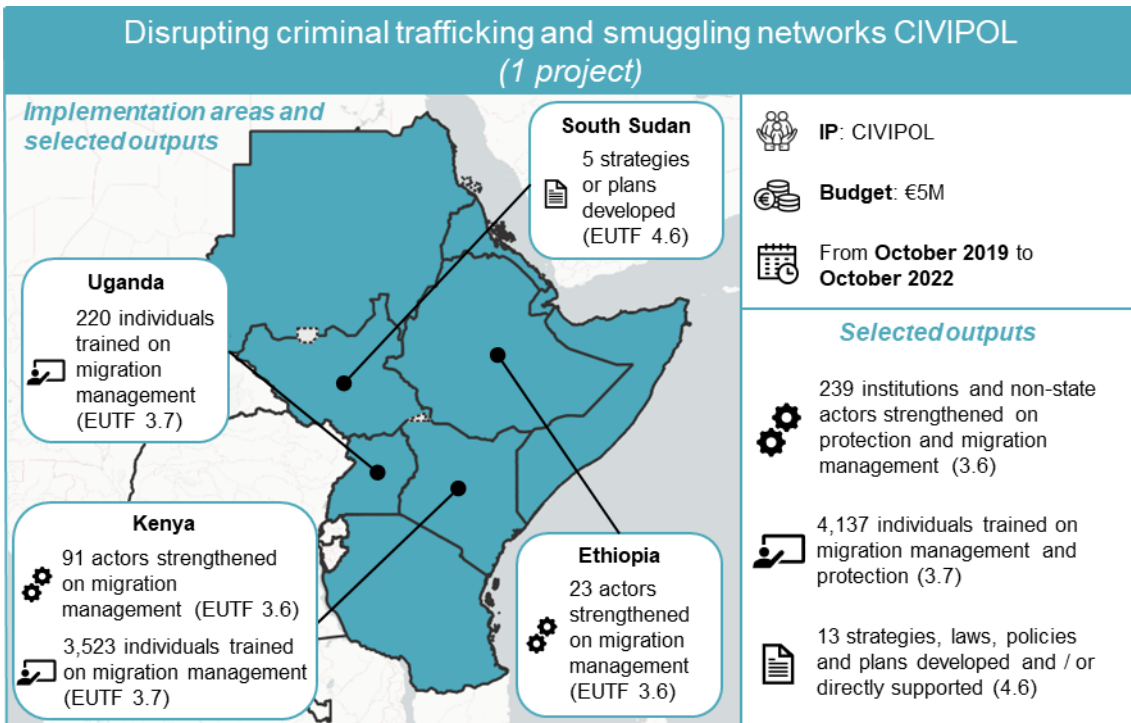
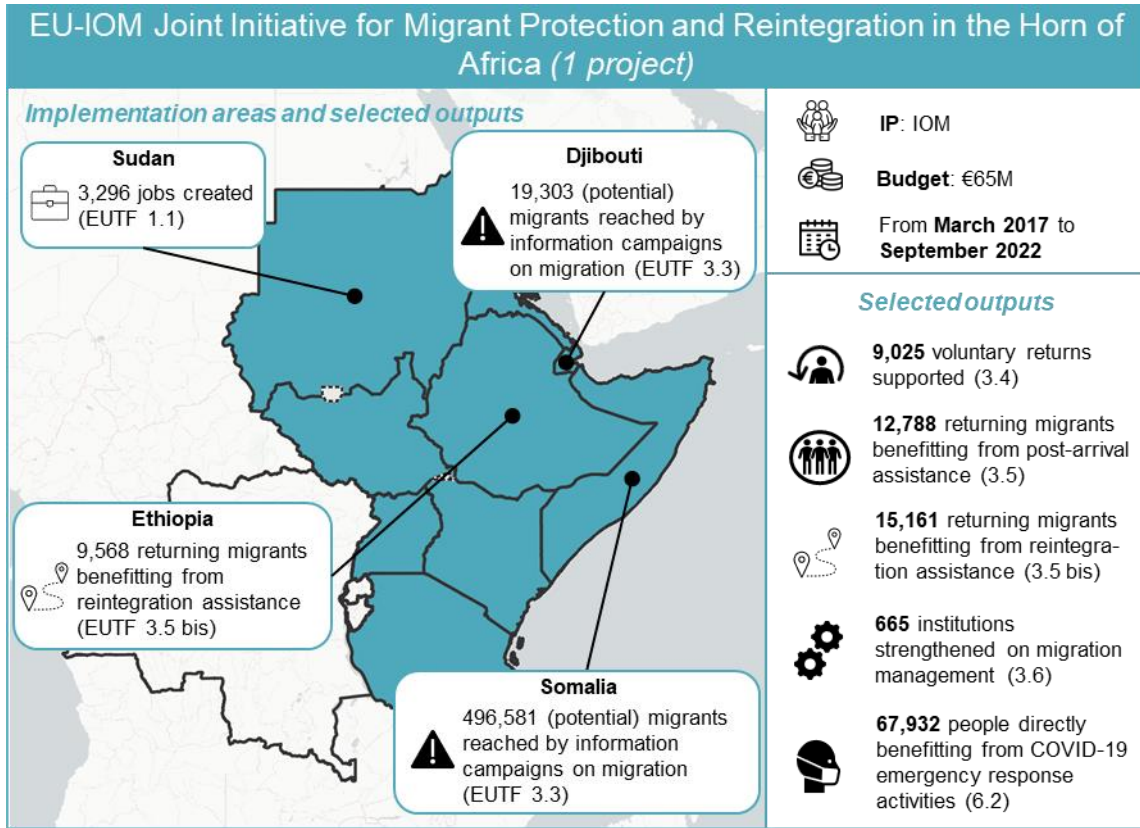


Figure 23: EU-IOM JI



1.3.4 SUDAN

Figure 24: Sudan and Europe – Creative Connections

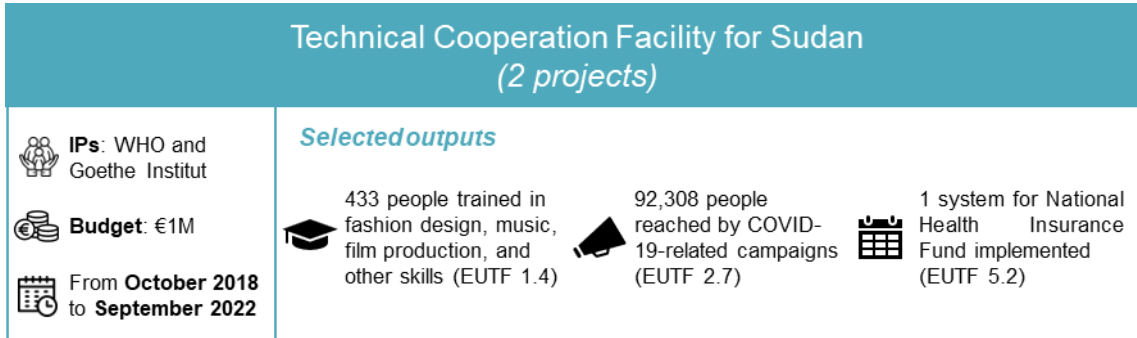
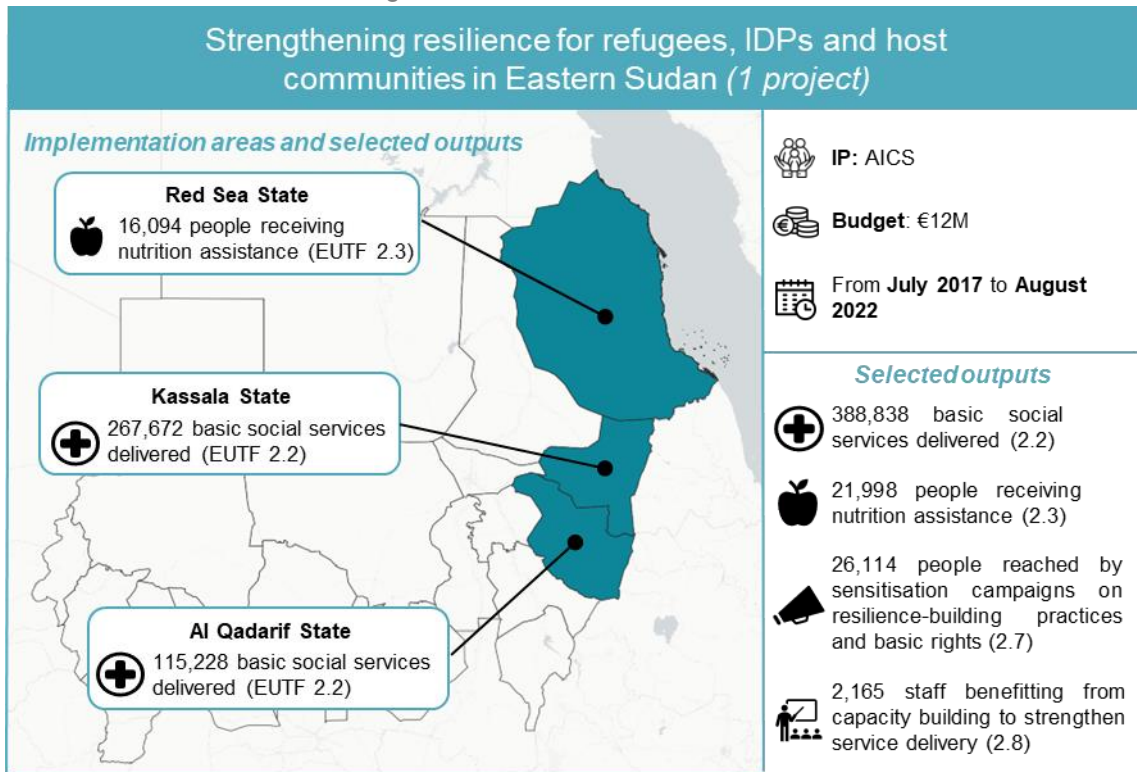
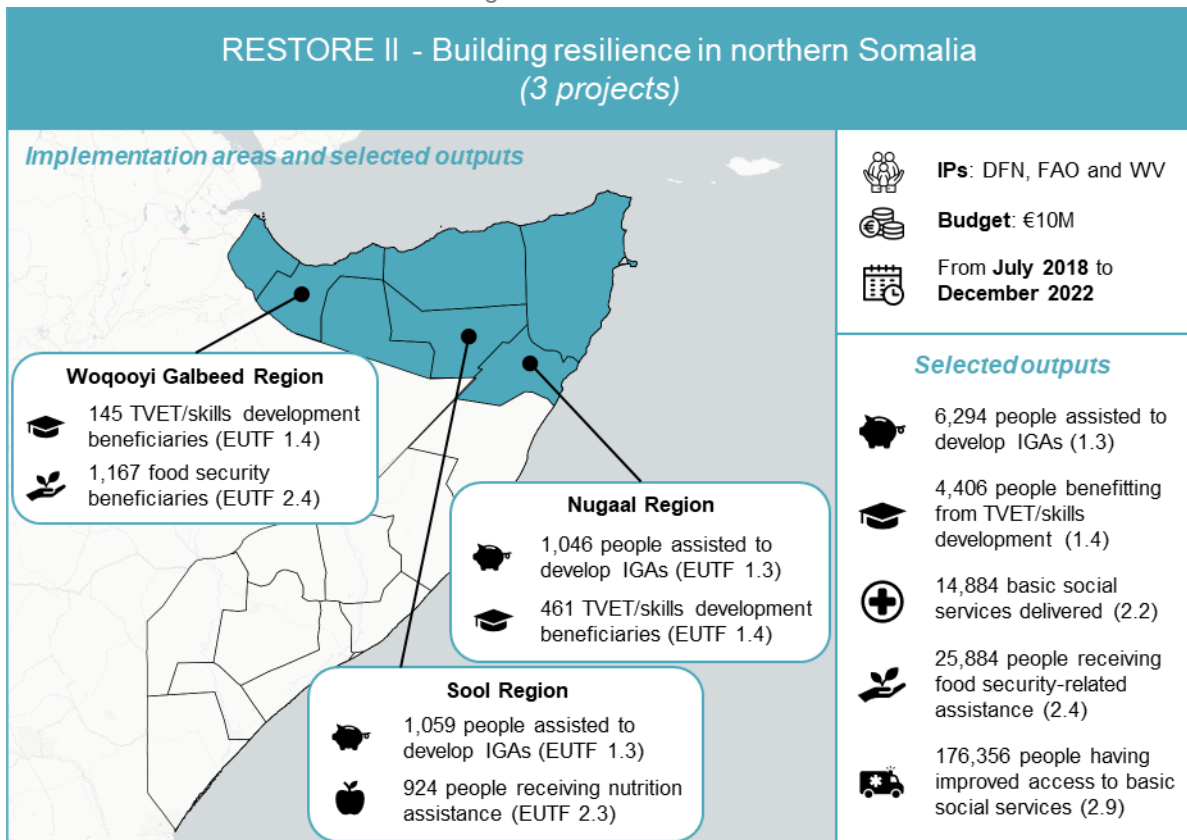


Figure 25: Resilience East SD AICS



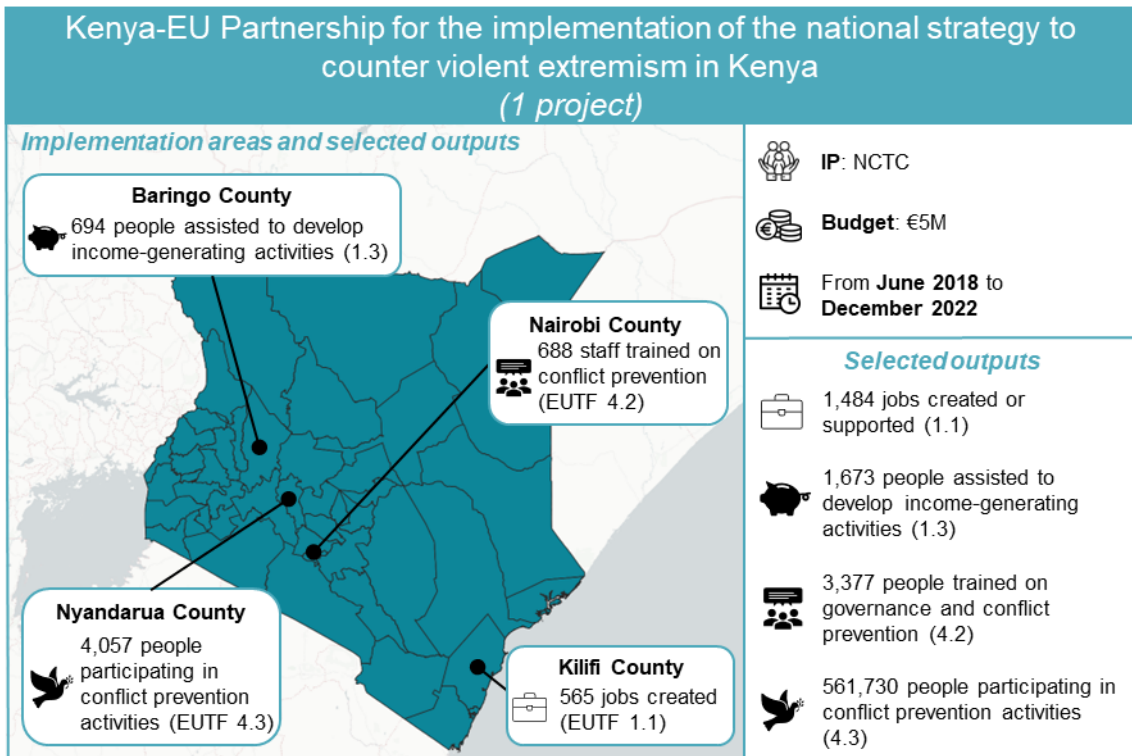
1.3.3 SOMALIA

Figure 26: RESTORE II



1.3.3 KENYA

Figure 27: Kenya-EU partnership NCTC



1.4. LIST OF INDICATORS

EUTF Indicator	
1.1	Number of direct jobs created or supported
1.2	Number of MSMEs created or supported
1.3	Number of people assisted to develop income-generating activities (IGAs)
1.4	Number of people benefitting from professional training (TVET) and/or skills development
1.5	Number of industrial parks and/or business infrastructure constructed, expanded or improved
2.1	Number of local development plans directly supported
2.1 bis	Number of social infrastructures built and/or rehabilitated
2.2	Number of basic social services delivered
2.3	Number of people receiving nutrition assistance
2.4	Number of people receiving food security-related assistance
2.5	Number of local governments and/or communities that adopt and implement local disaster risk reduction strategies
2.6	Hectares of agricultural and pastoral ecosystems where sustainable management practices have been introduced with EU support
2.7	Number of people reached by sensitisation campaigns on resilience-building practices and basic rights
2.8	Number of staff from local authorities and basic service providers benefitting from capacity building to strengthen service delivery
2.9	Number of people having improved access to basic social benefits (services and transfers)
3.1	Number of projects and initiatives supported by diaspora members
3.2	Number of migrants in transit, refugees/asylum seekers and IDPs protected and/or assisted
3.3	Number of (potential) migrants reached by information campaigns on migration
3.4	Number of voluntary returns supported
3.5	Number of returning migrants benefitting from post-arrival assistance
3.5 bis	Number of returning migrants benefitting from reintegration assistance
3.6	Number of institutions and non-state actors strengthened through capacity building or operational support on protection and migration management
3.7	Number of individuals trained on migration management and protection
3.8	Number of people of concern benefitting from evacuation and resettlement assistance or other durable solutions for evacuees
3.10	Number of people benefitting from legal migration and mobility programmes
3.11	Number of awareness raising events on migration
4.1	Number of infrastructures supported to strengthen governance
4.1 bis	Number of items of equipment provided to strengthen governance
4.2	Number of staff from governmental institutions, internal security forces and relevant non-state actors trained on governance, conflict prevention and human rights
4.3	Number of people participating in conflict prevention and human rights activities
4.6	Number of strategies, laws, policies and plans developed and / or directly supported
5.1	Number of multi-stakeholder groups and learning mechanisms formed and regularly gathering
5.2	Number of planning, monitoring, learning, data collection and analysis systems set up, implemented and / or strengthened
5.3	Number of field studies, surveys and other research conducted
5.4	Number of regional cooperation initiatives created, launched or supported
6.1	Number of COVID-19 pandemic-related supplies provided
6.2	Number of people directly benefitting from COVID-19 emergency response activities
6.3	Number of entities benefitting from COVID-19 emergency response activities

1.5. CHANGES AND CORRECTIONS

The tables below explain the differences in values reported in this report (2022 annual report) and the previous EUTF MLS report (S1 2022 report). These changes and corrections are due to (i) indicator mapping revisions (when a project activity output and the associated data has been 'remapped' from one EUTF indicator to another), (ii) multiplier revisions (that is, adjustments to the formula used by the MLS to account for double counting of outputs), (iii) data corrections provided by the IP, (iv) data corrections made by the MLS team (for example, when unusual patterns are observed in a project's historical data and the IP is unable to provide an explanation in time for the report, the data points are temporarily removed from the database), (v) a project providing historical data that was not previously reported to the MLS, (vi) newly included projects in the MLS providing historical data retroactively and (vii) projects that have been retroactively included the MLS¹ following improved communication or data collection procedures. Particularly significant changes or corrections are further explained below or in the footnotes.

It is worth noting that the following projects reviewed all data previously reported to the MLS and made multiple corrections as a result of this process.

- EU-IOM JI (Regional) made various retroactive corrections to their historical output data after undertaking a standard final review of its historical reporting, as requested by the MLS for all ending projects.
- RESET Plus Innovation Fund (Ethiopia) made various retroactive corrections to their historical output data following a request to review the historical data reported for the project by the project's new focal points.
- Stability & Services Gambella IRC made retroactive corrections to their historical output data following concerns raised by the IP when providing feedback on the first draft of the 2022 annual monitoring report.
- Kenya-EU partnership NCTC (Kenya) made various retroactive corrections to their historical output data after undertaking a standard final review of its historical reporting, as requested by the MLS for all ending projects.
- SUPREME Livelihoods WV (Uganda) made retroactive corrections to their historical output data following concerns of overreporting raised by the IP.
- WFP, through the CRRF KE Self-Reliance project (Kenya), made various retroactive corrections to their historical output data following their request to review the historical data provided by the project due to potential discrepancies identified in the previous MLS monitoring report.

Furthermore, the following Somalia projects that had previously reported data to the MLS benefitted from new reporting procedures in S2 2022 (often involving direct contact with the IP, rather than through progress reports received via EUDs as was previously the case). This has allowed for more accurate data collection, which has also resulted in multiple corrections.

- JPP UNOPS
- JSSGP UNDP UNMPTF
- JJP UNDP UNMPTF
- ILED SPD NIS
- ILED JPLG III (UNMPTF)

¹ Of the twenty projects that started reporting data to the MLS for the first time in S2 2022, fourteen were projects in Somalia that were retroactively included in the MLS thanks to improved communication and data collection procedures implemented by the MLS.

STRATEGIC OBJECTIVE 1

EUTF Indicator 1.1

Project	Period	2022 annual report	S1 2022 report	Diff.	Explanation
EU-IOM JI	2020-Q2	2,272	751	1,521	Correction from IP
RESET Plus SC	2021-Q1	572	371	201	Correction from IP
	2021-Q4	678	171	507	Correction from IP
SUPREME Livelihoods WV	2022-Q2	228	457	-229	Correction from IP
KKCF	2022-Q1	6	0	6	Q1 2022 data reported retroactively
	2022-Q2	6	0	6	Q2 2022 data reported retroactively
RESET Plus Innovation Fund	2021-Q3	60	120	-60	Correction from IP
	2022-Q1	0	120	-120	Correction from IP
ILED ISED NIS	2021-Q4	13	0	13	Project included retroactively in MLS
	2022-Q1	13	0	13	Project included retroactively in MLS
	2022-Q2	24	0	24	Project included retroactively in MLS
ILED SPD NIS	2021-Q4	37	0	37	Data correction in MLS
	2022-Q1	37	0	37	Data correction in MLS
	2022-Q2	32	0	32	Data correction in MLS
ILED Youth UNFPA	2020-Q4	9	0	9	Project included retroactively in MLS
JPP UNOPS	2019-Q1	391	333	58	Data correction in MLS
	2019-Q3	0	191	-191	Data correction in MLS
	2020-Q3	369	0	369	Data correction in MLS
	2021-Q1	0	297	-297	Data correction in MLS
	2021-Q3	0	1,948	-1,948	Data correction in MLS
	2021-Q4	0	1,792	-1,792	Data correction in MLS
JSSGP UNDP UNMPTF	2020-Q2	81	77	4	Data correction in MLS
	2021-Q1	11	0	11	Data correction in MLS
	2021-Q2	12	0	12	Data correction in MLS
CRRF ET Job Creation MC ¹	2021-Q2	11	92	-81	Mapping revision in MLS
	2021-Q4	125	137	-12	Mapping revision in MLS
	2022-Q1	0	4,695	-4,695	Mapping revision in MLS
	2022-Q2	255	306	-51	Mapping revision in MLS
Outreach SS UNICEF ²	2022-Q1	3	6	-3	Correction from IP
	2022-Q2	7,819	14,317	-6,498	Correction from IP

EUTF Indicator 1.2

Project	Period	2022 annual report	S1 2022 report	Diff.	Explanation
SUPREME Livelihoods WV	2022-Q1	188	0	188	Correction from IP
	2022-Q2	190	0	190	Correction from IP
KKCF	2022-Q1	3	0	3	Q1 2022 data reported retroactively
	2022-Q2	3	0	3	Q2 2022 data reported retroactively
CRRF KE ABLI-G	2021-Q1	1	26	-25	Correction from IP
	2021-Q4	0	324	-324	Correction from IP
	2022-Q1	110	46	64	Correction from IP
	2022-Q2	110	2	108	Correction from IP
ILED Youth UNFPA	2020-Q4	452	0	452	Project included retroactively in MLS
	2021-Q1	240	0	240	Project included retroactively in MLS
	2021-Q2	120	0	120	Project included retroactively in MLS
	2022-Q1	390	0	390	Project included retroactively in MLS
	2022-Q2	1,088	0	1,088	Project included retroactively in MLS
EPKS GIZ	2022-Q2	42	44	-2	Correction from IP
ILED FIG AECF	2021-Q4	848	0	848	Project included retroactively in MLS
	2022-Q1	1,594	0	1,594	Project included retroactively in MLS
	2022-Q2	1,957	0	1,957	Project included retroactively in MLS
ILED NORDIC FUND IFU	2021-Q1	1	0	1	Project included retroactively in MLS
	2021-Q2	1	0	1	Project included retroactively in MLS
	2021-Q3	1	0	1	Project included retroactively in MLS
	2021-Q4	1	0	1	Project included retroactively in MLS

¹ During the feedback phase of the 2022 annual monitoring report, it was discovered that the IP was mistakenly reporting data that did not correspond to the indicators in question. This data was removed from the report pending further investigation.

² Following feedback shared by the South Sudan EUD team on the S1 2022 monitoring report, the IP identified that some beneficiaries had been double counted and requested a data correction.

	2022-Q1	3	0	3	Project included retroactively in MLS
	2022-Q2	3	0	3	Project included retroactively in MLS
SS Jobs Creation ITC	2021-Q4	7	0	7	Mapping revision in MLS
	2022-Q1	11	0	11	Mapping revision in MLS
	2022-Q2	2	0	2	Mapping revision in MLS

EUTF Indicator 1.3

Project	Period	2022 annual report	S1 2022 report	Diff.	Explanation
Access to Markets Darfur WFP¹	2019-Q4	0	2,400	-2,400	Multiplier revision
	2020-Q4	0	9,911	-9,911	Multiplier revision
	2022-Q1	0	4,660	-4,660	Multiplier revision
	2022-Q2	0	14,300	-14,300	Multiplier revision
RISE ACF²	2021-Q1	3,047	2,436	610	Mapping revision in MLS
	2021-Q2	3,884	2,942	942	Mapping revision in MLS
	2021-Q4	2,658	2,632	26	Mapping revision in MLS
	2022-Q1	2,251	1,261	990	Mapping revision in MLS
	2022-Q2	2,277	1,275	1,002	Mapping revision in MLS
SSRD WV	2020-Q3	559	582	-23	Mapping revision in MLS
	2020-Q4	559	582	-23	Mapping revision in MLS
	2021-Q1	547	570	-23	Mapping revision in MLS
	2021-Q2	553	576	-23	Mapping revision in MLS
	2021-Q3	188	196	-8	Mapping revision in MLS
	2022-Q1	1,929	1,782	147	Mapping revision in MLS
	2022-Q2	2,927	2,700	226	Mapping revision in MLS
	SUPREME Livelihoods WV	2020-Q4	1,789	6,591	-4,802
2021-Q1		2,640	9,725	-7,085	Correction from IP
2021-Q2		2,669	9,833	-7,164	Correction from IP
2021-Q3		2,699	20,996	-18,297	Correction from IP
2021-Q4		2,699	25,953	-23,254	Correction from IP
2022-Q1		3,952	41,267	-37,315	Correction from IP
2022-Q2		3,996	24,537	-20,541	Correction from IP
RESET Plus Innovation Fund		2021-Q2	1,354	316	1,038
	2021-Q3	1,498	1,414	84	Data correction in MLS
	2021-Q4	1,653	1,487	166	Data correction in MLS
	2022-Q1	624	214	410	Data correction in MLS
	2022-Q2	2,350	1,420	930	Data correction in MLS
ILED Youth UNFPA	2020-Q4	405	0	405	Project included retroactively in MLS
	2021-Q1	559	0	559	Project included retroactively in MLS
	2021-Q2	360	0	360	Project included retroactively in MLS
	2022-Q2	864	0	864	Project included retroactively in MLS
ILED FIG AECF	2021-Q4	848	0	848	Project included retroactively in MLS
	2022-Q1	1,594	0	1,594	Project included retroactively in MLS
	2022-Q2	1,957	0	1,957	Project included retroactively in MLS
RED UBF	2022-Q1	69	0	69	Correction from IP
Red Save the Children	2022-Q2	939	374	565	Correction from IP

EUTF Indicator 1.4

Project	Period	2022 annual report	S1 2022 report	Diff.	Explanation
RISE ACF³	2021-Q1	1,998	2,608	-610	Mapping revision in MLS
	2021-Q2	1,161	2,102	-942	Mapping revision in MLS
	2021-Q4	1,946	1,972	-26	Mapping revision in MLS
	2022-Q1	2,007	2,998	-990	Mapping revision in MLS
	2022-Q2	2,030	3,031	-1,002	Mapping revision in MLS
SSRD WV	2020-Q3	46	0	46	Mapping revision in MLS
	2020-Q4	46	0	46	Mapping revision in MLS

¹ Upon further review by the MLS team, a multiplier of '0' has been applied to some of Access to Markets WFP's beneficiaries that are already counted against EUTF indicator 2.4, as the trainings were evaluated as enhancing food security rather than economic resilience.

² Upon further review by the MLS team, financial literacy trainings for VSLA members were remapped from EUTF indicator 1.4 to 1.3. It was established that the duration of the trainings were not long enough to be counted under TVET but could fit under 'training of VSLA members' in 1.3.

³ Ibid.

	2021-Q1	45	0	45	Mapping revision in MLS
	2021-Q2	46	0	46	Mapping revision in MLS
	2021-Q3	16	0	16	Mapping revision in MLS
	2021-Q4	17	0	17	Mapping revision in MLS
	2022-Q1	30	0	30	Mapping revision in MLS
	2022-Q2	33	0	33	Mapping revision in MLS
Transform AFD	2022-Q1	105	74	31	Correction from IP
	2022-Q2	47	75	-28	Correction from IP
SUPREME Livelihoods WV	2020-Q4	238	294	-56	Correction from IP
	2021-Q1	351	434	-83	Correction from IP
	2021-Q2	355	439	-84	Correction from IP
	2021-Q3	0	1,149	-1,149	Correction from IP
	2022-Q2	0	457	-457	Correction from IP
ILED Youth UNFPA	2020-Q4	452	0	452	Project included retroactively in MLS
	2021-Q1	240	0	240	Project included retroactively in MLS
	2021-Q2	887	0	887	Project included retroactively in MLS
	2022-Q1	390	0	390	Project included retroactively in MLS
	2022-Q2	1,088	0	1,088	Project included retroactively in MLS
EPKS GIZ	2022-Q2	101	103	-2	Correction from IP
JCP UNODC UNMPF	2020-Q1	33	0	33	Project included retroactively in MLS
	2020-Q2	33	0	33	Project included retroactively in MLS
	2020-Q3	34	0	34	Project included retroactively in MLS
	2020-Q4	34	0	34	Project included retroactively in MLS
	2021-Q1	21	0	21	Project included retroactively in MLS
	2021-Q2	21	0	21	Project included retroactively in MLS
	2021-Q3	22	0	22	Project included retroactively in MLS
	2021-Q4	22	0	22	Project included retroactively in MLS
	2022-Q1	5	0	5	Project included retroactively in MLS
	2022-Q2	5	0	5	Project included retroactively in MLS
JJP UNDP UNMPF	2019-Q1	15	0	15	Correction from IP
	2019-Q2	15	0	15	Correction from IP
	2019-Q3	16	0	16	Correction from IP
	2019-Q4	16	0	16	Correction from IP
	2020-Q1	13	51	-38	Correction from IP
	2020-Q2	13	0	13	Correction from IP
	2020-Q3	13	0	13	Correction from IP
	2020-Q4	13	0	13	Correction from IP
JRoL Somaliland UNDP	2021-Q1	1	0	1	Project included retroactively in MLS
	2021-Q2	1	0	1	Project included retroactively in MLS
	2021-Q3	1	0	1	Project included retroactively in MLS
	2021-Q4	1	0	1	Project included retroactively in MLS
Red Save the Children	2022-Q2	820	767	53	Correction from IP

EUTF Indicator 1.5

Project	Period	2022 annual report	S1 2022 report	Diff.	Explanation
ILED ISED NIS	2021-Q4	1	0	1	Project included retroactively in MLS
ILED Youth UNFPA	2021-Q2	4	0	4	Project included retroactively in MLS

STRATEGIC OBJECTIVE 2

EUTF Indicator 2.1

Project	Period	2022 annual report	S1 2022 report	Diff.	Explanation
RED Save the Children	2021-Q4	0	5	-5	Data correction in MLS

EUTF Indicator 2.1 bis

Project	Period	2022 annual report	S1 2022 report	Diff.	Explanation
EU-IOM JI	2019-Q1	1	2	-1	Correction from IP
	2019-Q3	0	3	-3	Correction from IP
	2020-Q2	4	7	-3	Correction from IP

	2020-Q3	1	5	-4	Correction from IP
EQUIP I-LEARN UNICEF	2021-Q4	50	48	2	Correction from IP
	2022-Q2	12	11	1	Correction from IP
CRRF KE Self-Reliance	2021-Q1	1	10	-9	Correction from IP
	2021-Q2	8	19	-11	Correction from IP
	2021-Q4	4	14	-10	Correction from IP
	2022-Q1	1	14	-13	Correction from IP
ILED ISED NIS	2021-Q3	2	0	2	Project included retroactively in MLS
ILED SPD NIS	2021-Q4	104	0	104	Data correction in MLS
	2022-Q1	102	0	102	Data correction in MLS
	2022-Q2	48	0	48	Data correction in MLS
CRRF DIRECT Protection and Assistance	2022-Q1	3	0	3	Q1 2022 data reported retroactively
Stability & Services Gambella IRC	2021-Q1	1	0	-1	Correction from IP
	2021-Q2	1	12	-11	Correction from IP
	2021-Q3	1	0	1	Correction from IP
	2021-Q4	1	3	-2	Correction from IP
	2022-Q1	5	0	5	Correction from IP
	2022-Q2	5	0	5	Correction from IP
ILED JPLG III (UNMPF)	2020-Q1	1	0	1	Data correction in MLS
	2020-Q2	1	0	1	Data correction in MLS
	2020-Q3	1	0	1	Data correction in MLS
	2020-Q4	1	0	1	Data correction in MLS
	2021-Q1	5	0	5	Data correction in MLS

EUTF Indicator 2.2

Project	Period	2022 annual report	S1 2022 report	Diff.	Explanation
EQUIP I-LEARN UNICEF¹	2020-Q1	32,010	34,861	-2,851	Correction from IP
	2021-Q1	35,986	31,674	4,312	Correction from IP
	2021-Q2	13,064	1,045	12,019	Correction from IP
	2021-Q4	21,997	6,500	15,497	Correction from IP
	2022-Q1	16,202	3,457	12,745	Correction from IP
JCP UNODC UNMPF	2021-Q1	45	0	45	Project included retroactively in MLS
	2021-Q2	45	0	45	Project included retroactively in MLS
	2021-Q3	46	0	46	Project included retroactively in MLS
	2021-Q4	46	0	46	Project included retroactively in MLS
JJP UNDP UNMPF	2019-Q1	0	2,473	-2,473	Correction from IP
	2019-Q2	0	2,473	-2,473	Correction from IP
	2019-Q3	0	2,476	-2,476	Correction from IP
	2019-Q4	10,272	2,477	7,795	Correction from IP
	2020-Q1	3,252	3,410	-158	Correction from IP
	2020-Q2	3,252	589	2,663	Correction from IP
	2020-Q3	3,288	0	3,288	Correction from IP
	2020-Q4	3,288	0	3,288	Correction from IP
	2021-Q1	2,518	2,915	-397	Correction from IP
	2021-Q2	2,546	3,177	-631	Correction from IP
	2021-Q3	2,574	0	2,574	Correction from IP
	2021-Q4	2,574	8,791	-6,217	Correction from IP
	2022-Q1	212	0	212	Correction from IP
	2022-Q2	214	0	214	Correction from IP
JRoL Somaliland UNDP	2020-Q1	515	0	515	Project included retroactively in MLS
	2020-Q2	515	0	515	Project included retroactively in MLS
	2020-Q3	521	0	521	Project included retroactively in MLS
	2020-Q4	521	0	521	Project included retroactively in MLS
	2021-Q1	2	0	2	Project included retroactively in MLS
	2021-Q2	2	0	2	Project included retroactively in MLS
	2021-Q3	3	0	3	Project included retroactively in MLS
	2021-Q4	3	0	3	Project included retroactively in MLS
	2022-Q1	5	0	5	Project included retroactively in MLS
	2022-Q2	5	0	5	Project included retroactively in MLS
SUPREME Justice PRI	2022-Q1	215	0	215	Data verification delayed

¹ As the project was completed in 2022, EQUIP I-LEARN UNICEF conducted a thorough review of all historical data reported to the MLS and discovered multiple errors that are now corrected.

	2022-Q2	279	0	279	Data verification delayed
Stability & Services Gambella IRC	2021-Q1	49	35	14	Correction from IP
	2021-Q2	49	0	49	Correction from IP
	2021-Q3	50	0	50	Correction from IP
	2021-Q4	50	0	50	Correction from IP
	2022-Q1	790	612	178	Correction from IP
	2022-Q2	798	2,157	-1,359	Correction from IP

EUTF Indicator 2.3

Project	Period	2022 annual report	S1 2022 report	Diff.	Explanation
Improving Nutrition WFP¹	2022-Q1	38,814	39,393	-579	Data correction in MLS
	2022-Q2	34,623	35,833	-1,210	Data correction in MLS

EUTF Indicator 2.4

Project	Period	2022 annual report	S1 2022 report	Diff.	Explanation
CRRF KE Self-Reliance	2022-Q1	2,502	2,511	-9	Data correction from IP
SUPREME Livelihoods WV	2020-Q4	2,259	425	1,834	Correction from IP
	2021-Q1	3,333	627	2,706	Correction from IP
	2021-Q2	3,370	634	2,736	Correction from IP
	2021-Q3	4,433	13,300	-8,867	Correction from IP
	2021-Q4	4,433	10,397	-5,964	Correction from IP
	2022-Q1	4,336	8,761	-4,424	Correction from IP
	2022-Q2	4,385	14,638	-10,254	Correction from IP
RESET Plus Innovation Fund	2021-Q2	4,968	6,006	-1,038	Data correction in MLS
	2021-Q3	3,693	3,777	-84	Data correction in MLS
	2021-Q4	672	838	-166	Data correction in MLS
	2022-Q1	2,038	2,448	-410	Data correction in MLS
	2022-Q2	2,891	3,821	-930	Data correction in MLS

EUTF Indicator 2.7

Project	Period	2022 annual report	S1 2022 report	Diff.	Explanation
Access to Markets Darfur WFP²	2019-Q4	8,110	7,125	985	Multiplier revision
	2021-Q3	6,126	0	6,126	Multiplier revision
	2022-Q2	17,365	915	16,450	Multiplier revision
CRRF KE Self-Reliance	2020-Q4	23,030	24,428	-1,398	Correction from IP
	2021-Q1	14,612	27,512	-12,900	Correction from IP
	2021-Q2	16,167	31,167	-15,000	Correction from IP
	2021-Q4	41,536	45,042	-3,506	Correction from IP
KKCF	2022-Q1	3	0	3	Q1 2022 data reported retroactively
	2022-Q2	3	0	3	Q2 2022 data reported retroactively
Stability & Services Gambella IRC	2021-Q1	169	0	169	Correction from IP
	2021-Q2	171	84	87	Correction from IP
	2021-Q3	173	487	-314	Correction from IP
	2021-Q4	173	1,486	-1,313	Correction from IP
	2022-Q1	6,120	31,838	-25,718	Correction from IP
	2022-Q2	6,188	39,114	-32,926	Correction from IP
ILED Youth UNFPA	2021-Q1	50,000	0	50,000	Project included retroactively in MLS
JJP UNDP UNMPTF	2019-Q1	20	0	20	Project included retroactively in MLS
	2019-Q2	70	0	70	Project included retroactively in MLS
	2019-Q3	40	0	40	Project included retroactively in MLS
ILED JPLG III (UNMPTF)	2019-Q1	5	0	5	Data correction in MLS
	2019-Q2	5	0	5	Data correction in MLS
	2019-Q3	5	0	5	Data correction in MLS
	2019-Q4	5	0	5	Data correction in MLS
ILED SAGAL CW	2021-Q1	10,773	0	10,773	Project included retroactively in MLS
	2021-Q2	11,648	0	11,648	Project included retroactively in MLS

¹ Improving Nutrition WFP numbers were adjusted following the identification of double counting of beneficiaries.

² Access to Markets WFO informed the MLS team that smallholder farmers reached by awareness raising sessions on crop losses (counted against EUTF indicator 2.7) were new beneficiaries, and not beneficiaries that had been double counted as previously assumed.

2021-Q3	5,569	0	5,569	Project included retroactively in MLS
2021-Q4	5,569	0	5,569	Project included retroactively in MLS

EUTF Indicator 2.8

Project	Period	2022 annual report	S1 2022 report	Diff.	Explanation
CRRF KE Self Reliance	2021-Q3	13	93	-80	Correction from IP
	2022-Q1	249	242	7	Correction from IP
Stability & Services Gambella IRC	2021-Q1	54	0	54	Correction from IP
	2021-Q2	54	97	-43	Correction from IP
	2021-Q3	55	153	-98	Correction from IP
	2021-Q4	55	75	-20	Correction from IP
	2022-Q1	131	175	-44	Correction from IP
	2022-Q2	132	111	21	Correction from IP
HEALTHPRO AICS	2021-Q4	96	16	80	Correction from IP
	2022-Q2	147	111	36	Correction from IP

EUTF Indicator 2.9

Project	Period	2022 annual report	S1 2022 report	Diff.	Explanation
RE-INTEG CW¹	2020-Q2	0	3,000	-3,000	Data correction in MLS
KKCF²	2022-Q1	1,921	0	1,921	Q1 2022 data reported retroactively
	2022-Q2	1,942	0	1,942	Q2 2022 data reported retroactively
ILED JPLG III (UNMPF)	2019-Q1	2,032	0	2,032	Data correction in MLS
	2019-Q2	2,055	0	2,055	Data correction in MLS
	2019-Q3	2,078	0	2,078	Data correction in MLS
	2019-Q4	2,078	0	2,078	Data correction in MLS
	2020-Q1	2,077	0	2,077	Data correction in MLS
	2020-Q2	2,077	0	2,077	Data correction in MLS
	2020-Q3	2,099	0	2,099	Data correction in MLS
	2020-Q4	2,099	0	2,099	Data correction in MLS
	2021-Q1	11,418	0	11,418	Data correction in MLS
	ILED SAGAL CW	2021-Q1	10,773	0	10,773
2021-Q2		11,648	0	11,648	Project included retroactively in MLS
2021-Q3		5,569	0	5,569	Project included retroactively in MLS
2021-Q4		5,569	0	5,569	Project included retroactively in MLS
RE-INTEG CW 2³	2020-Q2	3,000	0	3,000	Data correction in MLS
Stability & Services Gambella IRC	2021-Q1	127,227	0	127,227	Correction from IP
	2021-Q2	128,641	0	128,641	Correction from IP
	2021-Q3	130,054	0	130,054	Correction from IP
	2021-Q4	130,054	515,615	-385,561	Correction from IP
	2022-Q1	24,776	0	24,776	Correction from IP
	2022-Q2	25,052	31,961	-6,909	Correction from IP

STRATEGIC OBJECTIVE 3

EUTF Indicator 3.3

Project	Period	2022 annual report	S1 2022 report	Diff.	Explanation
EU-IOM JI	2019-Q1	1,678	2,004	-326	Correction from IP
	2019-Q2	5,607	4,225	1,382	Correction from IP
	2021-Q4	2,169	682	1,487	Correction from IP

¹ RE-INTEG CW received a top-up contract (RE-INTEG CW 2) to respond to the COVID-19 pandemic. COVID-19-related cash transfers (counted against EUTF indicator 2.9) were originally reported under RE-INTEG CW and were re-mapped to the RE-INTEG CW 2 contract in the 2022 annual report.

² The KKCF was unable to report data to the MLS in the S1 2022 report, as the project reports on an annual basis. Several outputs were therefore included retroactively in the 2022 annual report.

³ See footnote 2.

EUTF Indicator 3.4

Project	Period	2022 annual report	S1 2022 report	Diff.	Explanation
EU-IOM JI	2019-Q1	430	555	-125	Correction from IP
	2019-Q2	435	389	46	Correction from IP
	2019-Q3	439	425	14	Correction from IP
	2019-Q4	439	511	-72	Correction from IP
	2020-Q1	435	1,568	-1,133	Correction from IP
	2020-Q2	435	12	423	Correction from IP
	2020-Q3	439	177	262	Correction from IP
	2020-Q4	439	164	275	Correction from IP
	2021-Q1	430	243	187	Correction from IP
	2021-Q2	435	687	-252	Correction from IP
	2021-Q3	439	838	-399	Correction from IP
	2021-Q4	439	173	266	Correction from IP
	2022-Q1	161	438	-277	Correction from IP
	2022-Q2	163	713	-550	Correction from IP

EUTF Indicator 3.5

Project	Period	2022 annual report	S1 2022 report	Diff.	Explanation
EU-IOM JI	2019-Q3	1,347	1,096	251	Correction from IP
	2019-Q4	712	819	-107	Correction from IP
	2020-Q1	473	455	18	Correction from IP
	2020-Q4	261	329	-68	Correction from IP
	2021-Q3	798	723	75	Correction from IP
	2021-Q4	554	537	17	Correction from IP
CRRF DIRECT Protection and Assistance ¹	2022-Q1	5,114	0	5,114	Q1 2022 data reported retroactively
	2022-Q2	7,508	0	7,508	Q2 2022 data reported retroactively

EUTF Indicator 3.5 bis

Project	Period	2022 annual report	S1 2022 report	Diff.	Explanation
EU-IOM JI	2019-Q1	675	847	-172	Correction from IP
	2019-Q2	683	984	-301	Correction from IP
	2019-Q3	690	1,022	-332	Correction from IP
	2019-Q4	690	1,583	-893	Correction from IP
	2020-Q1	683	1,788	-1,105	Correction from IP
	2020-Q2	683	885	-202	Correction from IP
	2020-Q3	690	815	-125	Correction from IP
	2020-Q4	690	1,230	-540	Correction from IP
	2021-Q1	675	915	-240	Correction from IP
	2021-Q2	683	989	-360	Correction from IP
	2021-Q3	690	969	-279	Correction from IP
	2021-Q4	690	1,275	-585	Correction from IP
	2022-Q1	495	1,723	-1,229	Correction from IP
	2022-Q1	500	1,723	-673	Correction from IP
CRRF DIRECT Protection and Assistance	2022-Q1	630	0	630	Q1 2022 data reported retroactively
	2022-Q2	1,234	0	1,234	Q2 2022 data reported retroactively

EUTF Indicator 3.6

Project	Period	2022 annual report	S1 2022 report	Diff.	Explanation
EU-IOM JI	2019-Q1	147	27	120	Correction from IP
	2019-Q2	50	48	2	Correction from IP
	2020-Q1	44	45	-1	Correction from IP
	2020-Q2	25	28	-3	Correction from IP
	2021-Q1	41	106	-65	Correction from IP
	2021-Q2	97	102	-5	Correction from IP

¹ CRRF DIRECT Protection and Assistance reported to the MLS for the first time in the 2022 annual report, and some historical data has been included retroactively in the MLS.

2021-Q3	15	107	-92	Correction from IP
2021-Q4	0	109	-109	Correction from IP
2022-Q1	0	90	-90	Correction from IP
2022-Q2	0	60	-60	Correction from IP

EUTF Indicator 3.7

Project	Period	2022 annual report	S1 2022 report	Diff.	Explanation
EU-IOM JI	2021-Q3	612	456	156	Correction from IP
	2021-Q4	618	495	123	Correction from IP
	2022-Q1	278	372	-94	Correction from IP
BMM GIZ II	2022-Q1	732	550	182	Correction from IP
	2022-Q2	966	404	562	Correction from IP
CRRF Urban Development Cities Alliance	2021-Q1	66	59	7	Correction from IP
	2021-Q4	83	74	9	Correction from IP
	2022-Q1	102	92	10	Correction from IP

STRATEGIC OBJECTIVE 4

EUTF Indicator 4.1

Project	Period	2022 annual report	S1 2022 report	Diff.	Explanation
ILED SPD NIS	2021-Q4	1	0	1	Data correction in MLS
	2022-Q2	2	0	2	Data correction in MLS
JCP UNODC UNMPTF	2020-Q3	1	0	1	Project included retroactively in MLS
	2020-Q4	1	0	1	Project included retroactively in MLS
	2021-Q1	1	0	1	Project included retroactively in MLS
	2021-Q2	1	0	1	Project included retroactively in MLS
	2021-Q3	1	0	1	Project included retroactively in MLS
	2021-Q4	1	0	1	Project included retroactively in MLS
JRoL Somaliland UNDP	2022-Q1	2	0	2	Project included retroactively in MLS
	2022-Q2	2	0	2	Project included retroactively in MLS

EUTF Indicator 4.1 bis

Project	Period	2022 annual report	S1 2022 report	Diff.	Explanation
JPP UNOPS	2019-Q3	15	0	15	Data correction in MLS
	2019-Q4	22	4	18	Data correction in MLS
	2020-Q4	32	0	32	Data correction in MLS
	2021-Q2	2	0	2	Data correction in MLS
	2021-Q3	2	0	2	Data correction in MLS
	2022-Q1	16	0	16	Data correction in MLS
	2022-Q2	16	0	16	Data correction in MLS
	PCFP UNOPS - Security	2021-Q1	211	0	211
2021-Q2		214	0	214	Project included retroactively in MLS
2021-Q3		216	0	216	Project included retroactively in MLS
2021-Q4		442	0	442	Project included retroactively in MLS
2022-Q1		212	0	212	Project included retroactively in MLS
2022-Q2		214	0	214	Project included retroactively in MLS

EUTF Indicator 4.2

Project	Period	2022 annual report	S1 2022 report	Diff.	Explanation
ILED Youth UNFPA	2020-Q4	199	0	199	Project included retroactively in MLS
	2021-Q1	52	0	52	Project included retroactively in MLS
	2021-Q2	125	0	125	Project included retroactively in MLS
	2021-Q3	67	0	67	Project included retroactively in MLS
	2022-Q1	23	0	23	Project included retroactively in MLS

JPP UNOPS	2019-Q2	1,038	16	1,022	Data correction in MLS
	2019-Q3	132	317	-185	Data correction in MLS
	2019-Q4	0	385	-385	Data correction in MLS
	2020-Q1	0	200	-200	Data correction in MLS
	2020-Q4	222	0	222	Data correction in MLS
	2021-Q3	388	95	293	Data correction in MLS
	2021-Q4	117	0	117	Data correction in MLS
	2022-Q1	432	0	432	Data correction in MLS
	2022-Q2	797	0	797	Data correction in MLS
JSSGP UNDP UNMPTF	2020-Q2	19	0	19	Data correction in MLS
	2021-Q1	17	0	17	Data correction in MLS
	2021-Q2	18	0	18	Data correction in MLS
JCP UNODC UNMPTF	2021-Q1	11	0	11	Project included retroactively in MLS
	2021-Q2	11	0	11	Project included retroactively in MLS
	2021-Q3	12	0	12	Project included retroactively in MLS
	2021-Q4	12	0	12	Project included retroactively in MLS
	2022-Q1	7	0	7	Project included retroactively in MLS
	2022-Q2	7	0	7	Project included retroactively in MLS
JJP UNDP UNMPTF	2019-Q1	208	0	208	Data correction in MLS
	2019-Q2	211	0	211	Data correction in MLS
	2019-Q3	213	0	213	Data correction in MLS
	2019-Q4	399	60	339	Data correction in MLS
	2020-Q1	211	0	211	Data correction in MLS
	2020-Q2	211	0	211	Data correction in MLS
	2020-Q3	213	0	213	Data correction in MLS
	2020-Q4	213	0	213	Data correction in MLS
	2021-Q1	208	0	208	Data correction in MLS
	2021-Q2	211	0	211	Data correction in MLS
	2021-Q3	213	0	213	Data correction in MLS
	2021-Q4	213	0	213	Data correction in MLS
	2022-Q1	208	0	208	Data correction in MLS
	2022-Q2	211	0	211	Data correction in MLS
JRoL Somaliland UNDP	2020-Q1	205	0	205	Project included retroactively in MLS
	2020-Q2	205	0	205	Project included retroactively in MLS
	2020-Q3	207	0	207	Project included retroactively in MLS
	2020-Q4	207	0	207	Project included retroactively in MLS
	2021-Q1	540	0	540	Project included retroactively in MLS
	2021-Q2	546	0	546	Project included retroactively in MLS
	2021-Q3	552	0	552	Project included retroactively in MLS
	2021-Q4	552	0	552	Project included retroactively in MLS
	2022-Q1	353	0	353	Project included retroactively in MLS
	2022-Q2	312	0	312	Project included retroactively in MLS
	ILED JPLG III (UNMPTF)	2019-Q1	43	37	6
2019-Q2		43	37	6	Data correction in MLS
2019-Q3		44	38	6	Data correction in MLS
2019-Q4		44	38	6	Data correction in MLS
2020-Q1		7	0	7	Data correction in MLS
2020-Q2		7	0	7	Data correction in MLS
2020-Q3		7	0	7	Data correction in MLS
2020-Q4		7	0	7	Data correction in MLS
2021-Q1		48	0	48	Data correction in MLS
SUPREME Justice PRI	2022-Q2	63	0	63	Data verification delayed
PCFP UNOPS - Security	2021-Q4	12	0	12	Project included retroactively in MLS
Kenya-EU partnership NCTC	2022-Q2	106	118	-12	Correction from IP
Peace & Stabil. II IGAD	2022-Q2	76	8	68	Data correction from IP
RDPP SD Landell Mills	2020-Q1	28	0	28	Correction from IP
	2021-Q3	25	0	25	Correction from IP
	2021-Q4	10	0	10	Correction from IP
	2022-Q1	62	0	62	Correction from IP
	2022-Q2	76	0	76	Correction from IP
Stability & Services Gambella IRC	2021-Q1	154	0	154	Correction from IP
	2021-Q2	155	66	89	Correction from IP
	2021-Q3	157	0	157	Correction from IP
	2021-Q4	157	0	157	Correction from IP
	2022-Q1	399	330	69	Correction from IP
	2022-Q2	403	1,122	-719	Correction from IP
Strength through Tolerance	2022-Q1	8	0	8	Project included retroactively in MLS
	2022-Q2	8	0	8	Project included retroactively in MLS
TA Budget Support ASI	2019-Q3	10	0	10	Project included retroactively in MLS
	2019-Q4	15	0	15	Project included retroactively in MLS
	2020-Q1	5	0	5	Project included retroactively in MLS

2020-Q3	12	0	12	Project included retroactively in MLS
2020-Q4	18	0	18	Project included retroactively in MLS
2021-Q1	13	0	13	Project included retroactively in MLS
2021-Q2	11	0	11	Project included retroactively in MLS
2021-Q3	4	0	4	Project included retroactively in MLS

EUTF Indicator 4.3

Project	Period	2022 annual report	S1 2022 report	Diff.	Explanation
SUPREME Livelihoods WV	2020-Q4	1,676	363	1,313	Correction from IP
	2021-Q1	2,472	536	1,937	Correction from IP
	2021-Q2	2,500	542	1,958	Correction from IP
	2021-Q3	2,527	11,794	-9,266	Correction from IP
	2021-Q4	2,527	0	2,527	Correction from IP
	2022-Q1	2,472	3,781	-1,309	Correction from IP
	2022-Q2	2,500	1,923	577	Correction from IP
SS Women Empowerment DCA	2021-Q2	1,689	2,165	-476	Correction from IP
	2021-Q3	1,769	2,354	-585	Correction from IP
	2021-Q4	6,233	6,851	-618	Correction from IP
SS Women Empowerment Dorcas	2021-Q3	4,872	4,809	63	Correction from IP
	2021-Q4	1,130	1,510	-380	Correction from IP
	2022-Q1	0	280	-280	Correction from IP
ILED Youth UNFPA	2020-Q4	60	0	60	Project included retroactively in MLS
	2021-Q1	83	0	83	Project included retroactively in MLS
	2021-Q2	13,247	0	13,247	Project included retroactively in MLS
	2021-Q4	5,000	0	5,000	Project included retroactively in MLS
JPP UNOPS	2019-Q3	80	60	20	Data correction in MLS
JJP UNDP UNMPTF	2019-Q4	120	0	120	Data correction in MLS
	2020-Q1	850	0	850	Data correction in MLS
	2020-Q2	850	0	850	Data correction in MLS
	2020-Q3	859	0	859	Data correction in MLS
	2020-Q4	859	0	859	Data correction in MLS
	2021-Q1	1,572	0	1,572	Data correction in MLS
	2021-Q2	1,589	0	1,589	Data correction in MLS
	2021-Q3	1,607	0	1,607	Data correction in MLS
	2021-Q4	1,607	0	1,607	Data correction in MLS
JRoL Somaliland UNDP	2020-Q1	15	0	15	Project included retroactively in MLS
	2020-Q2	15	0	15	Project included retroactively in MLS
	2020-Q3	15	0	15	Project included retroactively in MLS
	2020-Q4	15	0	15	Project included retroactively in MLS
	2021-Q1	121	0	121	Project included retroactively in MLS
	2021-Q2	122	0	122	Project included retroactively in MLS
	2021-Q3	124	0	124	Project included retroactively in MLS
	2021-Q4	124	0	124	Project included retroactively in MLS
	2022-Q1	368	0	368	Project included retroactively in MLS
2022-Q2	123	0	123	Project included retroactively in MLS	
ILED JPLG III (UNMPTF)	2019-Q1	3,945	0	3,945	Data correction in MLS
	2019-Q2	3,989	0	3,989	Data correction in MLS
	2019-Q3	4,033	0	4,033	Data correction in MLS
	2019-Q4	4,033	0	4,033	Data correction in MLS
	2021-Q1	1,962	0	1,962	Data correction in MLS
CRRF DIRECT IRC¹	2021-Q4	3,442	4,831	-1,389	Correction from IP
	2022-Q1	6,100	12,160	-6,060	Correction from IP
	2022-Q2	12,045	24,050	-12,005	Correction from IP
Stability & Services Gambella IRC	2021-Q1	206	0	206	Correction from IP
	2021-Q2	208	0	208	Correction from IP
	2021-Q3	210	150	60	Correction from IP
	2021-Q4	210	40	170	Correction from IP
	2022-Q1	582	381	201	Correction from IP
	2022-Q2	588	862	-274	Correction from IP
SUPREME Justice PRI	2022-Q2	154	0	154	Data verification delayed
Kenya-EU partnership NCTC	2020-Q1	72	80	-8	Correction from IP

¹ During the feedback phase of the 2022 annual monitoring report, the IP identified that they had previously reported uncorrected output data against the corresponding indicators.

	2020-Q3	28	139	-111	Correction from IP
	2020-Q4	2	14	-12	Correction from IP
	2021-Q1	1,845	2,202	-357	Correction from IP
	2021-Q2	6,148	6,519	-371	Correction from IP
	2021-Q3	206,006	229,225	-23,219	Correction from IP
	2021-Q4	206,235	228,896	-22,661	Correction from IP
	2022-Q2	7,113	7,903	-790	Correction from IP
Strength through Tolerance	2022-Q1	2,314	0	2,314	Project included retroactively in MLS
	2022-Q2	2,340	0	2,340	Project included retroactively in MLS

EUTF Indicator 4.6

Project	Period	2022 annual report	S1 2022 report	Diff.	Explanation
EU-IOM JI	2019-Q3	5	3	2	Correction from IP
	2021-Q1	4	1	3	Correction from IP
ILED Youth UNFPA	2021-Q3	1	0	1	Project included retroactively in MLS
	2021-Q4	1	0	1	Project included retroactively in MLS
JSSGP UNDP UNMPTF	2019-Q4	1	0	1	Data correction in MLS
	2021-Q1	3	0	3	Data correction in MLS
	2021-Q2	3	0	3	Data correction in MLS
JJP UNDP UNMPTF	2019-Q1	11	8	3	Data correction in MLS
	2019-Q2	11	8	3	Data correction in MLS
	2019-Q3	12	9	3	Data correction in MLS
	2019-Q4	12	9	3	Data correction in MLS
	2020-Q1	3	6	-3	Data correction in MLS
	2020-Q2	3	6	-3	Data correction in MLS
	2020-Q3	3	0	3	Data correction in MLS
	2020-Q4	3	0	3	Data correction in MLS
JRoL Somaliland UNDP	2021-Q1	1	0	1	Project included retroactively in MLS
	2021-Q2	1	0	1	Project included retroactively in MLS
	2021-Q3	2	0	2	Project included retroactively in MLS
	2021-Q4	2	0	2	Project included retroactively in MLS
ILED SAGAL CW	2022-Q1	5	0	5	Project included retroactively in MLS
TA Budget Support ASI	2021-Q1	1	0	1	Project included retroactively in MLS
	2021-Q2	2	0	2	Project included retroactively in MLS
	2021-Q3	1	0	1	Project included retroactively in MLS
	2022-Q1	1	0	1	Project included retroactively in MLS
	2022-Q2	2	0	2	Project included retroactively in MLS
PCFP UNOPS - Resilience	2020-Q3	1	0	1	Project included retroactively in MLS
	2020-Q4	1	0	1	Project included retroactively in MLS
Somalia State and Resilience Building Contract	2019-Q3	0	2	-2	Data excluded at the request of the EU

STRATEGIC OBJECTIVE 5

EUTF Indicator 5.1

Project	Period	2022 annual report	S1 2022 report	Diff.	Explanation
Resil. East SD AICS	2021-Q1	46	49	-3	Correction from IP
	2021-Q2	88	92	-4	Correction from IP
CRRF KE Self Reliance	2021-Q1	6	8	-2	Correction from IP
	2021-Q2	78	85	-7	Correction from IP
	2021-Q3	12	15	-3	Correction from IP
	2021-Q4	16	21	-5	Correction from IP
	2022-Q1	19	21	-2	Correction from IP
	2022-Q2	19	21	-2	Correction from IP
SUPREME Livelihoods WV	2020-Q4	77	119	-42	Correction from IP
	2021-Q1	114	176	-62	Correction from IP
	2021-Q2	115	178	-63	Correction from IP
	2021-Q3	116	261	-144	Correction from IP
	2021-Q4	116	0	116	Correction from IP
	2022-Q1	114	170	-56	Correction from IP
	2022-Q2	115	86	29	Correction from IP
JSSGP UNDP UNMPTF	2019-Q4	2	1	1	Data correction in MLS
JRoL Somaliland UNDP	2020-Q1	1	0	1	Project included retroactively in MLS

	2020-Q2	1	0	1	Project included retroactively in MLS
	2020-Q3	1	0	1	Project included retroactively in MLS
	2020-Q4	1	0	1	Project included retroactively in MLS
CRRF Urban Development Cities Alliance	2022-Q1	0	1	-1	Correction from IP
Strength through Tolerance	2022-Q1	4	0	4	Project included retroactively in MLS
	2022-Q2	4	0	4	Project included retroactively in MLS
TA Budget Support ASI	2022-Q1	1	0	1	Project included retroactively in MLS
	2022-Q2	1	0	1	Project included retroactively in MLS
CRRF Urban Development IRC	2021-Q4	0	3	-3	Correction from IP
	2022-Q1	0	3	-3	Correction from IP
	2022-Q2	0	2	-2	Correction from IP

EUTF Indicator 5.2

Project	Period	2022 annual report	S1 2022 report	Diff.	Explanation
SUPREME Livelihoods WV	2020-Q4	1	3	-2	Correction from IP
	2021-Q1	2	4	-2	Correction from IP
	2021-Q2	2	4	-2	Correction from IP
	2021-Q3	2	9	-7	Correction from IP
RESET Plus Innovation Fund	2021-Q4	1	0	1	Data correction in MLS
ILED Youth UNFPA	2020-Q4	4	0	4	Project included retroactively in MLS
	2021-Q1	1	0	1	Project included retroactively in MLS
JSSGP UNDP UNMPTF	2020-Q3	11	0	11	Data correction in MLS
CRRF DIRECT Protection and Assistance	2022-Q2	1	0	1	Q2 2022 data reported retroactively
TA Budget Support ASI	2019-Q4	3	0	3	Project included retroactively in MLS
	2020-Q3	1	0	1	Project included retroactively in MLS
	2020-Q4	4	0	4	Project included retroactively in MLS
	2021-Q3	1	0	1	Project included retroactively in MLS
	2021-Q4	3	0	3	Project included retroactively in MLS
	2022-Q1	2	0	2	Project included retroactively in MLS
	2022-Q2	3	0	3	Project included retroactively in MLS
Somalia State and Resilience Building Contract	2019-Q2	0	3	-3	Data excluded at the request of the EU
	2019-Q3	0	1	-1	Data excluded at the request of the EU
Support to the Financial Governance Committee ASI	2019-Q3	1	0	1	Project included retroactively in MLS
	2020-Q3	1	0	1	Project included retroactively in MLS

EUTF Indicator 5.3

Project	Period	2022 annual report	S1 2022 report	Diff.	Explanation
EU-IOM JI	2019-Q1	4	7	-3	Correction from IP
	2019-Q2	1	4	-3	Correction from IP
	2019-Q4	16	19	-3	Correction from IP
	2020-Q1	14	17	-3	Correction from IP
	2020-Q2	20	23	-3	Correction from IP
	2020-Q4	13	14	-1	Correction from IP
	2022-Q1	19	20	-1	Correction from IP
	2022-Q2	25	27	-2	Correction from IP
SUPREME Livelihoods WV	2020-Q4	2	2	-1	Correction from IP
	2021-Q1	2	4	-1	Correction from IP
	2021-Q2	2	4	-1	Correction from IP
	2021-Q3	2	1	1	Correction from IP
	2021-Q4	1	0	1	Correction from IP
	2022-Q1	1	28	-27	Correction from IP
	2022-Q2	1	14	-14	Correction from IP
RED Save the Children	2021-Q4	2	5	-3	Data correction in MLS
	2022-Q2	3	7	-4	Data correction in MLS
PCFP UNOPS - Security	2021-Q3	2	0	2	Project included retroactively in MLS
Peace & Stabli. II IGAD	2022-Q2	5	4	1	Correction from IP
RDPP SD Landell Mills	2022-Q2	1	0	1	Data correction in MLS
TA Budget Support ASI	2021-Q2	1	0	1	Project included retroactively in MLS
CRRF DIRECT UNHCR	2021-Q4	1	0	1	Q4 2021 data reported retroactively
ILED PSD IFC	2019-Q3	1	0	1	Project included retroactively in MLS

	2019-Q4	1	0	1	Project included retroactively in MLS
	2020-Q1	1	0	1	Project included retroactively in MLS
	2020-Q2	1	0	1	Project included retroactively in MLS
	2020-Q3	1	0	1	Project included retroactively in MLS
	2020-Q4	1	0	1	Project included retroactively in MLS
	2021-Q1	1	0	1	Project included retroactively in MLS
	2021-Q2	1	0	1	Project included retroactively in MLS
	2021-Q3	1	0	1	Project included retroactively in MLS
	2021-Q4	1	0	1	Project included retroactively in MLS
	2022-Q1	1	0	1	Project included retroactively in MLS
	2022-Q2	1	0	1	Project included retroactively in MLS
Stability & Services Gambella IRC	2022-Q1	0	1	-1	Data correction from IP
WE-RISE! AICS-UN Women	2021-Q2	1	0	1	Data correction in MLS

EUTF Indicator 5.4

Project	Period	2022 annual report	S1 2022 report	Diff.	Explanation
CRRF Urban Development Cities Alliance	2021-Q4	0	1	-1	Correction from IP
	2022-Q1	0	1	-1	Correction from IP
CRRF DIRECT DRC	2021-Q1	0	1	-1	Correction from IP

STRATEGIC OBJECTIVE 6

EUTF Indicator 6.1

Project	Period	2022 annual report	S1 2022 report	Diff.	Explanation
EU-IOM JI	2020-Q3	101,012	44,382	56,630	Correction from IP
	2020-Q4	11,163	8,980	2,183	Correction from IP
	2021-Q1	5,611	6,016	-405	Correction from IP
	2021-Q3	17,251	11,670	5,581	Correction from IP
	2022-Q1	8,165	8,948	-783	Correction from IP

EUTF Indicator 6.2

Project	Period	2022 annual report	S1 2022 report	Diff.	Explanation
EU-IOM JI	2020-Q3	18,530	16,922	1,608	Correction from IP
	2020-Q4	4,989	4,328	661	Correction from IP
	2021-Q1	7,818	6,170	1,648	Correction from IP
	2021-Q2	24,644	7,240	17,404	Correction from IP
	2021-Q3	3,162	3,112	50	Correction from IP
Kenya-EU partnership NCTC	2020-Q3	6,048	0	6,048	Correction from IP

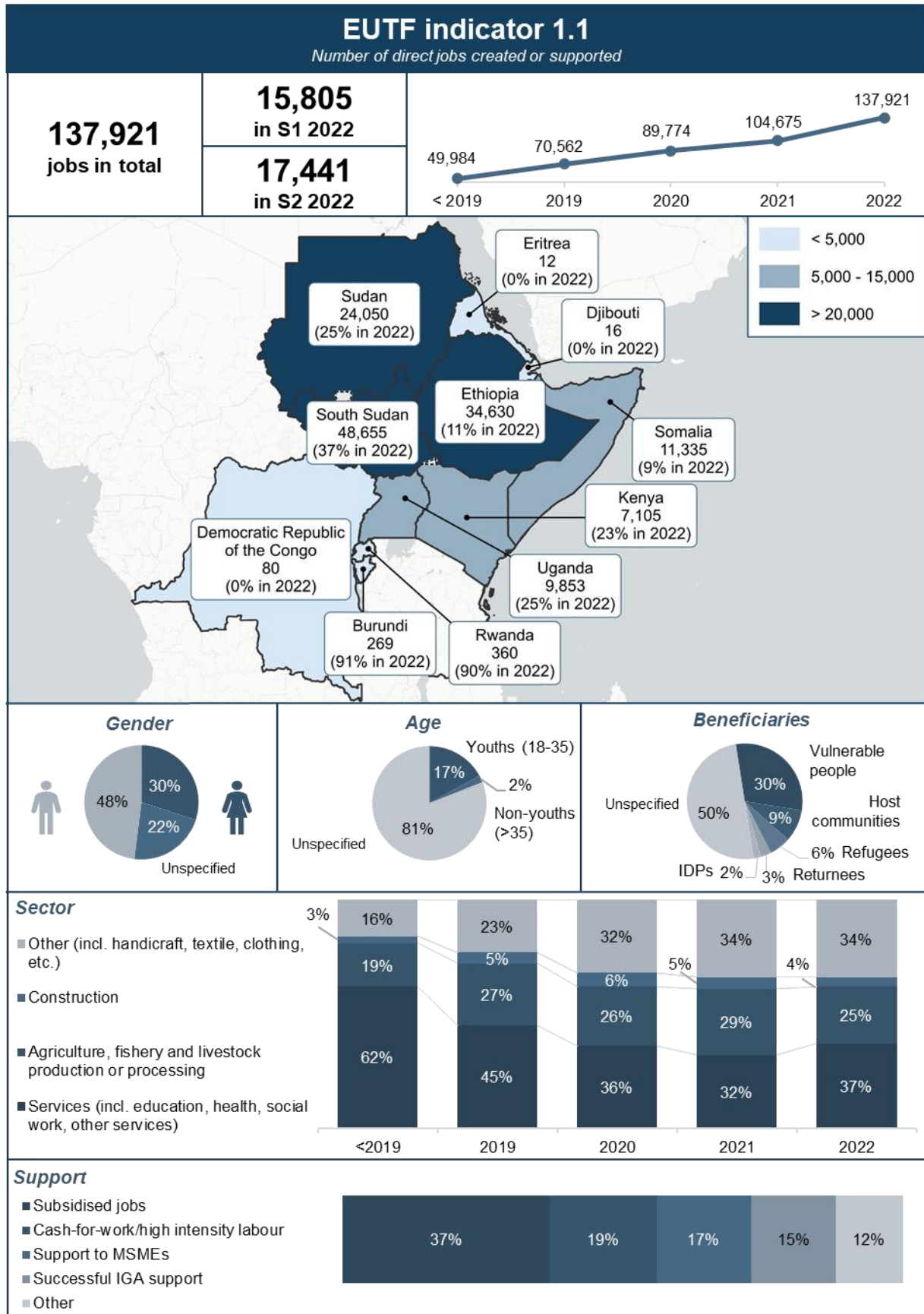
EUTF Indicator 6.3

Project	Period	2022 annual report	S1 2022 report	Diff.	Explanation
EU-IOM JI	2020-Q3	16	20	-4	Correction from IP
	2021-Q1	12	4	8	Correction from IP
	2021-Q2	9	5	4	Correction from IP
	2021-Q3	0	3	-3	Correction from IP
	2021-Q4	0	3	-3	Correction from IP
Kenya-EU partnership NCTC	2020-Q2	86	81	5	Correction from IP

1.6. ONE PAGER PER INDICATOR

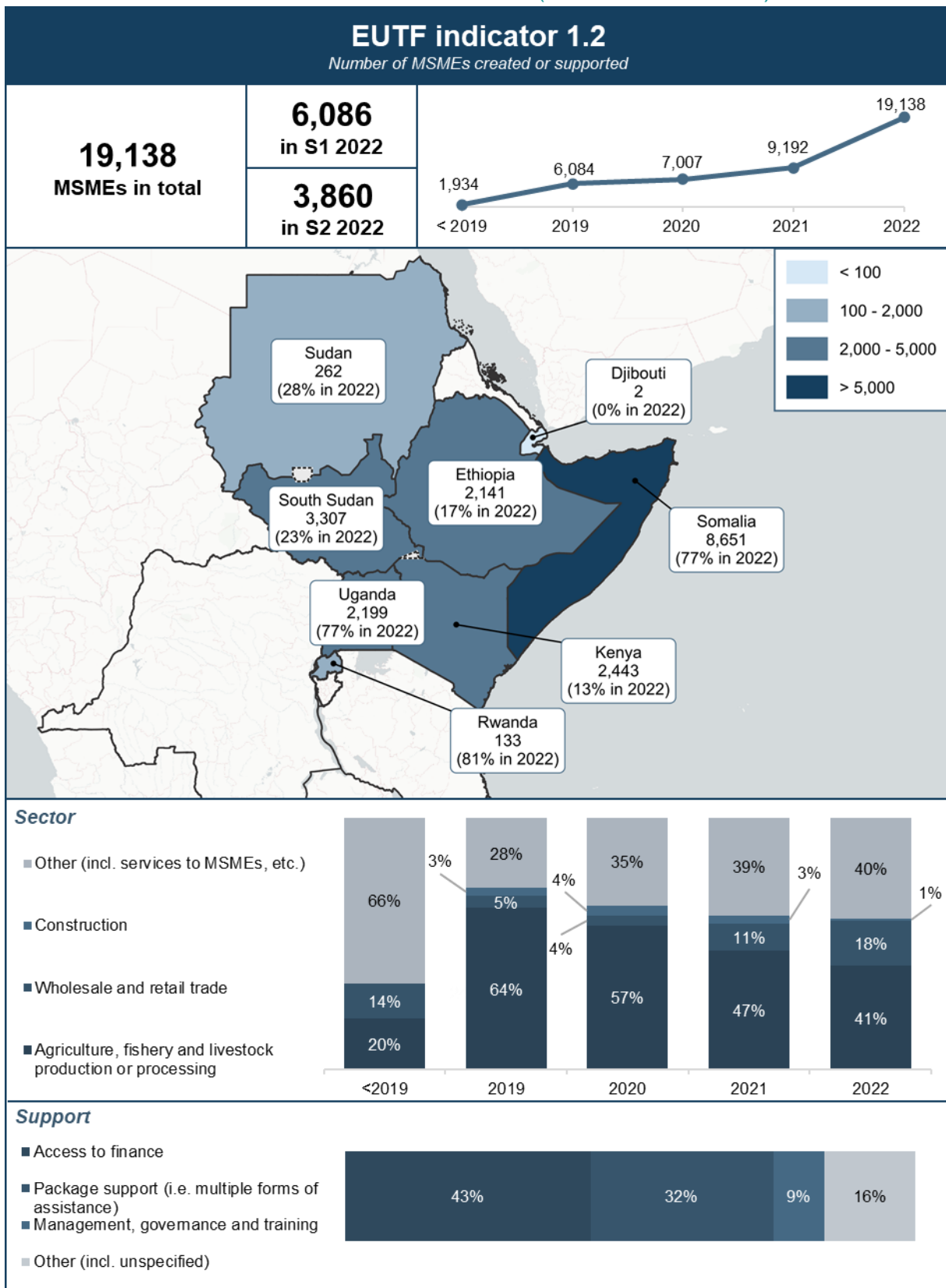
The data presented below is as of December 2022. Data from regional projects has been allocated to the respective country of delivery, leading to some differences between the numbers provided in the maps below and numbers reported in the country sections in the main report (which exclude regional project data). When the values for each country do not add up to the overall indicator total in the upper left-hand corner, it is due to data reported with unspecified locations, the value of which is reported in the footnotes. Furthermore, when the sum of S1 and S2 2022 data don't add up to the difference between the cumulative totals as of the end of 2021 and the end of S2 2022 (as shown in the timeline graph), it is due to rounding. Finally, the percentages in all vertical bar graphs are cumulative, and therefore refer to outputs reported up to and including the specified period.

1.6.1. NUMBER OF DIRECT JOBS CREATED OR SUPPORTED (EUTF INDICATOR 1.1)¹

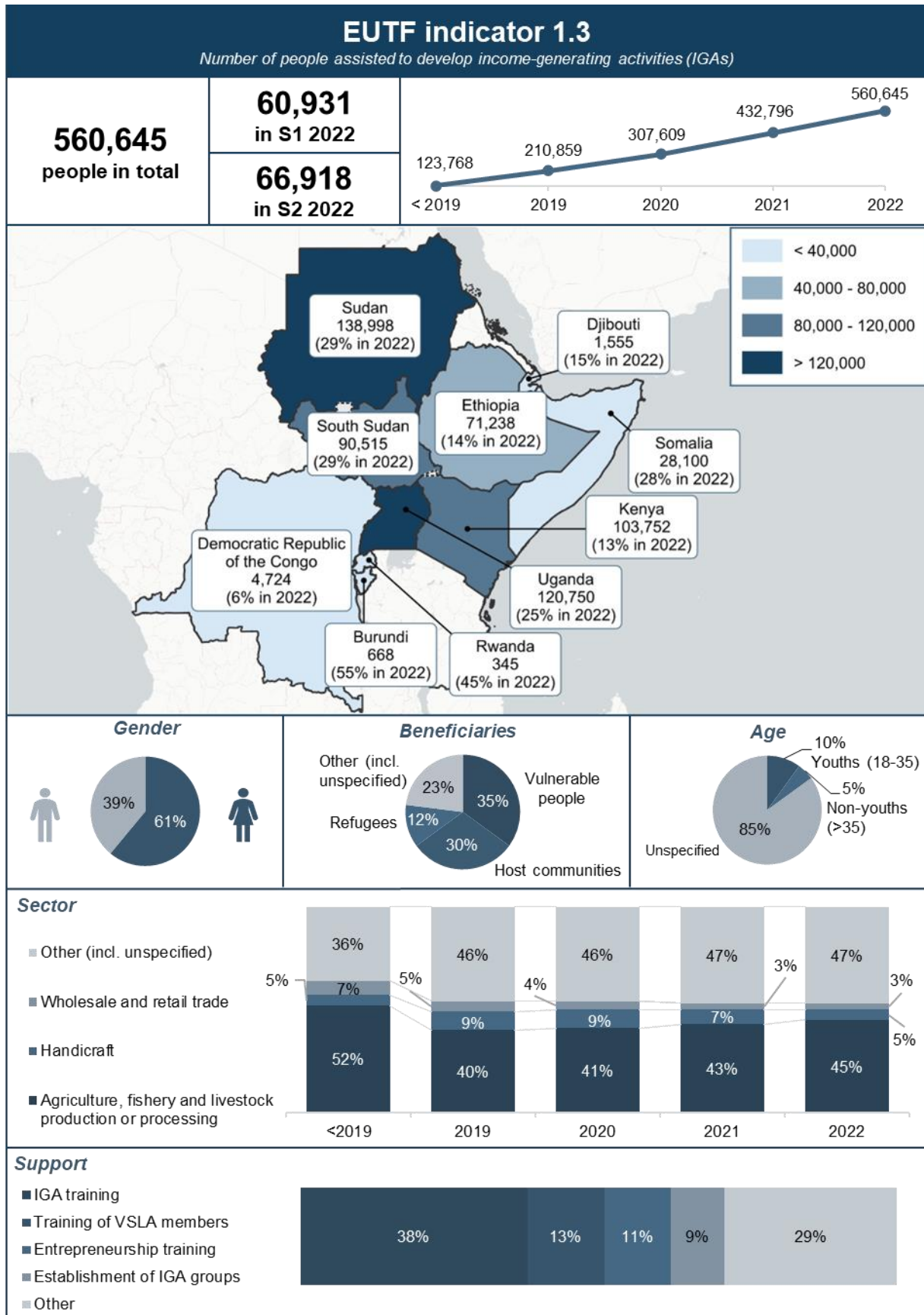


¹ The map in this visual excludes 1,556 reported jobs for which the country is unspecified.

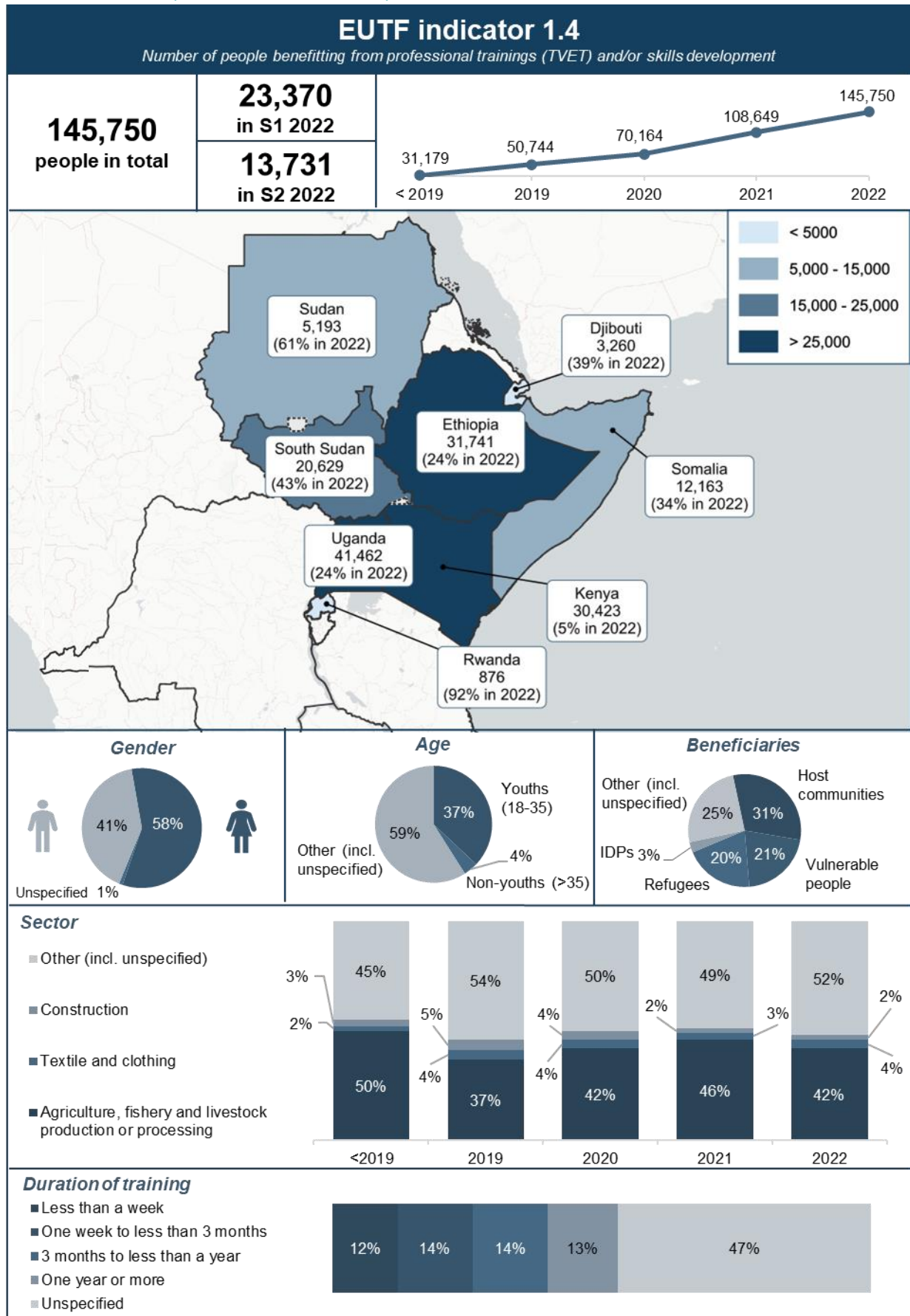
1.6.2. NUMBER OF MSMEs CREATED OR SUPPORTED (EUTF INDICATOR 1.2)



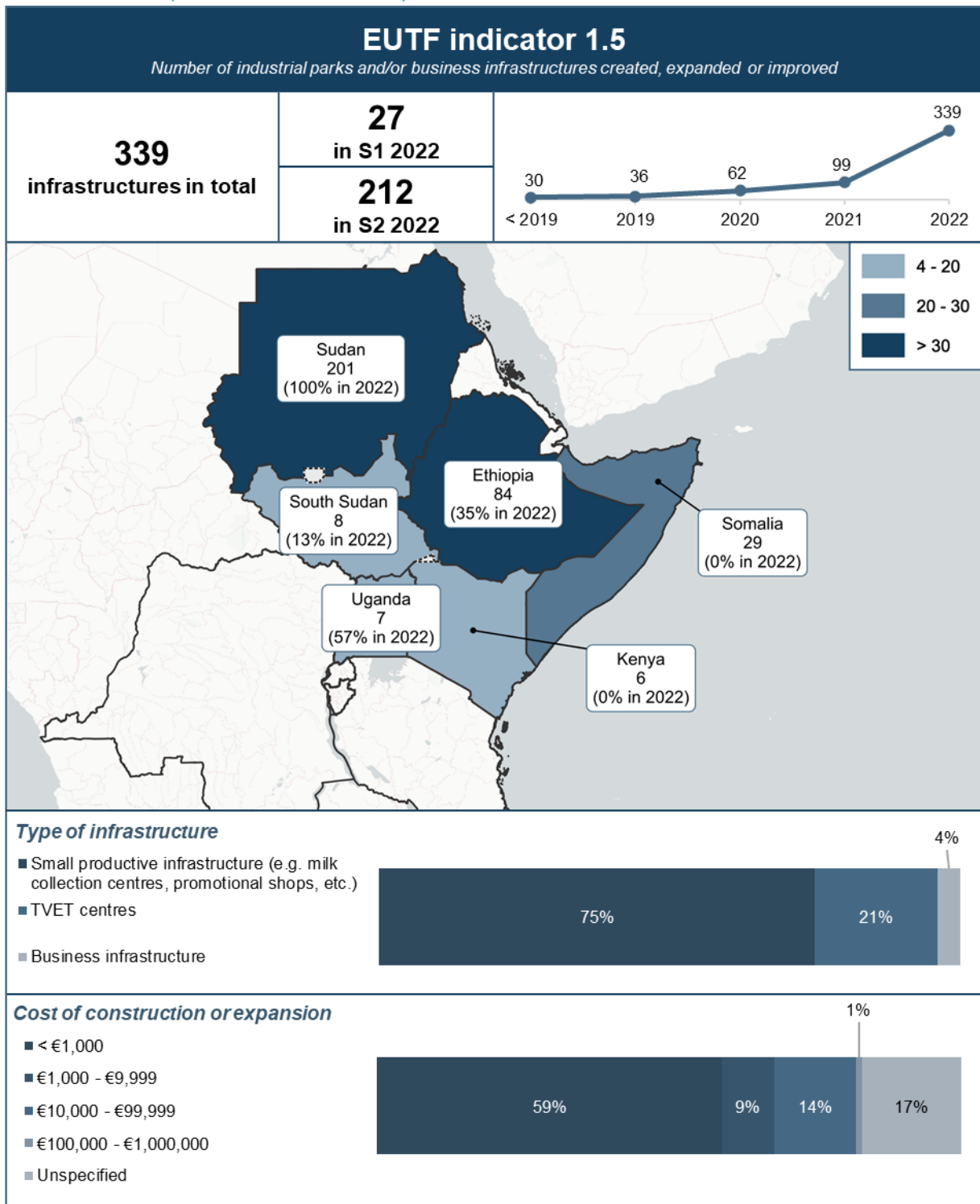
1.6.3. NUMBER OF PEOPLE ASSISTED TO DEVELOP INCOME-GENERATING ACTIVITIES (IGAs) (EUTF INDICATOR 1.3)



1.6.4. NUMBER OF PEOPLE BENEFITTING FROM PROFESSIONAL TRAINING (TVET) AND/OR SKILLS DEVELOPMENT (EUTF INDICATOR 1.4)^{1,2}



1.6.5. NUMBER OF INDUSTRIAL PARKS AND/OR BUSINESS INFRASTRUCTURE CREATED, EXPANDED OR IMPROVED (EUTF INDICATOR 1.5)³

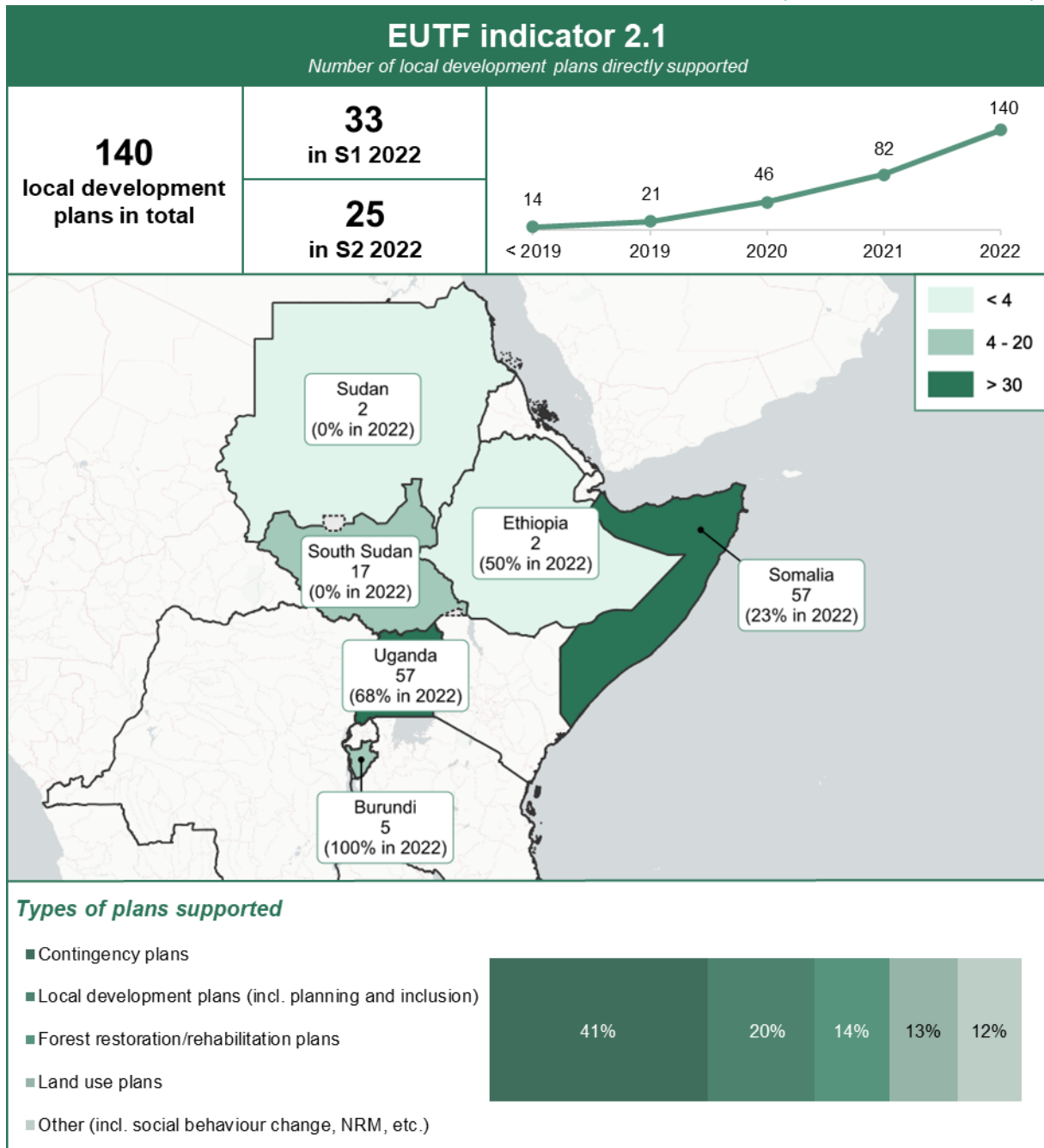


¹ The map in this visual excludes three reported beneficiaries for which the country is unspecified.

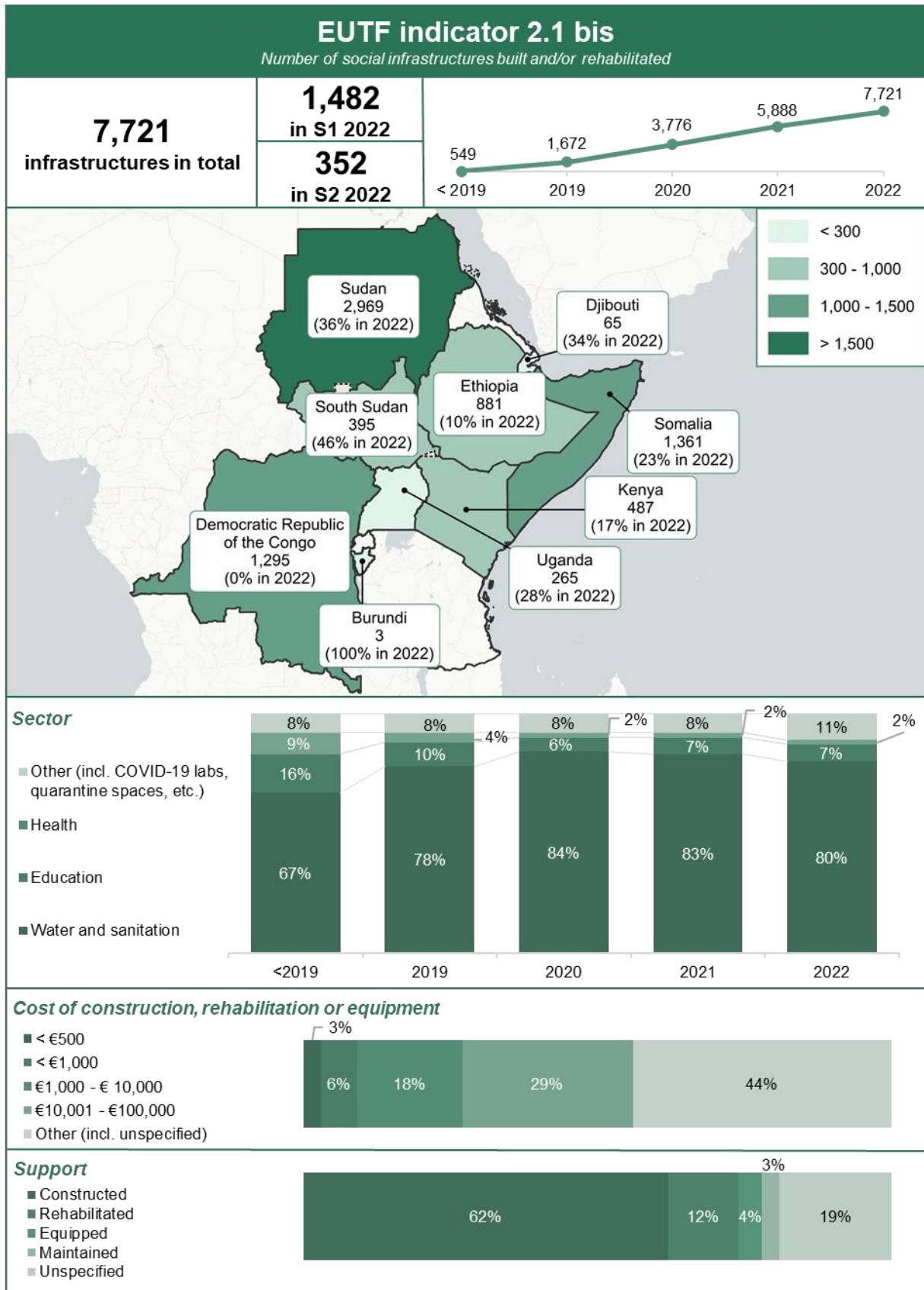
² The sum of the values shown in the map and in the above footnote exceed the total output by one unit due to rounding.

³ The map in this visual excludes four reported infrastructures for which the country is unspecified.

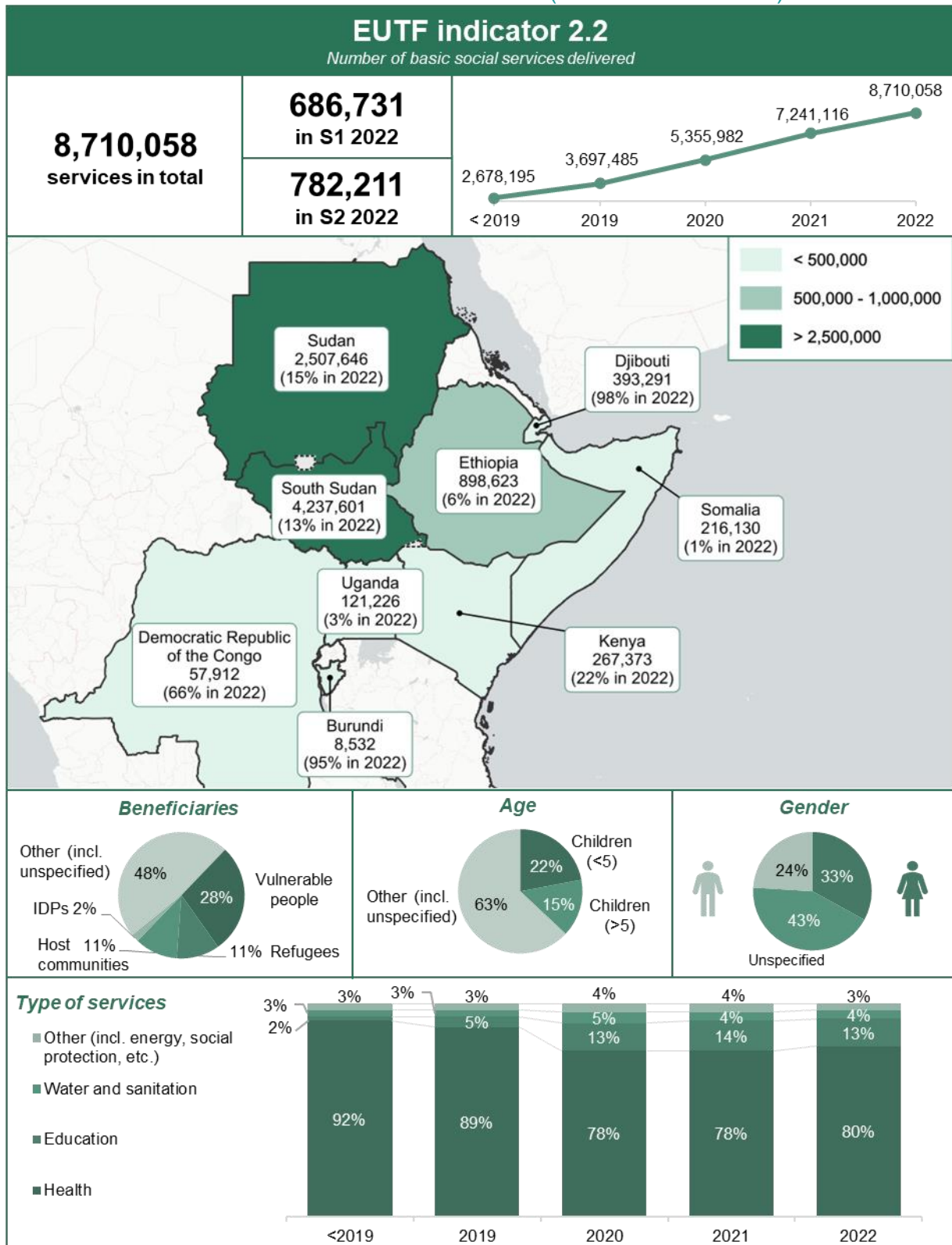
1.6.6. NUMBER OF LOCAL DEVELOPMENT PLANS DIRECTLY SUPPORTED (EUTF INDICATOR 2.1)



1.6.7. NUMBER OF SOCIAL INFRASTRUCTURES BUILT AND/OR REHABILITATED (EUTF INDICATOR 2.1 BIS)

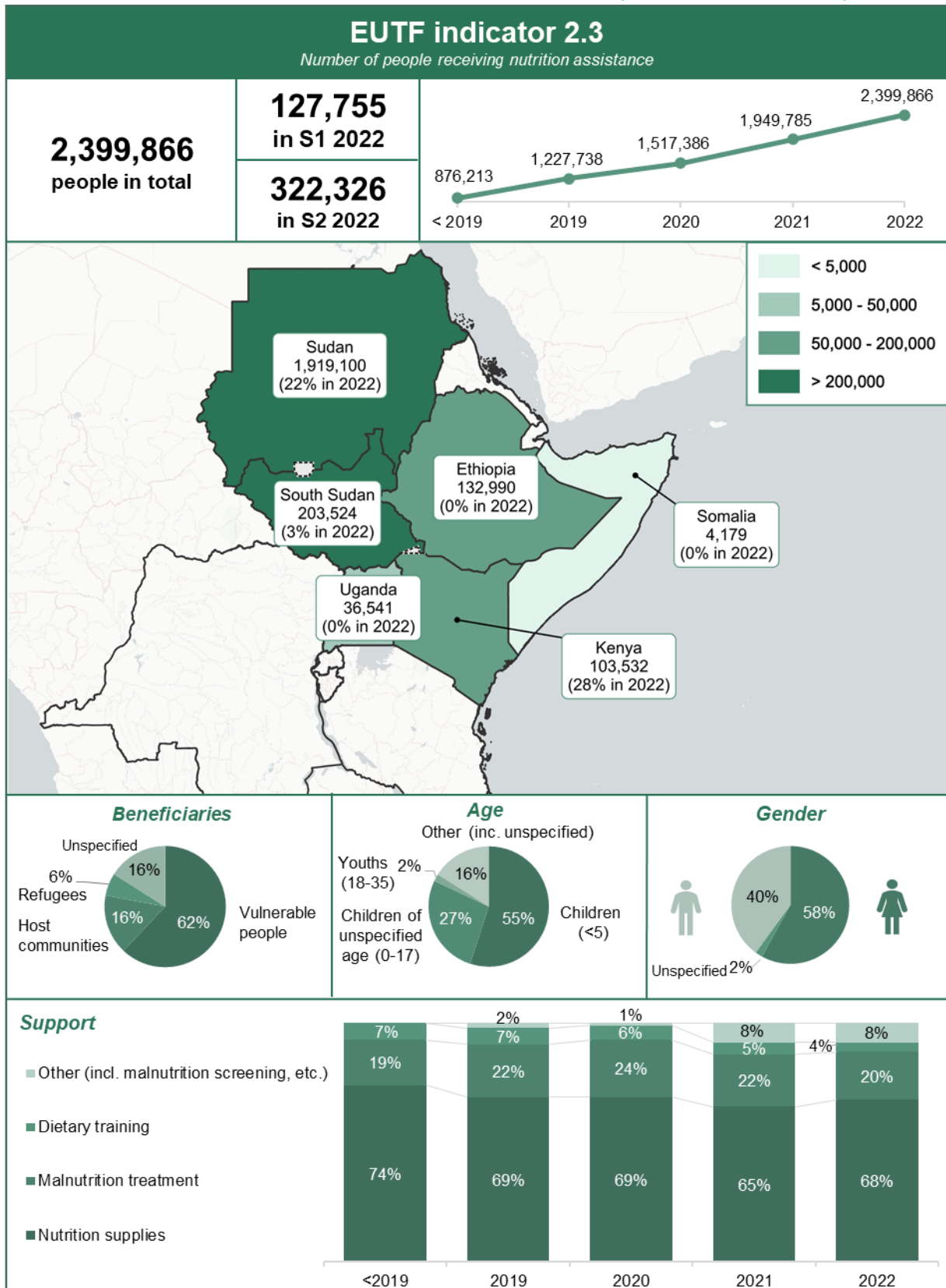


1.6.8. NUMBER OF BASIC SOCIAL SERVICES DELIVERED (EUTF INDICATOR 2.2)¹

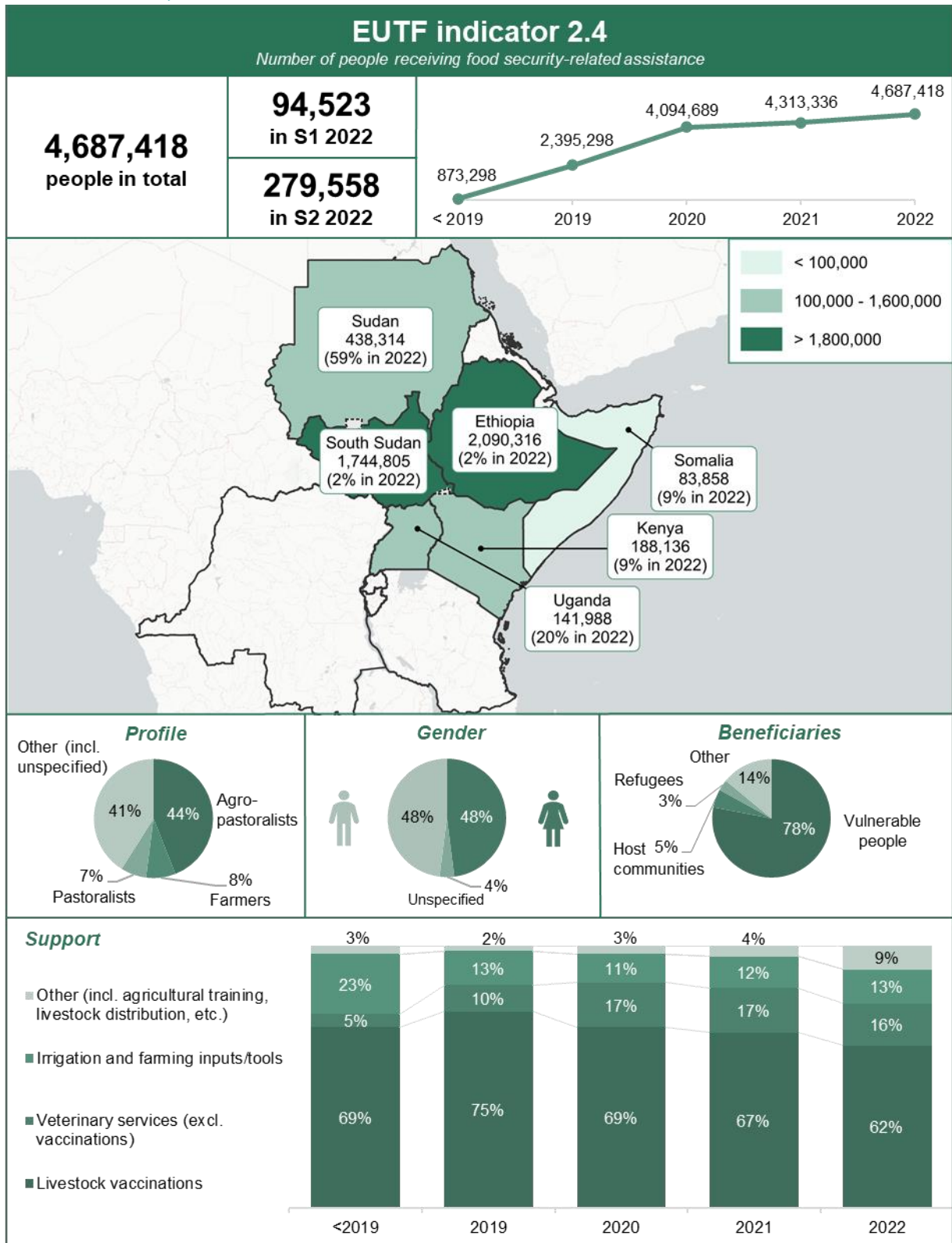


¹ The map in this visual excludes 1,724 reported services for which the country is unspecified.

1.6.9. NUMBER OF PEOPLE RECEIVING NUTRITION ASSISTANCE (EUTF INDICATOR 2.3)



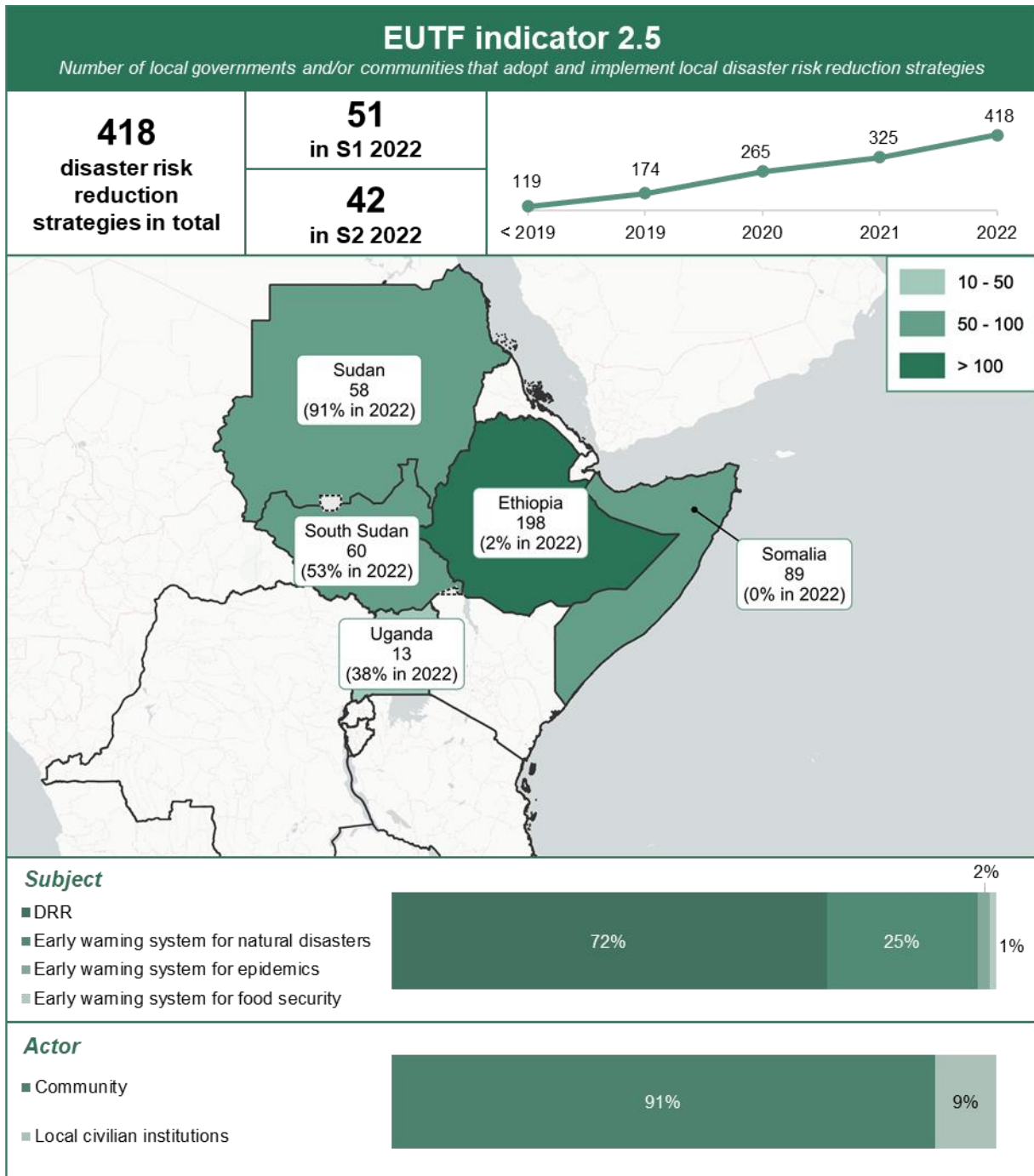
1.6.10. NUMBER OF PEOPLE RECEIVING FOOD SECURITY-RELATED ASSISTANCE (EUTF INDICATOR 2.4)^{1,2}



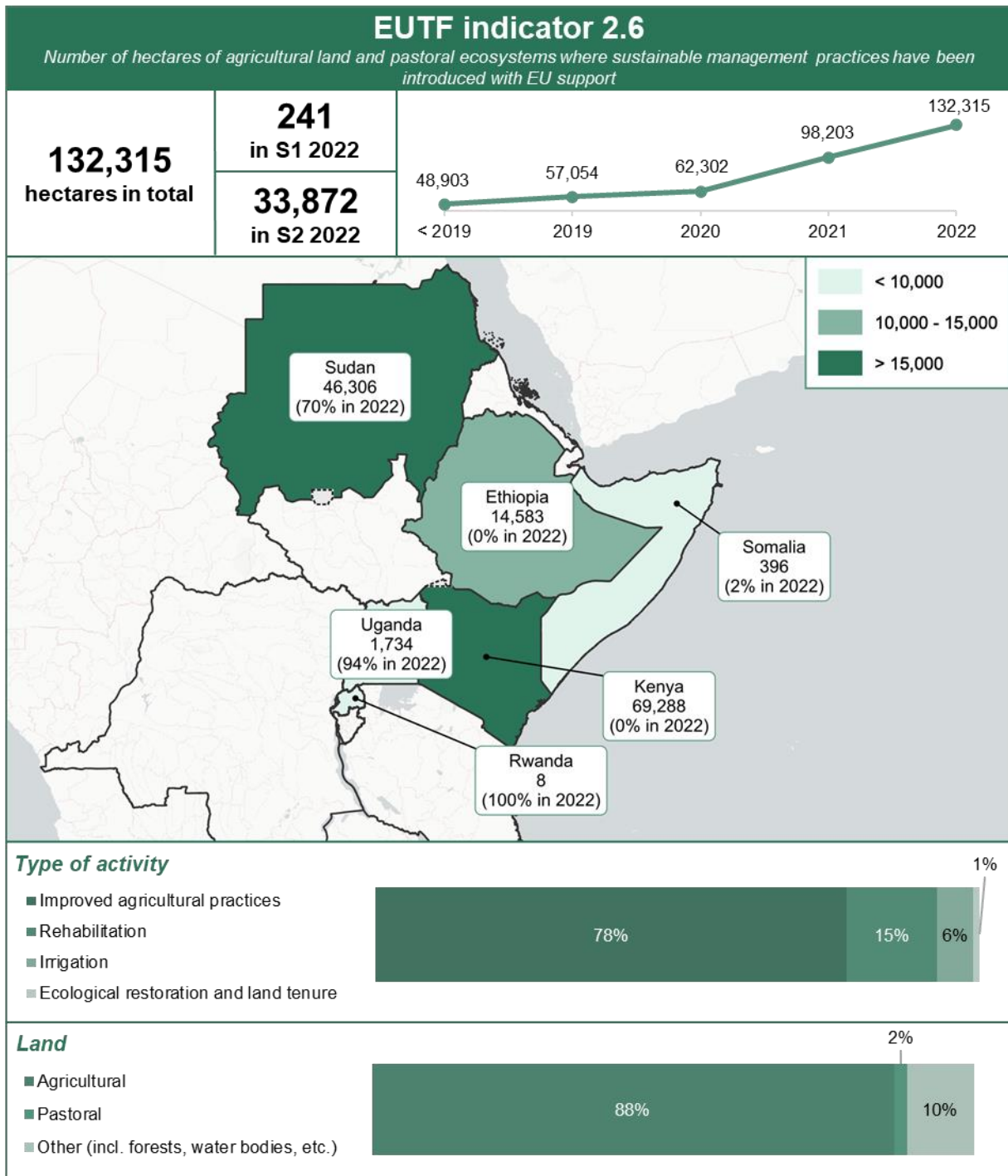
¹ The sum of S1 and S2 2022 data is less than the difference between the cumulative totals as of the end of 2021 and the end of 2022 by one unit due to rounding.

² The sum of the values shown in the map is less than the total output by one unit due to rounding.

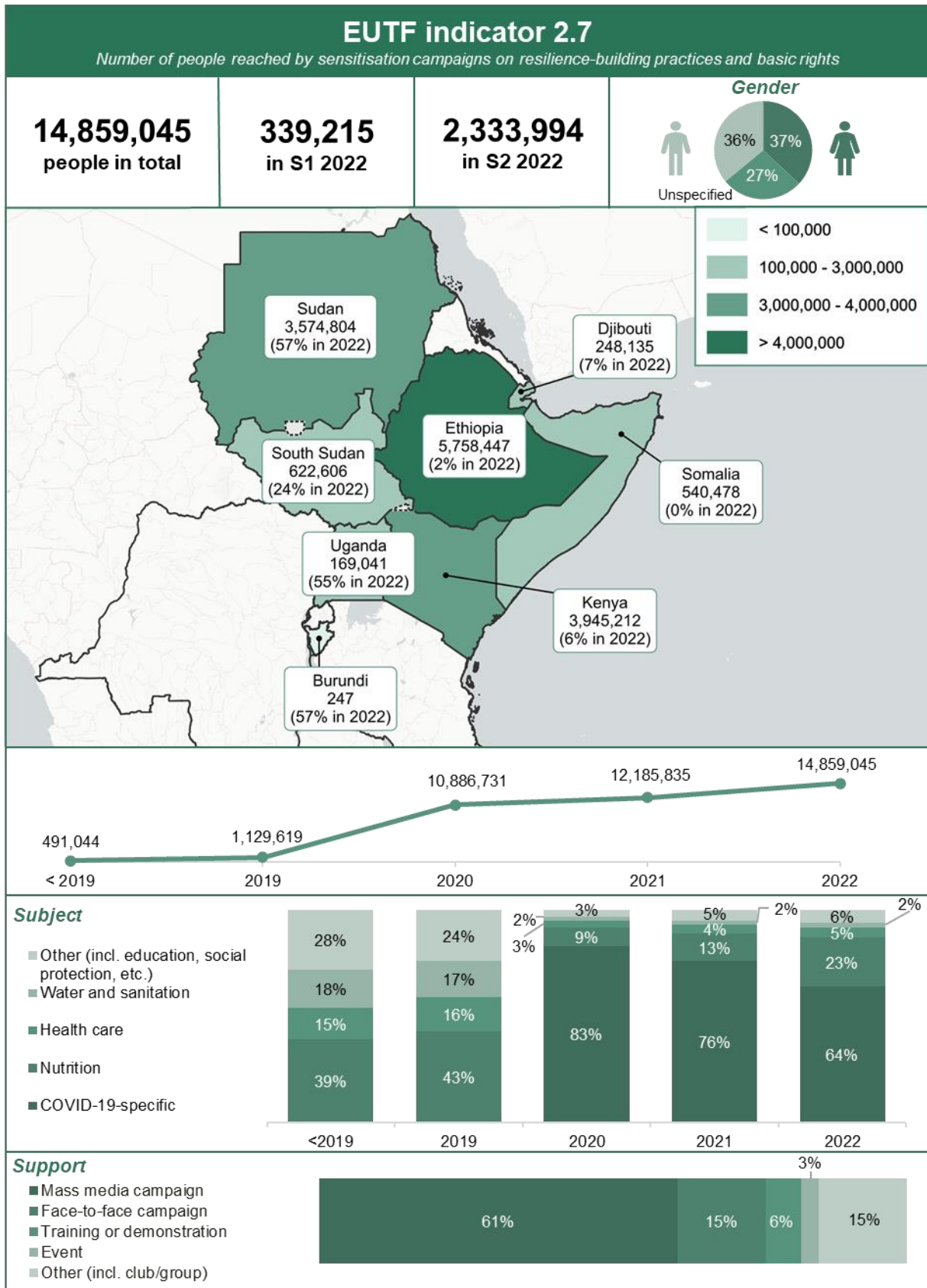
1.6.11. NUMBER OF LOCAL GOVERNMENTS AND/OR COMMUNITIES THAT ADOPT AND IMPLEMENT LOCAL DISASTER RISK REDUCTION STRATEGIES (EUTF INDICATOR 2.5)



1.6.12. NUMBER OF HECTARES OF AGRICULTURAL LAND AND PASTORAL ECOSYSTEMS WHERE SUSTAINABLE MANAGEMENT PRACTICES HAVE BEEN INTRODUCED WITH EU SUPPORT (EUTF INDICATOR 2.6)

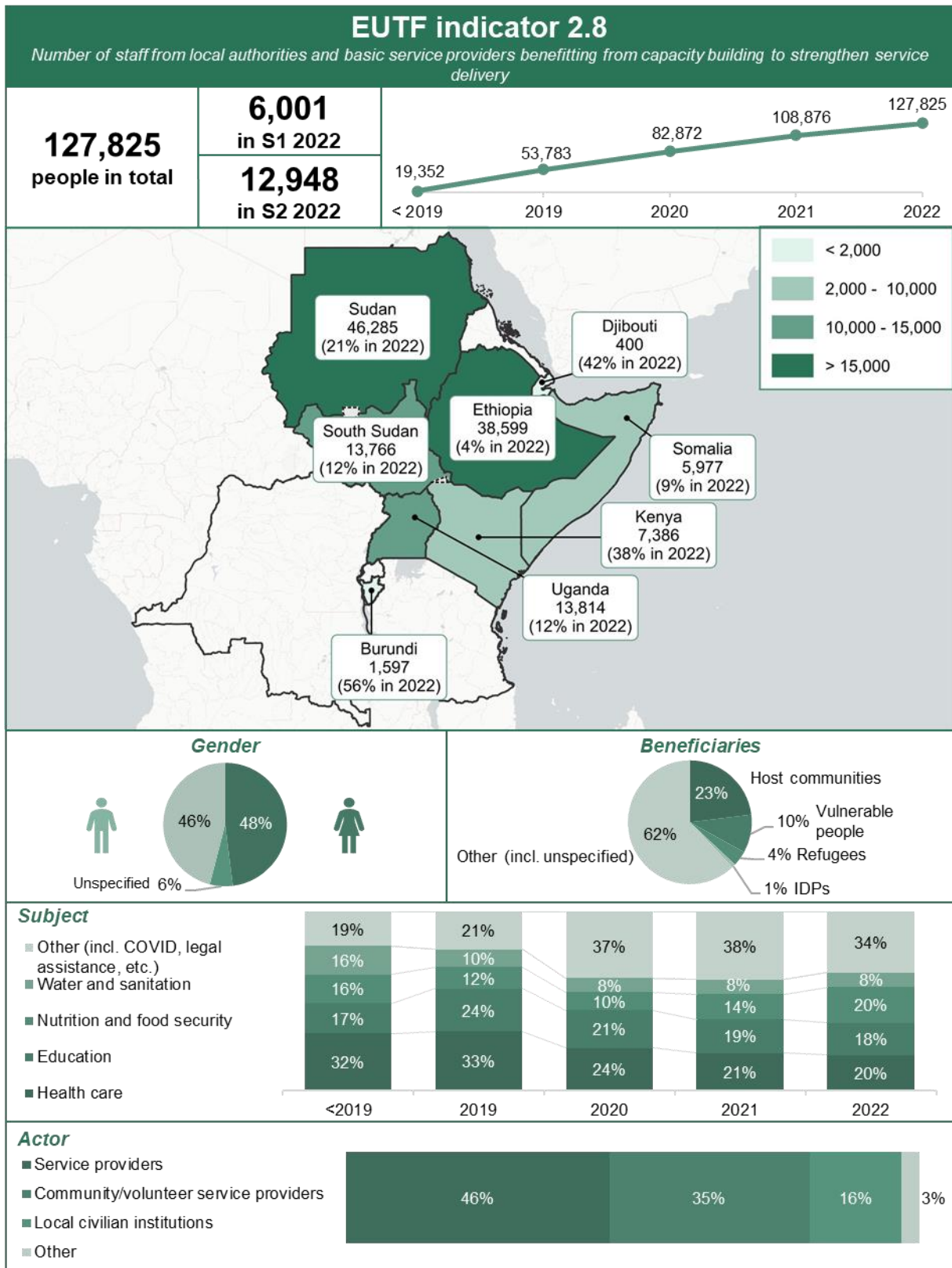


1.6.13. NUMBER OF PEOPLE REACHED BY SENSITISATION CAMPAIGNS ON RESILIENCE-BUILDING PRACTICES AND BASIC RIGHTS (EUTF INDICATOR 2.7)¹



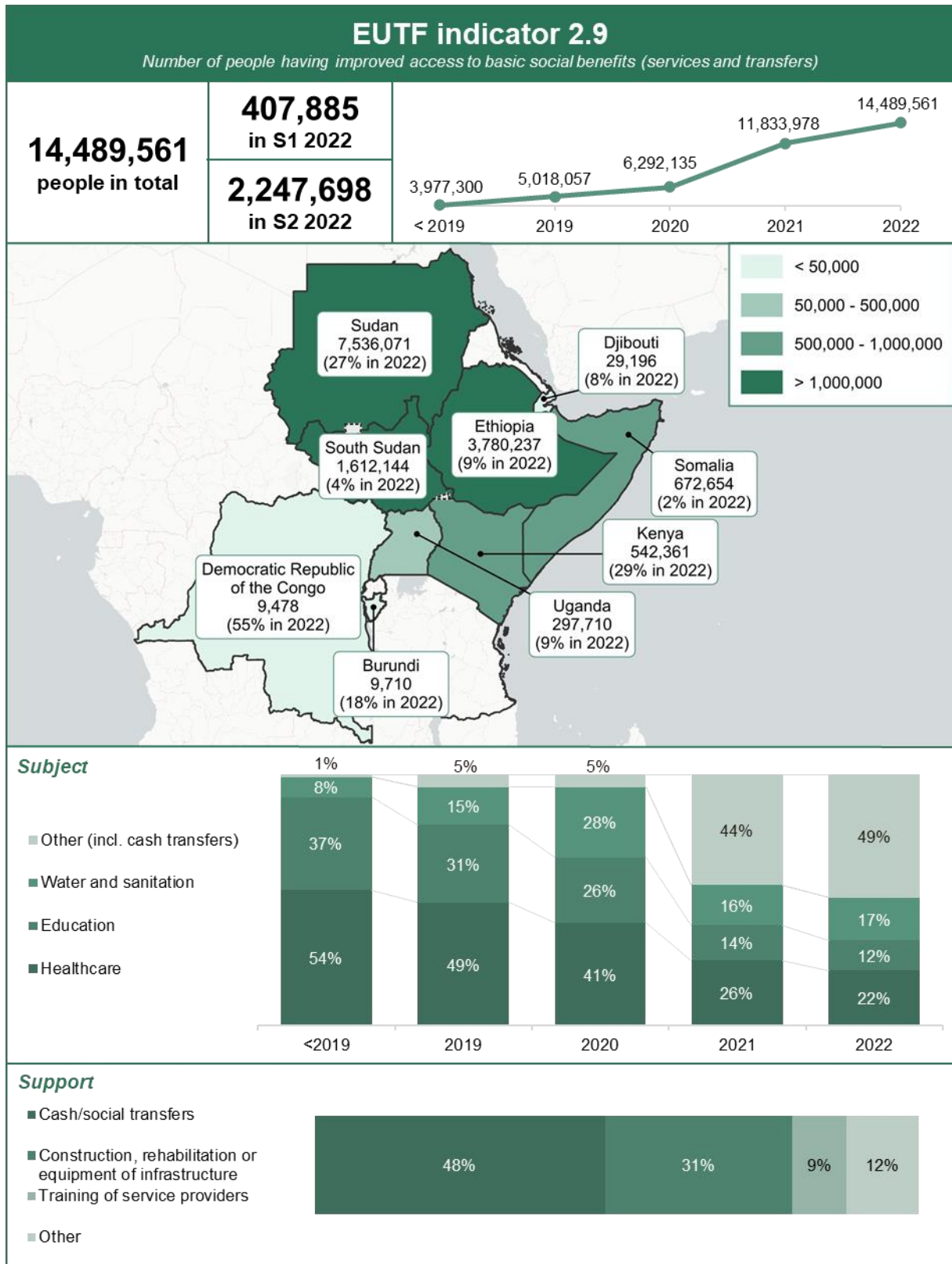
¹ The map in this visual excludes 75 reported beneficiaries for which the country is unspecified.

1.6.14. NUMBER OF STAFF FROM LOCAL AUTHORITIES AND BASIC SERVICE PROVIDERS BENEFITTING FROM CAPACITY BUILDING TO STRENGTHEN SERVICE DELIVERY (EUTF INDICATOR 2.8)¹

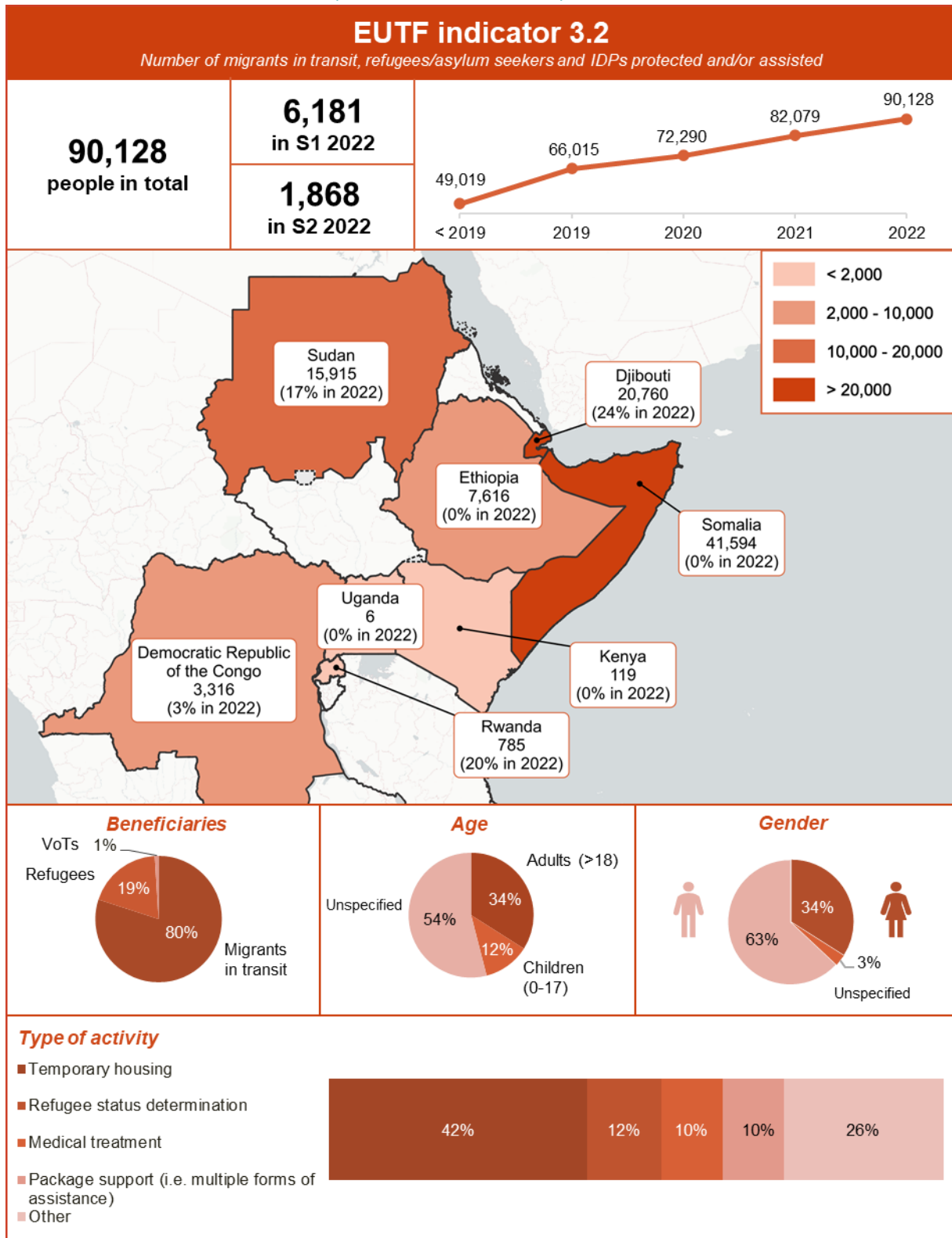


¹ The sum of the values shown in the map is less than the total output by one unit due to rounding.

1.6.15. NUMBER OF PEOPLE HAVING IMPROVED ACCESS TO BASIC SOCIAL BENEFITS (SERVICES AND TRANSFERS) (EUTF INDICATOR 2.9)

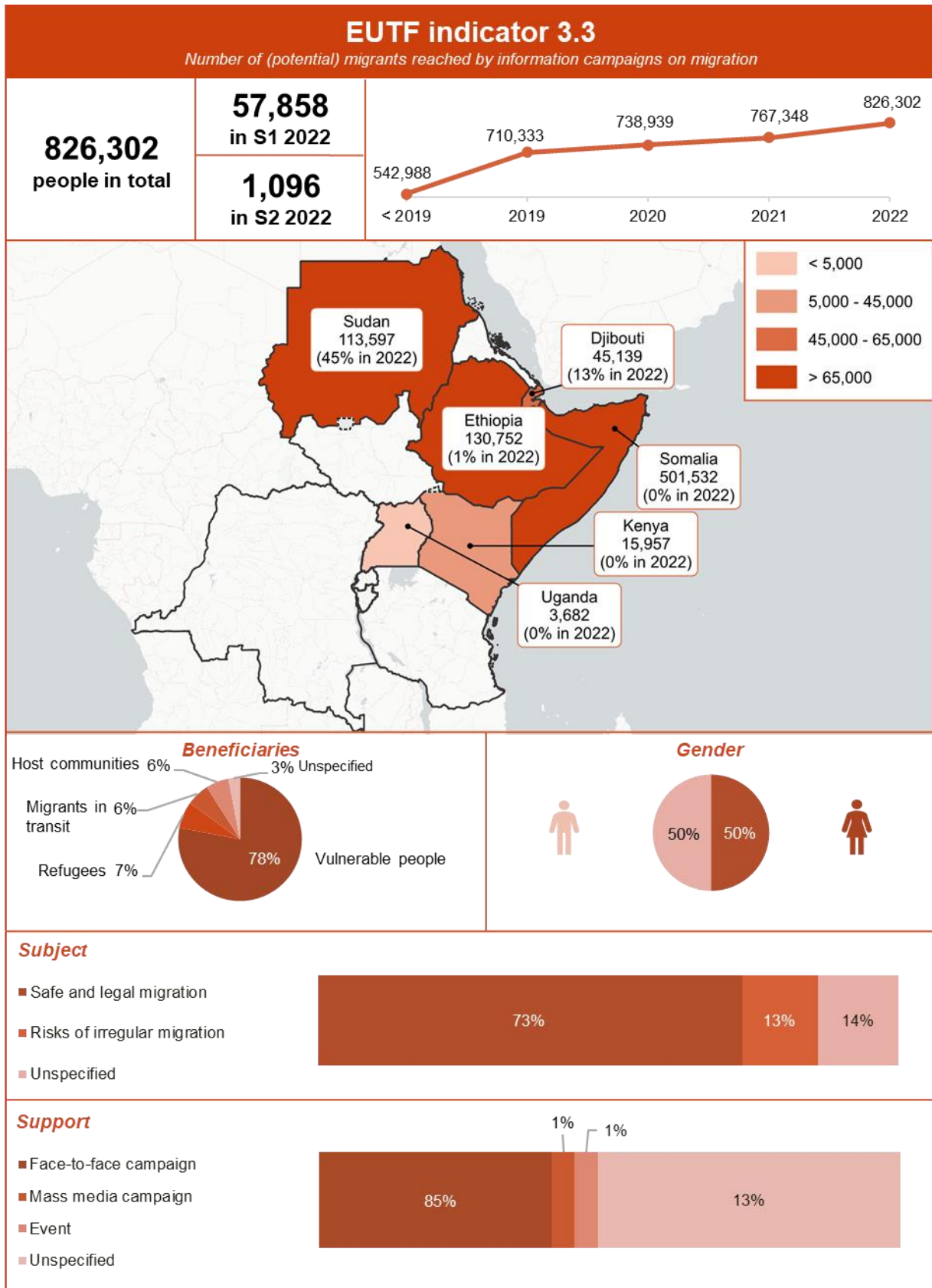


1.6.16. NUMBER OF MIGRANTS IN TRANSIT, REFUGEES/ASYLUM SEEKERS AND IDPS PROTECTED AND/OR ASSISTED (EUTF INDICATOR 3.2)¹



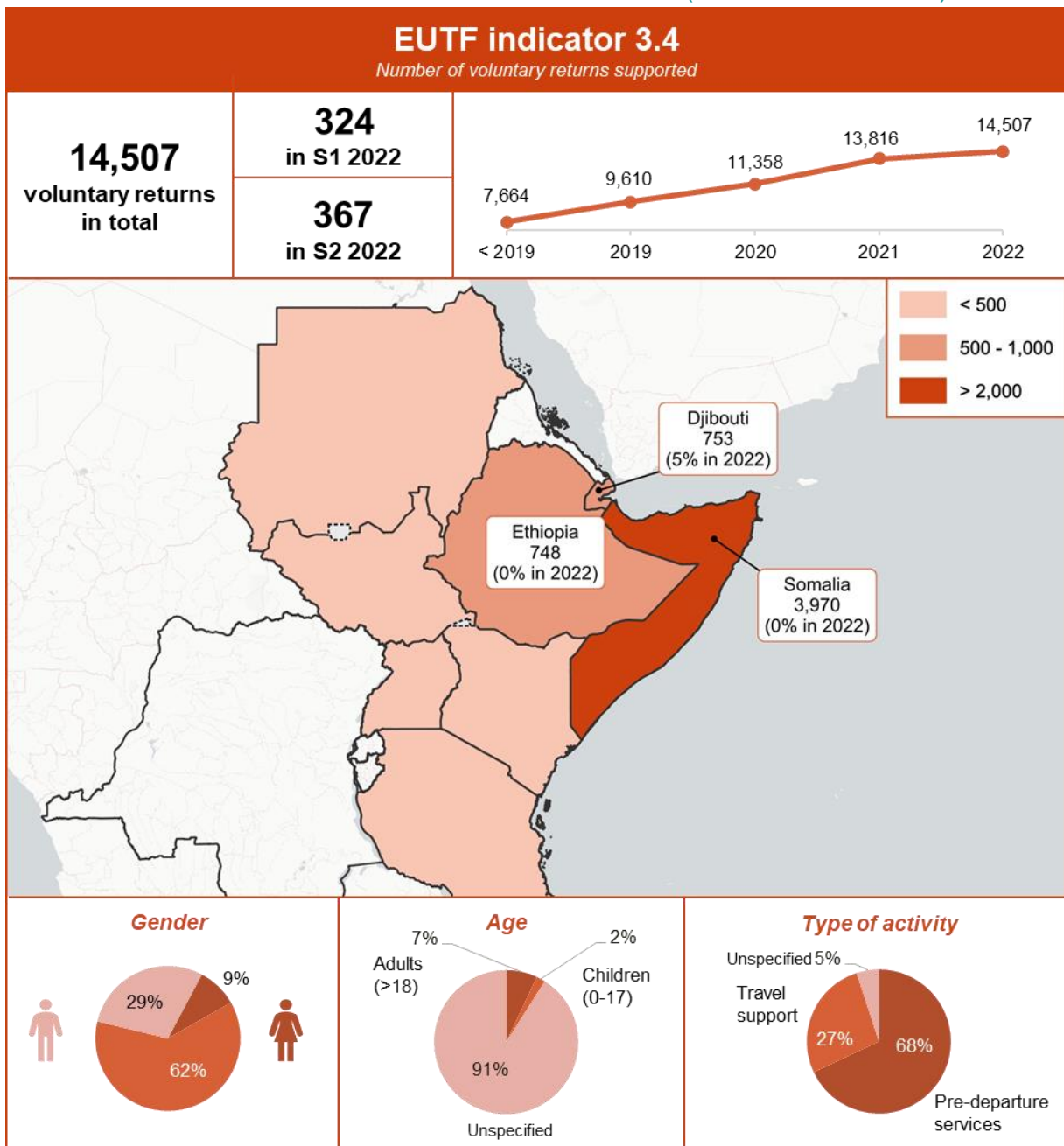
¹ The map in this visual excludes 17 reported beneficiaries for which the country is unspecified.

1.6.17. NUMBER OF (POTENTIAL) MIGRANTS REACHED BY INFORMATION CAMPAIGNS ON MIGRATION (EUTF INDICATOR 3.3)¹



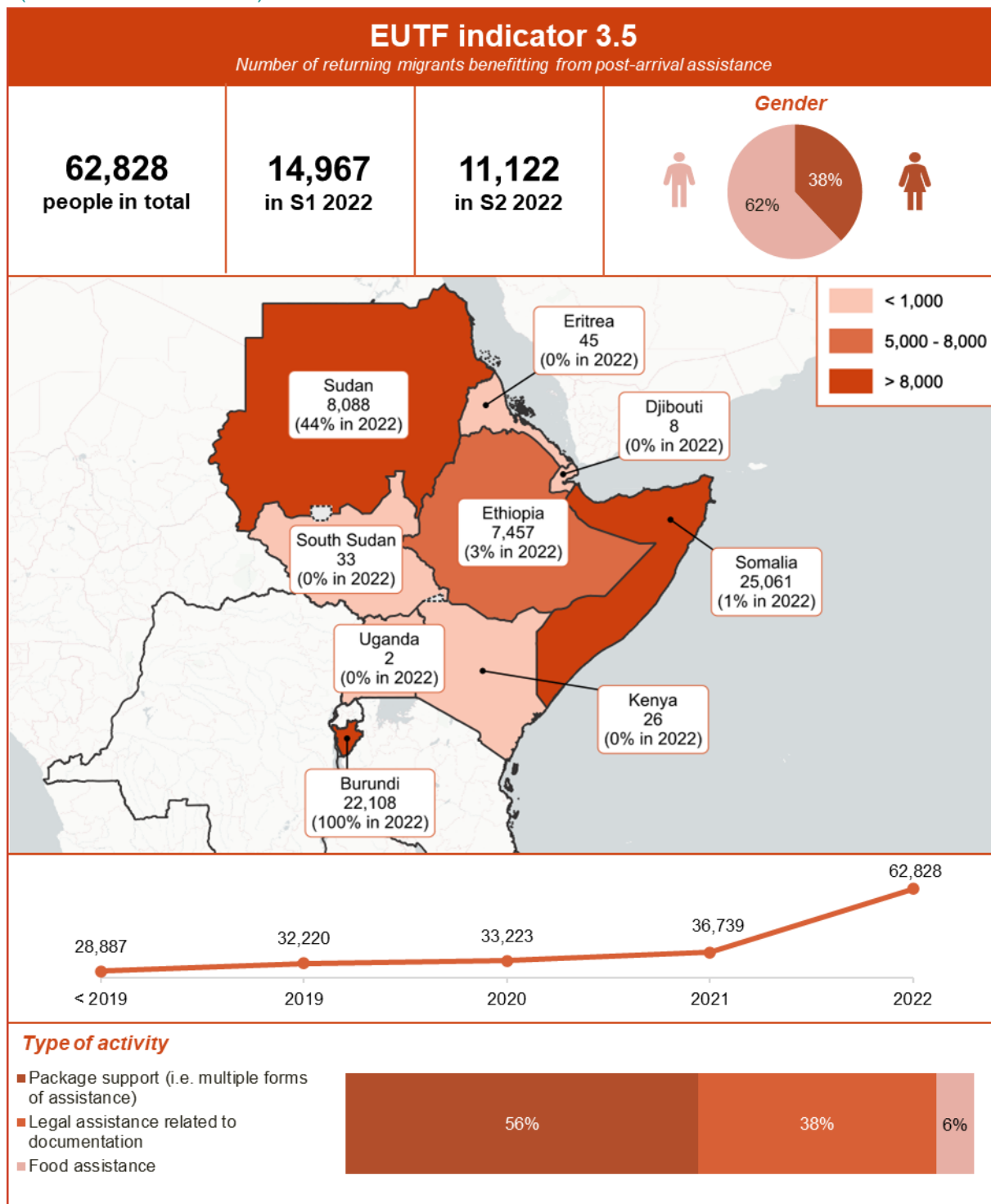
¹ The map in this visual excludes 15,643 reported beneficiaries for which the country is unspecified.

1.6.18. NUMBER OF VOLUNTARY RETURNS SUPPORTED (EUTF INDICATOR 3.4)¹

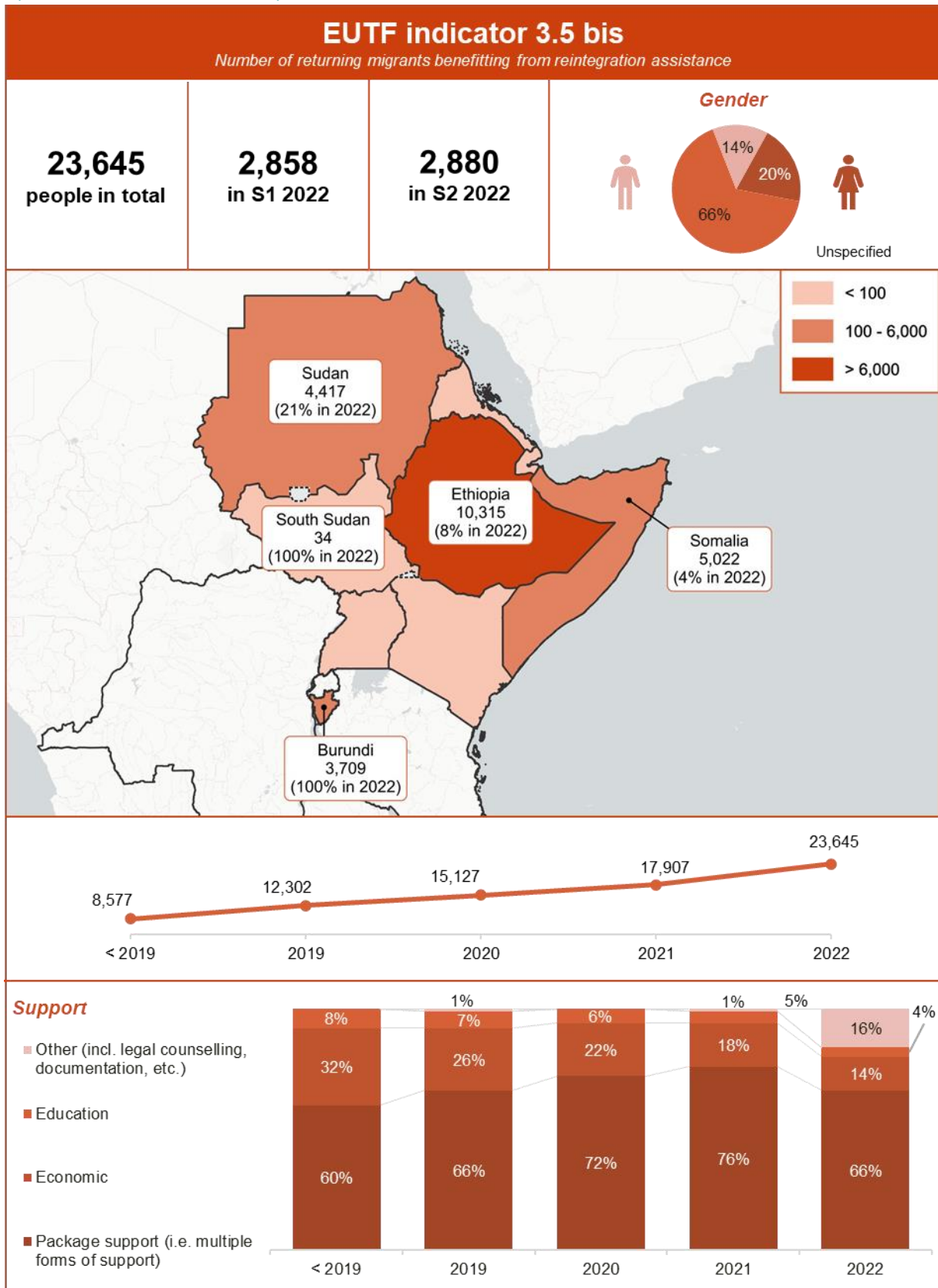


¹ The map in this visual excludes 9,036 reported beneficiaries for which the country is unspecified.

1.6.19. NUMBER OF RETURNING MIGRANTS BENEFITTING FROM POST-ARRIVAL ASSISTANCE (EUTF INDICATOR 3.5)

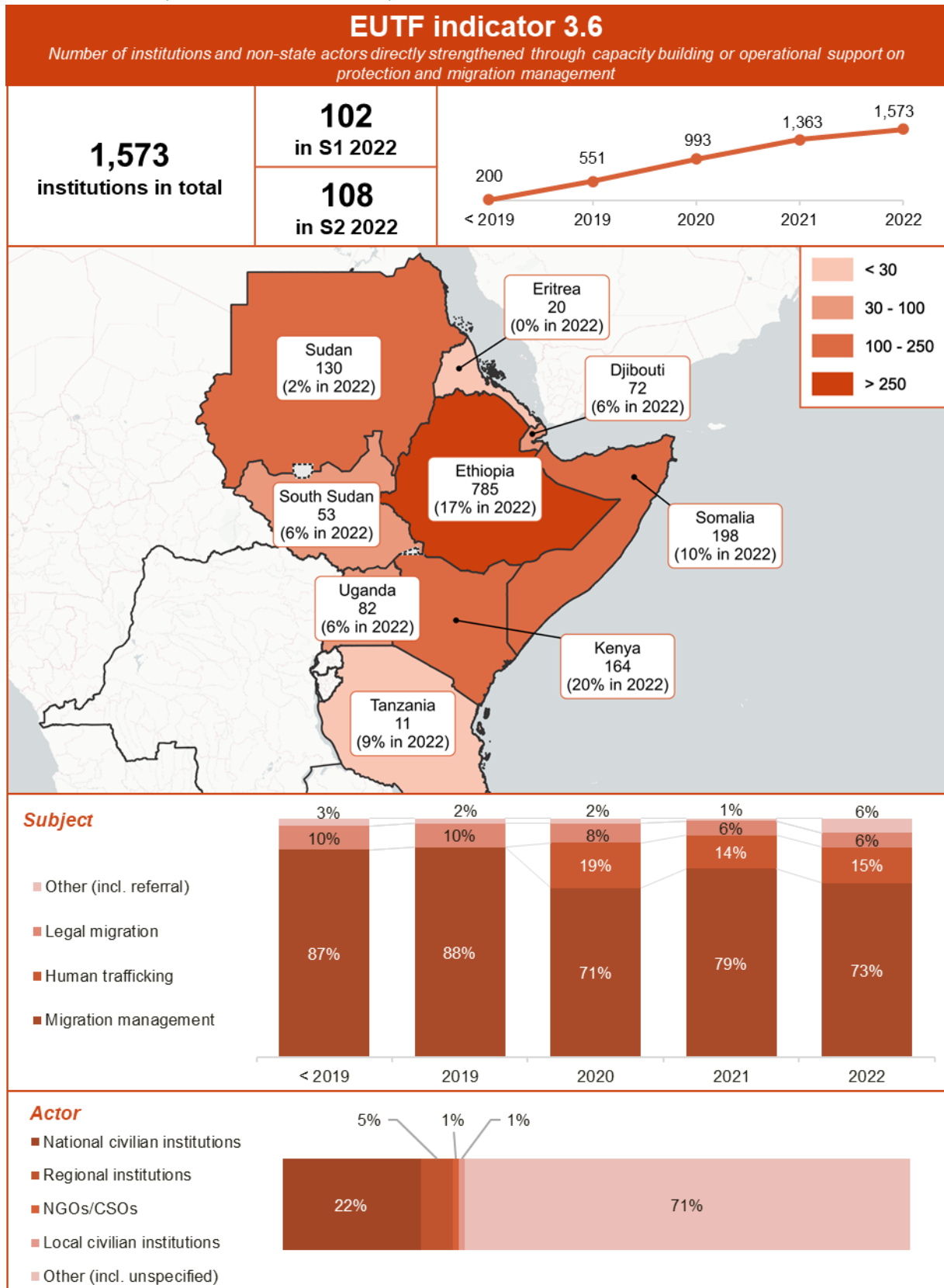


1.6.20. NUMBER OF RETURNING MIGRANTS BENEFITTING FROM REINTEGRATION ASSISTANCE (EUTF INDICATOR 3.5 BIS)¹



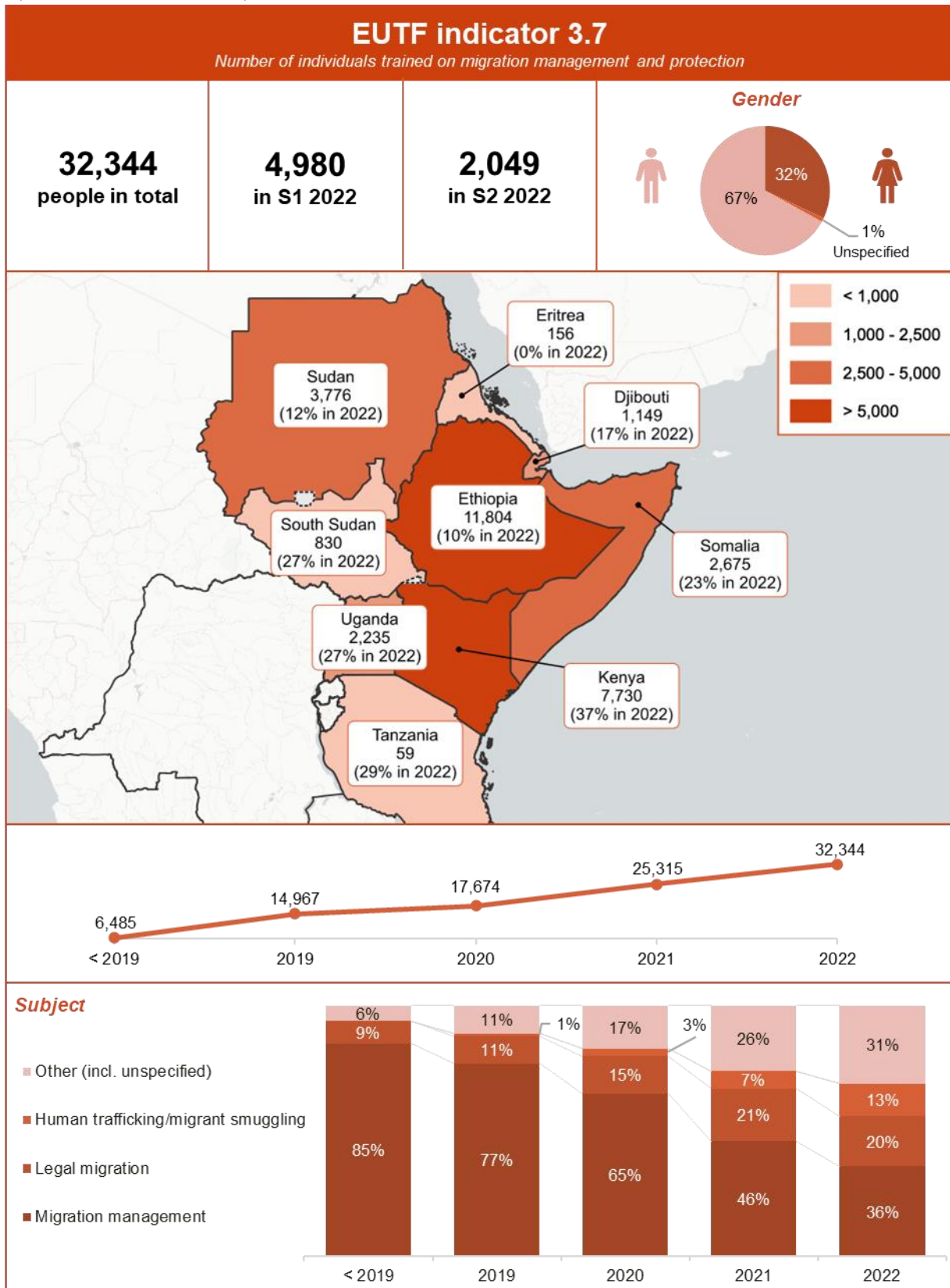
¹ The map in this visual excludes 148 reported beneficiaries for which the country is unspecified.

1.6.21. NUMBER OF INSTITUTIONS AND NON-STATE ACTORS DIRECTLY STRENGTHENED THROUGH CAPACITY BUILDING OR OPERATIONAL SUPPORT ON PROTECTION AND MIGRATION MANAGEMENT (EUTF INDICATOR 3.6)¹



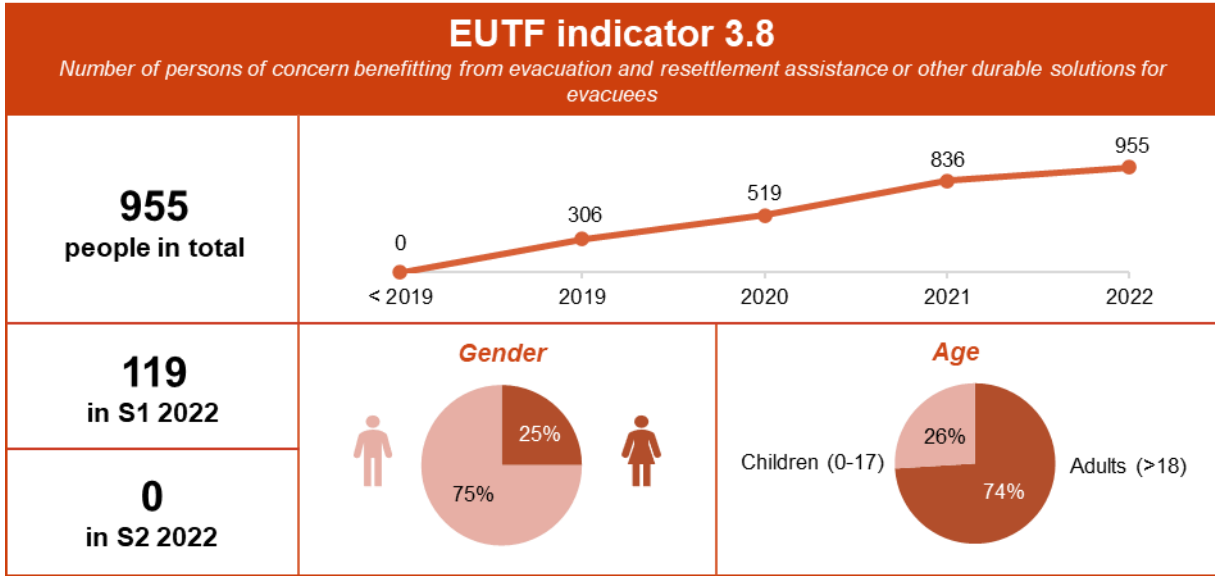
¹ The map in this visual excludes 58 reported institutions for which the country is unspecified.

1.6.22. NUMBER OF INDIVIDUALS TRAINED ON MIGRATION MANAGEMENT AND PROTECTION (EUTF INDICATOR 3.7)¹

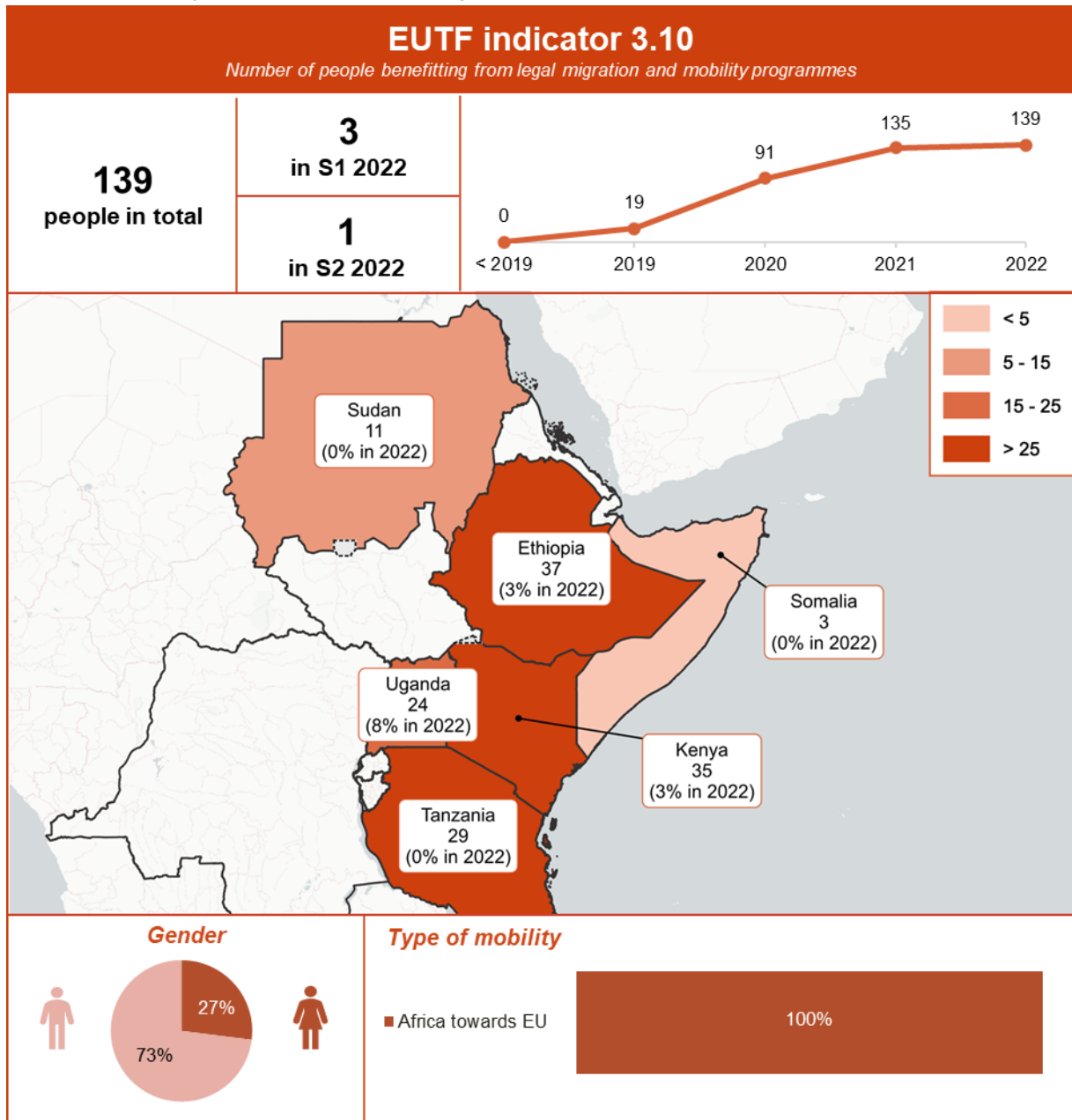


¹ The map in this visual excludes 1,930 reported beneficiaries for which the country is unspecified.

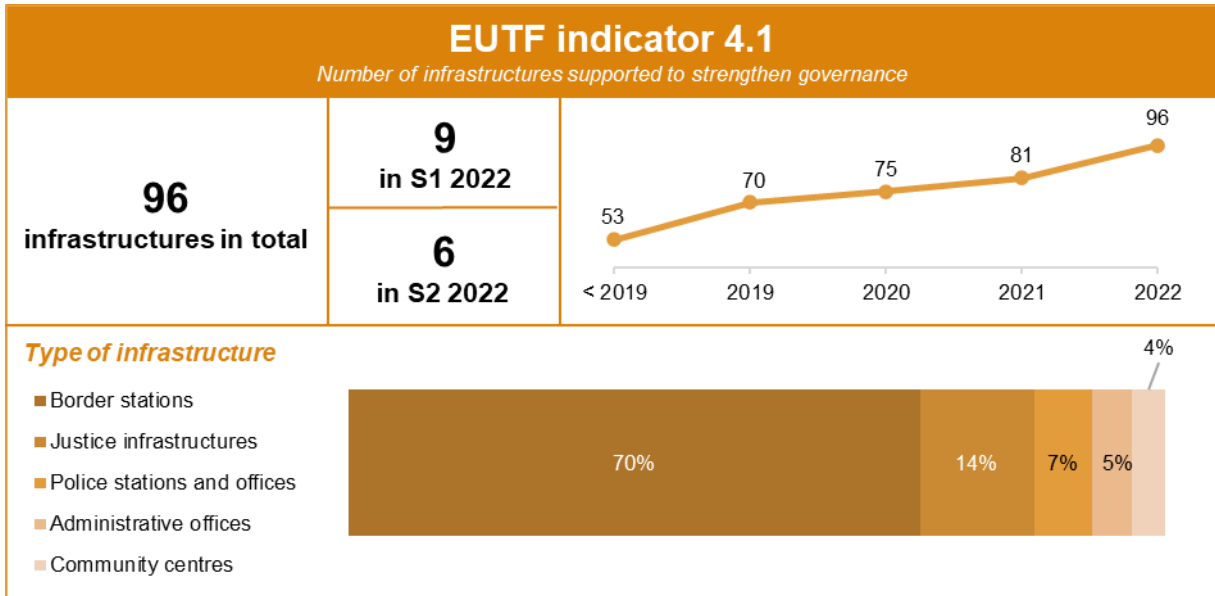
1.6.23. NUMBER OF PEOPLE OF CONCERN BENEFITTING FROM EVACUATION AND RESETTLEMENT ASSISTANCE OR OTHER DURABLE SOLUTIONS FOR EVACUEES (EUTF INDICATOR 3.8)



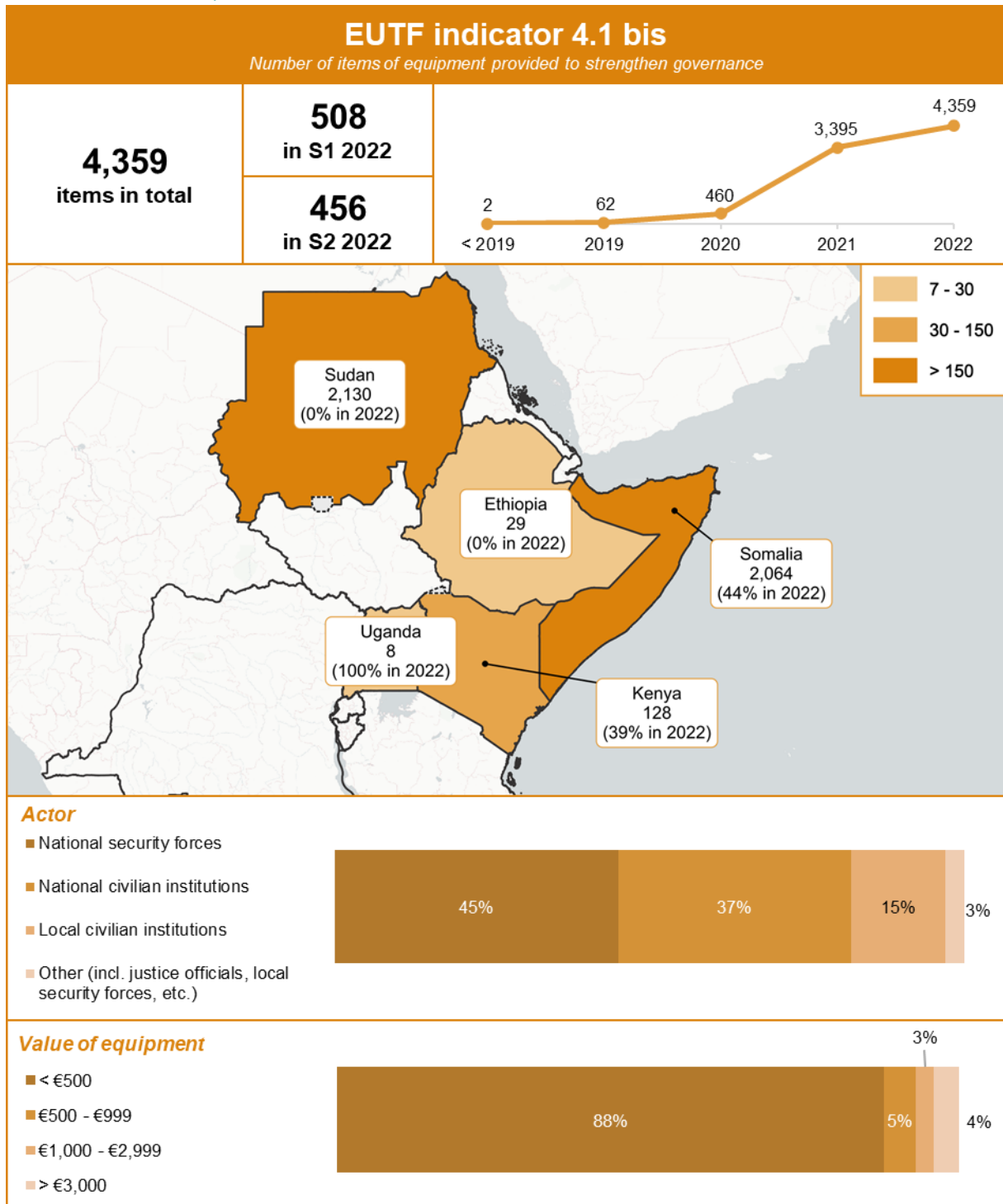
1.6.24. NUMBER OF PEOPLE BENEFITTING FROM LEGAL MIGRATION AND MOBILITY PROGRAMMES (EUTF INDICATOR 3.10)



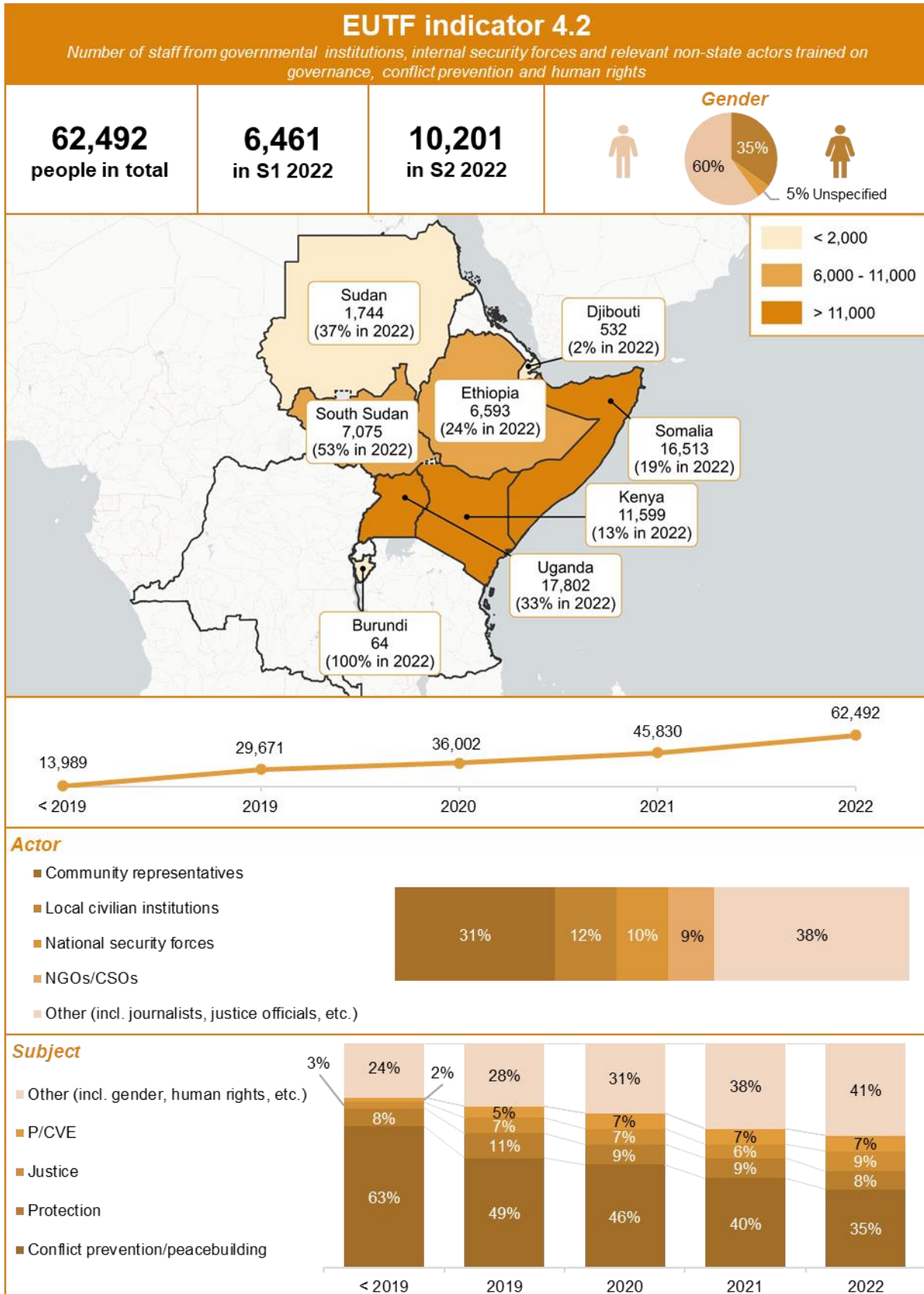
1.6.25. NUMBER OF INFRASTRUCTURES SUPPORTED TO STRENGTHEN GOVERNANCE (EUTF INDICATOR 4.1)



1.6.26. NUMBER OF ITEMS OF EQUIPMENT PROVIDED TO STRENGTHEN GOVERNANCE (EUTF INDICATOR 4.1 BIS)

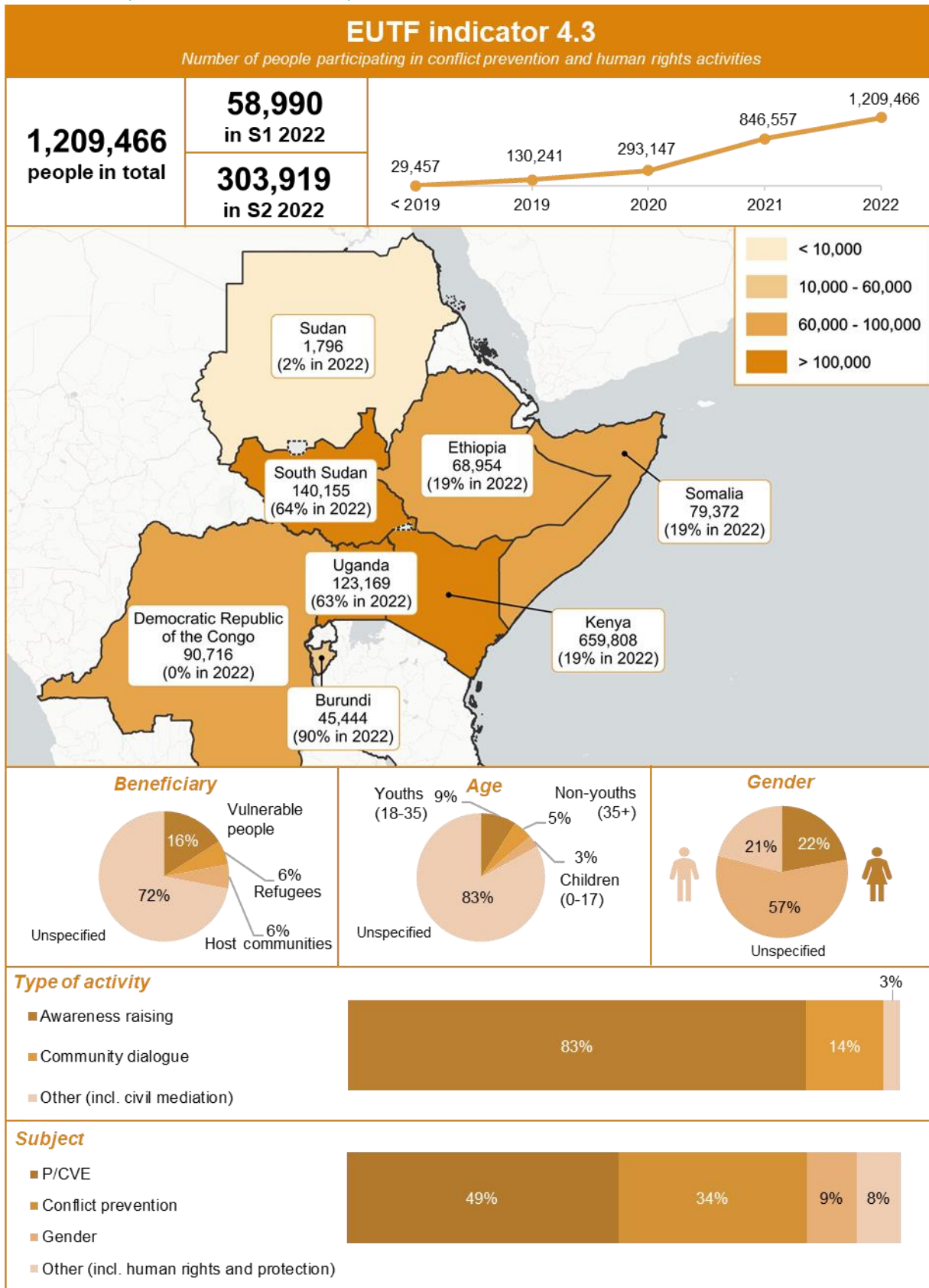


1.6.27. NUMBER OF STAFF FROM GOVERNMENTAL INSTITUTIONS, INTERNAL SECURITY FORCES AND RELEVANT NON-STATE ACTORS TRAINED ON GOVERNANCE, CONFLICT PREVENTION AND HUMAN RIGHTS (EUTF INDICATOR 4.2)¹



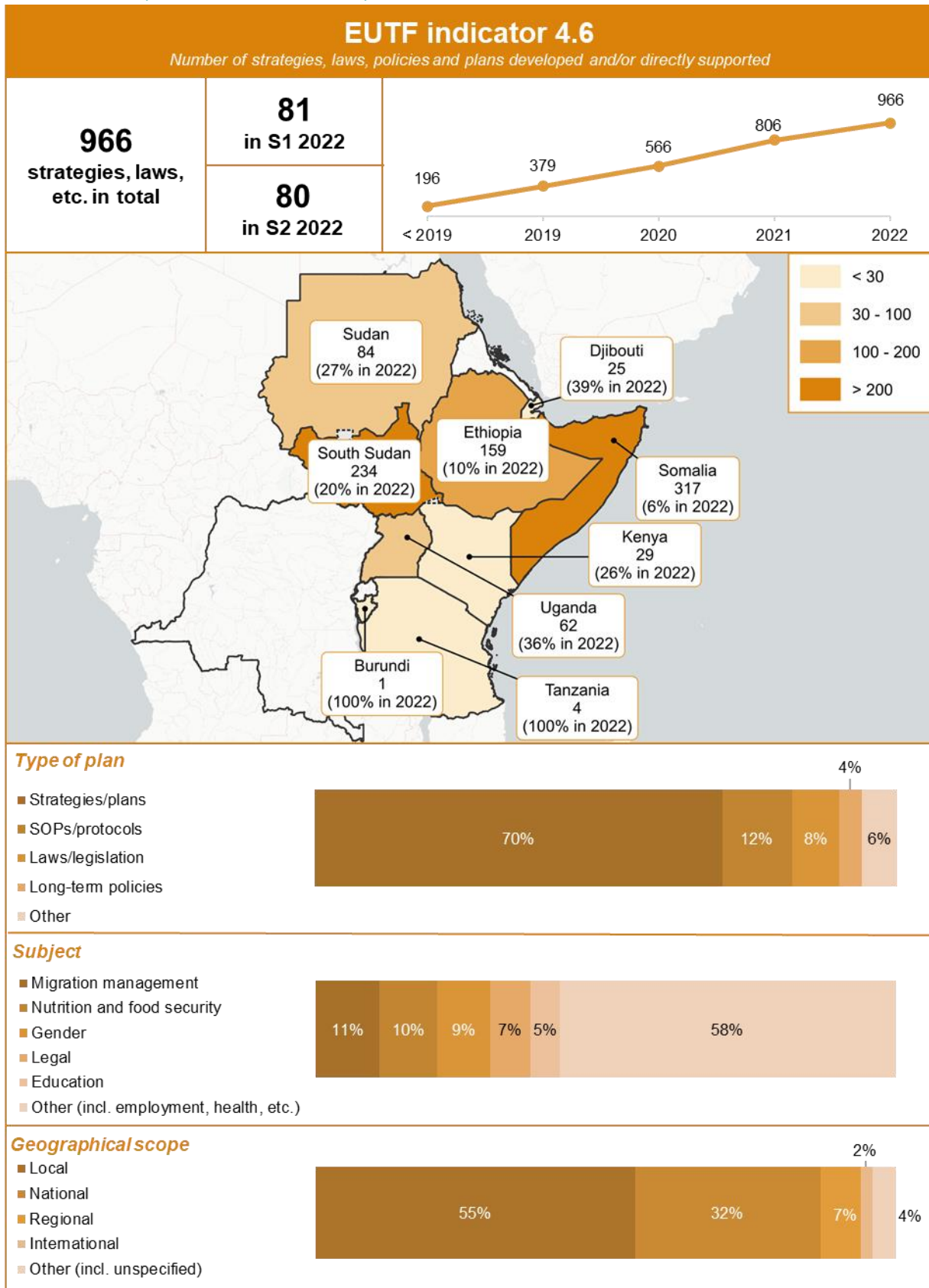
¹ The map in this visual excludes 570 reported staff for which the country is unspecified.

1.6.28. NUMBER OF PEOPLE PARTICIPATING IN CONFLICT PREVENTION AND HUMAN RIGHTS ACTIVITIES (EUTF INDICATOR 4.3)¹



¹ The map in this visual excludes 52 reported beneficiaries for which the country is unspecified.

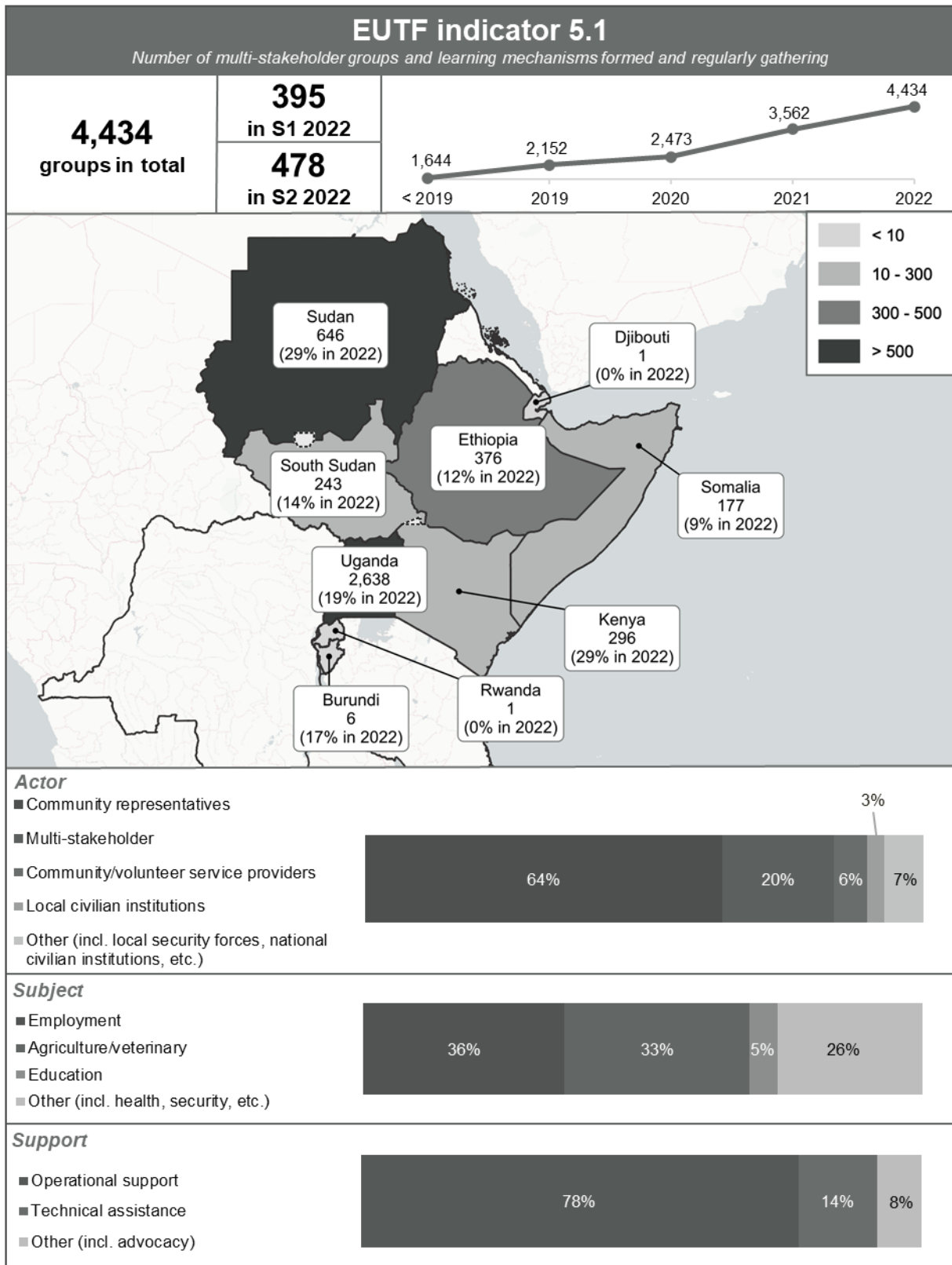
1.6.29. NUMBER OF STRATEGIES, LAWS, POLICIES AND PLANS DEVELOPED AND/OR DIRECTLY SUPPORTED (EUTF INDICATOR 4.6)^{1,2}



¹ The map in this visual excludes 51 reported laws/strategies for which the country is unspecified.

² The sum of S1 and S2 2022 data exceeds the difference between the cumulative totals as of the end of 2021 and the end of 2022 by one unit due to rounding.

1.6.30. NUMBER OF MULTI-STAKEHOLDER GROUPS AND LEARNING MECHANISMS FORMED AND REGULARLY GATHERING (EUTF INDICATOR 5.1)^{1,2,3}

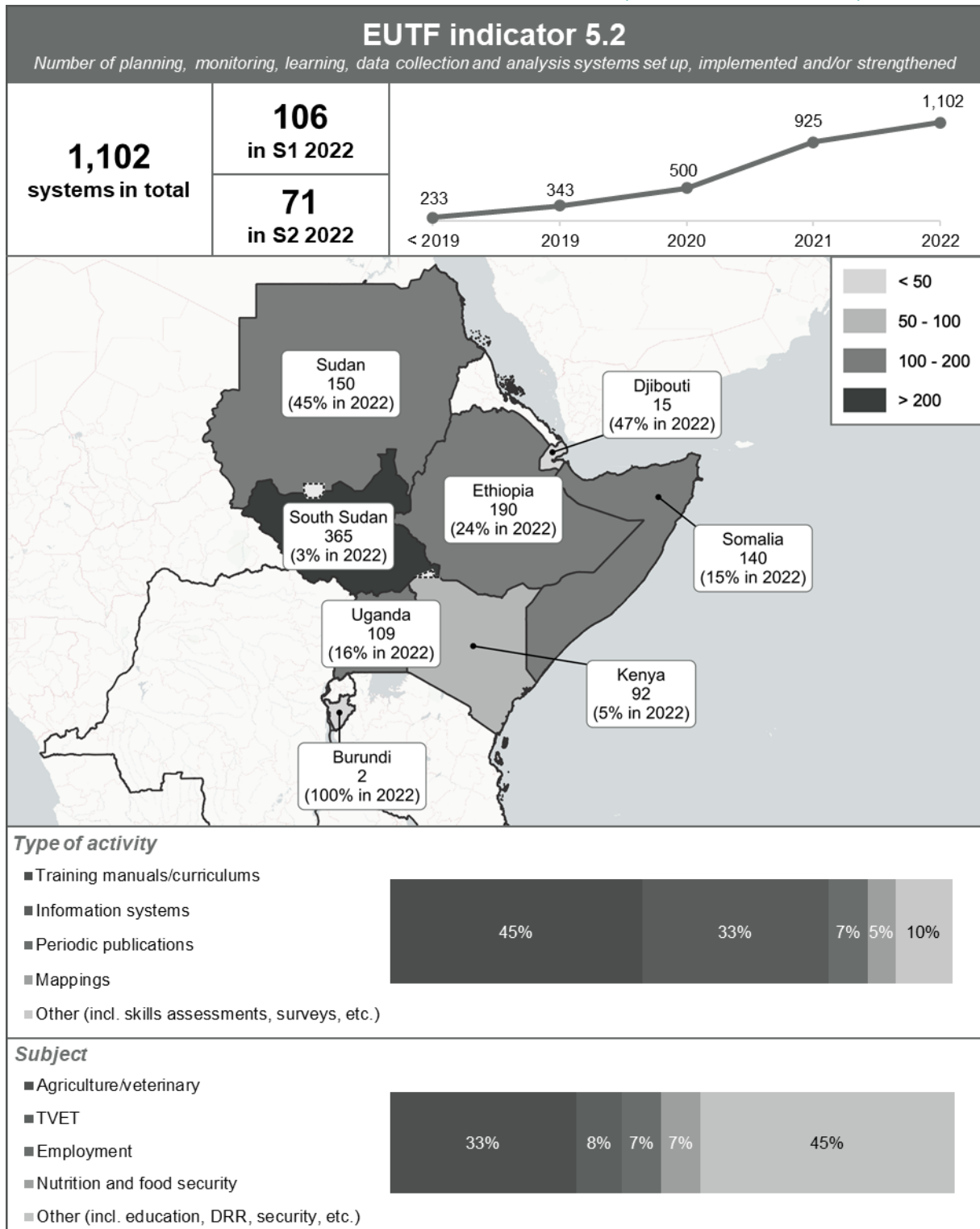


¹ The map in this visual excludes 52 reported groups for which the country is unspecified.

² The sum of the values shown in the map and in the above footnote exceed the total output by two units due to rounding.

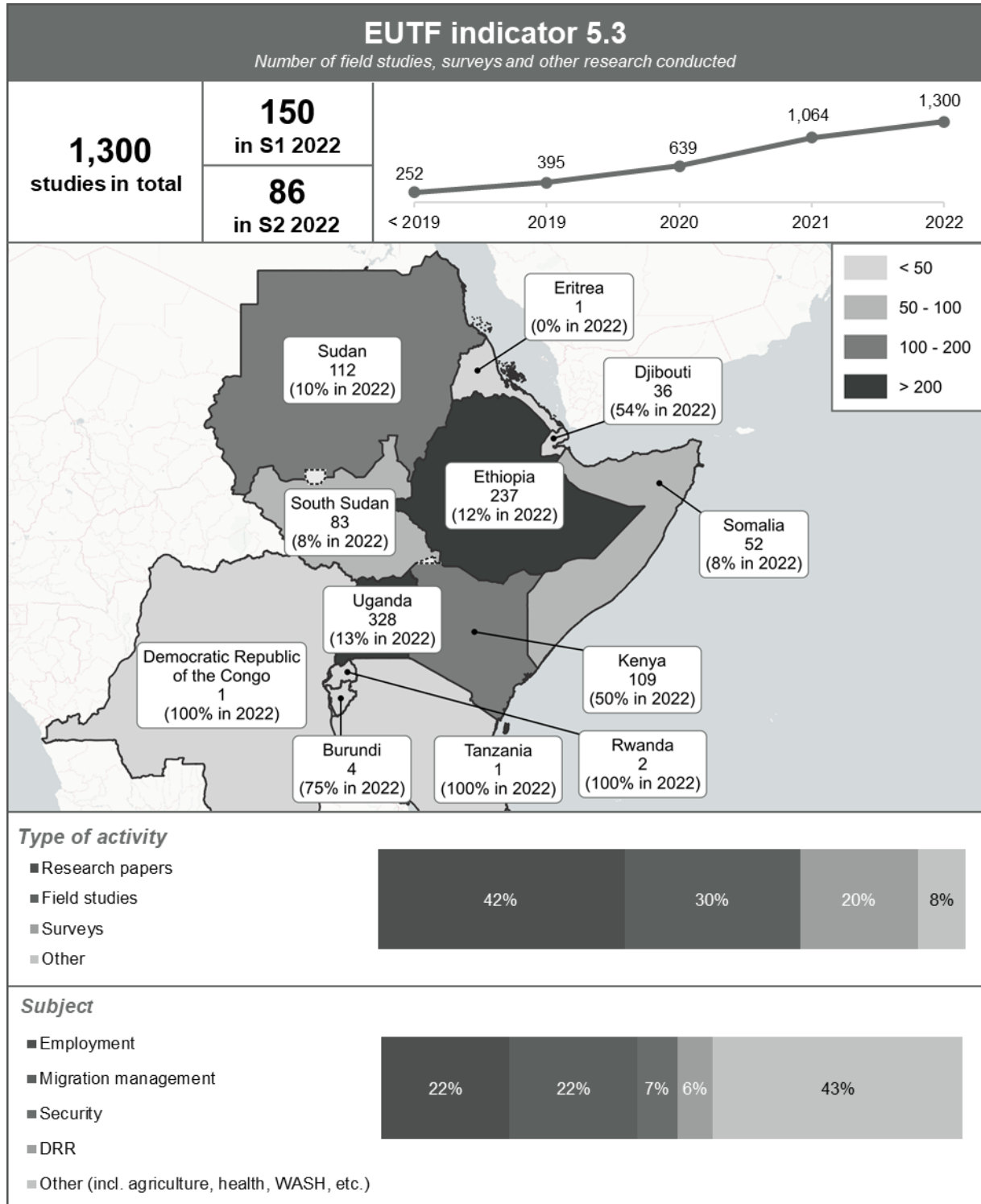
³ The sum of S1 and S2 2022 data exceeds the difference between the cumulative totals as of the end of 2021 and the end of 2022 by one unit due to rounding.

1.6.31. NUMBER OF PLANNING, MONITORING, LEARNING, DATA COLLECTION AND ANALYSIS SYSTEMS SET UP, IMPLEMENTED AND/OR STRENGTHENED (EUTF INDICATOR 5.2)¹



¹ The map in this visual excludes 39 reported systems for which the country is unspecified.

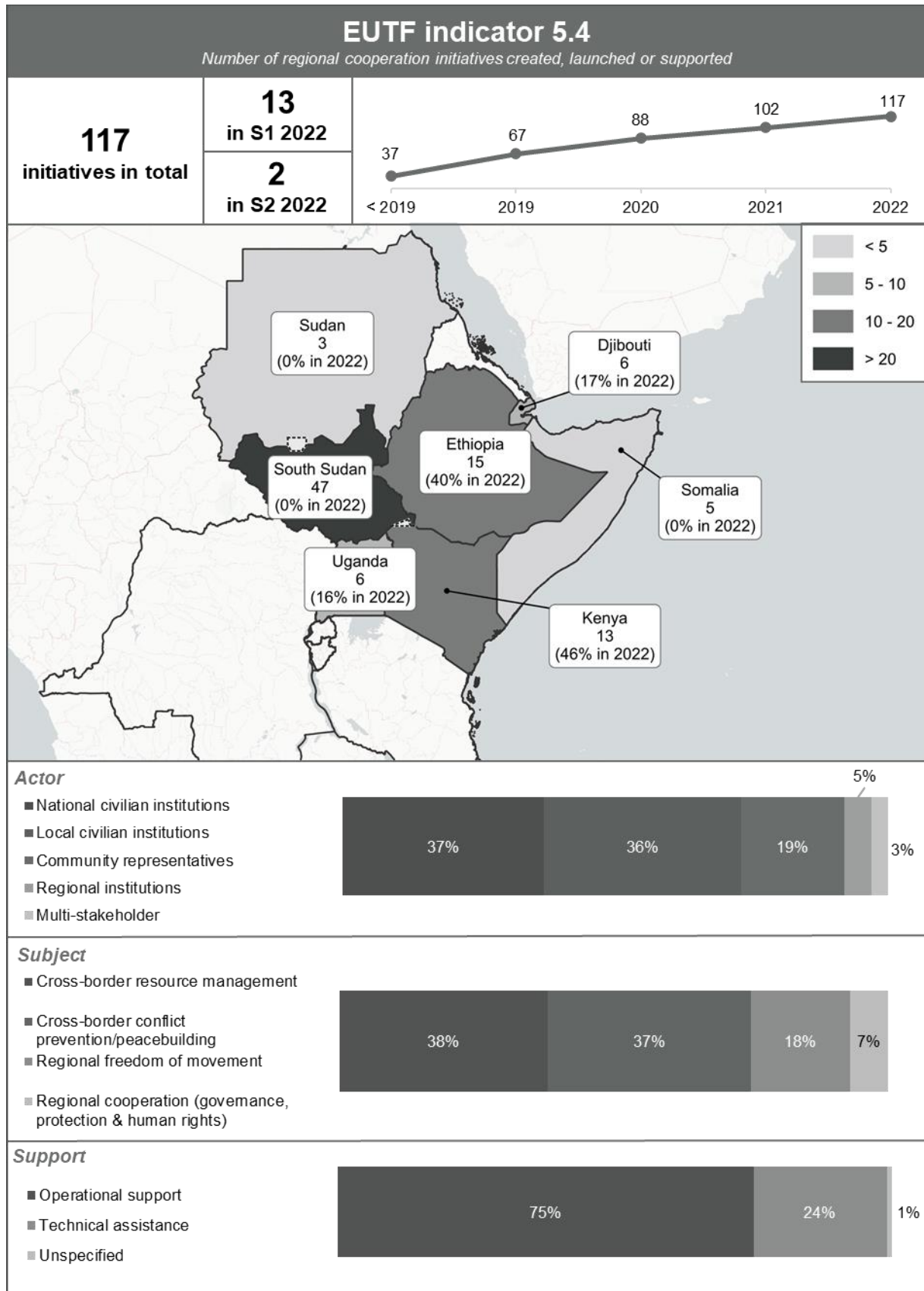
1.6.32. NUMBER OF FIELD STUDIES, SURVEYS AND OTHER RESEARCH CONDUCTED (EUTF INDICATOR 5.3)^{1,2}



¹ The map in this visual excludes 335 reported studies for which the country is unspecified.

² The sum of the values shown in the map and in the above footnote exceed the total output by one unit due to rounding.

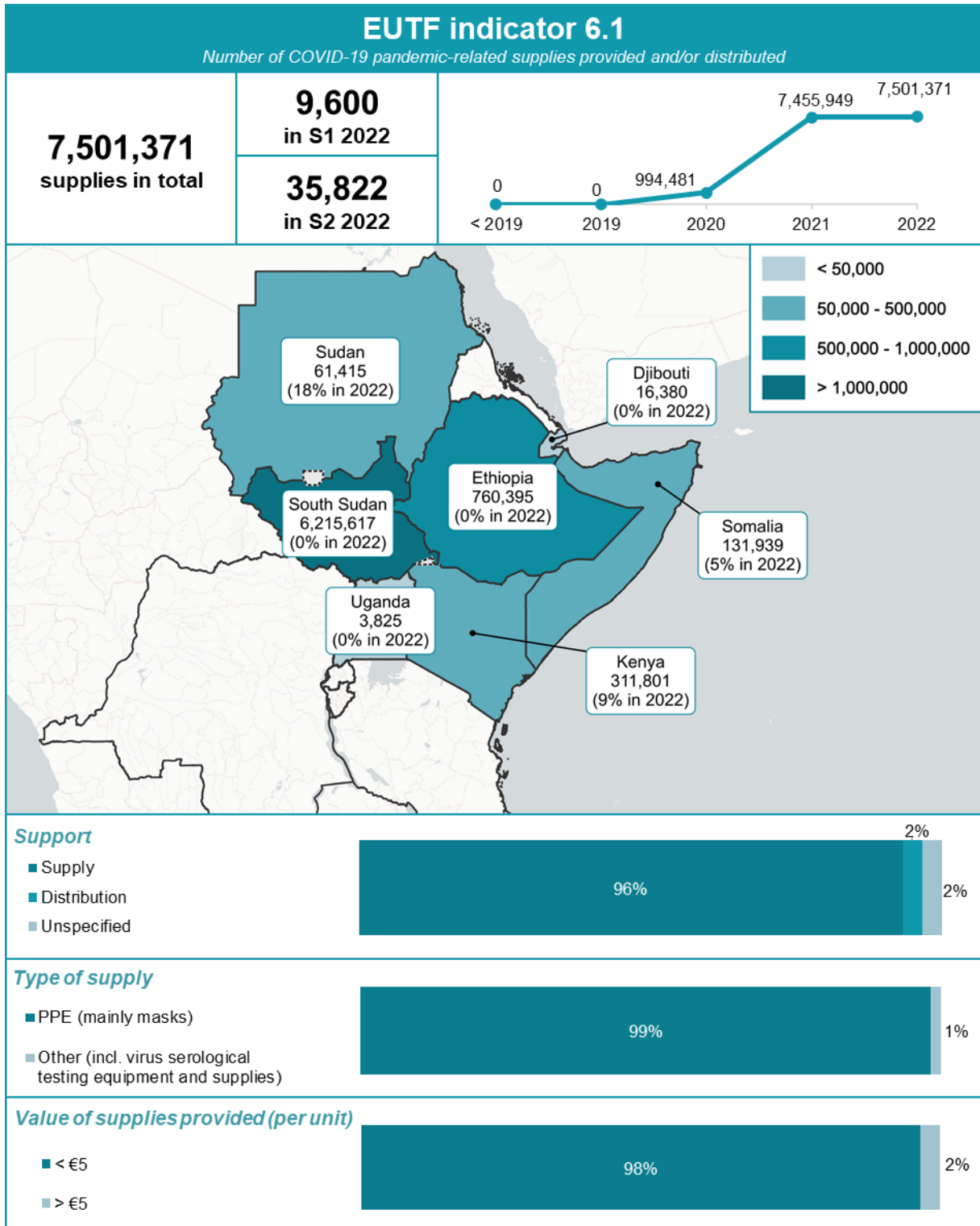
1.6.33. NUMBER OF REGIONAL COOPERATION INITIATIVES CREATED, LAUNCHED OR SUPPORTED (EUTF INDICATOR 5.4)^{1,2}



¹ The map in this visual excludes 21 reported initiatives for which the country is unspecified.

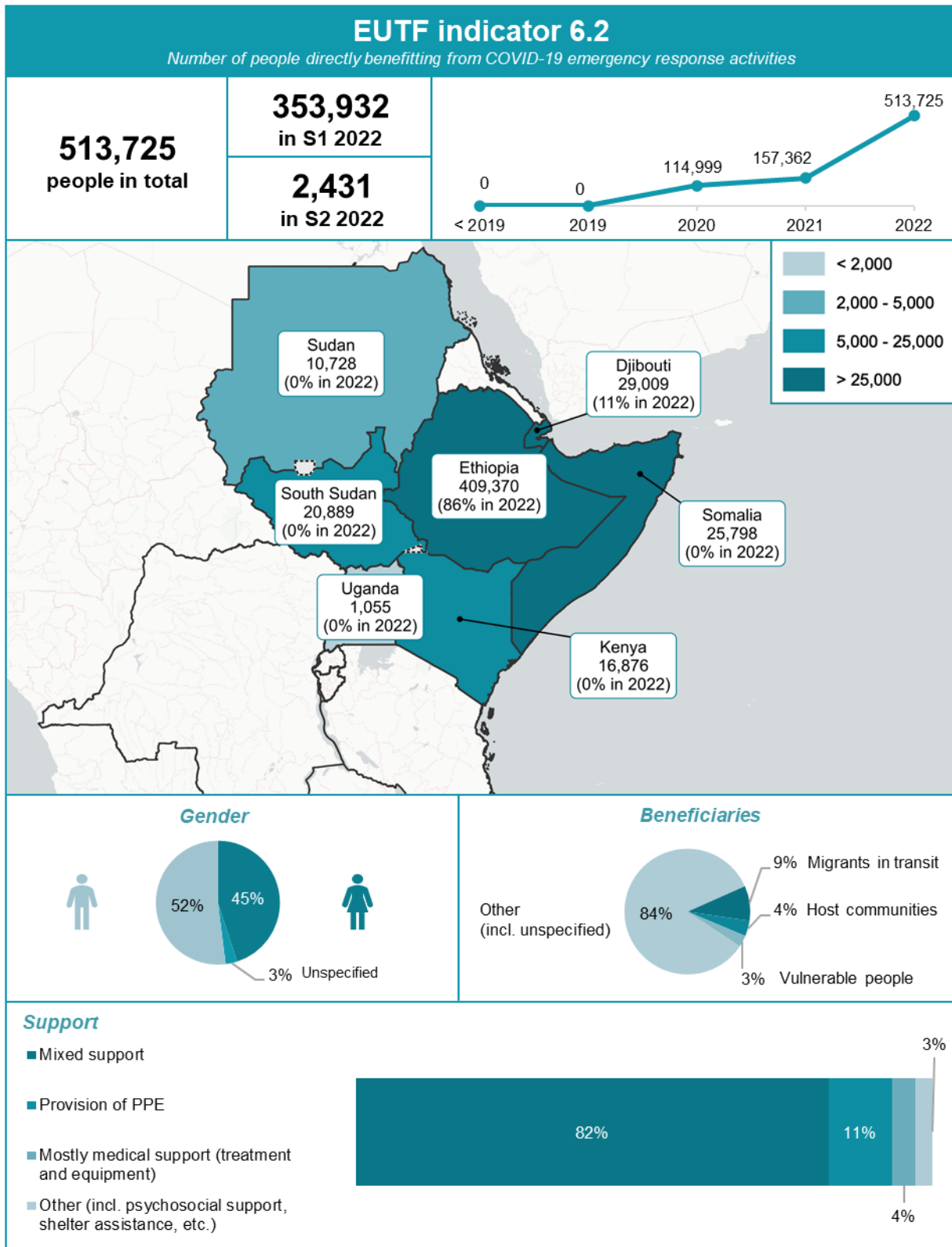
² The sum of the values shown in the map and in the above footnote is less than the total output by one unit due to rounding.

1.6.34. NUMBER OF COVID-19 PANDEMIC-RELATED SUPPLIES PROVIDED AND/OR DISTRIBUTED (EUTF INDICATOR 6.1)¹



¹ The sum of the values shown in the map exceed the total output by one unit due to rounding.

1.6.35. NUMBER OF PEOPLE DIRECTLY BENEFITTING FROM COVID-19 EMERGENCY RESPONSE ACTIVITIES (EUTF INDICATOR 6.2)



1.6.36. NUMBER OF ENTITIES BENEFITTING FROM COVID-19 EMERGENCY RESPONSE ACTIVITIES (EUTF INDICATOR 6.3)

