



# EUTF Monitoring and Learning System Horn of Africa

## Annexes

S1 2023 REPORT

COVERING UNTIL 30 JUNE 2023

Altai Consulting for the European Union – December 2023



Funded by  
the European Union



© 2023 Altai Consulting. All rights reserved.

Licensed to the European Union under conditions.

Unless specified otherwise, all pictures in this report are credited to Altai Consulting.

This publication was produced with the financial support of the European Union through the European Union Emergency Trust Fund for Africa (EUTF). Its contents are the sole responsibility of Altai Consulting and do not necessarily reflect the views of the European Union.

Cover photo: Amal Mahdi Xasan poses in her shop, a business supported via a loan provided by the CRRF ET Job Creation MC project (also known as STEDE) implemented by Mercy Corps in a refugee camp in the Jigjiga area of Somali Region, Ethiopia.

© Mercy Corps

## ALTAI CONSULTING

Altai Consulting provides research and monitoring & evaluation services to public institutions and international organisations in developing countries.

Our teams operate in more than 50 countries in Africa, the Middle East and Central Asia. Since its inception 19 years ago, Altai Consulting has developed a strong focus on migration, governance and sustainable development research and programme evaluations.

### Contact Details:

Justine Rubira (Director): [jrubira@altaiconsulting.com](mailto:jrubira@altaiconsulting.com)

Eric Davin (Altai Partner): [edavin@altaiconsulting.com](mailto:edavin@altaiconsulting.com)

[www.altaiconsulting.com](http://www.altaiconsulting.com)

# CONTENTS

<b>ANNEXES .....</b>	<b>4</b>
1.1. List of projects in the report .....	4
1.2. New projects in the S1 2023 report .....	13
1.3. Completed programmes in the S1 2023 report .....	14
1.4. List of indicators .....	17
1.5. Changes and corrections.....	18
1.6. One pager per indicator.....	27

# ANNEXES

## 1.1. LIST OF PROJECTS IN THE REPORT<sup>1</sup>

Programme Name	EUTF ID	Project Name	Lead IP	EUTF Budget
<b>Regional</b>				
Better Migration Management Programme (BMM)	<i>T05-EUTF-HoA-REG-09-01</i>	<i>Better Migration Management Programme – GIZ (BMM)</i>	GIZ	€40,000,000 (completed)
	<i>T05-EUTF-HoA-REG-78-01</i>	<i>Better Migration Management Programme Phase II – GIZ (BMM II)</i>	GIZ	€30,000,000 (completed)
Research and Evidence Facility (SOAS)	<i>T05-EUTF-HoA-REG-10-01</i>	<i>Research and Evidence Facility (REF)</i>	SOAS	€3,642,364 (completed)
	<b>T05-EUTF-HoA-REG-10-02</b>	<b>Research and Evidence Facility (REF II)</b>	SOAS	<b>€2,957,636</b>
Towards Free Movement of Persons and Transhumance (Free Movement)	<i>T05-EUTF-HoA-REG-19-02</i>	<i>Free Movement of persons and Transhumance in the IGAD Region - Improving Opportunities for Regular Labour Mobility (Free Movement ILO)</i>	ILO	€7,850,000 (completed)
	<b>T05-EUTF-HoA-REG-19-01</b>	<b>Towards Free Movement of Persons and Transhumance in the IGAD Region - Direct Grant to IGAD (Free Movement IGAD)</b>	IGAD	<b>€6,800,000</b>
Strengthening the ability of IGAD to promote resilience (Strengthening Resilience)	<i>T05-EUTF-HoA-REG-20-02</i>	<i>Strengthening the ability of IGAD to promote resilience in the Horn of Africa - Direct Grant to IGAD (Strengthening Resilience IGAD)</i>	IGAD	€1,400,000 (completed)
	<i>T05-EUTF-HoA-REG-20-01</i>	<i>Strengthening the ability of IGAD to promote resilience in the Horn of Africa - Delegation agreement to GIZ (Strengthening Resilience GIZ)</i>	GIZ	€2,100,000 (completed)
EU-IOM Joint Initiative	<i>T05-EUTF-HoA-REG-25-01</i>	<i>EU-IOM Joint Initiative for Migrant Protection and Reintegration in the Horn of Africa (previously called Regional Reintegration Facility) (EU-IOM JI)</i>	IOM	€64,702,979 (completed)
Collaboration in Cross-Border Areas of the Horn of Africa (Cross-Border)	<i>T05-EUTF-HoA-REG-26-01</i>	<i>Regional Approaches for Sustainable Conflict Management and Integration (Cross-Border PACT RASMI)</i>	PACT	€2,672,250 (completed)
	<i>T05-EUTF-HoA-REG-26-02</i>	<i>Building Opportunities for Resilience in the Horn of Africa (Cross-Border BORESHA DRC)</i>	DRC	€13,141,362 (completed)
	<i>T05-EUTF-HoA-REG-26-03</i>	<i>Collaboration in Cross-Border Areas: Cluster I-Lot 1 (Cross-Border PACT SEEK)</i>	PACT	€2,709,784 (completed)
	<i>T05-EUTF-HoA-REG-26-04</i>	<i>Collaboration in cross-border areas of the horn of Africa region: the Southwest Ethiopia-Northwest Kenya border (Cross-Border VSFG)</i>	VSFG	€12,000,000 (completed)
	<i>T05-EUTF-HoA-REG-26-05</i>	<i>Support for effective cooperation and coordination of cross-border initiatives in Southwest Ethiopia, Northwest Kenya, Marsabit-Borana &amp; Dawa, and Kenya-Somalia-Ethiopia (Cross-Border UNDP SECCC)</i>	UNDP	€5,665,288 (completed)
	<i>T05-EUTF-HoA-REG-26-06</i>	<i>Cross-border cooperation between Ethiopia and Kenya for conflict prevention and peacebuilding in Marsabit-Moyale cluster (Cross-Border UNDP Peace)</i>	UNDP	€2,099,936 (completed)
	<i>T05-EUTF-HoA-REG-26-07</i>	<i>Cross Border Collaboration Programme in Western Ethiopia and Eastern Sudan (Cross-Border GIZ)</i>	GIZ	€15,900,000 (completed)
	<i>T05-EUTF-HoA-REG-26-08</i>	<i>Regional Approaches for Sustainable conflict Management and Integration – Phase II (Cross-Border PACT RASMI II)</i>	PACT	€1,000,000 (completed)
	<i>T05-EUTF-HoA-REG-26-09</i>	<i>Building opportunities for resilience in the Horn of Africa – Phase II (Cross-Border BORESHA II DRC)</i>	DRC	€ 2,979,881 (completed)
	<b>T05-EUTF-HoA-REG-26-10</b>	<b>Selam, Ekisil – Phase II (Cross-Border PACT SEEK II)</b>	PACT	<b>€3,137,520</b>
	<i>T05-EUTF-HoA-REG-26-11</i>	<i>Building opportunities for resilience in the Horn of Africa – Phase III (Cross-Border BORESHA III DRC)</i>	DRC	€4,800,000 (completed)
Monitoring and Learning System for the EUTF Horn of Africa	<i>T05-EUTF-HoA-REG-28-01</i>	<i>Monitoring and Learning System for the EUTF Horn of Africa (EUTF MLS)</i>	Altai	€3,194,143 (completed)
	<b>T05-EUTF-HoA-REG-28-02</b>	<b>Monitoring and Learning System II</b>	Altai	<b>€3,429,850</b>

<sup>1</sup> Projects that are included in MLS reporting for the first time in the S1 2023 report are stylised in bold font. Completed projects are stylised in italic grey font.

IGAD Promoting Peace and Stability in the Horn of Africa (IPPSHAR)	T05-EUTF-HOA-REG-36-02	IGAD Promoting Peace and Stability in the Horn of Africa Region (IPPSHAR ADA)	ADA	€25,248,000
	T05-EUTF-HOA-REG-36-01	Supporting the IGAD Secretariat in the area of Peace and Security (IPPSHAR IGAD)	IGAD	€4,819,762 (completed)
	T05-EUTF-HOA-REG-36-03	Supporting the IGAD Secretariat in the area of Peace & Security – Phase II (IPPSHAR II IGAD)	IGAD	€2,752,000 (completed)
Disrupting criminal trafficking and smuggling networks through increased anti-money laundering and financial investigation capacity in the Greater Horn of Africa (Disrupting CN CIVIPOL)	T05-EUTF-HOA-REG-62-01	Disrupting criminal trafficking and smuggling networks through increased anti-money laundering and financial investigation capacity in the greater Horn of Africa (Disrupting Criminal Networks)	CIVIPOL	€4,900,000 (completed)
CRRF: Inclusive Urban Development and Mobility	T05-EUTF-HOA-REG-67-01	CRRF Urban Development and Mobility: Promoting Inclusive Urban Development in Assosa town, Ethiopia (CRRF Urban Development IRC)	IRC	€3,800,000 (completed)
	T05-EUTF-HOA-REG-67-02	Technical assistance to Koboko Municipality (CRRF Urban Development ACAV)	ACAV	€1,000,042
	T05-EUTF-HOA-REG-67-03	CRRF Inclusive Urban Development and Mobility: Regional Networks and Dialogue (CRRF Urban Development Cities Alliance)	Cities Alliance	€600,000
	T05-EUTF-HOA-REG-67-04	CRRF: Inclusive Urban Development and Mobility in the Municipality of Koboko (CRRF Urban Development Koboko)	Koboko Municipal Council	€2,799,958
Soutien aux réfugiés Sud-Soudanais et aux communautés hôtes en RDC	T05-EUTF-HOA-REG-71-01	Soutien aux réfugiés Sud-Soudanais et aux communautés hôtes en RDC (Self-reliance of South Sudanese refugees in DRC)	UNHCR	€3,000,000 (completed)
CRRF: Displacement responses through regional cooperation and technical exchange (CRRF DIRECT)	T05-EUTF-HOA-REG-79-01	Strengthening Resilience through Enhanced Local Disaster Risk Management Capacities (CRRF DIRECT Oxfam)	Oxfam	€1,400,000
	T05-EUTF-HOA-REG-79-02	Strengthening Emergency Preparedness and Inclusive Natural Resources Management in Refugee Hosting Districts (CRRF DIRECT CARE)	CARE Denmark	€1,500,000
	T05-EUTF-HOA-REG-79-03	Protection, health and livelihood for refugees in Burundi (CRRF DIRECT UNHCR)	UNHCR	€500,000
	T05-EUTF-HOA-REG-79-04	Protection, health and livelihood for refugees in Burundi (CRRF DIRECT IRC)	IRC	€2,000,000 (completed)
	T05-EUTF-HOA-REG-79-05	Dukorane Umurava – Upscaling Economic Inclusion of Refugees and Host Communities to Gicumbi District (CRRF DIRECT GIZ)	GIZ	€1,600,000
	T05-EUTF-HOA-REG-79-06	Sécurité et bien-être accrus des réfugiés du camp de Mahama et de leur communauté d'accueil, complémentarité socio-économique renforcée entre ces groupes (CRRF DIRECT Maison Shalom)	Maison Shalom	€1,000,000
	T05-EUTF-HOA-REG-79-07	CRRF DIRECT – Displacement responses through regional cooperation and technical exchange (CRRF DIRECT DRC)	DRC	€800,000
	T05-EUTF-HOA-REG-79-08	Protection and Assistance for Burundian Returnees - UNHCR (CRRF DIRECT Protection and Assistance)	UNHCR	€4,000,000
Delivering durable solutions to forced displacement in the IGAD region through the implementation of the GCR	T05-EUTF-HOA-REG-80-01	Delivering Durable Solutions to Forced Displacement in the IGAD Region Through The Implementation of the Global Compact on Refugees (GCR IGAD)	IGAD	€2,800,000
Enhancing protection, lifesaving assistance and sustainable solutions for evacuees from Libya through the Emergency Transit Mechanism (ETM) in Rwanda	T05-EUTF-HOA-REG-81-01	Enhancing protection, lifesaving assistance and sustainable solutions for evacuees from Libya through the Emergency Transit Mechanism (ETM) in Rwanda	UNHCR	€12,500,000 (completed)
Erasmus+ in West Africa and the Horn of Africa	T05-EUTF-REG-REG-05	Erasmus+ in West Africa and the Horn of Africa (Erasmus +)		€3,900,100 (completed)
<b>Sudan</b>				
Regional Development and Protection Programme in Sudan: Enhancing alternatives to first and secondary movement from Sudan (RDPP Sudan)	T05-EUTF-HOA-SD-11-01	Support Migrants and Host Communities in improving Access to Safe Water and Sanitation – Eastern Sudan (RDPP SD AICS)	AICS	€2,000,000 (completed)
	T05-EUTF-HOA-SD-11-02	RDPP in Sudan: Employment and entrepreneurship development for migrant youth, refugees, asylum seeker and host communities in Khartoum State (RDPP SD UNIDO)	UNIDO	€3,443,200
	T05-EUTF-HOA-SD-11-03	RDPP in Sudan: Vocational training for refugees and host communities in Eastern Sudan (RDPP SD GIZ)	GIZ	€2,000,000 (completed)
	T05-EUTF-HOA-SD-11-04	RDPP in Sudan: Strengthening Protection Services for Refugees and Asylum Seekers in Sudan (RDPP SD UNHCR)	UNHCR	€3,000,000 (completed)
	T05-EUTF-HOA-SD-11-05	RDPP in Sudan: RDPP SD Landell Mills	Landell Mills	€1,454,203 (completed)
	T05-EUTF-HOA-SD-11-06	RDPP in Sudan: RDPP SD RVO	RVO	€3,000,000 (completed)

Strengthening Resilience for IDPs, Returnees and Host Communities in West Darfur (Resilience Darfur)	T05-EUTF-HOA-SD-12-01	Strengthening Resilience for IDPs, Returnees and Host Communities in Kulbus and Jebel Moon West Darfur (Resilience Darfur SD CW)	CW	€2,219,788 (completed)
	T05-EUTF-HOA-SD-12-02	Strengthening Resilience for IDPs, Returnees and Host Communities in Al Geneina, Beida Sirba, Kerenik – West Darfur (Resilience Darfur SD IMC)	IMC	€4,719,200 (completed)
Strengthening resilience for refugees, IDPs and host communities in Eastern Sudan (Resilience East SD)	T05-EUTF-HOA-SD-13-01	Strengthening Resilience for Refugees, IDPs and Host Communities in Eastern Sudan (Resilience East SD AICS)	AICS	€11,845,810 (completed)
Greater Stability in Eastern Sudan through better and more informed decision-making in food security	T05-EUTF-HOA-SD-14-01	Greater Stability in Eastern Sudan through better and more informed decision-making in food security FAO (Greater Stability East SD FAO)	FAO	€6,000,000
Mitigate the effect of El Niño for the host and IDP population in Red Sea, White Nile and North Darfur, Sudan (El Niño SD)	T05-EUTF-HOA-SD-22-01	Mitigate the effect of El Niño for host and IDP Population in Red Sea State to prevent more migration movement (El Niño SD WHH)	WHH	€1,991,657 (completed)
	T05-EUTF-HOA-SD-22-02	Mitigate the effect of El Niño in White Nile State (El Niño SD ADRA)	ADRA	€2,682,417 (completed)
	T05-EUTF-HOA-SD-22-03	Mitigate the effect of El Niño in North Darfur State (El Niño SD COOPI)	COOPI	€2,830,000 (completed)
Education Quality Improvement Programme in Sudan (EQUIP)	T05-EUTF-HOA-SD-31-01	EQUIP Capacity building and coordination (EQUIP SOFRECO)	SOFRECO	€3,276,085 (completed)
	T05-EUTF-HOA-SD-31-02	Education quality improvement programme through in-service teacher education programme (EQUIP BC)	BC	€3,600,000 (completed)
	T05-EUTF-HOA-SD-31-03	Education Quality Improvement Programme through Improving Learning Environment and Retention (EQUIP I-LEARN UNICEF)	UNICEF	€6,800,000 (completed)
	T05-EUTF-HOA-SD-31-04	EQUIP Quality learning environment for access and retention (EQUIP Save the Children)	Save the Children	€3,138,389 (completed)
	T05-EUTF-HOA-SD-31-05	Education Quality Improvement Programme – Expertise France (EQUIP EF)	Expertise France	€3,958,444 (completed)
Education Quality Improvement Programme in Sudan II (EQUIP 2)	T05-EUTF-HOA-SD-98-01	EU Quality Learning for Access and Retention (EQUIP 2 Save the Children)	Save the Children	€6,600,000
	T05-EUTF-HOA-SD-98-02	EU support for basic schoolteachers' qualification in Sudan (EQUIP 2 EF)	Expertise France	€9,000,000
	T05-EUTF-HOA-SD-98-03	EU Coordination and capacity building for Education (EQUIP 2 SOFRECO)	SOFRECO	€4,099,875
Improving Nutrition and Reducing Stunting in Eastern Sudan through an Integrated Nutrition and Food Security Approach (Improving Nutrition)	T05-EUTF-HOA-SD-32-01	Improving Nutrition and Reducing Stunting in Eastern Sudan through an Integrated Nutrition and Food Security Approach (Improving Nutrition WFP)	WFP	€26,000,000
Livestock epidemio-surveillance project to support livelihoods of vulnerable rural smallholders and pastoralists (LESP SLSP IFAD)	T05-EUTF-HOA-SD-33-01	Livestock epidemio-surveillance project to support livelihoods of vulnerable rural smallholders and pastoralists (LESP SLSP IFAD)	IFAD	€8,750,000
Wadi El Ku (Phase 2)	T05-EUTF-HOA-SD-37-01	Wadi El Ku Catchment Management Project UNEP (Phase 2) (Wadi El Ku UNEP)	UNEP	€10,000,000
Technical Cooperation Facility for Sudan	T05-EUTF-HOA-SD-38-02	Supporting Health Financing Reforms to improve governance of National Health Insurance Fund and extend insurance coverage to poor and refugee populations (Health Financing Reform WHO)	WHO	€956,898 (completed)
	T05-EUTF-HOA-SD-38-07	Implementation of Sudan-Europe Creative Connections (Sudan-Europe Creative Connections)	Goethe Institut	€350,000 (completed)
PROTECT – Protection of persons of concern	T05-EUTF-HOA-SD-43-02	PROTECT Danish Red Cross	Danish Red Cross	€3,000,000
Integrated Measures to promote rural-urban value addition and Employment (IMPROVE-East Sudan)	T05-EUTF-HOA-SD-44-01	Integrated Measures to promote rural-urban value addition and Employment (IMPROVE-East Sudan)	GIZ	€8,000,000
Fostering Smallholder Capacities and Access to Markets	T05-EUTF-HOA-SD-45-01	Fostering smallholder capacities and access to markets in food insecure areas of Darfur (Access to Markets Darfur WFP)	WFP	€8,000,000 (completed)
S3M (Humanitarian Development Nexus)	T05-EUTF-HOA-SD-53-01	Humanitarian Development Nexus: Simple, Spatial, Survey Method (S3M) for Sudan (S3M UNICEF)	UNICEF	€1,000,000 (completed)
Youth, Employment, Skills (YES)	T05-EUTF-HOA-SD-54-01	Youth, Employment, Skills (YES)	GIZ	€14,885,000
Humanitarian development nexus – Building resilient communities in West Kordofan	T05-EUTF-HOA-SD-63-02	BRICK Concern	Concern Worldwide	€4,000,000 (completed)

	T05-EUTF-HOA-SD-63-01	BRICK UNICEF	UNICEF	€6,000,000
Integration and mainstreaming of refugee children into the Sudanese education system and improving the quality of education	T05-EUTF-HOA-SD-65-01	Integration and mainstreaming of refugee children into the Sudanese education system (IRCSES) UNICEF	UNICEF	€24,850,000
Humanitarian development peace nexus	T05-EUTF-HOA-SD-73-01	HealthPro AICS	AICS	€9,795,000
	T05-EUTF-HOA-SD-73-02	HealthPro GOAL	GOAL	€4,905,000
<i>EU support for a Social Protection System in Sudan</i>	T05-EUTF-HOA-SD-82-02	<i>EU support for a Social Protection System in Sudan (Social Protection System ILO)</i>	ILO	€1,800,000 (completed)
EU OPM Sudan – Support to the Office of the Prime Minister	T05-EUTF-HOA-SD-90-01	EU OPM Sudan – Support to the Office of the Prime Minister (EU OPM Sudan)	Landell Mills	€6,900,000
Humanitarian-Development Nexus: Strengthening preparedness and response of the health system addressing the COVID-19 Pandemic in Sudan	T05-EUTF-HOA-SD-91-01	Humanitarian-Development Nexus: Strengthening preparedness and response of the health system addressing the COVID-19 Pandemic in Sudan (COVID-19 Response Sudan)	WHO	€20,050,000
EU support for the Family Support Programme and for the consolidation of social protection in Sudan	T05-EUTF-HOA-SD-94-01	Administration Agreement concerning the Sudan Transition and Recovery Support (STARS) Multi-Donor Trust Fund (MDTF)	World Bank	€112,900,000
Support to the Economic transition (Economic Transition)	T05-EUTF-HOA-SD-95-01	Economic Transition ODI	ODI	€3,850,000
Support to economic opportunities for youth and women	T05-EUTF-HOA-SD-96-01	Youth & Women Acacia AFD	AFD	€19,900,000
	T05-EUTF-HOA-SD-96-02	Youth & Women (WE-RISE) AICS	AICS	€12,728,000
	T05-EUTF-HOA-SD-96-03	Employment Promotion In Khartoum State (EPKS) GIZ	GIZ	€7,072,000
<i>Sudan Democratic Transition</i>	T05-EUTF-HOA-SD-97-01	<i>Sudan Democratic Transition HRO UN (Sudan Democratic Transition HRO)</i>	OHCHR	€4,950,000 (completed)
<b>Somalia</b>				
Enhancing Somalia's responsiveness to the management and reintegration of mixed migration flows (RE-INTEG)	T05-EUTF-HOA-SO-03-02	Facilitating Sustainable Return Through Laying Foundations for Somalia in the Horn of Africa (RE-INTEG IOM)	IOM	€4,823,088 (completed)
	T05-EUTF-HOA-SO-03-03	Enhancing Somalia's responsiveness to the management and reintegration of mixed migration flows (RE-INTEG UNHCR)	UNHCR	€5,000,000 (completed)
	T05-EUTF-HOA-SO-03-04	Durable Solutions for IDPs and Returnees in Somalia (RE-INTEG CARE)	CARE NL	€9,000,000 (completed)
	T05-EUTF-HOA-SO-03-05	'Wadajir' – Enhancing durable solutions for and reintegration of displacement affected communities in Somaliland (RE-INTEG WV)	World Vision	€3,911,922 (completed)
	T05-EUTF-HOA-SO-03-06	Innovative durable solutions for IDPs and returnees in Mogadishu through enhanced governance, employment and access to basic and protective services (RE-INTEG UN-Habitat)	UN-Habitat	€9,453,392 (completed)
	T05-EUTF-HOA-SO-03-07	Enhancing Integration of Displacement Affected Communities in Somalia (RE-INTEG CW)	CW	€4,000,000 (completed)
	T05-EUTF-HOA-SO-03-08	Durable Solutions and Reintegration Support to Displacement affected communities in Jubbaland state of Somalia (RE-INTEG NRC)	NRC	€4,000,000 (completed)
	T05-EUTF-HOA-SO-03-09	Supporting the development and implementation of policies for the return, reintegration and protection of IDPs and refugees (RE-INTEG IDLO)	IDLO	€2,967,280 (completed)
	T05-EUTF-HOA-SO-03-10	Amplifying Durable Solutions in Somalia (ADSS) With Africa's Voices Foundation (RE-INTEG AVF)	AVF	€150,000 (completed)
	T05-EUTF-HOA-SO-03-13	Enhancing integration of displacement-affected communities in Somalia – Baidoa (RE-INTEG CW 2)	CW	€997,987 (completed)
T05-EUTF-HOA-SO-03-15	Emergency operational response to COVID-19 in Somalia to support the prevention of large-scale community spread (COVID-19 Emergency Response WHO)	WHO	€5,000,000	
Promoting a culture of tolerance and dialogue in Somalia	T05-EUTF-HOA-SO-16-02	Strength through Tolerance EIP	European Institute of Peace	€4,740,000
<i>Building Resilience in Northern Somalia (RESTORE)</i>	T05-EUTF-HOA-SO-23-01	<i>RESTORE – Building Resilience in Northern Somalia (RESTORE NRC)</i>	NRC	€4,000,000 (completed)
<i>Somalia UN Multi-Partner Trust Fund - Support to the Justice, Corrections, Security Sector Governance and Local Governance Programmes</i>	T05-EUTF-HOA-SO-46-04	<i>UN Multi-Partner Trust Fund: Support to the Justice, Corrections, Security Local Governance Programmes (JCP UNODC UNMPTF)</i>	UNODC	€1,000,000 (completed)

Partnership Coordination Facility Project for Somalia	T05-EUTF-HOA-SO-46-08	Partnership Coordination Facility Project for Somalia (PCFP UNOPS – Security)	UNOPS	€2,000,000
	T05-EUTF-HOA-SO-23-03	Partnership Coordination Facility Project for Somalia (PCFP UNOPS – Resilience)	UNOPS	€500,000
	T05-EUTF-HOA-SO-59-05	Partnership Coordination Facility-Phase II (PCFP II UNOPS)	UNOPS	€4,500,000
UN Joint Rule of Law Programme for Somaliland	T05-EUTF-HOA-SO-46-06	JRoL Somaliland UNDP	UNDP	€4,000,000 (completed)
RESTORE 2 Building Resilience in Northern Somalia	T05-EUTF-HOA-SO-47-02	From surviving to thriving – Strengthening resilience of vulnerable households and communities in Northern Somalia – World Vision Germany (RESTORE 2 WV)	WV	€4,000,000 (completed)
	T05-EUTF-HOA-SO-47-01	RESTORE 2 Building Resilience – DFN (RESTORE 2 DFN)	DFN	€3,968,707 (completed)
Enhancing security and the rule of law in Somalia (Security and RoL)	T05-EUTF-HOA-SO-46-01	Enhancing security & rule of law (Security & RoL Sahan)	Sahan Foundation	€2,699,370 (completed)
	T05-EUTF-HOA-SO-46-02	Enhancing security and rule of law – UNOPS (Security & RoL UNOPS)	UNOPS	€23,000,000
	T05-EUTF-HOA-SO-46-03	UN Multi-Partner Trust Fund: Support to The Justice, Corrections, Security Local Governance Programmes (SroL UNMPTF (JJP))	UNDP	€7,000,000 (completed)
	T05-EUTF-HOA-SO-46-05	UN Multi-Partner Trust Fund: Support to The Justice, Corrections, Security Local Governance Programmes (SroL UNMPTF (SSGP))	UNDP	€4,300,000 (completed)
Inclusive Local Economic Development (ILED)	T05-EUTF-HOA-SO-57-01	Somalia Stability Fund II (SSF II)	DFID	€2,000,000 (completed)
	T05-EUTF-HOA-SO-57-02	Stabilisation and Peace Dividends (Stabilis. & peace div. NISF)	NISF	€12,000,000 (completed)
	T05-EUTF-HOA-SO-57-04	Private Sector Development Programme in Somalia (ILED PSD IFC)	IFC	€1,500,000
	T05-EUTF-HOA-SO-57-07	UN Multi-Partner Trust Fund: Support to The Justice, Corrections, Security Local Governance Programmes – JPLG III (SroL UNMPTF (JPLG III))	UNDP	€3,000,000 (completed)
	T05-EUTF-HOA-SO-57-08	Infrastructures for Socio-Economic Development (ISED) - Nordic International Support Foundation (ILED ISED NIS)	NIS	€11,000,000
	T05-EUTF-HOA-SO-57-09	Finance for Inclusive Growth in Somalia (ILED FIG AECF)	AECF	€4,500,000
	<b>T05-EUTF-HOA-SO-57-10</b>	<b>Resilient Fisheries and Livestock Value Chain for Inclusive and Sustainable Growth in Somalia (ILED RAAISE FAO)</b>	<b>FAO</b>	<b>€14,700,000 (retroactively added to the MLS in S1 2023)</b>
	T05-EUTF-HOA-SO-57-11	SAGAL - Social Transfers to Vulnerable Somali People (ILED SAGAL CW)	Concern Worldwide	€27,000,000
	T05-EUTF-HOA-SO-57-13	Contribution to the Nordic Fund in Somalia (ILED NORDIC FUND IFU)	IFU	€5,500,000
T05-EUTF-HOA-SO-57-14	Accelerated Socio-Economic Empowerment of the Youth (ILED Youth UNFPA)	UNFPA	€6,000,000	
Somalia State and Resilience Building Contract and support to debt relief	T05-EUTF-HOA-SO-59-01	Support to the Financial Governance Committee ASI	Adam Smith International	€381,565 (completed)
	T05-EUTF-HOA-SO-59-02	Financing Agreement State and Resilience Building Contract – Budget Support	Somalia	€92,900,000
	T05-EUTF-HOA-SO-59-03	TA Budget Support ASI	Adam Smith International	€7,075,000 (completed)
<b>Ethiopia</b>				
Resilience Building and Creation of Economic Opportunities in Ethiopia (RESET II)	T05-EUTF-HOA-ET-01-01	Integrated multi-sector approach to improve the resilience of vulnerable communities in Wag Himra Zone, Amhara region, Ethiopia (RESET II ACF)	ACF	€5,965,997 (completed)
	T05-EUTF-HOA-ET-01-02	Resilient Economy and Livelihoods – REAL (RESET II REAL IDE)	IDE UK	€4,799,664 (completed)
	T05-EUTF-HOA-ET-01-03	Building resilience and creation of economic opportunities in Liben cluster under RESET II (RESET II Cordaid)	Cordaid	€4,252,073 (completed)
	T05-EUTF-HOA-ET-01-04	Promoting Resilient Livelihoods in Borana (RESET II CARE)	CARE	€5,901,872 (completed)
	T05-EUTF-HOA-ET-01-05	Increasing Resilience and Economic Opportunities in Drought Prone Areas of Bale Zone (RESET II DCA)	DCA	€5,499,780 (completed)



	T05-EUTF-HOA-ET-01-06	Resilience Building for Sustainable Livelihoods & Transformation in South Omo cluster (RESET II Vita)	Vita	€3,980,472 (completed)
	T05-EUTF-HOA-ET-01-07	Improving Livelihoods and Building Resilience in Afar Regional State (RESET II Save the Children)	Save the Children	€6,552,312 (completed)
	T05-EUTF-HOA-ET-01-08	Resilience Building and Creation of Economic Opportunities in Ethiopia (RESET II Oxfam)	Oxfam	€5,371,656 (completed)
	T05-EUTF-HOA-ET-01-09	RESET II – Innovation in water development Borena Zone Oromia Regional State (RESET II Water)	CARE	€1,342,155 (completed)
	T05-EUTF-HOA-ET-01-11	Resilience building and creation of economic opportunities in Ethiopia (RESET II): Crisis Modifier Fund (RESET II Crisis Modifier Fund)	IRC	€2,036,434 (completed)
Stemming Irregular Migration in Northern & Central Ethiopia (SINCE)	T05-EUTF-HOA-ET-02-01	Stemming Irregular Migration in Northern & Central Ethiopia (SINCE)	Embassy of Italy in Addis Ababa	€19,213,425 (completed)
Regional Development and Protection Program (RDPP)	T05-EUTF-HOA-ET-15-01	Regional Development and Protection Programme in Ethiopia-Shire Area (RDPP ET IRC)	IRC	€7,939,115 (completed)
	T05-EUTF-HOA-ET-15-02	Regional Development and Protection Programme in Ethiopia-Dollo Ado Area (RDPP ET NRC)	NRC	€7,850,117 (completed)
	T05-EUTF-HOA-ET-15-03	Regional Development and Protection Programme in Ethiopia – Jigjiga Area (RDPP ET Save the Children)	Save the Children	€5,156,015 (completed)
	T05-EUTF-HOA-ET-15-04	Regional Development and Protection Programme in Ethiopia-Bahrale and Aysaita Areas (RDPP ET DCA)	DCA	€3,939,703 (completed)
	T05-EUTF-HOA-ET-15-05	Regional Development and Protection Programme in Ethiopia in Urban Areas of Addis Ababa and Shire (RDPP ET Plan)	Plan International	€3,437,562 (completed)
Building Resilience to Impacts of El Niño through Integrated Complementary Actions to the EU Resilience Building Programme in Ethiopia (RESET Plus)	T05-EUTF-HOA-ET-24-01	Improving access to safely managed water supply in the Resilience Building program for Ethiopia (RESET II) Woredas (RESET Plus UNICEF)	UNICEF	€4,854,149
	T05-EUTF-HoA-ET-24-02	Family planning for resilience building amongst youth and women in drought-prone and chronically food insecure regions of Ethiopia (RESET Plus Amref)	Amref	€4,000,000 (completed)
	T05-EUTF-HOA-ET-24-03	Youth empowerment for successful transitions to decent work in Amhara and Somali regions of Ethiopia (RESET Plus Save the Children)	Save the Children	€5,000,000 (completed)
	T05-EUTF-HOA-ET-24-04	RESET Plus Innovation Fund	ICCO (Cordaid)	€8,000,000
	<b>T05-EUTF-HOA-ET-24-04</b>	<b>Family planning for resilience building amongst youth and women in drought-prone and chronically food insecure regions of Ethiopia (RESET Plus Amref II)</b>	<b>Amref</b>	<b>€5,000,000 (new in S1 2023)</b>
Stimulating economic opportunities and job creation for refugees and host communities in Ethiopia in support of the Comprehensive Refugee Response Framework (CRRF) in Ethiopia	T05-EUTF-HOA-ET-40-01	Capacity building and technical assistance to CRRF structure and Ethiopian government institutions (CRRF ET UNHCR)	UNHCR	€4,200,000 (completed)
	T05-EUTF-HOA-ET-40-02	Strengthened Socio-Economic Development and Better Employment Opportunities for Refugees and Host Communities in the Jigjiga Area (CRRF ET Job Creation)	Mercy Corps	€10,000,000
LISEC	T05-EUTF-HOA-ET-42-01	Leather Initiative for Sustainable Employment in Ethiopia (LISEC UNIDO)	UNIDO	€7,750,000
	T05-EUTF-HOA-ET-42-03	Strengthening social cohesion by supporting local economies and social development initiatives especially for women and youth and enhancing industrial and labour relations in the Modjo Leather City (LISEC Job Creation)	PIN	€5,750,000
Sustainable Reintegration Support to Ethiopian Returnees from Europe	T05-EUTF-HOA-ET-52-01	Sustainable Reintegration support to Ethiopian returnees from Europe and support to vulnerable displaced populations affected by COVID-19 (Sustainable Reinteg. RRS)	RRS	€15,000,000
Shire Alliance	T05-EUTF-HOA-ET-51-01	Shire Alliance: Energy access for host communities and refugees in Ethiopia (Alianza Shire)	AECID	€3,050,000
Ethiopia Job Compact	T05-EUTF-HOA-ET-60-01	Financing agreement Ethiopia Job Compact sector reform and performance contract – budget support (Ethiopia Job Compact)	-	€30,000,000 (completed)
Strengthening decentralized DRR in Ethiopia	T05-EUTF-HOA-ET-72-01	Strengthening decentralized disaster risk reduction management in Ethiopia – Stimulating economic development and job opportunities in Oromia and Southern Nations, Nationalities and People (SNNP) Regions of Ethiopia (EnJOY)	Caritas	€8,700,000
	T05-EUTF-HOA-ET-72-03	Strengthening decentralized disaster risk reduction management in Oromia Regional State (DRR Oromia)	ODRMC	€6,755,000

	T05-EUTF-HOA-ET-72-04	Strengthening decentralized disaster risk reduction management in Amhara Regional State (DRR Amhara)	DPFSPCO	€4,825,000
	T05-EUTF-HOA-ET-72-05	Strengthening decentralized disaster risk reduction management in Ethiopia – Support to EDRMC (DRR EDRMC)	EDRMC	€9,520,000
	T05-EUTF-HOA-ET-72-07	Strengthening decentralized disaster risk reduction management in Sidama Regional State (DRR Sidama)	EDRMC	€860,000
Stability & Development Tigray Trócaire	T05-EUTF-HOA-ET-76-01	Stability and socio-economic development for vulnerable and marginalised communities in the Tigray region of Ethiopia (Stability & Development Tigray Trócaire)	Trócaire	€5,890,000
Stability & Services Gambella	T05-EUTF-HOA-ET-77-01	Promoting stability and strengthening basic service delivery for host communities, refugees and other displaced population in Gambella Regional State of Ethiopia (Stability & Services Gambella IRC)	IRC	€7,840,000
	T05-EUTF-HOA-ET-77-02	Promoting stability and strengthening basic service delivery for host communities, refugees and other displaced population in Gambella Regional State of Ethiopia (Stability & Services Gambella IRC II)	IRC	€5,000,000
<b>South Sudan</b>				
Health Pooled Fund 2 – South Sudan	T05-EUTF-HOA-SS-04-01	Health Pooled Fund 2 – South Sudan (HPF II UK Aid)	UK Aid	€20,000,000 (completed)
Health Pooled Fund III – South Sudan	T05-EUTF-HOA-SS-74-01	Health Pooled Fund III – South Sudan (HPF III)	UK Aid	20,625,000 (completed)
	T05-EUTF-HOA-SS-74-02	South Sudan Covid-19 Preparedness and Response (COVID Response WHO)	WHO	€ 1,000,000 (completed)
	T05-EUTF-HOA-SS-74-03	South Sudan Covid-19 – Supply and Management of Personal Protective Equipment (WFP-COVID Supplies WFP)	WFP	€2,000,000 (completed)
Support to stabilisation through improved resource, economic and financial management in South Sudan	T05-EUTF-HOA-SS-05-01	Technical Assistance for Sub-National Capacity Building in Payroll and PFM: Extension and Bridging Phase (Eco. Stabil. Ecorys)	Ecorys	€715,429 (completed)
IMPACT South Sudan	T05-EUTF-HOA-SS-06-01	IMPACT South Sudan (IMPACT)	Mott MacDonald	€31,541,634 (completed)
Strengthening the livelihoods resilience of pastoral and agro-pastoral communities in South Sudan's cross border areas with Sudan, Ethiopia, Kenya and Uganda	T05-EUTF-HOA-SS-21-01	Strengthening the livelihoods resilience of pastoral and agro-pastoral communities in South Sudan's cross border areas with Sudan, Ethiopia, Kenya and Uganda (Cross-Border El Niño SS FAO)	FAO	€27,580,000 (completed)
Education in Emergency Programme in Four Former States in South Sudan (Education in Emergency)	T05-EUTF-HOA-SS-48-01	Education in Emergency Programme in Four Former States in South Sudan (Northern Bahr El Ghazal (Nbeg), Western Bahr El Ghazal (Wbeg), Warrap and Eastern Equatoria). (Education in Emergency UNICEF)	UNICEF	€13,875,000 (completed)
	T05-EUTF-HOA-SS-48-02	Education in Emergency Programme in Four Former States in South Sudan (Northern Bahr El Ghazal (Nbeg), Western Bahr El Ghazal (Wbeg), Warrap and Eastern Equatoria) (Education in Emergency WFP)	WFP	€8,313,981 (completed)
South Sudan Rural Development: Strengthening Smallholders' Resilience (SORUDEV)	T05-EUTF-HOA-SS-49-01	South-Sudan Rural Development Strengthening Smallholders Resilience in Northern Bahr-El-Ghazal (SORUDEV FAO)	FAO	€2,000,000 (completed)
	T05-EUTF-HOA-SS-49-02	Food Security and Resilience in Transitioning Environments (SORUDEV WV)	WV	€6,375,000 (completed)
	T05-EUTF-HOA-SS-49-03	Strengthening Smallholders' Resilience in Greater Upper Nile (SORUDEV IRC)	IRC	€6,375,000
Technical Cooperation Facility for South Sudan 2018 – 2020	T05-EUTF-HOA-SS-50-02	Technical Cooperation Facility (TCF), Integrate Tomasz Iwanow (TCF SS EAC)	Tomasz Iwanow (consultant)	€299,436 (completed)
	T05-EUTF-HOA-SS-50-06	Technical Assistance to South Sudan's Ministry of East African Community Affairs (TCF EAC Ministry)	Tomasz Iwanow (consultant)	€199,698 (completed)
	T05-EUTF-HOA-SS-50-14	Technical Assistance to South Sudan's Ministry of East African Community Affairs (TCF EAC Ministry II)	Tomasz Iwanow (consultant)	€96,351 (completed)
Building Sustainable Peace and Reconciliation in South Sudan (Conflict Resolution SS)	T05-EUTF-HOA-SS-61-01	Conflict Resolution SS RJMEC	RJMEC	€2,000,000 (completed)
	T05-EUTF-HOA-SS-61-03	Grassroots Peacebuilding NCA	NCA	€1,900,000
	T05-EUTF-HOA-SS-61-04	Conflict Resolution SS Swisspeace	Swisspeace	€301,750 (completed)
Outreach - Support to education in hard-to-reach areas in South Sudan (Outreach SS)	T05-EUTF-HOA-SS-75-03	Outreach - Support to education in hard-to-reach areas in South Sudan (Outreach SS UNICEF)	UNICEF	€14,700,000















South Sudan Rural Development: feeder roads to strengthen the livelihoods and resilience of rural communities (Feeder Roads)	T05-EUTF-HOA-SS-84-02	Feeder roads construction to strengthen the livelihoods and resilience of rural communities: to improve the connectivity for vulnerable communities (Feeder Roads SS UNOPS)	UNOPS	€13,000,000
	T05-EUTF-HOA-SS-84-03	Feeder roads construction to strengthen the livelihoods and resilience of rural communities: to improve food security of the target vulnerable populations (Feeder Roads SS WFP)	WFP	€22,100,000
South Sudan Women Empowerment	T05-EUTF-HOA-SS-85-01	SS Women Empowerment ZOA	ZOA	€900,000
	T05-EUTF-HOA-SS-85-02	SS Women Empowerment LAW ('Reducing inequality and gender-based violence in South Sudan')	LAW	€972,000
	T05-EUTF-HOA-SS-85-03	SS Women Empowerment Dorcas	DORCAS	€999,982
	T05-EUTF-HOA-SS-85-04	SS Women Empowerment DCA	DCA	€1,000,000 (completed)
	T05-EUTF-HOA-SS-85-05	South Sudan Women Empowerment (SS Women Empowerment Cordaid)	Cordaid	€900,000
Jobs Creation and Trade Development for South Sudan	T05-EUTF-HOA-SS-93-01	Jobs Creation and Trade Development for South Sudan (SS Job Creation ITC)	ITC	€4,825,000
<b>Uganda</b>				
Regional Development and Protection Programme (RDPP): Support Programme to the Refugee Settlements and Host Communities in Northern Uganda (SPRS-NU)	T05-EUTF-HOA-UG-07-01	Support Programme to the Refugee Settlements and Host Communities in Northern Uganda (SPRS-NU Enabel)	Enabel	€7,900,000
	T05-EUTF-HOA-UG-07-02	Support Programme to the Refugee Settlements and Host Communities in Northern Uganda (SPRS-NU DRC)	DRC	€9,683,436 (completed)
	T05-EUTF-HOA-UG-07-03	Support Programme to the Refugee Settlements and Host Communities in Northern Uganda (SPRS-NU ADA)	ADA	€4,697,021 (completed)
Strengthening Social Cohesion and Stability in Slum Populations (SSCoS)	T05-EUTF-HOA-UG-08-01	Strengthening Social Cohesion and Stability in Slum Populations (SSCoS IOM)	IOM	€4,128,632 (completed)
Response to increased demand on Government Service (RISE)	T05-EUTF-HOA-UG-39-01	Response to increased demand on government service and creation of economic opportunities in Uganda (RISE GIZ)	GIZ	€10,000,000 (completed)
	T05-EUTF-HOA-UG-39-02	Response to Increased Demand on Government Service and creation of economic opportunities - Emergency Preparedness (RISE CARE)	CARE	€935,074 (completed)
	T05-EUTF-HOA-UG-39-03	Response to increased demand on Government service and creation of economic opportunities in Uganda (RISE ACF)	ACF	€9,000,000
Security, Protection and Economic Empowerment (SUPREME) In Uganda	T05-EUTF-HOA-UG-68-01	Strengthening, Protection and Economic Empowerment (SUPREME) in Uganda – Livelihood Component (SUPREME Livelihoods WV)	WV	€9,581,489
	T05-EUTF-HOA-UG-68-02	Increased access to justice, improved security and protection of refugees and host communities in northern Uganda (SUPREME JLOS MoJCA)	MoJCA	€4,707,262
	T05-EUTF-HOA-UG-68-03	Strengthening Safety, Protection and Peaceful Co-existence for Women and Youth in Northern Uganda (SPACE) (SUPREME SPACE IRR)	IRRI	€750,000
	T05-EUTF-HOA-UG-68-04	Supporting a Peaceful and Safe Environment in Northern Uganda (SPESE) (SUPREME Justice LWF)	LWF	€648,000 (completed)
	T05-EUTF-HOA-UG-68-05	Promoting sustainable access to justice for socially deprived women and children in Northern Uganda (SUPREME Justice PRI)	PRI	€519,749 (completed)
	T05-EUTF-HOA-UG-68-06	Strengthening Integrated Systems to Accelerate Access to Gender, Child and Youth Justice (SUPREME JLOS IRC)	IRC	€750,000 (completed)
	T05-EUTF-HOA-UG-68-07	Advancing Peaceful Co-existence & Respect for Human Rights among Refugees & Host Communities in Northern Uganda (SUPREME JLOS KRC)	KRC	€643,500
Response to Increased Environmental Degradation and Promotion of Alternative Energy Sources in Refugee Hosting Districts (RED)	T05-EUTF-HOA-UG-83-01	Response to Increased Environmental Degradation and Promotion of Alternative Energy Sources in Refugee Hosting Districts (RED Save the Children)	Save the Children	€5,100,000
	T05-EUTF-HOA-UG-83-02	Restoring and conserving degraded fragile ecosystems for improved Community Livelihoods among the Refugee and Host Communities of West Nile Region and the mid-Albertine Rift (RED UBF)	UBF	€4,600,000
<b>Kenya</b>				
Regional Development and Protection Programme in Kenya: Support to the Kalobeyei Development Programme (RDPP Kenya)	T05-EUTF-HOA-KE-17-01	Regional Development and Protection Programme in Kenya: Support to the Kalobeyei Development Programme (RDPP KE UNHCR)	UNHCR	€14,567,689 (completed)

Conflict prevention, peace and economic opportunities for the youth (Youth Kenya)	T05-EUTF-HOA-KE-18-01	Strengthening Resilience to Violent Extremism II (Youth KE RUSI)	RUSI	€3,916,701 (completed)
	T05-EUTF-HOA-KE-18-02	Conflict Prevention, peace, and economic opportunities for the youth (Youth KE GIZ)	GIZ	€2,853,805 (completed)
	T05-EUTF-HOA-KE-18-03	Conflict Prevention, peace, and economic opportunities for the youth (Youth KE KRCS)	KRCS	€5,920,000 (completed)
	T05-EUTF-HOA-KE-18-04	Conflict prevention, peace and economic opportunities for the youth (Youth KE SAIDC)	SAIDC	€1,900,000 (completed)
Kenya-EU partnership for the implementation of the national strategy to counter violent extremism in Kenya (NCTC-EU partnership)	T05-EUTF-HOA-KE-34-01	Kenya-EU partnership for the implementation of the national strategy to counter violent extremism in Kenya (Kenya-EU partnership NCTC)	NCTC	€5,300,000 (completed)
CRRF: Enhancing self-reliance for refugees and host communities in Kenya	T05-EUTF-HOA-KE-69-01	Area-based Livelihoods Initiative Garissa: enhancing self-reliance for refugees and host communities in Garissa County (CRRF KE ABLI-G)	DRC	€5,000,000
	T05-EUTF-HOA-KE-69-02	CRRF KE Enhancing self-reliance for refugees and host communities (CRRF KE Self-Reliance)	FAO, UNHCR, UN-Habitat, WFP	€27,770,000
Piloting private sector solutions for refugees and host communities in North-West Kenya (Kakuma Kalobeyei Challenge Fund)	T05-EUTF-HOA-KE-58	Kakuma Kalobeyei Challenge Fund (KKCF IFC)	IFC	€4,850,000
<b>Djibouti</b>				
Enhancing Youth's professional skills (Transform)	T05-EUTF-HoA-DJ-29-01	Projet TRANSFORM - Professionnaliser les jeunes et les professionnels de la filière transport-logistique-portuaire (Transform AFD)	AFD	€10,000,000
Solutions pérennes pour les populations hôtes, les réfugiés et les migrants les plus vulnérables à Djibouti	T05-EUTF-HoA-DJ-41-02	Solutions pérennes pour les populations hôtes, les réfugiés et les migrants les plus vulnérables au Djibouti (Solutions pérennes IOM)	IOM	€13,500,000
	T05-EUTF-HoA-DJ-41-01	Solutions pérennes pour les populations hôtes, les réfugiés et les migrants les plus vulnérables au Djibouti (Solutions pérennes WFP)	WFP	€9,070,000
Appui aux réfugiés et communautés d'accueil à Djibouti (CRRF DJ UNHCR)	T05-EUTF-HoA-DJ-70-01	Autonomisation et épanouissement des réfugiés via l'éducation, l'accès aux services de protection sociale et les opportunités économiques (CRRF DJ UNHCR)	UNHCR	€5,500,000 (completed)
<b>Eritrea</b>				
Road Rehabilitation (Phase I)	T05-EUTF-HOA-ER-66-01	Procurement Services for Rehabilitation of Main Arterial Roads between the Ethiopian Border and Massawa Port	UNOPS	€19,160,000 (completed)

## 1.2. NEW PROJECTS IN THE S1 2023 REPORT






This section of the annexes highlights projects that began reporting data to the MLS for the first time in S1 2023.

Figure 1: Legend

 EUTF implementation zone	 People reached by campaigns on resilience-building practices (EUTF 2.7)	 People benefitting from legal migration and mobility programmes (EUTF 3.10)
 Jobs created (EUTF 1.1)	 Staff trained to strengthen service delivery (EUTF 2.8)	 Planning and analysis systems set up (EUTF 5.2)
 People supported to develop IGAs (EUTF 1.3)	 Migrants benefitting from post-arrival assistance (EUTF 3.5)	 Field studies and research conducted (EUTF 5.3)
 Basic social services delivered (EUTF 2.2)	 Migrants benefitting from reintegration assistance (EUTF 3.5 bis)	 COVID-19 pandemic-related supplies provided (EUTF 6.1)
 People receiving nutrition assistance (EUTF 2.3)		
 People receiving food security assistance (EUTF 2.4)		

### 1.2.5 SOMALIA

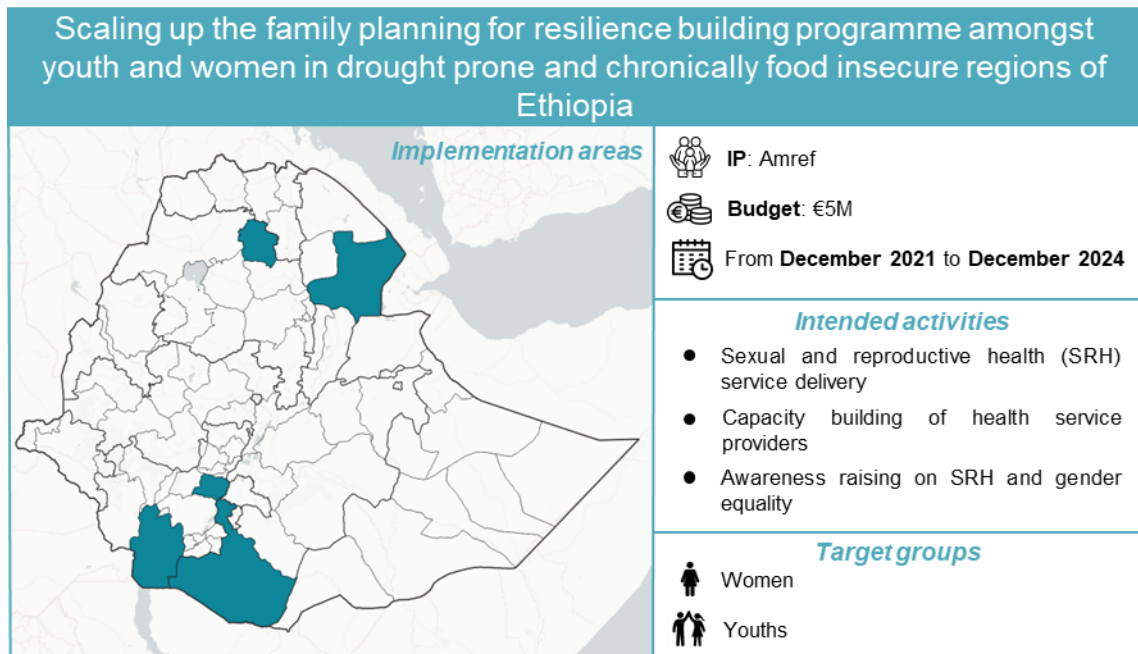
Figure 2: ILED RAAISE FAO<sup>1</sup>

Resilient fisheries and livestock value chain in Somalia (retroactively added to the MLS in S1 2023)	
 <b>IP:</b> FAO  <b>Budget:</b> €15M  <b>From August 2020 to December 2023</b>	<p><b>Selected outputs</b></p> <div style="display: flex; justify-content: space-around;"> <div style="text-align: center;">  <p>5,121 people assisted to develop income generating activities (EUTF 1.3)</p> </div> <div style="text-align: center;">  <p>377 staff from local authorities and basic service providers benefitting from capacity building to strengthen service delivery (EUTF 2.8)</p> </div> </div>

<sup>1</sup> It should be noted that ILED RAAISE FAO is not a new contract but had not previously reported data to the MLS due to reporting delays and communication challenges between the MLS team and the IP. The project has been retroactively added to the MLS now that these challenges have been addressed.

## 1.2.1. ETHIOPIA

Figure 3: RESET Plus Amref II



## 1.3. COMPLETED PROGRAMMES IN THE S1 2023 REPORT

### 1.3.1 REGIONAL

Figure 4: Erasmus+

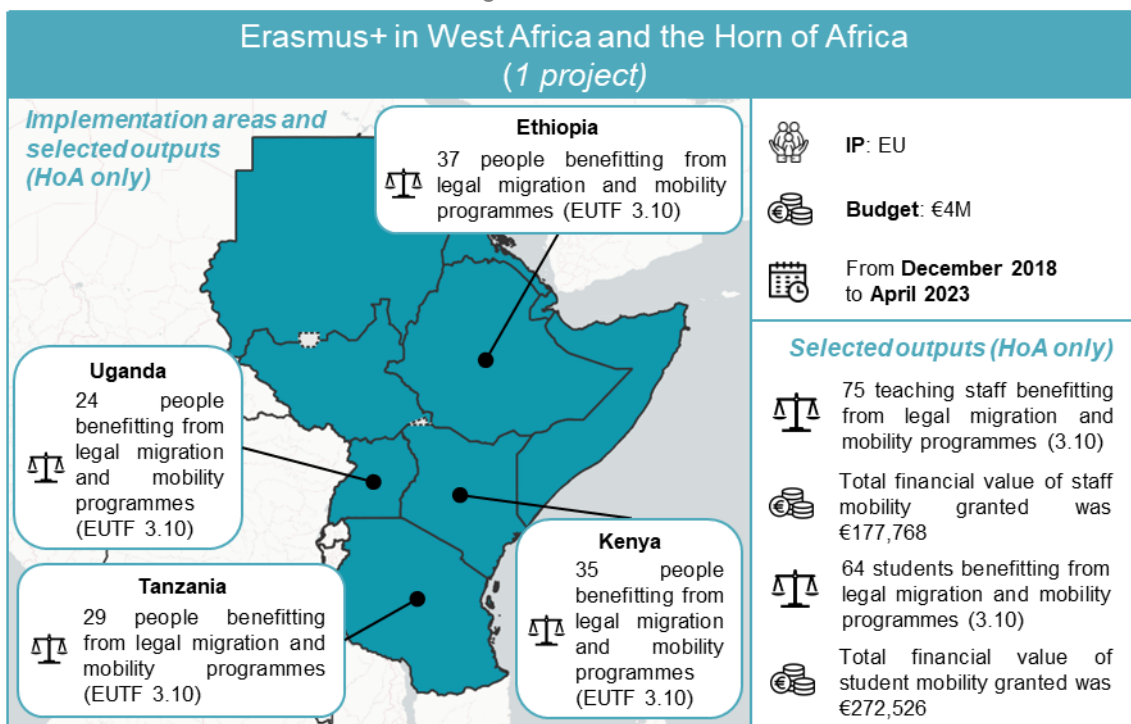


Figure 5: Access to Markets WFP

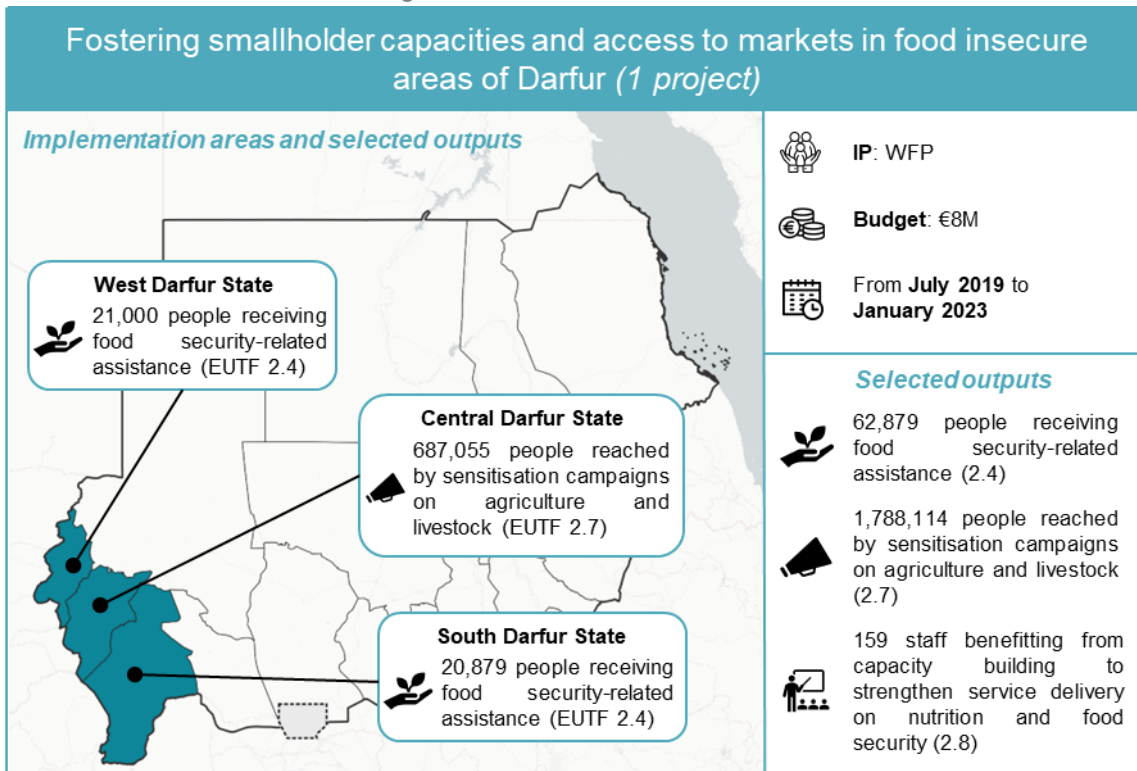
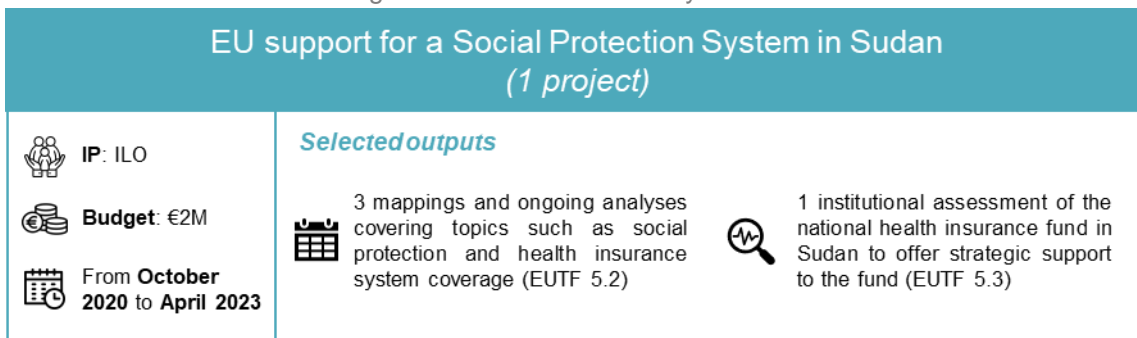
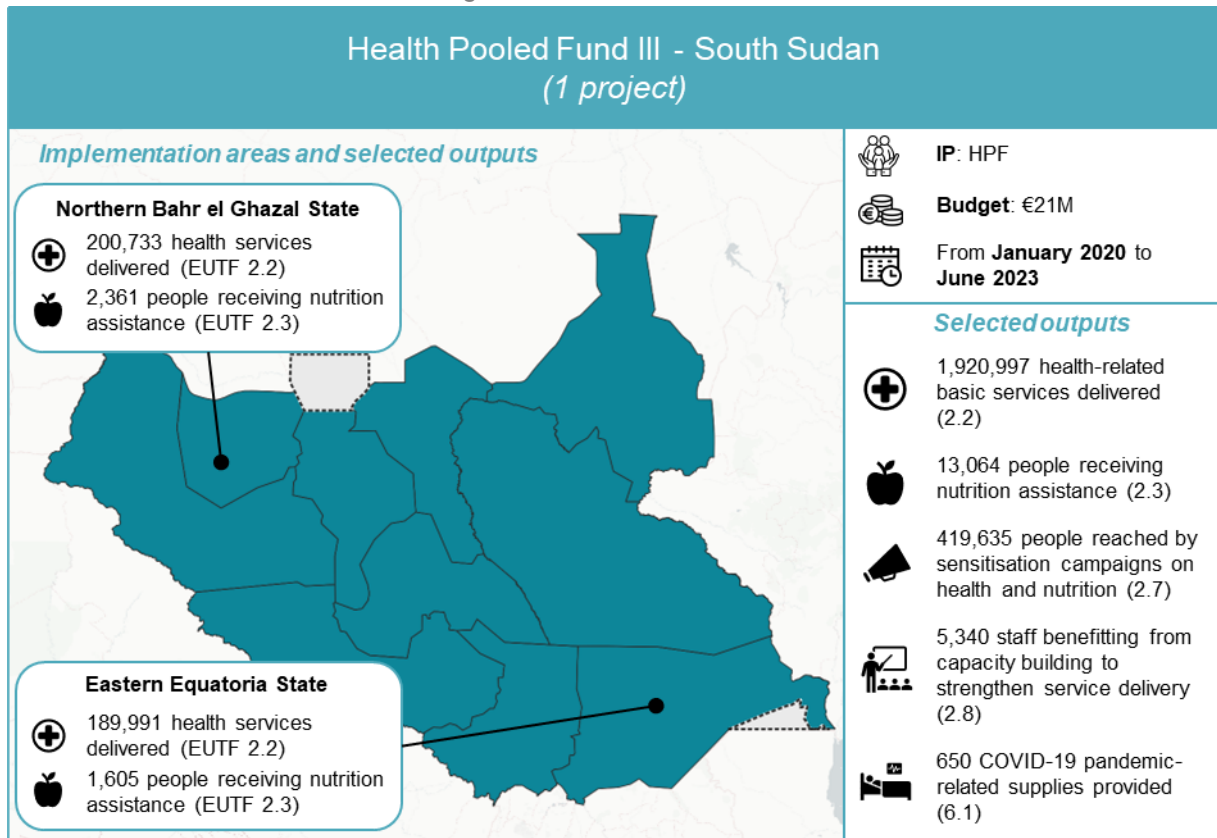


Figure 6: Social Protection System ILO



### 1.3.3 SOUTH SUDAN

Figure 7: Health Pooled Fund





## 1.4. LIST OF INDICATORS

EUTF Indicator	
1.1	Number of direct jobs created or supported
1.2	Number of MSMEs created or supported
1.3	Number of people assisted to develop income-generating activities (IGAs)
1.4	Number of people benefitting from professional training (TVET) and/or skills development
1.5	Number of industrial parks and/or business infrastructure constructed, expanded or improved
2.1	Number of local development plans directly supported
2.1 bis	Number of social infrastructures built and/or rehabilitated
2.2	Number of basic social services delivered
2.3	Number of people receiving nutrition assistance
2.4	Number of people receiving food security-related assistance
2.5	Number of local governments and/or communities that adopt and implement local disaster risk reduction strategies
2.6	Hectares of agricultural and pastoral ecosystems where sustainable management practices have been introduced with EU support
2.7	Number of people reached by sensitisation campaigns on resilience-building practices and basic rights
2.8	Number of staff from local authorities and basic service providers benefitting from capacity building to strengthen service delivery
2.9	Number of people having improved access to basic social benefits (services and transfers)
3.1	Number of projects and initiatives supported by diaspora members
3.2	Number of migrants in transit, refugees/asylum seekers and IDPs protected and/or assisted
3.3	Number of (potential) migrants reached by information campaigns on migration
3.4	Number of voluntary returns supported
3.5	Number of returning migrants benefitting from post-arrival assistance
3.5 bis	Number of returning migrants benefitting from reintegration assistance
3.6	Number of institutions and non-state actors strengthened through capacity building or operational support on protection and migration management
3.7	Number of individuals trained on migration management and protection
3.8	Number of people of concern benefitting from evacuation and resettlement assistance or other durable solutions for evacuees
3.10	Number of people benefitting from legal migration and mobility programmes
3.11	Number of awareness raising events on migration
4.1	Number of infrastructures supported to strengthen governance
4.1 bis	Number of items of equipment provided to strengthen governance
4.2	Number of staff from governmental institutions, internal security forces and relevant non-state actors trained on governance, conflict prevention and human rights
4.3	Number of people participating in conflict prevention and human rights activities
4.6	Number of strategies, laws, policies and plans developed and / or directly supported
5.1	Number of multi-stakeholder groups and learning mechanisms formed and regularly gathering
5.2	Number of planning, monitoring, learning, data collection and analysis systems set up, implemented and / or strengthened
5.3	Number of field studies, surveys and other research conducted
5.4	Number of regional cooperation initiatives created, launched or supported
6.1	Number of COVID-19 pandemic-related supplies provided
6.2	Number of people directly benefitting from COVID-19 emergency response activities
6.3	Number of entities benefitting from COVID-19 emergency response activities

## 1.5. CHANGES AND CORRECTIONS

The tables below explain the differences in values reported in this report (S1 2023 report) and the previous EUTF MLS report (2022 annual report). These changes and corrections are due to (i) indicator mapping revisions (when a project activity output and the associated data has been ‘remapped’ from one EUTF indicator to another), (ii) multiplier revisions (that is, adjustments to the formula used by the MLS to account for double counting of outputs), (iii) data corrections provided by the IP, (iv) data corrections made by the MLS team (for example, when unusual patterns are observed in a project’s historical data and the IP is unable to provide an explanation in time for the report, the data points are temporarily removed from the database), (v) a project providing historical data that was not previously reported to the MLS, (vi) newly included projects in the MLS providing historical data retroactively and (vii) projects that have been retroactively included the MLS following improved communication or data collection procedures. Particularly significant changes or corrections are further explained below or in the footnotes.

It is worth noting that the following projects reviewed all data previously reported to the MLS and made multiple corrections as a result of this process.

- CRRF DIRECT IRC (regional) and SSRD WV (South Sudan) made retroactive corrections to their historical output data after undertaking a standard final review of their historical reporting, as requested by the MLS for all ending projects.
- RED UBF (Uganda) made various retroactive corrections to their cumulative output data following a request to review their historical data.

Furthermore, ILED RAAISE FAO was retroactively included in the MLS, thanks to improved communication and data collection procedures implemented by the MLS during the S2 2022 reporting period. However, the project was only able to confirm their reporting template during S1 2023 data collection, and therefore reported data, including historical data, for the first time in S1 2023.

Finally, the following projects (all in Ethiopia) retroactively reported data for 2022 in S1 2023 as they were unable to submit their data on time in S2 2022, resulting in large differences between their outputs reported in the 2022 annual report and those found in the S1 2023 report.

- DRR Amhara
- DRR EDRMC
- DRR Oromia
- DRR Sidama
- RESET Plus Amref II

## STRATEGIC OBJECTIVE 1

### EUTF indicator 1.1

Project	Period	S1 2023 report	2022 annual report	Diff.	Explanation
<b>SINCE</b>	2020-Q3	1,648	1,630	18	Data correction in MLS
<b>ILED ISED NIS</b>	2022-Q4	39	0	39	Q4 data added retroactively
<b>EnJOY<sup>1</sup></b>	2021-Q3	202	253	-52	Data correction in MLS
	2021-Q4	156	158	-2	Data correction in MLS
	2022-Q1	53	0	53	Data correction in MLS
	2022-Q2	402	607	-205	Data correction in MLS
	2022-Q3	317	170	147	Data correction in MLS

<sup>1</sup> All corrections made to EnJOY data were done in the interest of reflecting the project’s reporting periods (which do not align with the calendar year), and do not affect the overall numbers reported.

	2022-Q4	335	278	57	Data correction in MLS
KKCF IFC	2022-Q3	18	21	-4	Correction from IP
	2022-Q4	18	21	-4	Correction from IP

## EUTF indicator 1.2

Project	Period	S1 2023 report	2022 annual report	Diff.	Explanation
ILED Youth UNFPA <sup>1</sup>	2020-Q4	10	452	-442	Correction from IP
	2021-Q1	30	240	-210	Correction from IP
	2021-Q2	18	120	-102	Correction from IP
	2021-Q4	10	0	10	Correction from IP
	2022-Q1	0	390	-390	Correction from IP
	2022-Q2	0	1,088	-1,088	Correction from IP
	2022-Q3	73	75	-2	Correction from IP
	2022-Q4	113	0	113	Correction from IP
ILED NORDIC FUND IFU	2022-Q1	4	3	1	Data correction in MLS
	2022-Q2	4	3	1	Data correction in MLS
	2022-Q3	4	3	1	Data correction in MLS
	2022-Q4	4	3	1	Data correction in MLS
EnJOY <sup>2</sup>	2021-Q3	54	81	-27	Data correction in MLS
	2021-Q4	47	30	17	Data correction in MLS
	2022-Q1	10	0	10	Data correction in MLS
	2022-Q2	79	119	-40	Data correction in MLS
	2022-Q3	113	110	3	Data correction in MLS
	2022-Q4	141	104	37	Data correction in MLS
KKCF IFC	2022-Q3	5	6	-1	Correction from IP
	2022-Q4	5	6	-1	Correction from IP
ILED RAAISE FAO	2022-Q2	26	0	26	Project included retroactively in MLS
	2022-Q3	8	0	8	Project included retroactively in MLS
	2022-Q4	6	0	6	Project included retroactively in MLS

## EUTF indicator 1.3

Project	Period	S1 2023 report	2022 annual report	Diff.	Explanation
SSRD WV	2022-Q3	3,719	3,355	363	Correction from IP
	2022-Q4	1,746	1,199	548	Correction from IP
DRR Sidama	2022-Q1	1,233	0	1,233	Q1 2022 data reported retroactively
	2022-Q2	1,247	0	1,247	Q2 2022 data reported retroactively
	2022-Q3	1,260	0	1,260	Q3 2022 data reported retroactively
	2022-Q4	1,260	0	1,260	Q4 2022 data reported retroactively
CRRF Urban Development Koboko	2021-Q2	45	59	-14	Correction from IP
	2021-Q3	45	60	-14	Correction from IP
	2021-Q4	45	60	-14	Correction from IP
	2022-Q4	135	150	-15	Correction from IP
RESET Plus Innovation Fund	2021-Q4	1,628	1,653	-25	Correction from IP
	2022-Q2	2,290	2,350	-60	Correction from IP
DRR EDRMC	2022-Q1	510	0	510	Q1 2022 data reported retroactively
	2022-Q2	516	386	130	Q2 2022 data reported retroactively
	2022-Q3	522	0	522	Q3 2022 data reported retroactively
	2022-Q4	522	0	522	Q4 2022 data reported retroactively
ILED Youth UNFPA	2020-Q4	99	405	-306	Correction from IP
	2021-Q1	739	559	180	Correction from IP
	2021-Q2	480	360	120	Correction from IP
	2021-Q4	40	0	40	Correction from IP
	2022-Q3	1,171	1,080	91	Correction from IP
	2022-Q4	188	318	-130	Correction from IP
RED UBF	2021-Q4	38	0	38	Correction from IP
	2022-Q1	0	69	-69	Correction from IP
	2022-Q2	28	0	28	Correction from IP
EnJOY <sup>3</sup>	2022-Q2	65	98	-33	Data correction in MLS
	2022-Q3	94	92	2	Data correction in MLS

<sup>1</sup> After the publication of the 2022 annual report, it was discovered that some outputs had been unintentionally double counted by the IP, which was corrected for the S1 2023 report.

<sup>2</sup> See footnote 1 on page 18.

<sup>3</sup> Ibid.

	2022-Q4	348	317	31	Data correction in MLS
<b>ILED RAAISE FAO</b>	2022-Q2	600	0	600	Project included retroactively in MLS
	2022-Q3	588	0	588	Project included retroactively in MLS
	2022-Q4	1,135	0	1,135	Project included retroactively in MLS
<b>DRR Amhara</b>	2022-Q1	4,541	0	4,541	Q1 2022 data reported retroactively
	2022-Q2	4,591	0	4,591	Q2 2022 data reported retroactively
	2022-Q3	4,642	0	4,642	Q3 2022 data reported retroactively
	2022-Q4	4,642	0	4,642	Q4 2022 data reported retroactively

## EUTF indicator 1.4

Project	Period	S1 2023 report	2022 annual report	Diff.	Explanation
<b>SINCE<sup>1</sup></b>	2019-Q1	1,495	775	720	Data correction in MLS
	2019-Q3	2,485	1,823	662	Data correction in MLS
	2019-Q4	1,089	1,023	66	Data correction in MLS
<b>SSRD WV</b>	2020-Q3	41	46	-6	Correction from IP
	2020-Q4	41	46	-6	Correction from IP
	2021-Q1	40	45	-6	Correction from IP
	2021-Q2	40	46	-6	Correction from IP
	2021-Q3	14	16	-2	Correction from IP
<b>EnJOY<sup>2</sup></b>	2021-Q3	36	55	-19	Data correction in MLS
	2021-Q4	19	0	19	Data correction in MLS
	2022-Q2	171	258	-87	Data correction in MLS
	2022-Q3	188	152	36	Data correction in MLS
	2022-Q4	259	208	51	Data correction in MLS
<b>ILED RAAISE FAO</b>	2022-Q4	102	0	102	Project included retroactively in MLS

## EUTF indicator 1.5

Project	Period	S1 2023 report	2022 annual report	Diff.	Explanation
<b>CRRF Urban Development Koboko</b>	2021-Q4	1	3	-2	Correction from IP
	2022-Q1	1	2	-1	Correction from IP
	2022-Q4	1	2	-1	Correction from IP
<b>ILED ISED NIS</b>	2022-Q4	1	0	1	Q4 data added retroactively
<b>EnJOY<sup>3</sup></b>	2021-Q4	3	5	-2	Data correction in MLS
	2022-Q3	2	1	1	Data correction in MLS

## STRATEGIC OBJECTIVE 2

### EUTF indicator 2.1

Project	Period	S1 2023 report	2022 annual report	Diff.	Explanation
<b>RESET Plus Amref II</b>	2022-Q3	4	0	4	Q3 2022 data reported retroactively
	2022-Q4	1	0	1	Q3 2022 data reported retroactively

### EUTF indicator 2.1 bis

Project	Period	S1 2023 report	2022 annual report	Diff.	Explanation
<b>CRRF KE Self-Reliance</b>	2022-Q3	7	4	3	Correction from IP
<b>CRRF Urban Development Koboko</b>	2021-Q4	59	60	-1	Correction from IP
	2022-Q3	1	2	-1	Correction from IP
<b>DRR EDRMC</b>	2022-Q1	5	0	5	Q1 2022 data reported retroactively
	2022-Q2	5	10	-5	Q2 2022 data reported retroactively

<sup>1</sup> Errors in the historical SINCE data (due to challenges in reconciling discrepancies in newly disaggregated data following the 2020 methodological changes) were discovered during a data review and corrected for this report.

<sup>2</sup> See footnote 1 on page 18.

<sup>3</sup> Ibid.

	2022-Q3	5	0	5	Q3 2022 data reported retroactively
	2022-Q4	5	0	5	Q4 2022 data reported retroactively
<b>DRR Oromia</b>	2022-Q1	15	0	15	Q1 2022 data reported retroactively
	2022-Q2	15	0	15	Q2 2022 data reported retroactively
	2022-Q3	15	0	15	Q3 2022 data reported retroactively
	2022-Q4	15	0	15	Q4 2022 data reported retroactively
<b>DRR Amhara</b>	2022-Q1	5	0	5	Q1 2022 data reported retroactively
	2022-Q2	5	0	5	Q2 2022 data reported retroactively
	2022-Q3	5	0	5	Q3 2022 data reported retroactively
	2022-Q4	5	0	5	Q4 2022 data reported retroactively
<b>Solutions pérennes IOM</b>	2019-Q4	0	6	-6	Correction from IP

## EUTF indicator 2.2

Project	Period	S1 2023 report	2022 annual report	Diff.	Explanation
<b>SUPREME JLOS IRC</b>	2022-Q1	297	290	7	Mapping revision in MLS
	2022-Q2	245	238	7	Mapping revision in MLS
	2022-Q3	275	267	8	Mapping revision in MLS
	2022-Q4	121	113	8	Mapping revision in MLS
<b>HealthPro GOAL<sup>1</sup></b>	2021-Q3	8,992	7,143	1,849	Data correction in MLS
	2021-Q4	5,670	3,821	1,849	Data correction in MLS
	2022-Q1	5,276	1,356	3,919	Data correction in MLS
	2022-Q2	4,713	750	3,963	Data correction in MLS
	2022-Q3	5,568	1,561	4,006	Data correction in MLS
	2022-Q4	4,640	634	4,006	Data correction in MLS
<b>JRoL Somaliland UNDP<sup>2</sup></b>	2020-Q1	1,107	515	592	Data correction in MLS
	2020-Q2	1,107	515	592	Data correction in MLS
	2020-Q3	1,119	521	598	Data correction in MLS
	2020-Q4	1,119	521	598	Data correction in MLS
	2021-Q1	1,100	2	1,097	Data correction in MLS
	2021-Q2	1,112	2	1,110	Data correction in MLS
	2021-Q3	1,124	3	1,122	Data correction in MLS
	2021-Q4	1,124	3	1,122	Data correction in MLS
	2022-Q1	688	5	683	Data correction in MLS
	2022-Q2	696	5	691	Data correction in MLS
	2022-Q3	703	5	698	Data correction in MLS
	2022-Q4	703	5	698	Data correction in MLS
<b>PCFP UNOPS - Resilience</b>	2021-Q4	50	0	50	Data verification delayed
<b>RESET Plus AMREF II</b>	2022-Q4	44,126	0	44,126	Q4 2022 data reported retroactively
<b>SPRS-NU ADA<sup>3</sup></b>	2020-Q4	0	116,649	-116,649	Mapping revision in MLS
<b>CRRF KE Self-Reliance</b>	2022-Q1	47,596	47,296	300	Correction from IP
<b>Solutions pérennes IOM</b>	2020-Q2	125	2,024	-1,899	Mapping revision in MLS
	2020-Q3	24	2,184	-2,159	Mapping revision in MLS
	2020-Q4	96	1,222	-1,125	Mapping revision in MLS
	2022-Q2	54,510	54,589	-79	Mapping revision in MLS

## EUTF indicator 2.4

Project	Period	S1 2023 report	2022 annual report	Diff.	Explanation
<b>SSRD WV</b>	2022-Q3	397	183	214	Correction from IP
	2022-Q4	323	0	323	Correction from IP
<b>STARS MDTF</b>	2022-Q3	79,303	79,826	-524	Correction from IP
	2022-Q4	79,303	79,826	-524	Correction from IP
<b>DRR Oromia</b>	2022-Q1	53,353	0	53,353	Q1 2022 data reported retroactively
	2022-Q2	53,946	0	53,946	Q2 2022 data reported retroactively
	2022-Q3	54,539	0	54,539	Q3 2022 data reported retroactively
	2022-Q4	54,539	0	54,539	Q4 2022 data reported retroactively
<b>RED UBF</b>	2022-Q3	2,172	0	2,172	Correction from IP
	2022-Q4	111	221	-110	Correction from IP

<sup>1</sup> Following the actions described in footnote 1 on page 23, outputs reported by HealthPro GOAL under EUTF indicator 2.2 were adjusted to avoid double counting outputs reported under EUTF indicator 2.9.

<sup>2</sup> During the feedback phase of the 2022 annual monitoring report, it was discovered that some people benefitting from legal aid and mobile court services through JRoL Somaliland UNDP's interventions had not been included in the MLS. To that end, an extensive review was undertaken and data was added retroactively.

<sup>3</sup> The beneficiaries of the faecal sludge treatment plant constructed by SPRS-NU ADA were remapped from EUTF indicator 2.2 to 2.9.

<b>BRICK Concern<sup>1</sup></b>	2021-Q2	3,350	3,877	-526	Multiplier revision
	2021-Q3	5,639	6,391	-752	Multiplier revision
	2021-Q4	4,652	5,322	-670	Multiplier revision
	2022-Q1	622	1,216	-594	Multiplier revision
	2022-Q2	7,364	7,959	-596	Multiplier revision
	2022-Q3	9,814	11,914	-2,100	Multiplier revision
<b>DRR Amhara</b>	2022-Q1	571	0	571	Q1 2022 data reported retroactively
	2022-Q2	577	0	577	Q2 2022 data reported retroactively
	2022-Q3	584	0	584	Q3 2022 data reported retroactively
	2022-Q4	584	0	584	Q4 2022 data reported retroactively

## EUTF indicator 2.6

Project	Period	S1 2023 report	2022 annual report	Diff.	Explanation
<b>RED UBF</b>	2022-Q3	1,381	0	1,381	Correction from IP
	2022-Q4	327	1,384	-1,057	Correction from IP

## EUTF indicator 2.7

Project	Period	S1 2023 report	2022 annual report	Diff.	Explanation
<b>SUPREME JLOS IRC</b>	2022-Q1	1,983	1,974	9	Mapping revision in MLS
	2022-Q2	6,278	6,269	9	Mapping revision in MLS
	2022-Q3	2,602	2,593	9	Mapping revision in MLS
	2022-Q4	448	439	9	Mapping revision in MLS
<b>EQUIP 2 SC</b>	2022-Q4	14,415	14,715	-300	Correction from IP
<b>RED UBF</b>	2022-Q2	0	174	-174	Correction from IP
	2022-Q3	32	0	32	Correction from IP
	2022-Q4	0	206	-206	Correction from IP
<b>KKCF IFC</b>	2022-Q1	0	3	-3	Correction from IP
	2022-Q2	0	3	-3	Correction from IP
<b>ILED RAAISE FAO</b>	2022-Q4	35	0	35	Project included retroactively in MLS

## EUTF indicator 2.8

Project	Period	S1 2023 report	2022 annual report	Diff.	Explanation
<b>RED UBF</b>	2022-Q1	6	0	6	Correction from IP
	2022-Q2	28	14	14	Correction from IP
	2022-Q3	16	20	-4	Correction from IP
	2022-Q4	0	22	-22	Correction from IP
<b>PCFP UNOPS - Resilience</b>	2021-Q4	30	0	30	Data verification delayed
<b>ILED RAAISE FAO</b>	2022-Q2	110	0	110	Project included retroactively in MLS
	2022-Q3	120	0	120	Project included retroactively in MLS
	2022-Q4	53	0	53	Project included retroactively in MLS
<b>RESET Plus Amref II</b>	2022-Q4	1,437	0	1,437	Q4 2022 data reported retroactively

## EUTF indicator 2.9

Project	Period	S1 2023 report	2022 annual report	Diff.	Explanation
<b>STARS MDTF<sup>2</sup></b>	2022-Q3	978,168	959,298	18,870	Correction from IP
	2022-Q4	978,168	959,298	18,870	Correction from IP
<b>CRRF DJ UNHCR</b>	2020-Q3	110	0	110	Correction from IP
	2020-Q4	110	0	110	Correction from IP
	2021-Q1	107	0	107	Correction from IP
	2021-Q2	109	0	109	Correction from IP

<sup>1</sup> During the data collection period for S1 2023, it was discovered that some beneficiaries received multiple forms of food security-related assistance and had been counted more than once against EUTF indicator 2.4 in the historical data, which was corrected.

<sup>2</sup> The STARS MDTF provides cash transfers to food insecure households in Sudan and provided the MLS with updated and verified data for some historical outputs during the S1 2023 data collection period.

	2021-Q3	110	0	110	Correction from IP
	2021-Q4	110	0	110	Correction from IP
	2022-Q1	107	0	107	Correction from IP
	2022-Q2	109	0	109	Correction from IP
	2022-Q3	110	0	110	Correction from IP
	2022-Q4	466	0	466	Correction from IP
<b>HealthPro GOAL<sup>1</sup></b>	2021-Q3	13,673	0	13,673	Data correction in MLS
	2021-Q4	13,673	0	13,673	Data correction in MLS
	2022-Q1	11,185	0	11,185	Data correction in MLS
	2022-Q2	11,309	0	11,309	Data correction in MLS
	2022-Q3	11,433	0	11,433	Data correction in MLS
	2022-Q4	11,433	0	11,433	Data correction in MLS
<b>DRR EDRMC</b>	2022-Q1	24,455	9,614	14,841	Q1 2022 data reported retroactively
	2022-Q2	24,726	0	24,726	Q2 2022 data reported retroactively
	2022-Q3	24,998	0	24,998	Q3 2022 data reported retroactively
	2022-Q4	24,998	0	24,998	Q4 2022 data reported retroactively
<b>ILED SAGAL CW</b>	2022-Q4	6,327	6,490	-163	Correction from IP
<b>KKCF IFC<sup>2</sup></b>	2022-Q3	3,278	1,545	1,733	Correction from IP
	2022-Q4	6,859	1,545	5,314	Correction from IP
<b>DRR Amhara</b>	2022-Q1	604	0	604	Q1 2022 data reported retroactively
	2022-Q2	611	0	611	Q2 2022 data reported retroactively
	2022-Q3	618	0	618	Q3 2022 data reported retroactively
	2022-Q4	618	0	618	Q4 2022 data reported retroactively
<b>RESET Plus Amref II</b>	2022-Q4	56,227	0	56,227	Q4 2022 data reported retroactively
<b>SPRS-NU ADA<sup>3</sup></b>	2020-Q4	161,024	44,375	116,649	Mapping revision in MLS

## STRATEGIC OBJECTIVE 3

### EUTF indicator 3.2

Project	Period	S1 2023 report	2022 annual report	Diff.	Explanation
<b>Solutions pérennes IOM</b>	2020-Q2	1,899	0	1,899	Mapping revision in MLS
	2020-Q3	2,249	90	2,159	Mapping revision in MLS
	2020-Q4	2,901	1,776	1,125	Mapping revision in MLS
	2022-Q2	2,856	2,777	79	Mapping revision in MLS

### EUTF indicator 3.5 bis

Project	Period	S1 2023 report	2022 annual report	Diff.	Explanation
<b>SINCE</b>	2019-Q1	48	46	2	Data correction in MLS
	2019-Q3	18	15	3	Data correction in MLS

### EUTF indicator 3.7

Project	Period	S1 2023 report	2022 annual report	Diff.	Explanation
<b>Free Movement ILO</b>	2022-Q2	56	34	22	Data verification delayed
	2022-Q3	141	163	-22	Data verification delayed

## STRATEGIC OBJECTIVE 4

### EUTF indicator 4.1

Project	Period	S1 2023 report	2022 annual report	Diff.	Explanation
<b>ILED RAAISE FAO</b>	2022-Q4	1	0	1	Project included retroactively in MLS

<sup>1</sup> During the feedback phase of the 2022 annual report, it was discovered that some people benefitting from improved access to healthcare through HealthPro GOAL's interventions on infrastructure improvement, capacity building and expansion of primary healthcare services had not been included in the MLS, which was corrected in S1 2023.

<sup>2</sup> KKCF IFC provides data to the MLS through annual reports, and some data for the latter half of 2022 was only reported on and included retroactively after the conclusion of the 2022 annual report.

<sup>3</sup> See footnote 211 on page 21.

## EUTF indicator 4.2

Project	Period	S1 2023 report	2022 annual report	Diff.	Explanation
SSRD WV	2022-Q3	296	168	128	Correction from IP
	2022-Q4	193	0	193	Correction from IP
ILED RAAISE FAO	2022-Q3	20	0	20	Project included retroactively in MLS
RESET Plus Amref II	2022-Q4	110	0	110	Q4 2022 data reported retroactively
Cross-Border PACT SEEK II	2022-Q4	49	36	13	Correction from IP

## EUTF indicator 4.3

Project	Period	S1 2023 report	2022 annual report	Diff.	Explanation
SSRD WV	2021-Q3	355	313	42	Correction from IP
	2021-Q4	203	181	21	Correction from IP
	2022-Q3	3,988	3,970	18	Correction from IP
	2022-Q4	5,895	5,869	27	Correction from IP
SS Women Empowerment Dorcas	2022-Q3	701	1,314	-613	Data verification delayed
CRRF DIRECT IRC	2021-Q2	104	161	-57	Correction from IP
	2021-Q3	825	869	-44	Correction from IP
	2021-Q4	3,378	3,442	-64	Correction from IP
	2022-Q1	6,067	6,100	-33	Correction from IP
	2022-Q2	12,037	12,045	-8	Correction from IP
	2022-Q3	16,365	17,883	-1,518	Correction from IP
	2022-Q4	6,456	4,938	1,518	Correction from IP
RESET Plus Amref II	2022-Q4	354	0	354	Q4 2022 data reported retroactively
Cross-Border PACT SEEK II	2022-Q4	7,143	2,526	4,617	Correction from IP

## EUTF indicator 4.6

Project	Period	S1 2023 report	2022 annual report	Diff.	Explanation
GCR IGAD	2022-Q4	4	0	4	Q4 2022 data reported retroactively
RED UBF	2022-Q2	2	0	2	Correction from IP
	2022-Q4	8	13	5	Correction from IP
PCFP UNOPS - Resilience	2021-Q1	4	0	4	Data verification delayed
	2021-Q2	1	0	1	Data verification delayed
ILED RAAISE FAO	2022-Q4	1	0	1	Project included retroactively in MLS
Cross-Border PACT SEEK II	2022-Q4	3	0	3	Correction from IP

## CROSS-CUTTING INDICATORS

### EUTF indicator 5.1

Project	Period	S1 2023 report	2022 annual report	Diff.	Explanation
GCR IGAD	2022-Q4	3	0	3	Q4 2022 data reported retroactively
PCFP UNOPS - Resilience	2021-Q1	1	0	1	Data verification delayed
EnJOY <sup>1</sup>	2021-Q3	3	3	-1	Data correction in MLS
	2022-Q1	2	1	1	Data correction in MLS
	2022-Q3	3	4	-1	Data correction in MLS
	2022-Q4	5	4	1	Data correction in MLS
RESET Plus Amref II	2022-Q3	7	0	7	Q3 2022 data reported retroactively
	2022-Q4	8	0	8	Q4 2022 data reported retroactively
BRICK UNICEF	2022-Q4	1	9	-8	Data correction in MLS

<sup>1</sup> See footnote 1 on page 18.



## EUTF indicator 5.2

Project	Period	S1 2023 report	2022 annual report	Diff.	Explanation
DRR Sidama	2021-Q3	1	2	-1	Correction from IP
	2021-Q4	2	4	-2	Correction from IP
DRR EDRMC	2022-Q2	6	10	-4	Correction from IP
DRR Oromia	2021-Q2	0	2	-2	Correction from IP
	2022-Q1	1	2	-1	Correction from IP
	2022-Q2	1	2	-1	Correction from IP
TA Budget Support ASI	2019-Q4	0	3	-3	Data correction in MLS
	2020-Q3	0	1	-1	Data correction in MLS
	2020-Q4	0	4	-4	Data correction in MLS
	2021-Q3	0	1	-1	Data correction in MLS
	2021-Q4	0	3	-3	Data correction in MLS
	2022-Q2	2	3	-1	Data correction in MLS
	2022-Q4	0	3	-3	Data correction in MLS
DRR Amhara	2022-Q2	1	3	-2	Correction from IP
MLS II	2021-Q3	0	2	-2	Mapping revision in MLS

## EUTF indicator 5.3

Project	Period	S1 2023 report	2022 annual report	Diff.	Explanation
DRR Sidama	2021-Q3	1	0	1	Q3 2021 data reported retroactively
	2021-Q4	2	0	2	Q4 2021 data reported retroactively
	2022-Q3	3	0	3	Q3 2022 data reported retroactively
	2022-Q4	3	0	3	Q4 2022 data reported retroactively
RESET Plus Innovation Fund	2022-Q1	0	1	-1	Correction in MLS
	2022-Q2	0	1	-1	Correction in MLS
	2022-Q3	0	1	-1	Correction in MLS
DRR EDRMC	2022-Q2	4	0	4	Q2 2022 data reported retroactively
	2022-Q3	1	0	1	Q3 2022 data reported retroactively
	2022-Q4	1	0	1	Q4 2022 data reported retroactively
RED UBF	2021-Q4	1	0	1	Correction from IP
	2022-Q1	6	2	4	Correction from IP
	2022-Q3	0	2	-2	Correction from IP
	2022-Q4	2	0	2	Correction from IP
TA Budget Support ASI	2019-Q4	2	0	2	Data correction in MLS
	2020-Q3	1	0	1	Data correction in MLS
	2020-Q4	4	0	4	Data correction in MLS
	2021-Q3	1	0	1	Data correction in MLS
	2021-Q4	5	0	5	Data correction in MLS
	2022-Q2	1	0	1	Data correction in MLS
	2022-Q4	4	0	4	Data correction in MLS
PCFP UNOPS - Resilience	2021-Q3	1	0	1	Data verification delayed
	2021-Q4	6	0	6	Data verification delayed
ILED PSD IFC	2022-Q3	1	0	1	Q3 2022 data reported retroactively
	2022-Q4	1	0	1	Q4 2022 data reported retroactively
EnJOY <sup>1</sup>	2021-Q3	10	15	-5	Correction from IP
	2022-Q1	6	2	4	Correction from IP
DRR Amhara	2021-Q1	2	0	2	Q2 2021 data reported retroactively
	2021-Q2	2	0	2	Q2 2021 data reported retroactively
	2021-Q3	2	0	2	Q3 2021 data reported retroactively
	2021-Q4	2	0	2	Q4 2021 data reported retroactively
	2022-Q1	2	0	2	Q1 2022 data reported retroactively
	2022-Q2	2	0	2	Q2 2022 data reported retroactively
	2022-Q3	2	0	2	Q3 2022 data reported retroactively
	2022-Q4	2	0	2	Q4 2022 data reported retroactively
	MLS II	2021-Q3	2	0	2

<sup>1</sup> See footnote 1 on page 18.

## EUTF indicator 5.4

Project	Period	S1 2023 report	2022 annual report	Diff.	Explanation
GCR IGAD	2022-Q4	1	0	1	Q4 2022 data reported retroactively

## COVID-19 RESPONSE

### EUTF indicator 6.1

Project	Period	S1 2023 report	2022 annual report	Diff.	Explanation
PCFP UNOPS - Resilience	2021-Q4	65	0	65	Data verification delayed

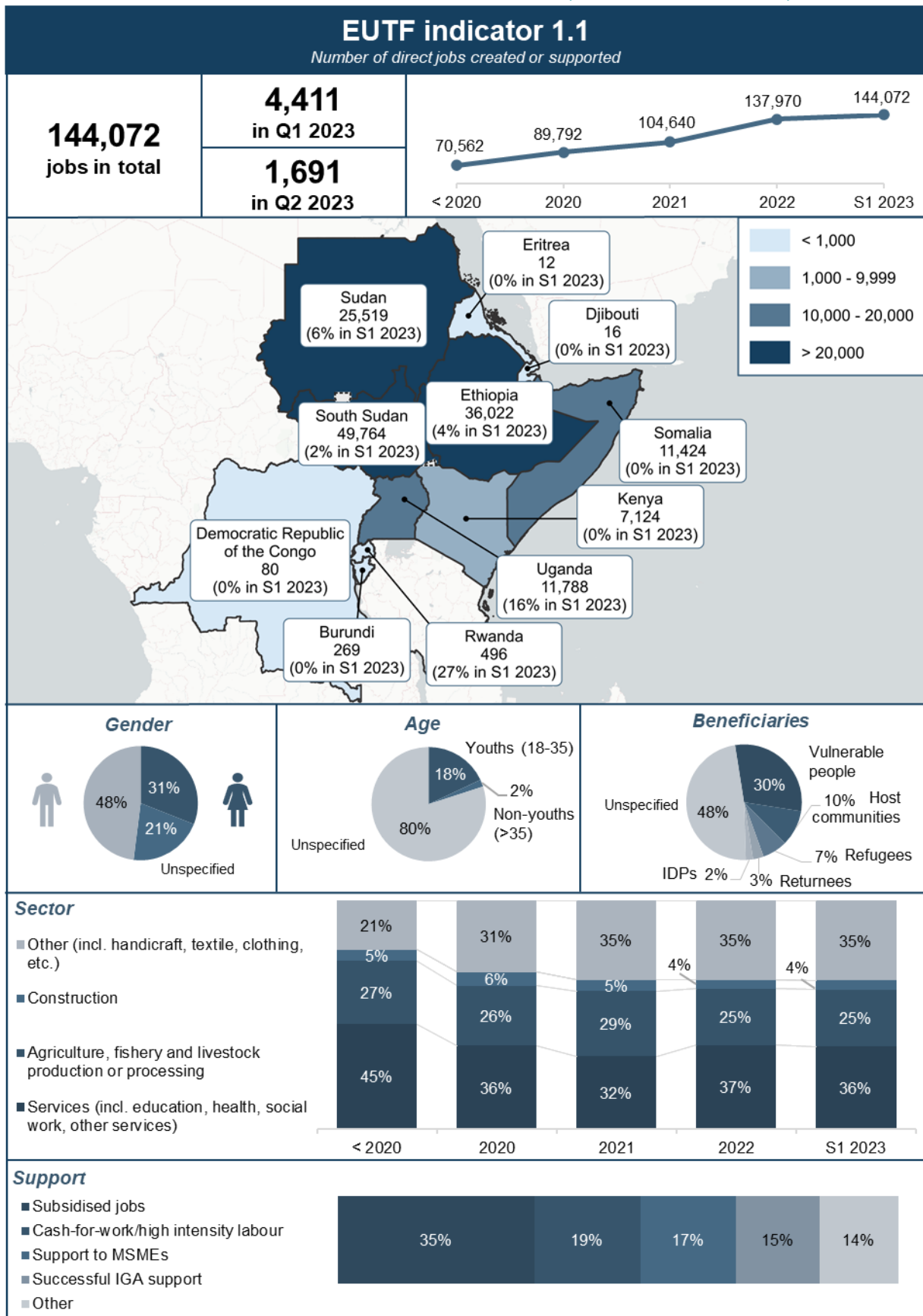
### EUTF indicator 6.2

Project	Period	S1 2023 report	2022 annual report	Diff.	Explanation
PCFP UNOPS - Resilience	2021-Q4	50	0	50	Data verification delayed

## 1.6. ONE PAGER PER INDICATOR

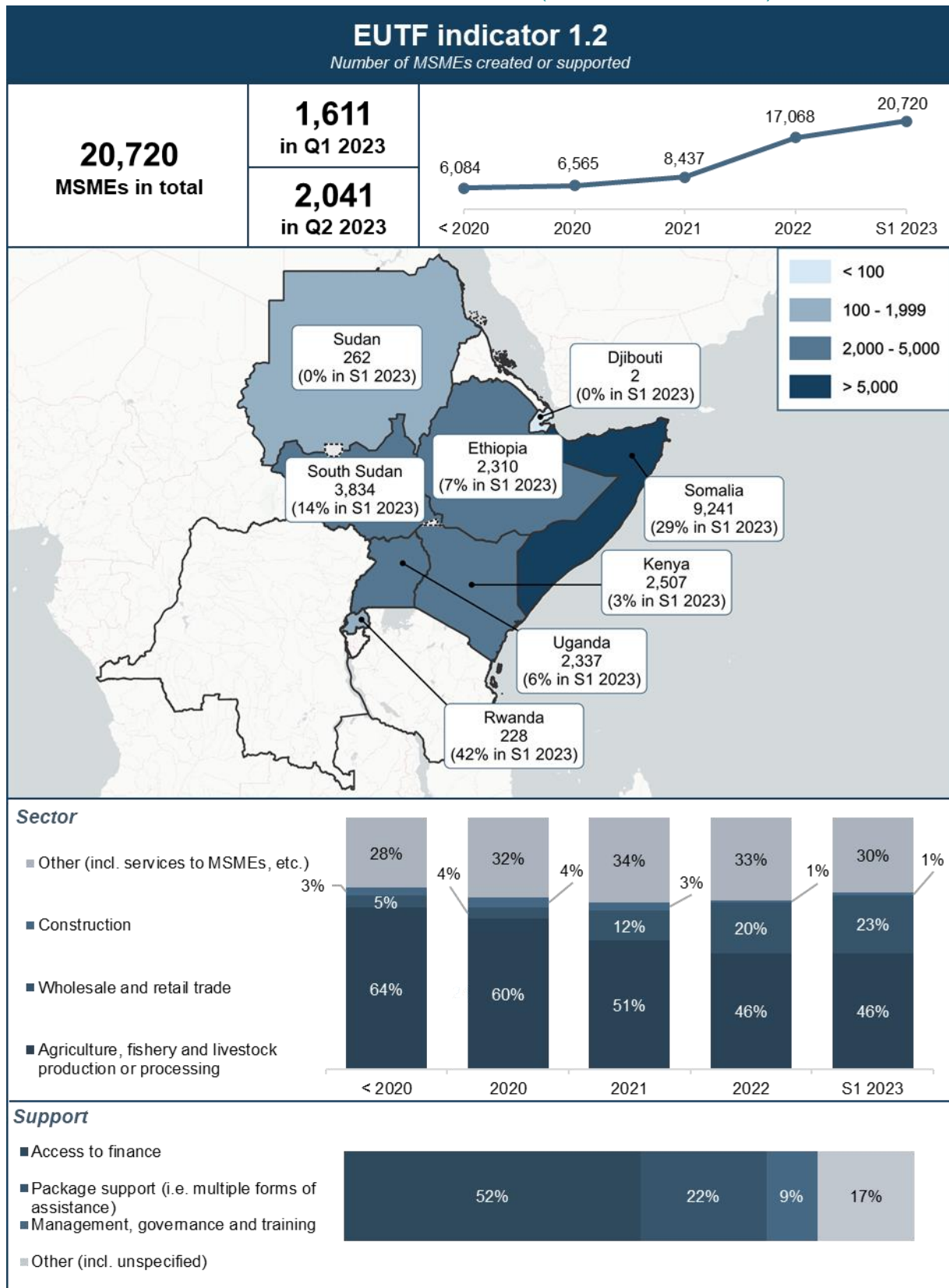
The data presented below is as of June 2023. Data from regional projects has been allocated to the respective country of delivery, leading to some differences between the numbers provided in the maps below and numbers reported in the country sections in the main report (which exclude regional project data). When the values for each country do not add up to the overall indicator total in the upper left-hand corner, it is due to data reported with unspecified locations, the value of which is reported in the footnotes. Furthermore, when the sum of Q1 and Q2 2023 data don't add up to the difference between the cumulative totals as of the end of 2022 and the end of S1 2023 (as shown in the timeline graph), it is due to rounding. Finally, the percentages in all vertical bar graphs are cumulative, and therefore refer to outputs reported up to and including the specified period.

### 1.6.1. NUMBER OF DIRECT JOBS CREATED OR SUPPORTED (EUTF INDICATOR 1.1)<sup>1</sup>

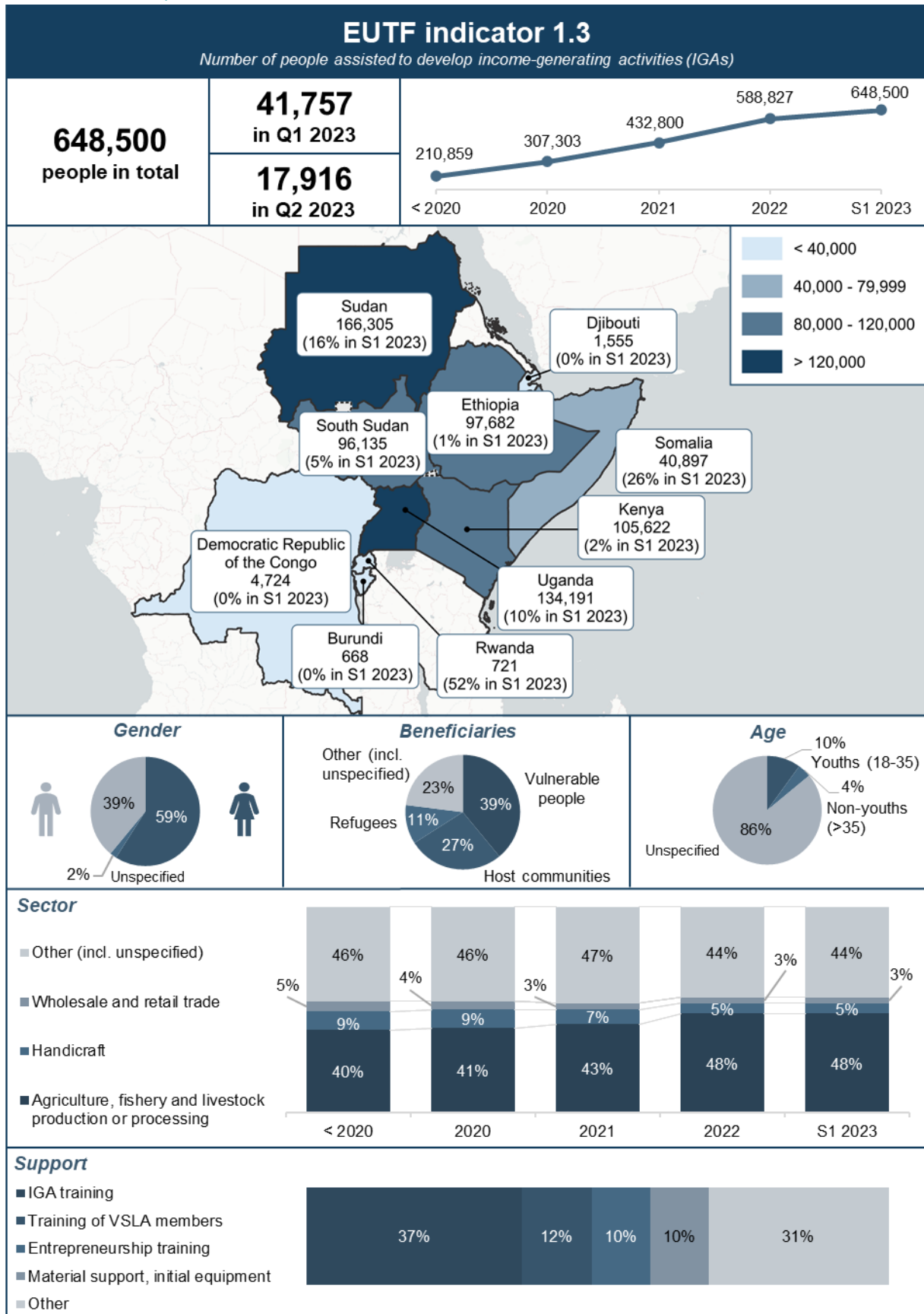


<sup>1</sup> The map in this visual excludes 1,559 reported jobs for which the country is unspecified.

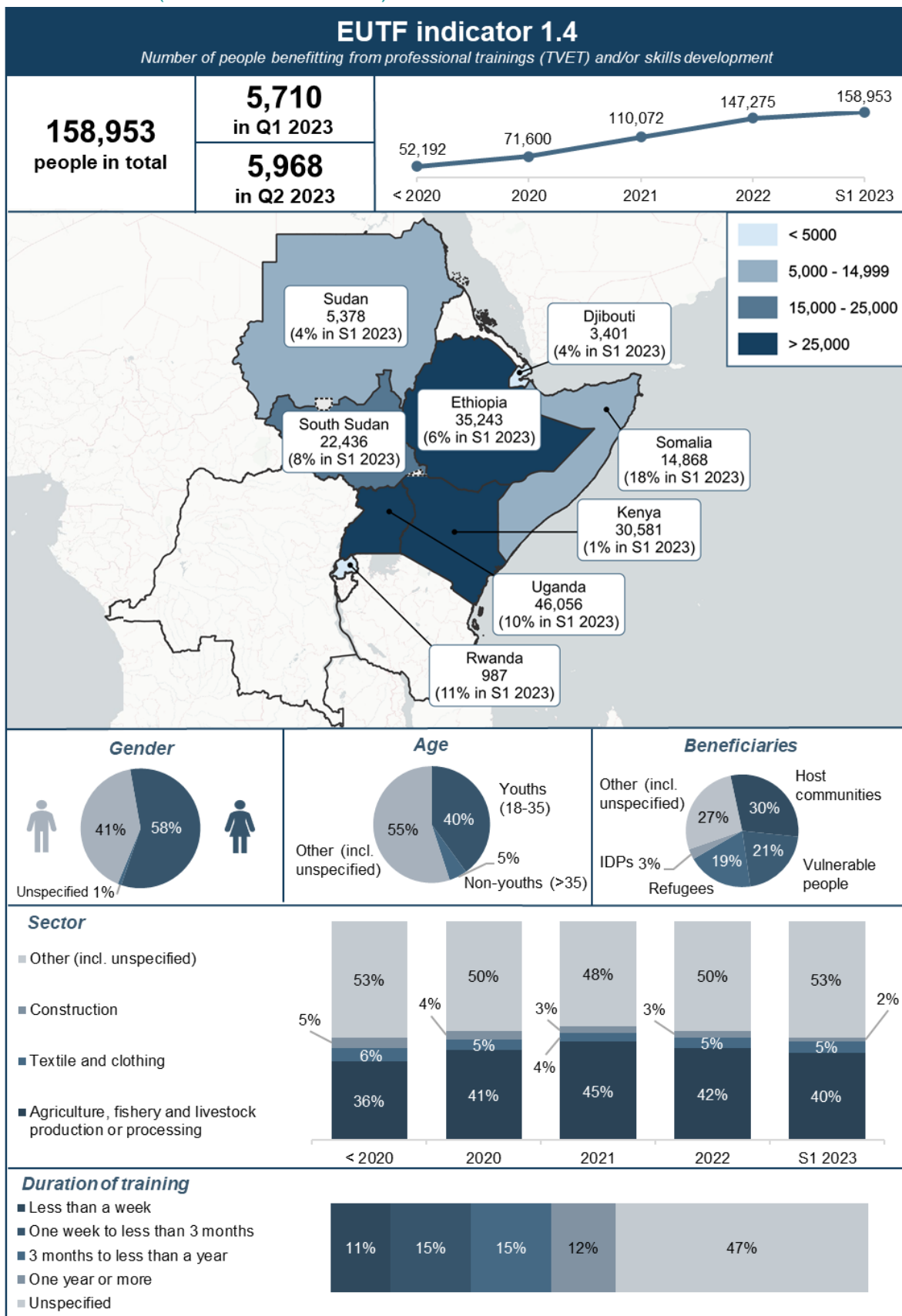
## 1.6.2. NUMBER OF MSMEs CREATED OR SUPPORTED (EUTF INDICATOR 1.2)



### 1.6.3. NUMBER OF PEOPLE ASSISTED TO DEVELOP INCOME-GENERATING ACTIVITIES (IGAs) (EUTF INDICATOR 1.3)

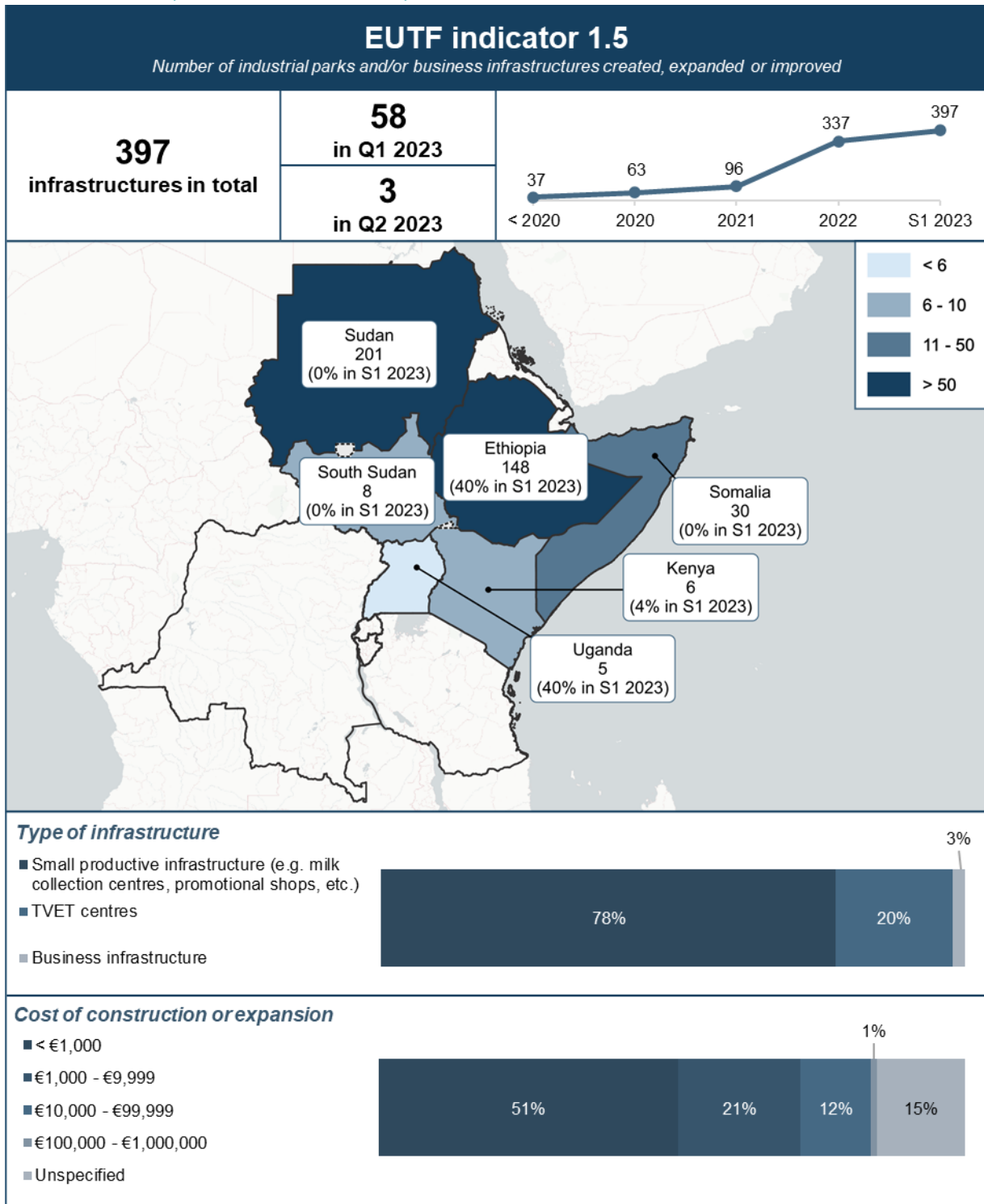


### 1.6.4. NUMBER OF PEOPLE BENEFITTING FROM PROFESSIONAL TRAINING (TVET) AND/OR SKILLS DEVELOPMENT (EUTF INDICATOR 1.4)<sup>1</sup>



<sup>1</sup> The map in this visual excludes three reported beneficiaries for which the country is unspecified.

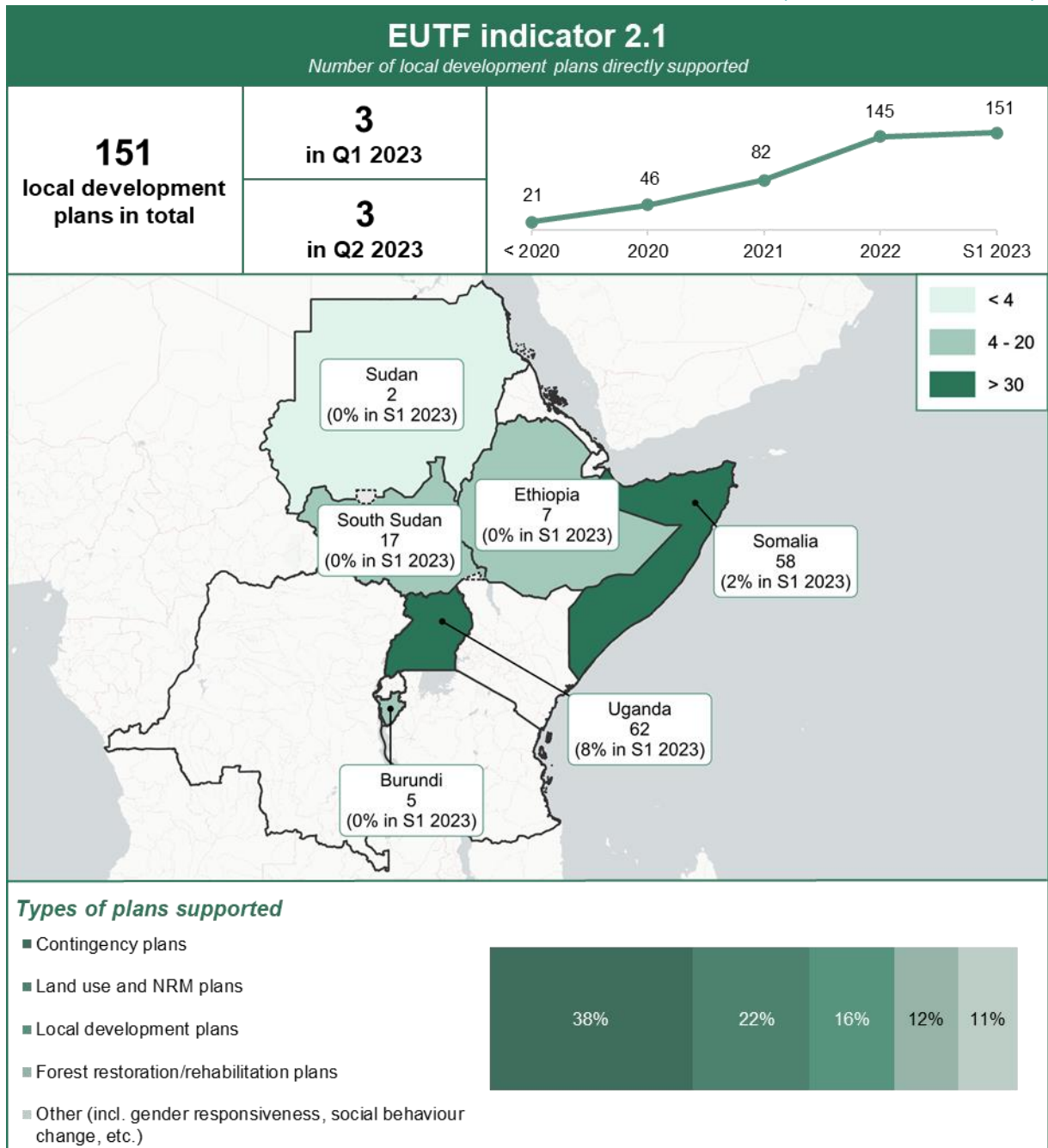
### 1.6.5. NUMBER OF INDUSTRIAL PARKS AND/OR BUSINESS INFRASTRUCTURE CREATED, EXPANDED OR IMPROVED (EUTF INDICATOR 1.5)<sup>1</sup>



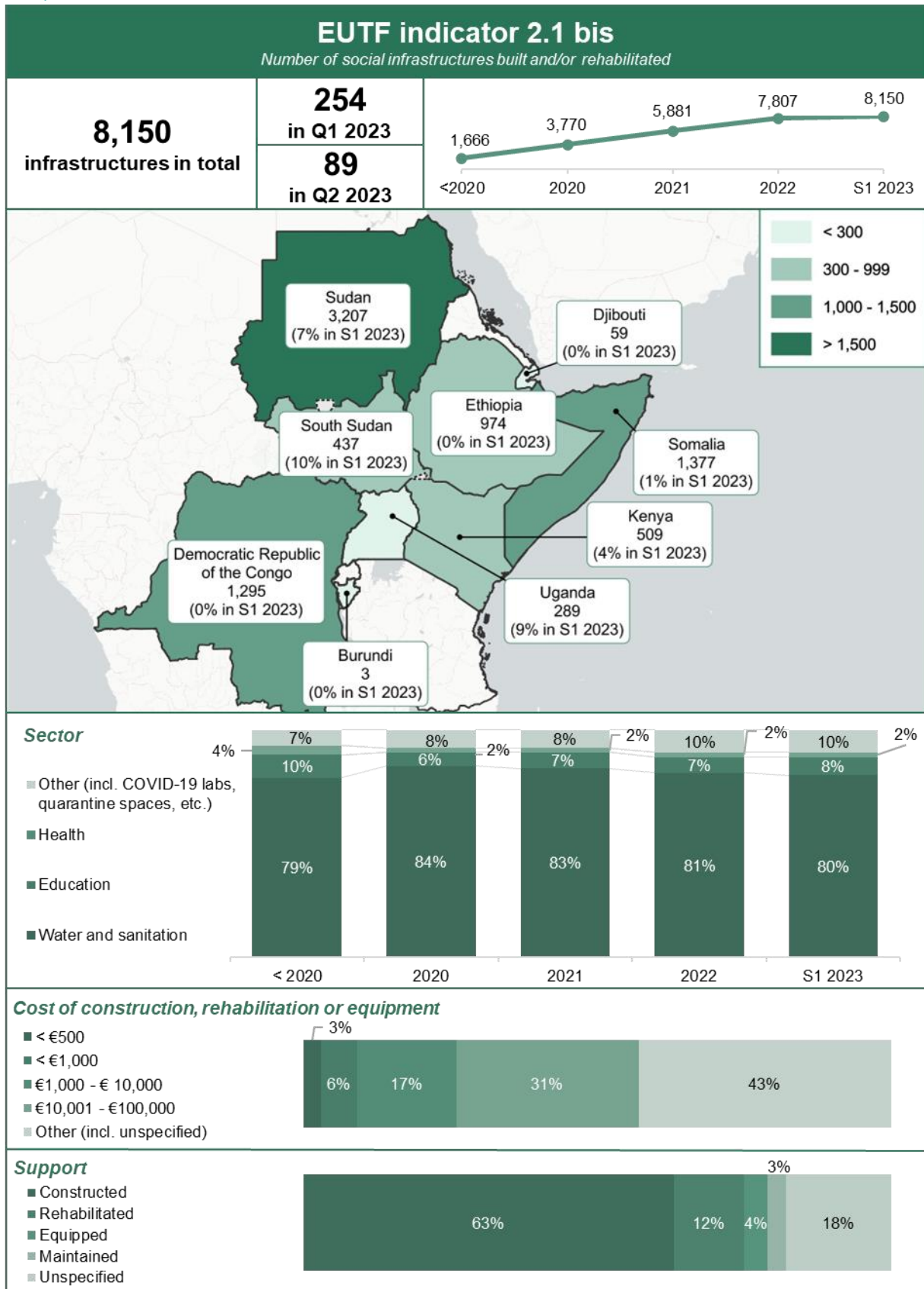
<sup>1</sup> The map in this visual excludes four reported infrastructures for which the country is unspecified.



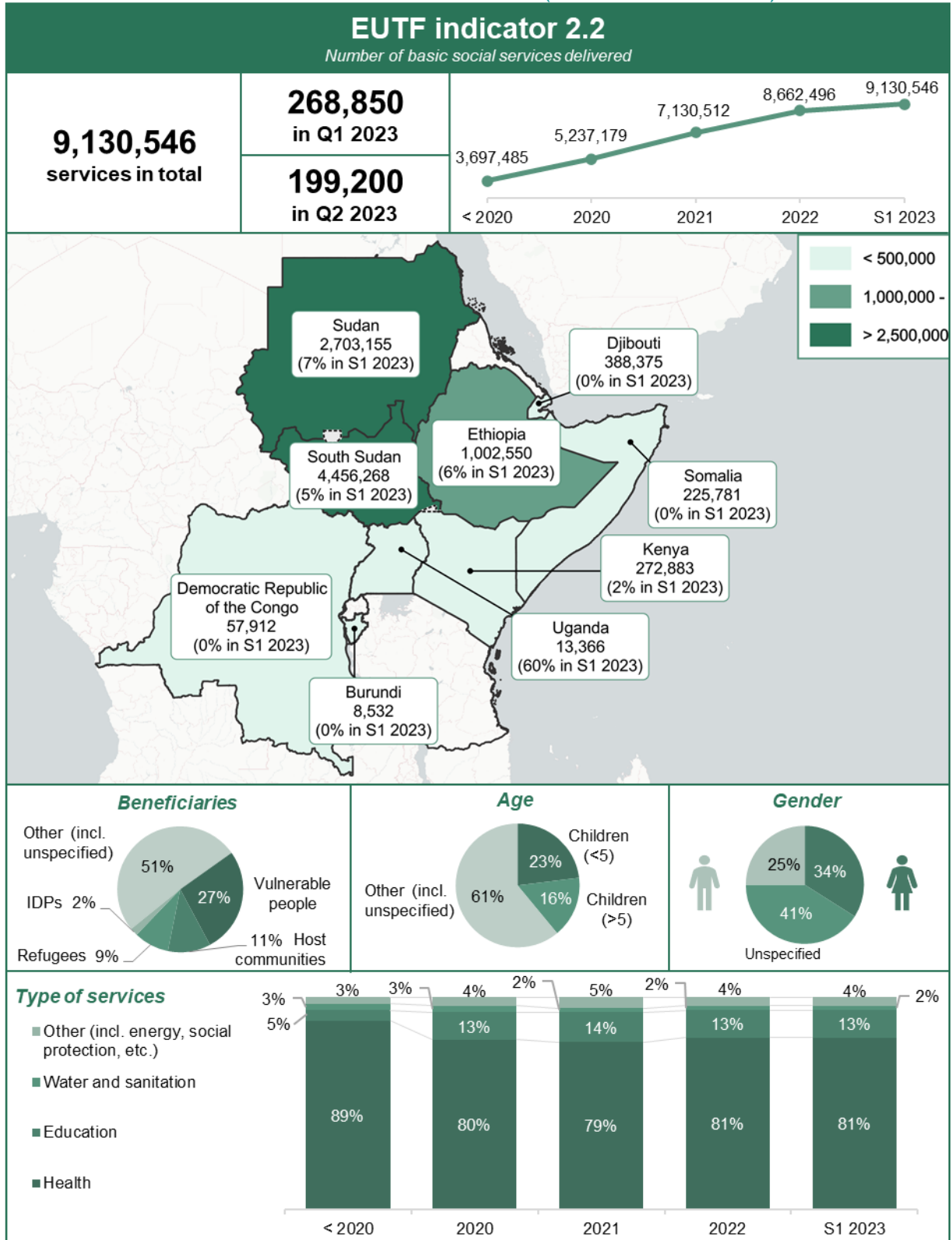
1.6.6. NUMBER OF LOCAL DEVELOPMENT PLANS DIRECTLY SUPPORTED (EUTF INDICATOR 2.1)



1.6.7. NUMBER OF SOCIAL INFRASTRUCTURES BUILT AND/OR REHABILITATED (EUTF INDICATOR 2.1 BIS)

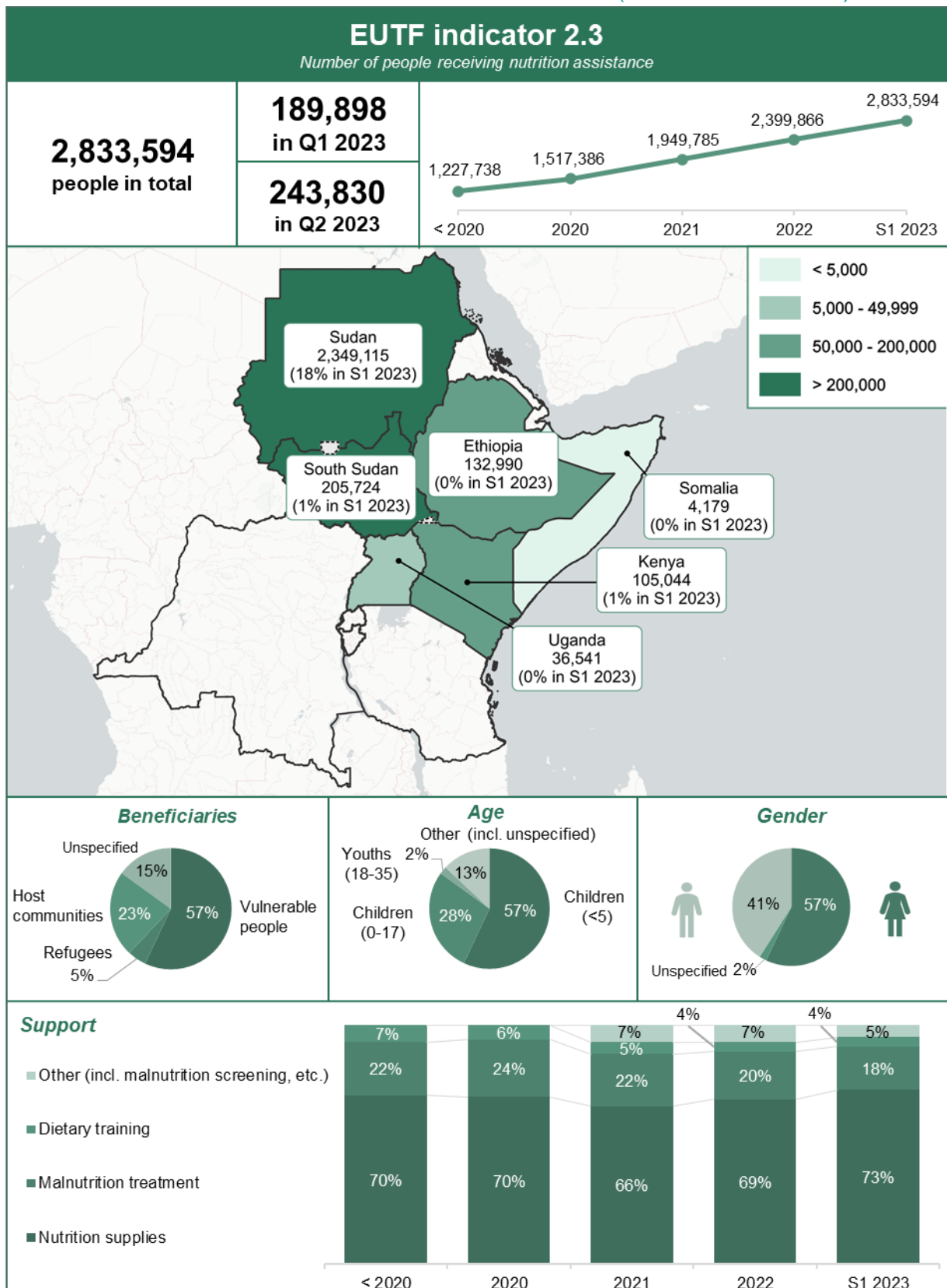


1.6.8. NUMBER OF BASIC SOCIAL SERVICES DELIVERED (EUTF INDICATOR 2.2)<sup>1</sup>

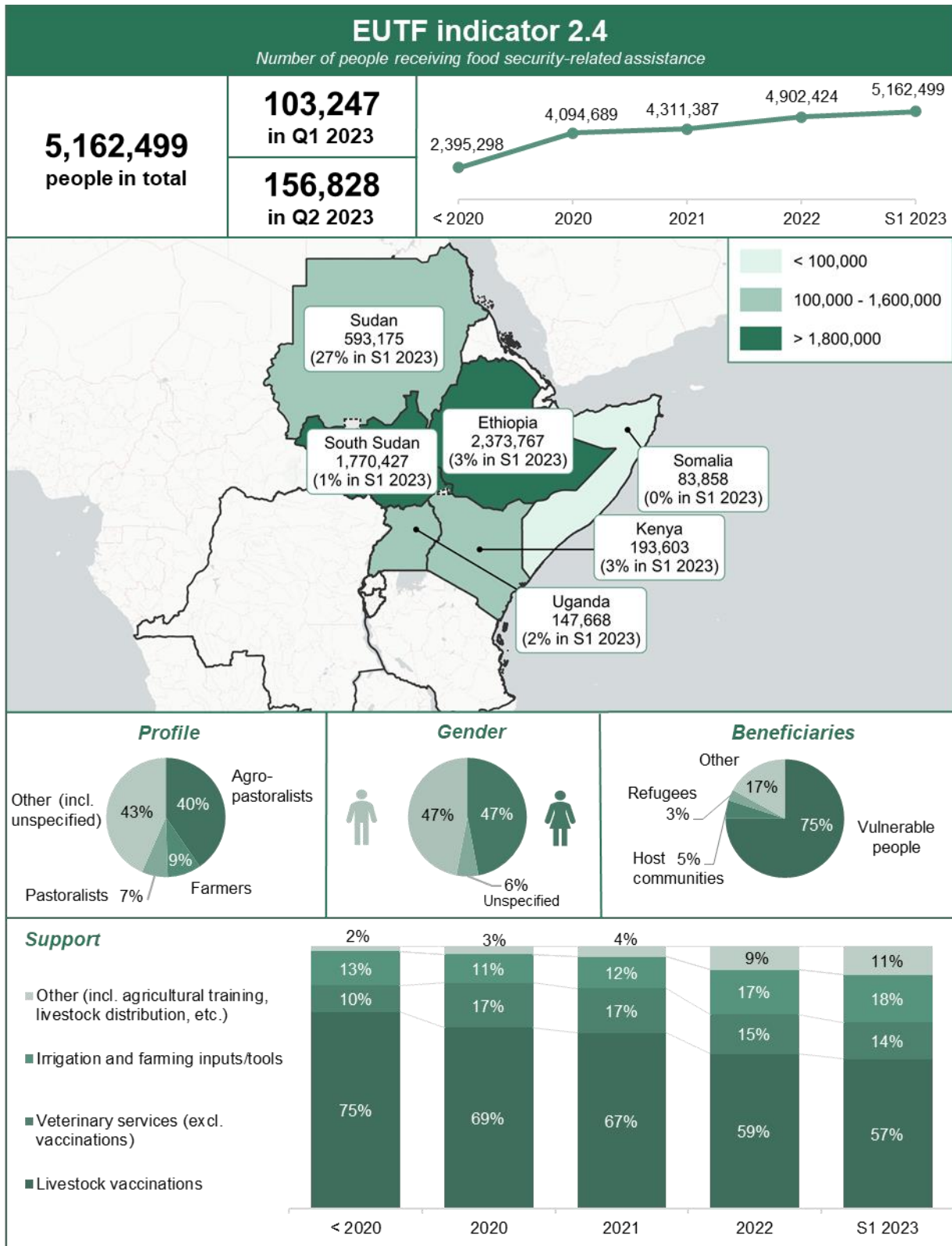


<sup>1</sup> The map in this visual excludes 1,737 reported services for which the country is unspecified.  
EUTF MLS HoA S1 2023 REPORT – ANNEXES

### 1.6.9. NUMBER OF PEOPLE RECEIVING NUTRITION ASSISTANCE (EUTF INDICATOR 2.3)

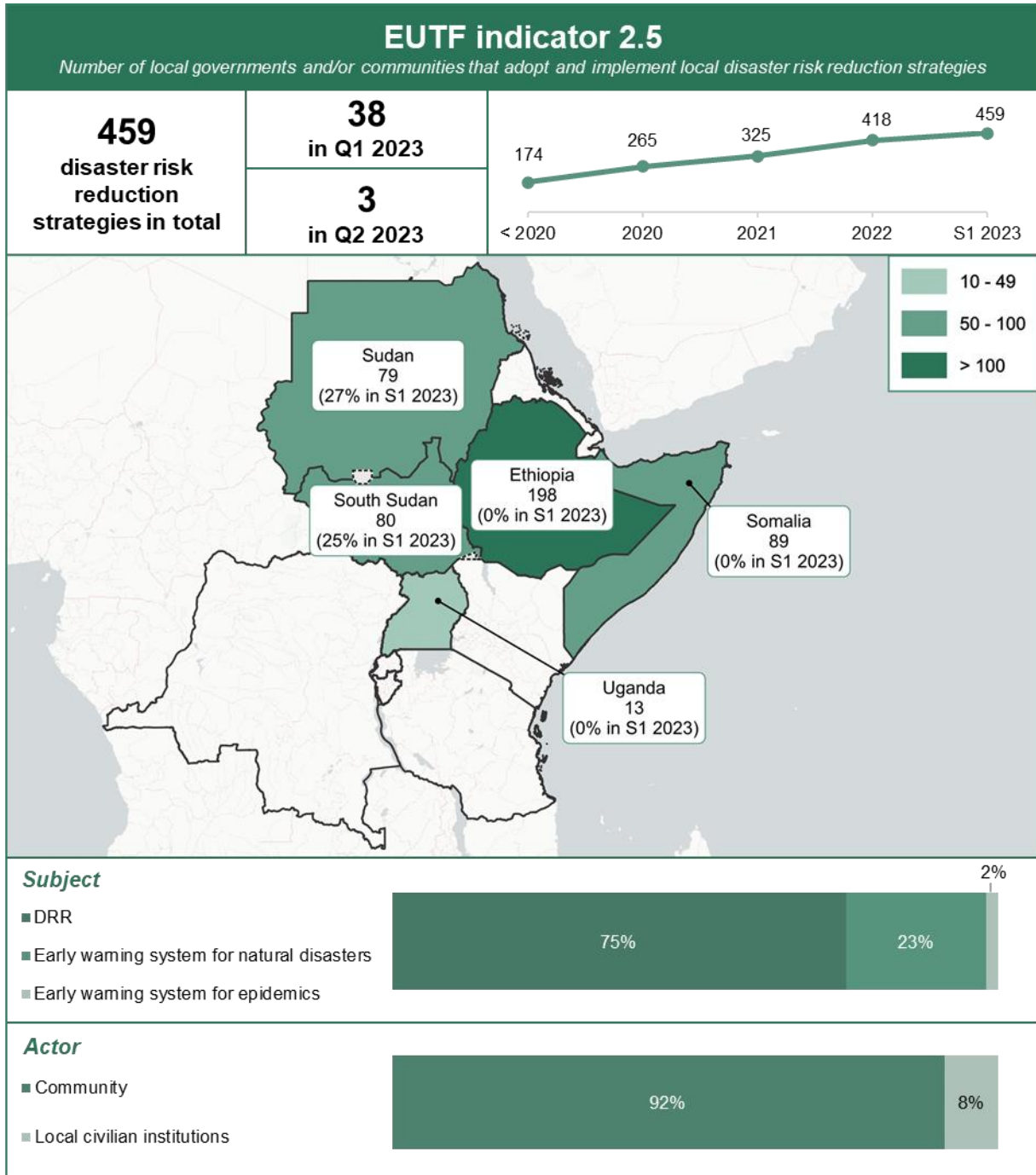


1.6.10. NUMBER OF PEOPLE RECEIVING FOOD SECURITY-RELATED ASSISTANCE (EUTF INDICATOR 2.4)<sup>1</sup>

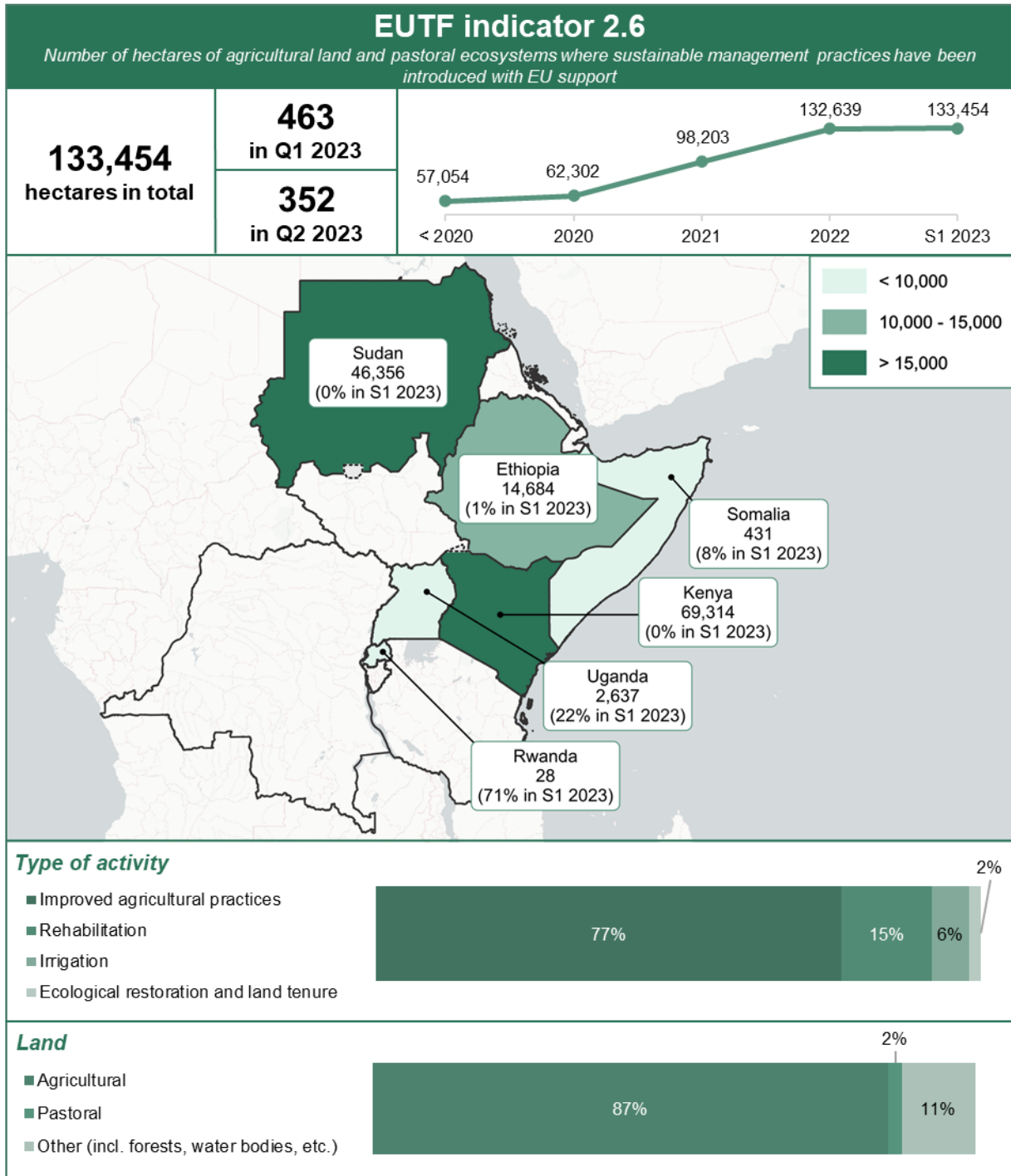


<sup>1</sup> The sum of the values shown in the map is less than the total output by one unit due to rounding.

1.6.11. NUMBER OF LOCAL GOVERNMENTS AND/OR COMMUNITIES THAT ADOPT AND IMPLEMENT LOCAL DISASTER RISK REDUCTION STRATEGIES (EUTF INDICATOR 2.5)

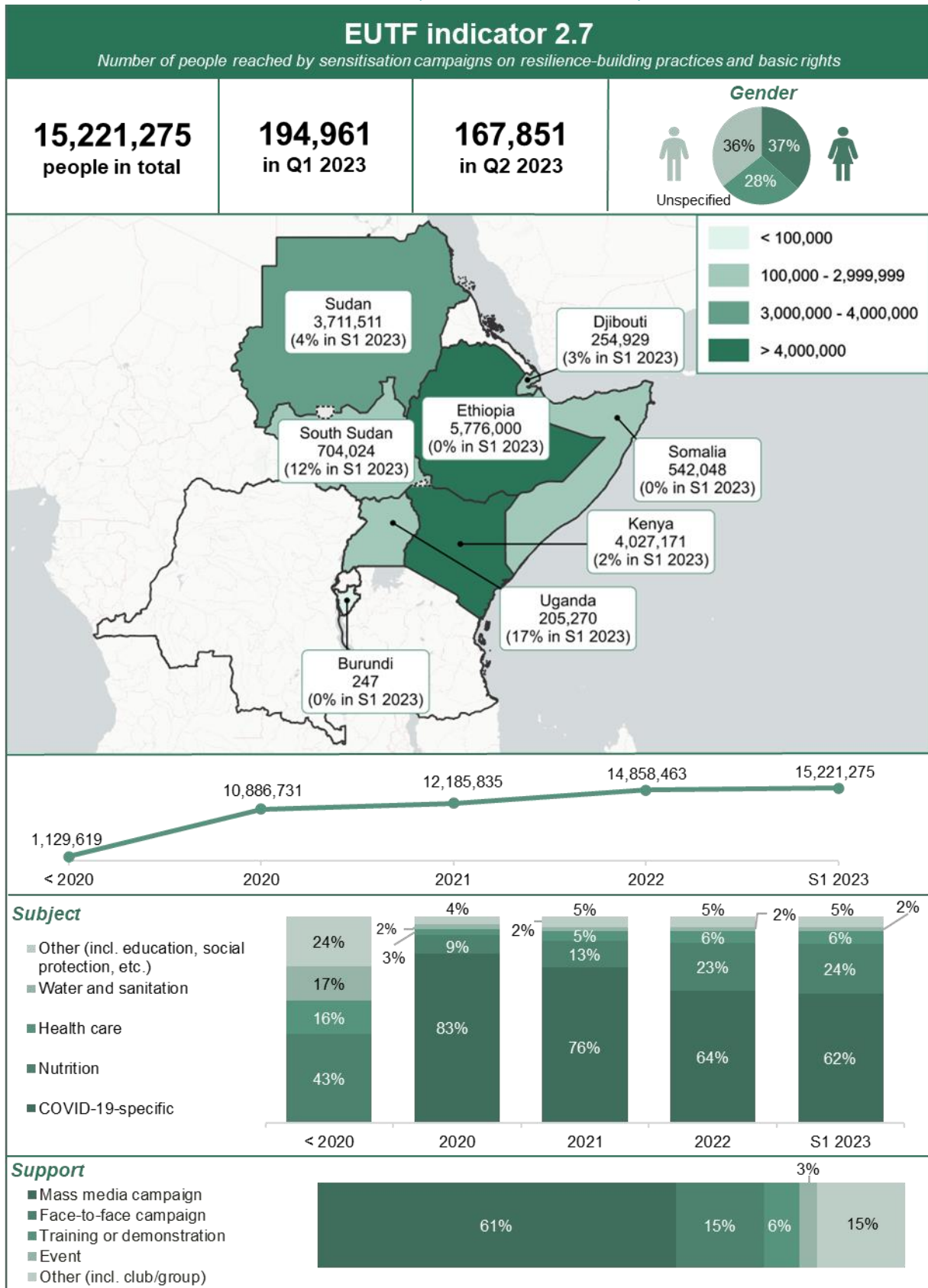


1.6.12. NUMBER OF HECTARES OF AGRICULTURAL LAND AND PASTORAL ECOSYSTEMS WHERE SUSTAINABLE MANAGEMENT PRACTICES HAVE BEEN INTRODUCED WITH EU SUPPORT (EUTF INDICATOR 2.6)<sup>1</sup>



<sup>1</sup> The map in this visual excludes five reported hectares of agricultural land and pastoral ecosystems for which the country is unspecified.

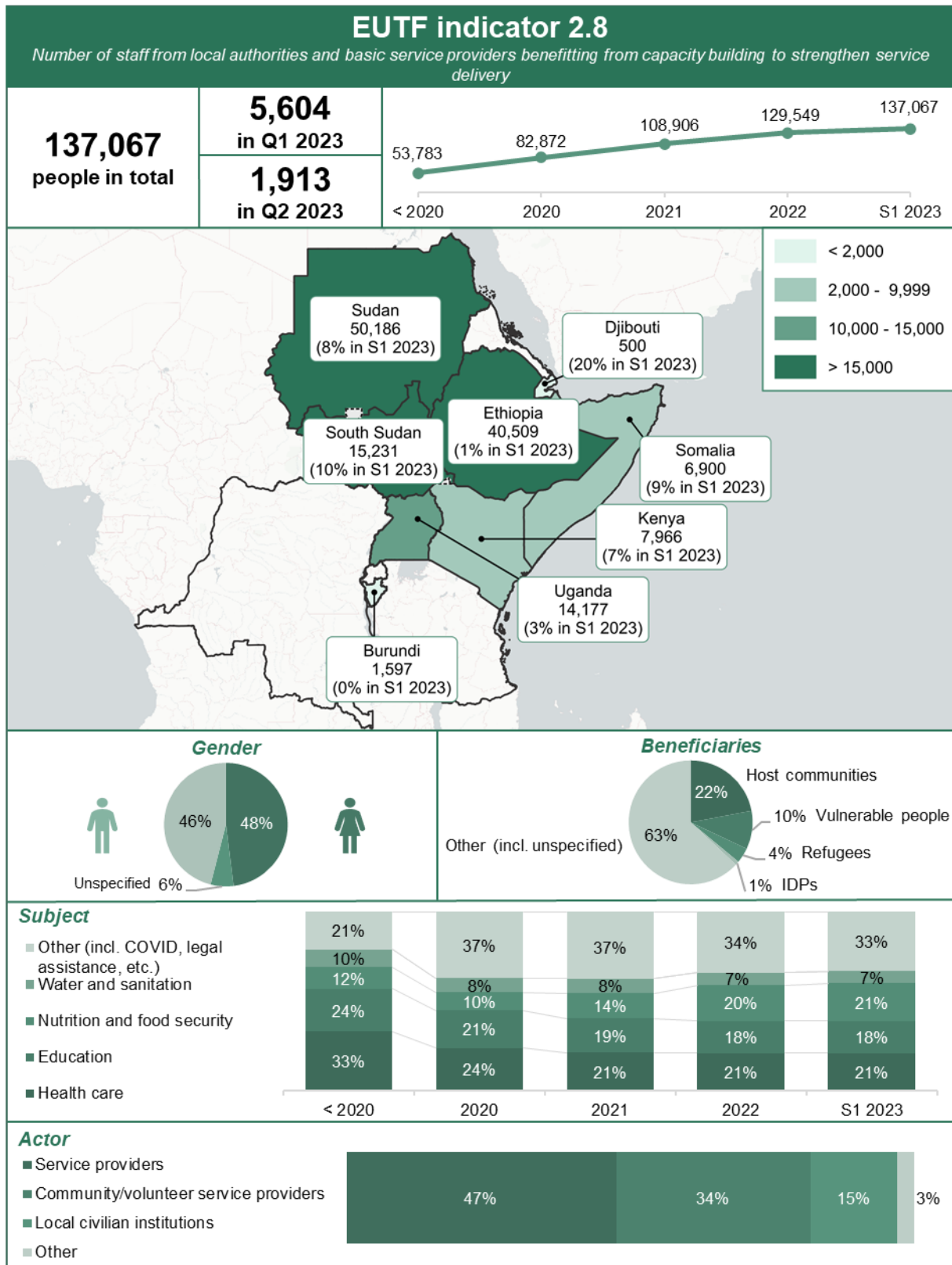
1.6.13. NUMBER OF PEOPLE REACHED BY SENSITISATION CAMPAIGNS ON RESILIENCE-BUILDING PRACTICES AND BASIC RIGHTS (EUTF INDICATOR 2.7)<sup>1</sup>



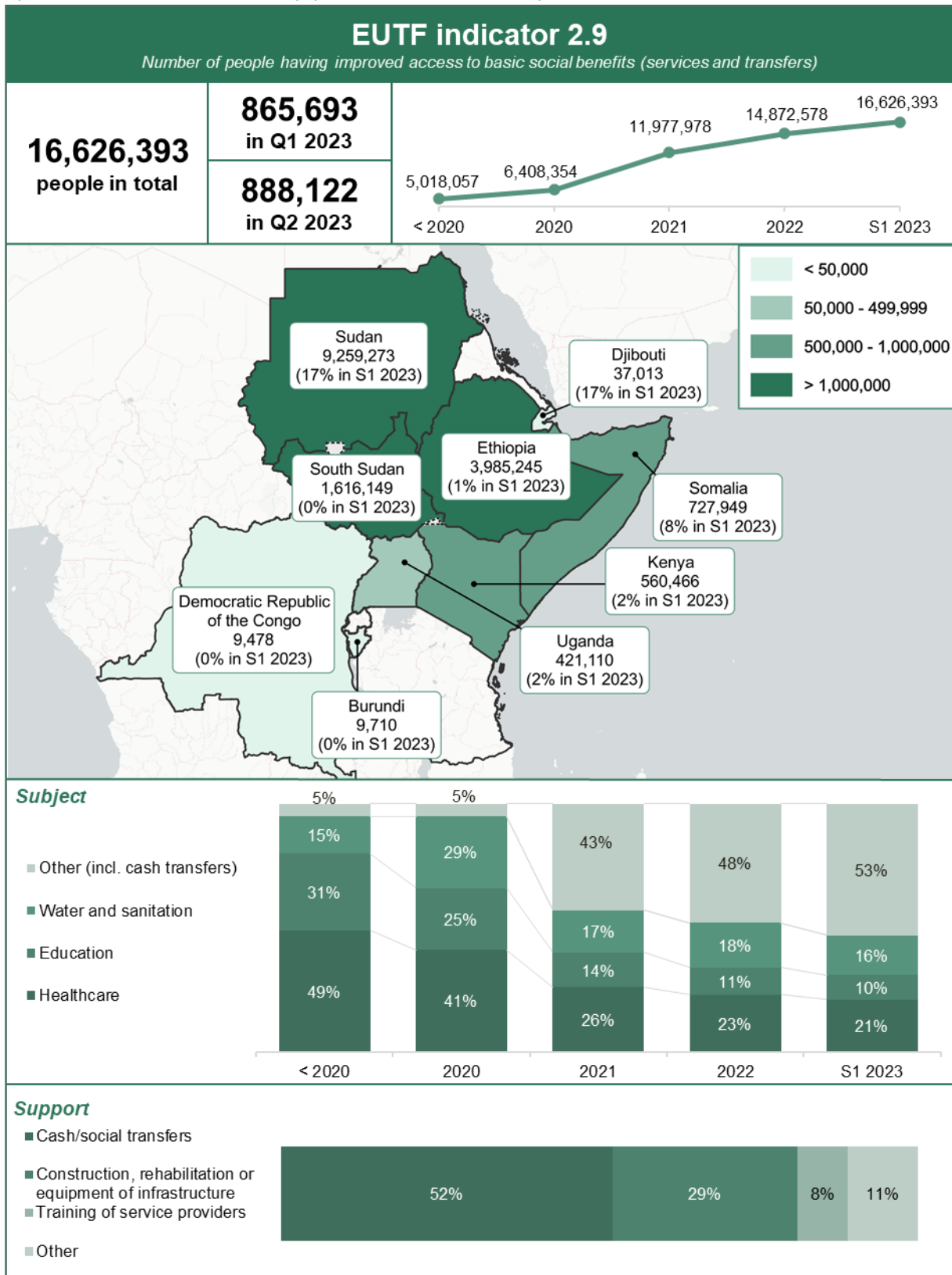
<sup>1</sup> The map in this visual excludes 75 reported beneficiaries for which the country is unspecified.



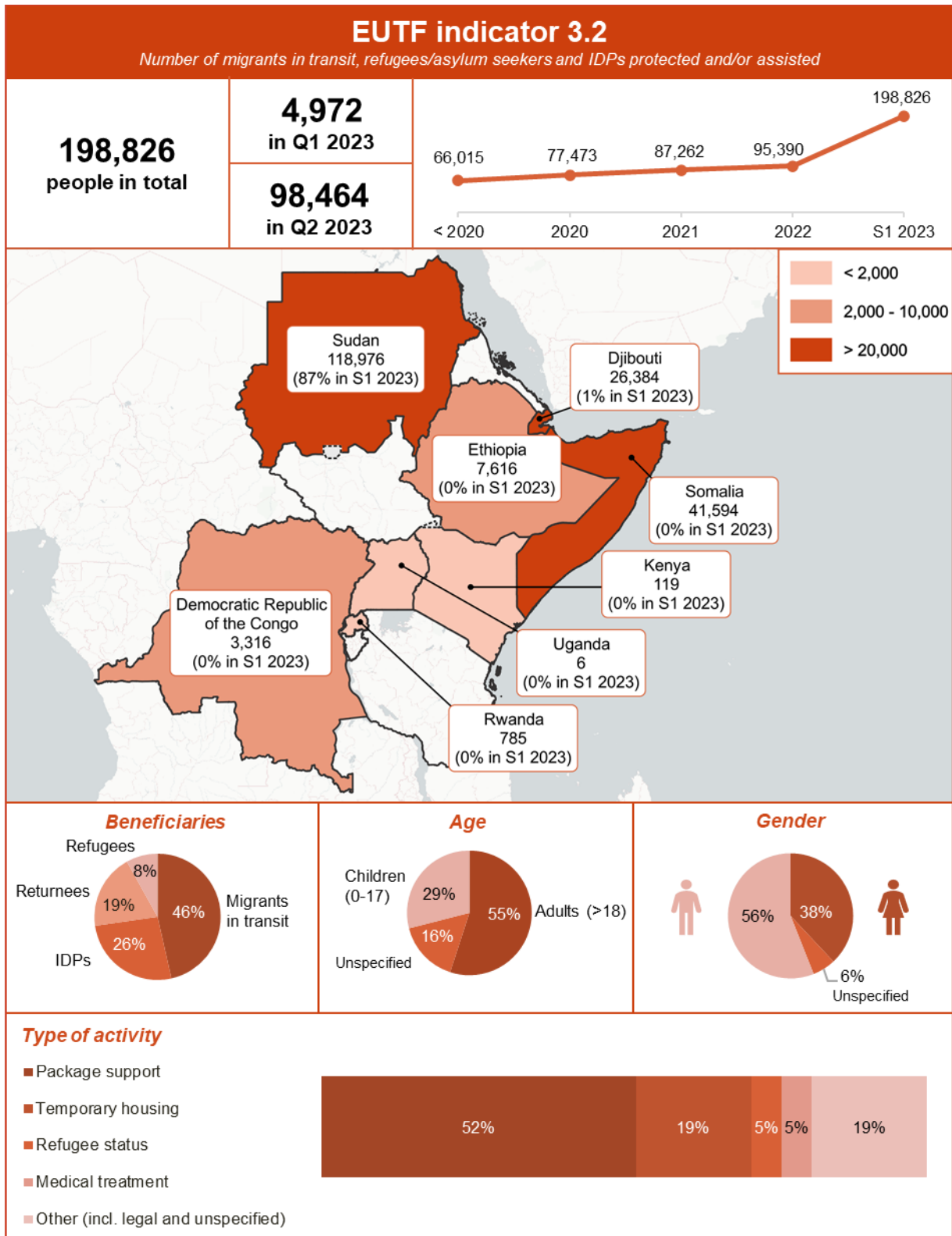
1.6.14. NUMBER OF STAFF FROM LOCAL AUTHORITIES AND BASIC SERVICE PROVIDERS BENEFITTING FROM CAPACITY BUILDING TO STRENGTHEN SERVICE DELIVERY (EUTF INDICATOR 2.8)



1.6.15. NUMBER OF PEOPLE HAVING IMPROVED ACCESS TO BASIC SOCIAL BENEFITS (SERVICES AND TRANSFERS) (EUTF INDICATOR 2.9)

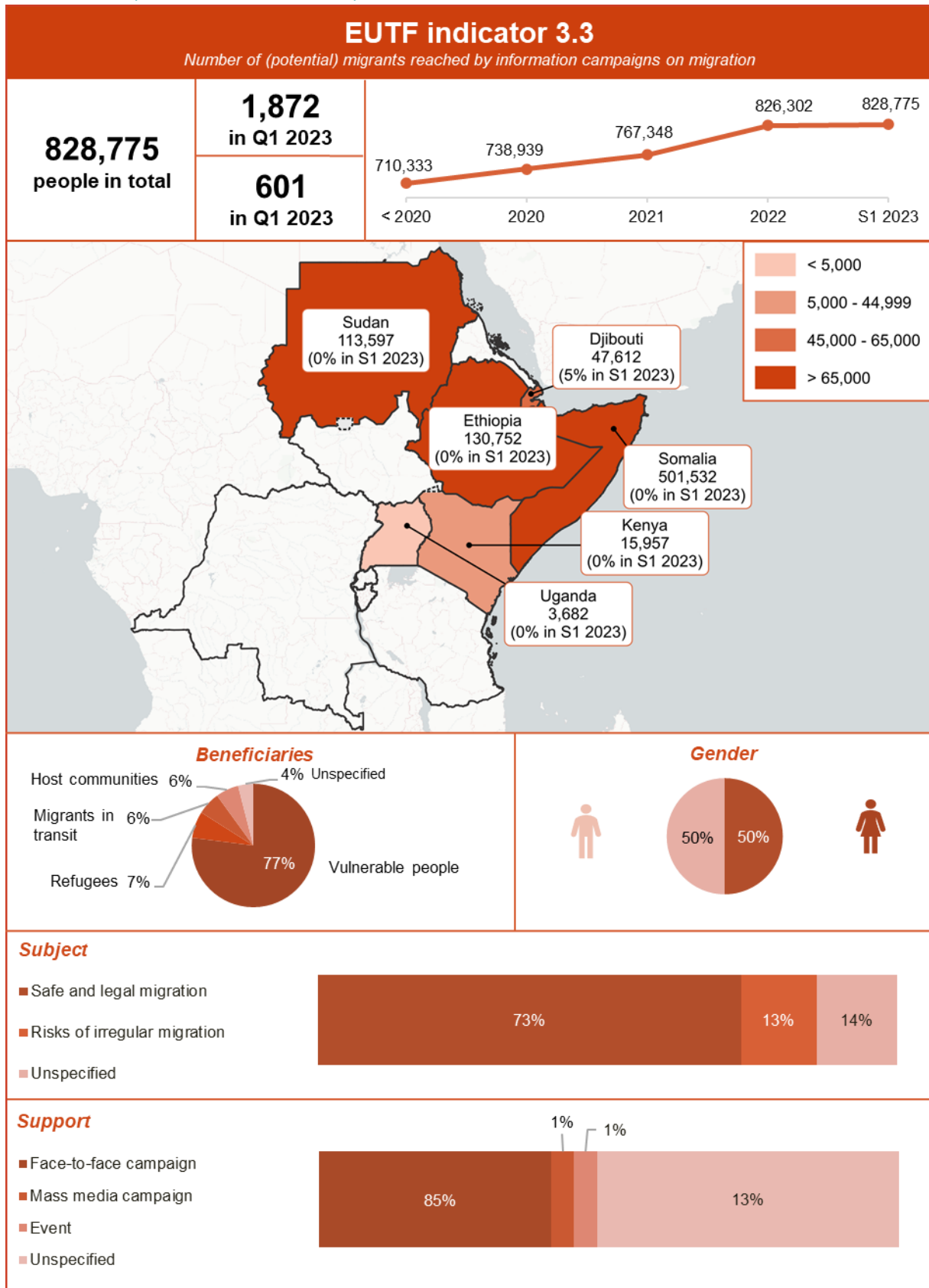


1.6.16. NUMBER OF MIGRANTS IN TRANSIT, REFUGEES/ASYLUM SEEKERS AND IDPS PROTECTED AND/OR ASSISTED (EUTF INDICATOR 3.2)<sup>1</sup>



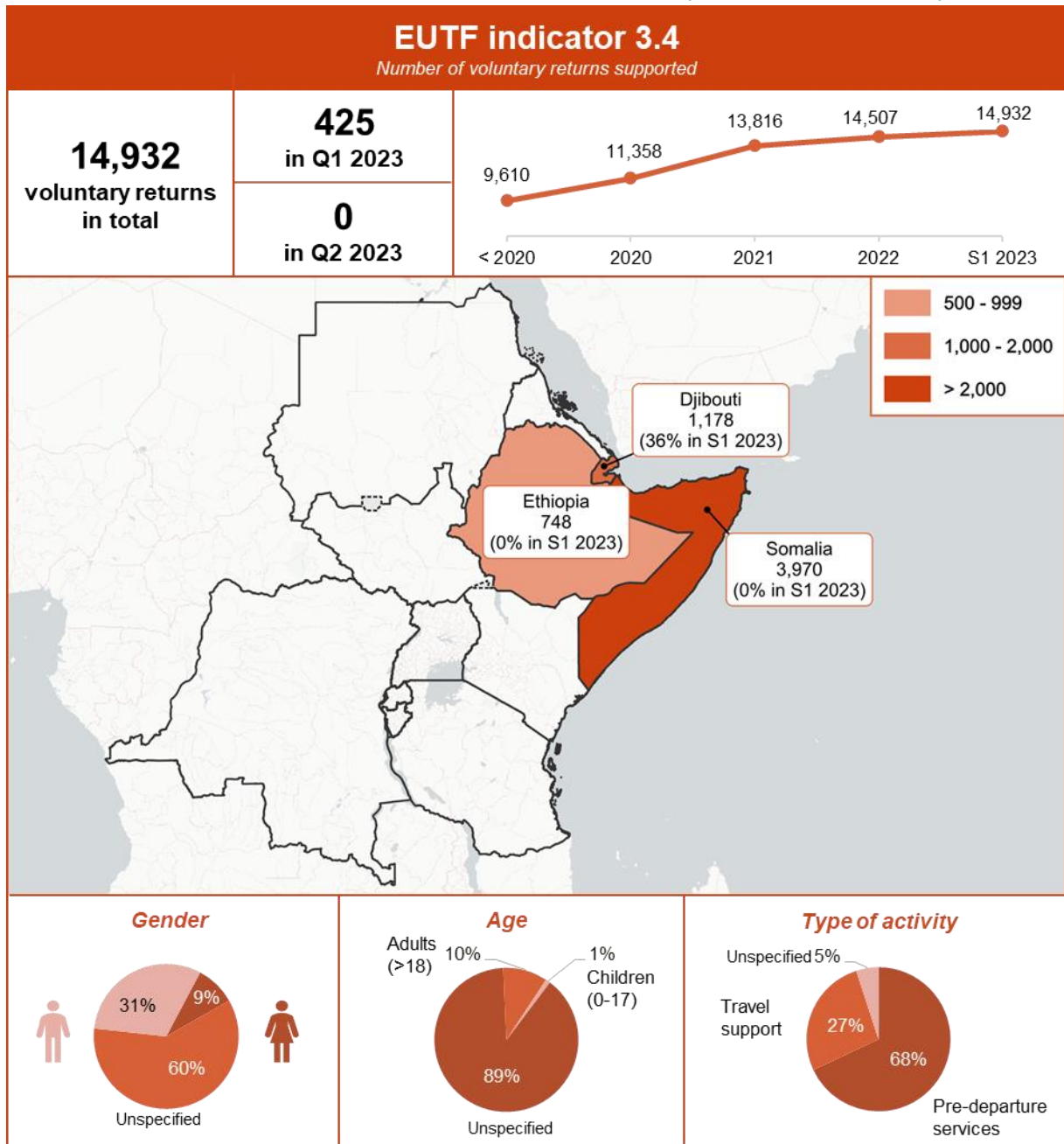
<sup>1</sup> The map in this visual excludes 17 reported beneficiaries for which the country is unspecified.

1.6.17. NUMBER OF (POTENTIAL) MIGRANTS REACHED BY INFORMATION CAMPAIGNS ON MIGRATION (EUTF INDICATOR 3.3)<sup>1</sup>



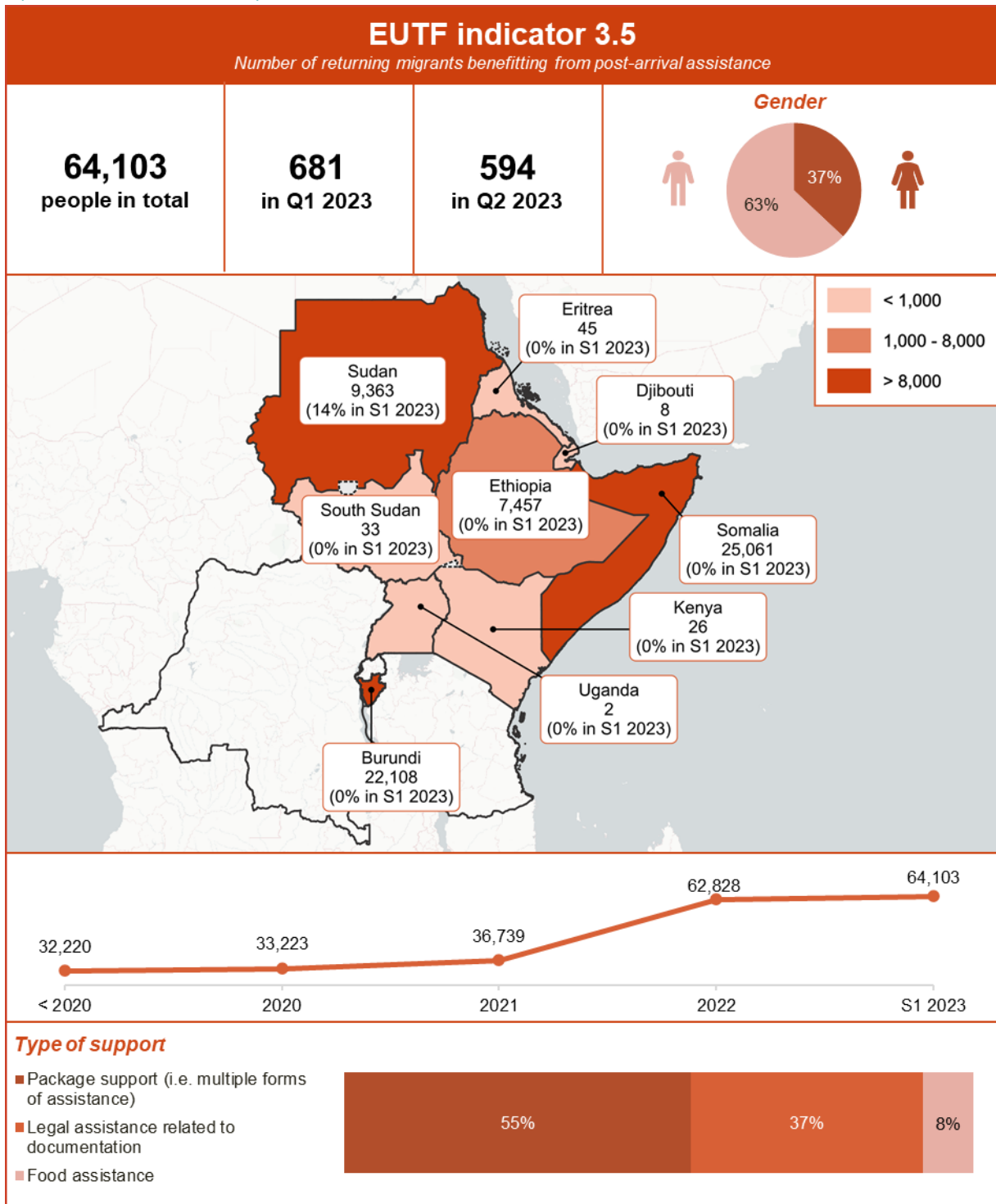
<sup>1</sup> The map in this visual excludes 15,643 reported beneficiaries for which the country is unspecified.

1.6.18. NUMBER OF VOLUNTARY RETURNS SUPPORTED (EUTF INDICATOR 3.4)<sup>1</sup>

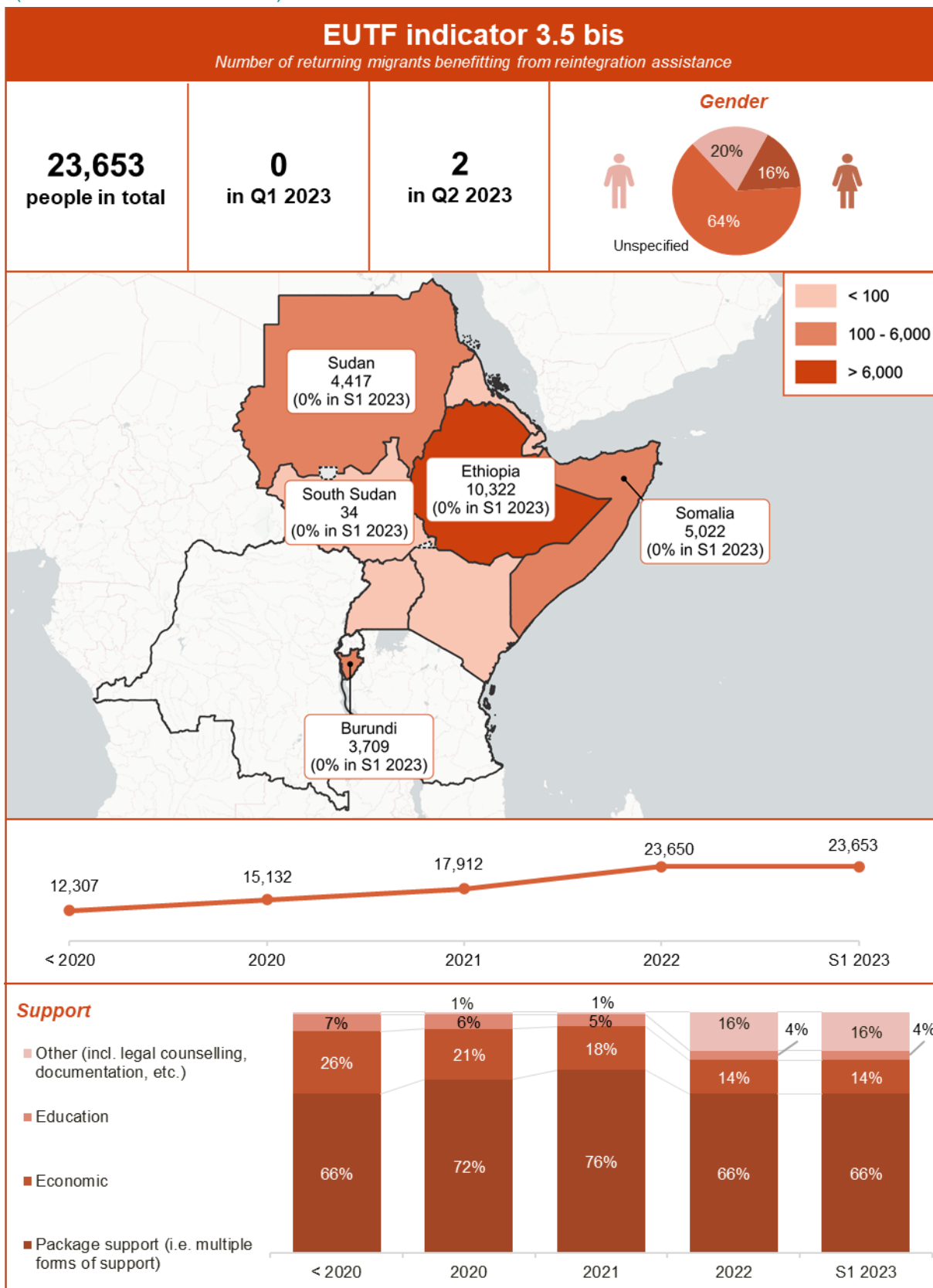


<sup>1</sup> The map in this visual excludes 9,036 reported beneficiaries for which the country is unspecified.  
EUTF MLS HoA S1 2023 REPORT – ANNEXES

1.6.19. NUMBER OF RETURNING MIGRANTS BENEFITTING FROM POST-ARRIVAL ASSISTANCE (EUTF INDICATOR 3.5)

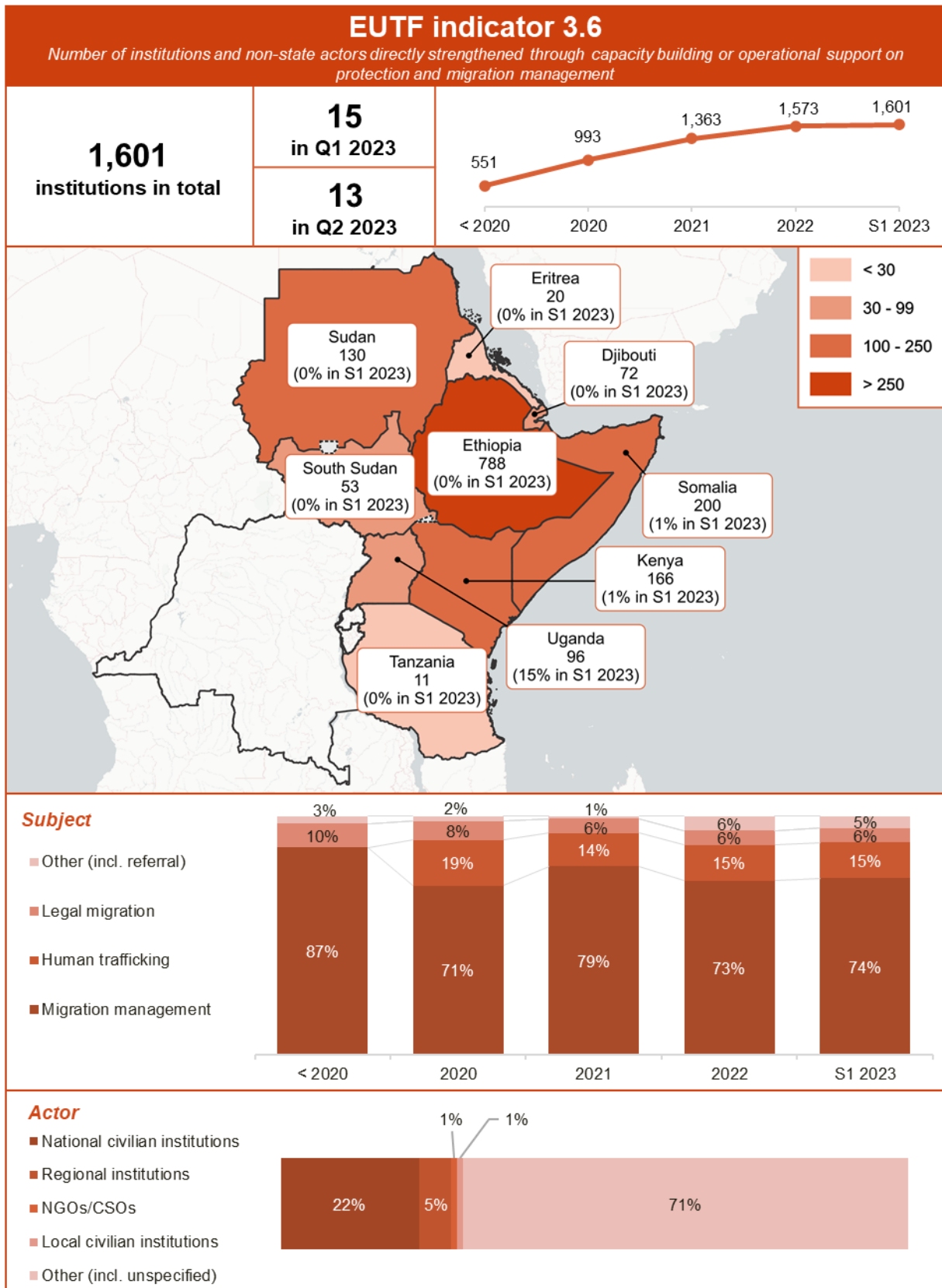


1.6.20. NUMBER OF RETURNING MIGRANTS BENEFITTING FROM REINTEGRATION ASSISTANCE (EUTF INDICATOR 3.5 BIS)<sup>1</sup>



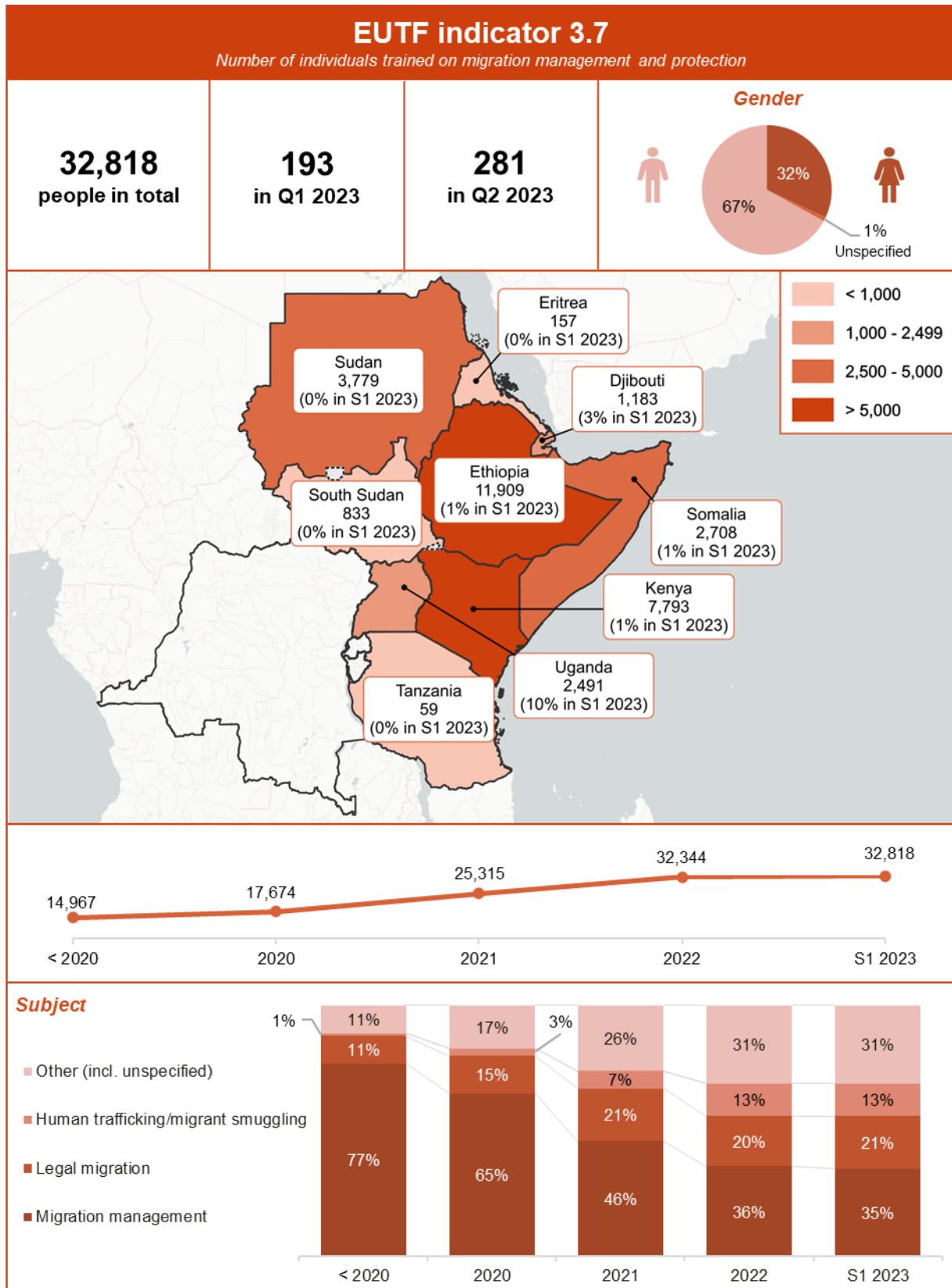
<sup>1</sup> The map in this visual excludes 148 reported beneficiaries for which the country is unspecified.

1.6.21. NUMBER OF INSTITUTIONS AND NON-STATE ACTORS DIRECTLY STRENGTHENED THROUGH CAPACITY BUILDING OR OPERATIONAL SUPPORT ON PROTECTION AND MIGRATION MANAGEMENT (EUTF INDICATOR 3.6)<sup>1</sup>





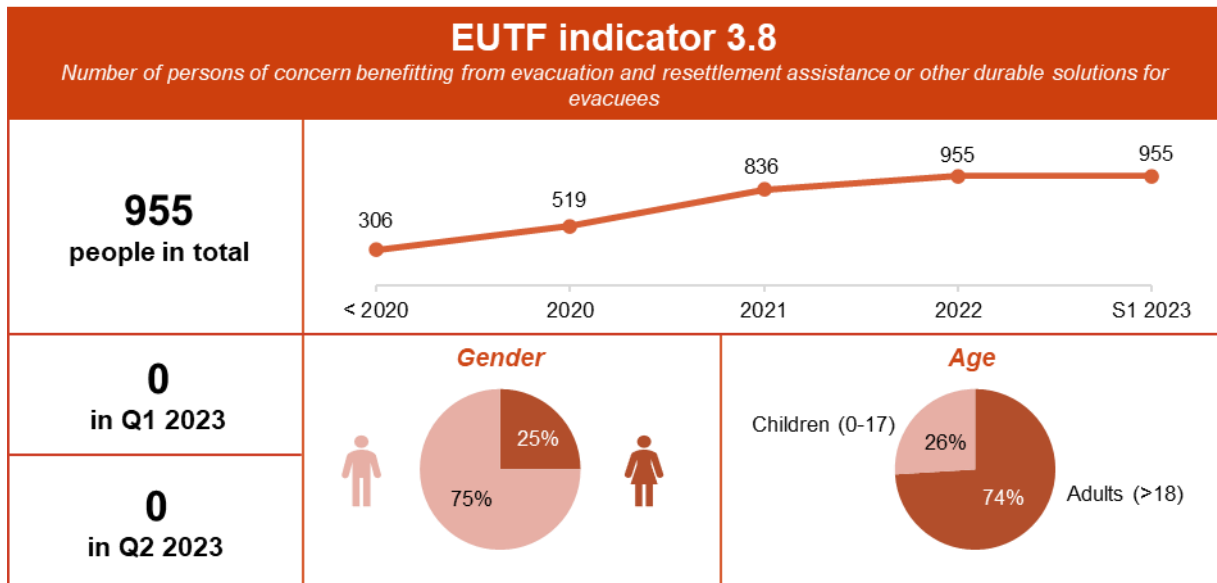
1.6.22. NUMBER OF INDIVIDUALS TRAINED ON MIGRATION MANAGEMENT AND PROTECTION (EUTF INDICATOR 3.7)<sup>2</sup>



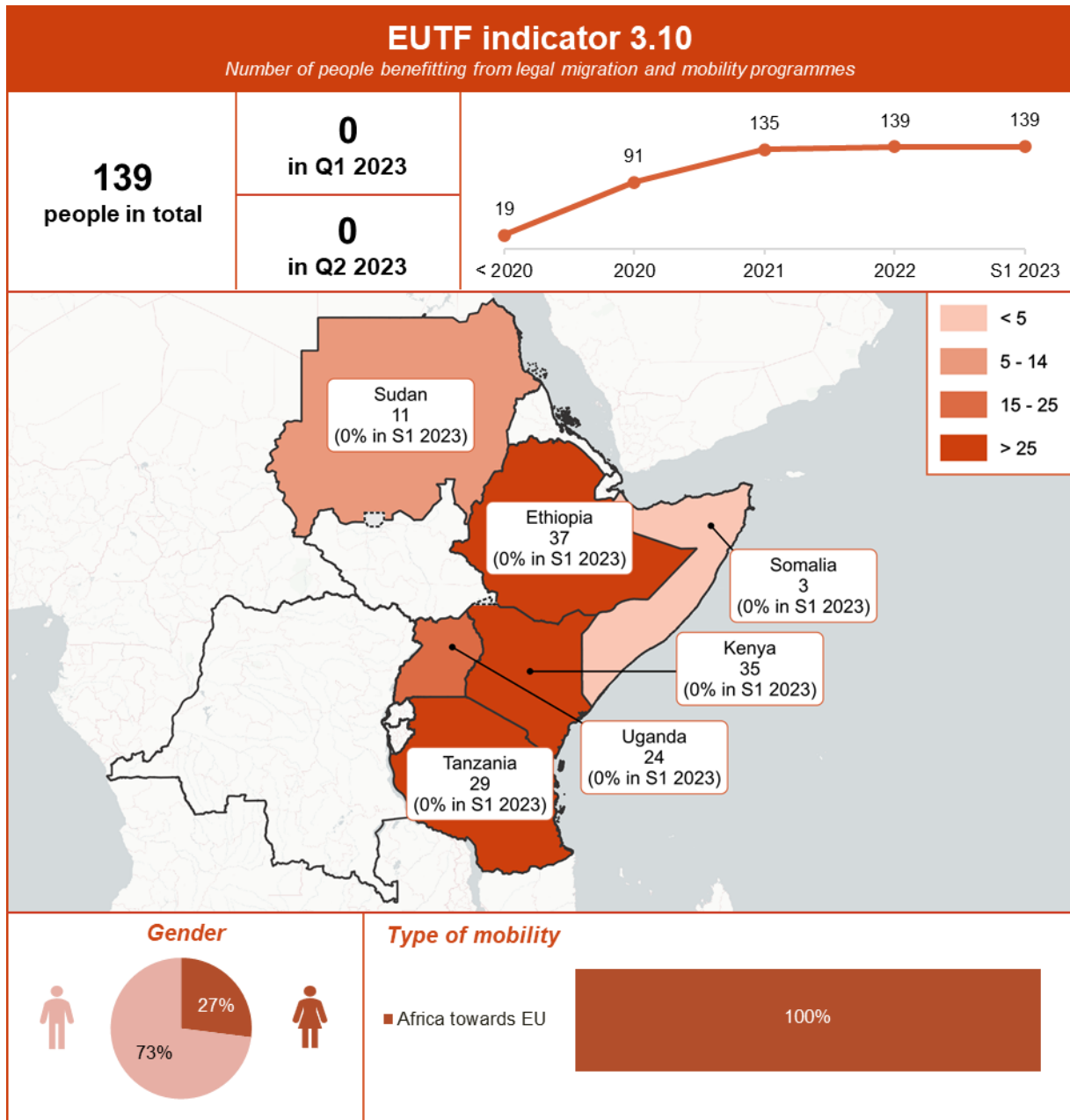
<sup>1</sup> The map in this visual excludes 65 reported institutions for which the country is unspecified.

<sup>2</sup> The map in this visual excludes 1,906 reported beneficiaries for which the country is unspecified.

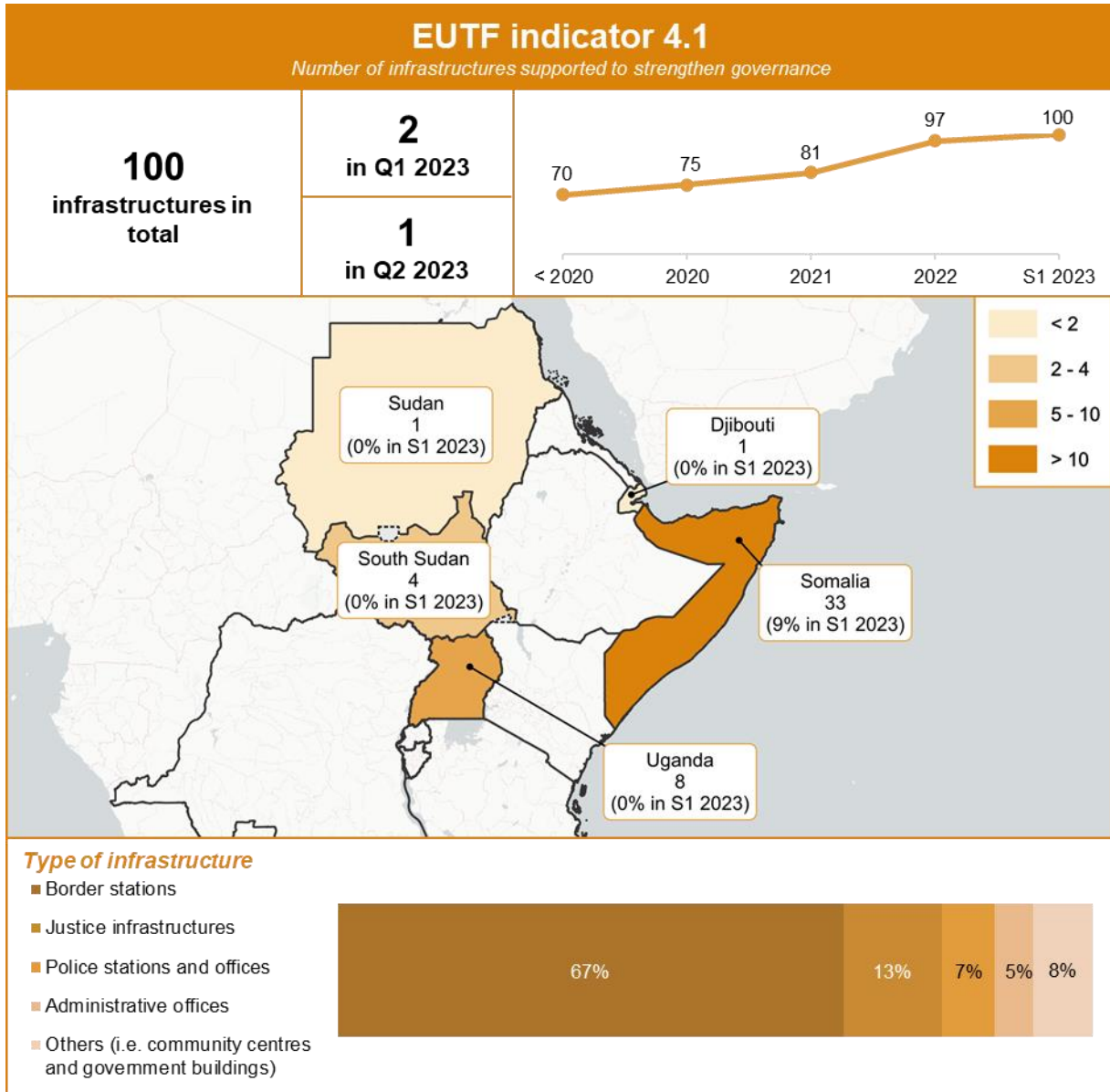
1.6.23. NUMBER OF PEOPLE OF CONCERN BENEFITTING FROM EVACUATION AND RESETTLEMENT ASSISTANCE OR OTHER DURABLE SOLUTIONS FOR EVACUEES (EUTF INDICATOR 3.8)



1.6.24. NUMBER OF PEOPLE BENEFITTING FROM LEGAL MIGRATION AND MOBILITY PROGRAMMES (EUTF INDICATOR 3.10)

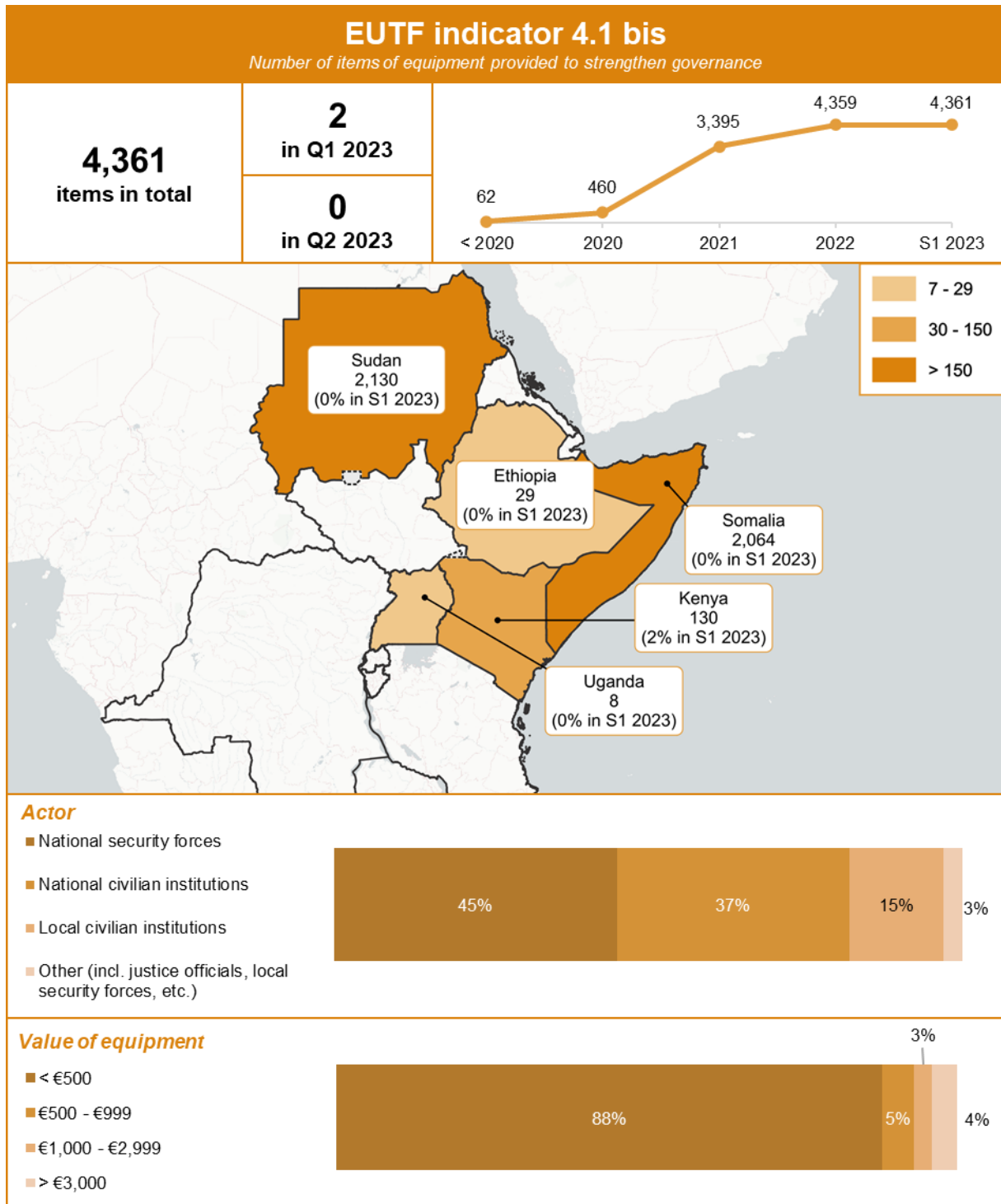


1.6.25. NUMBER OF INFRASTRUCTURES SUPPORTED TO STRENGTHEN GOVERNANCE (EUTF INDICATOR 4.1)<sup>1</sup>

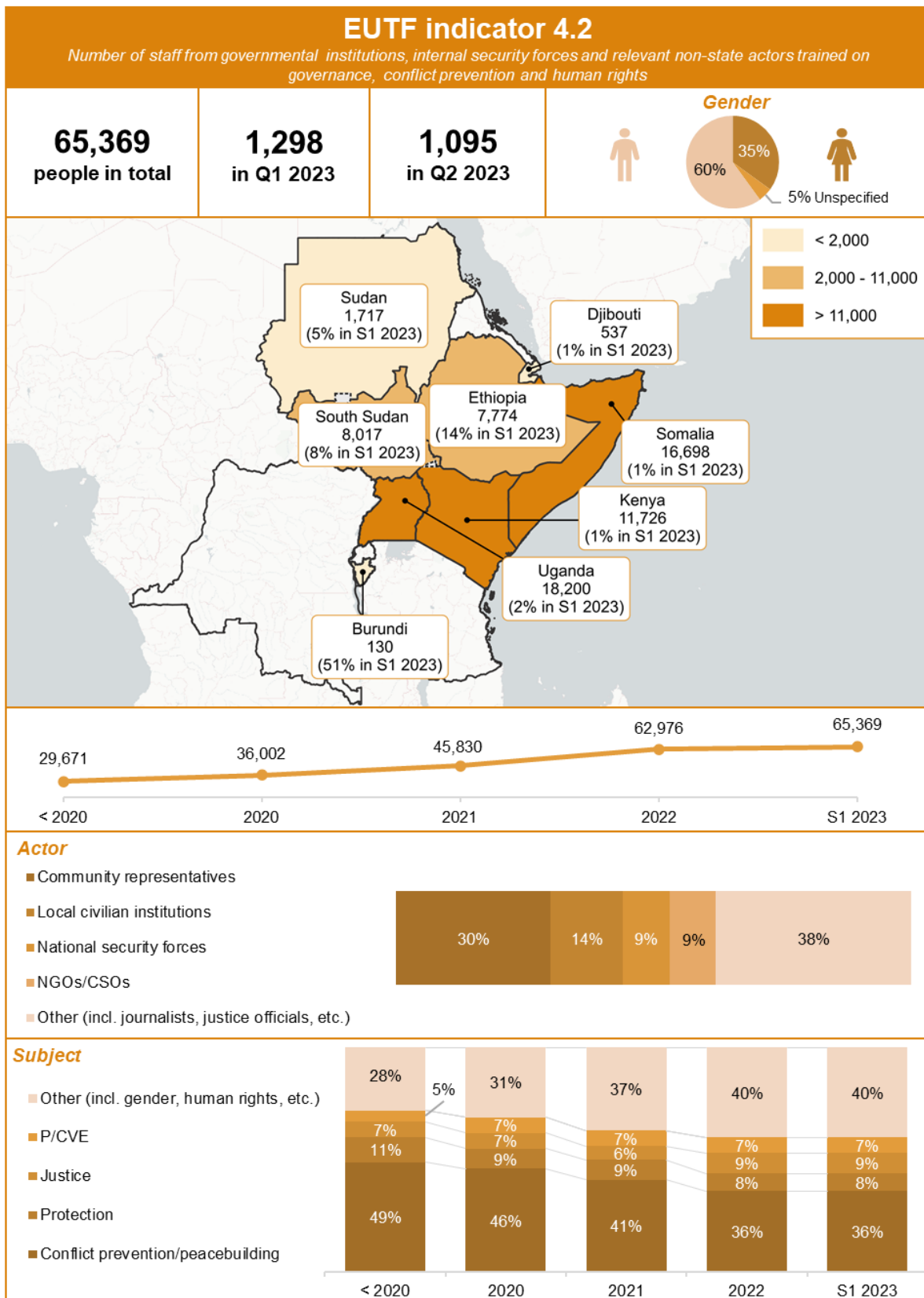


<sup>1</sup> The map in this visual excludes 53 reported infrastructures for which the country is unspecified.

1.6.26. NUMBER OF ITEMS OF EQUIPMENT PROVIDED TO STRENGTHEN GOVERNANCE (EUTF INDICATOR 4.1 BIS)

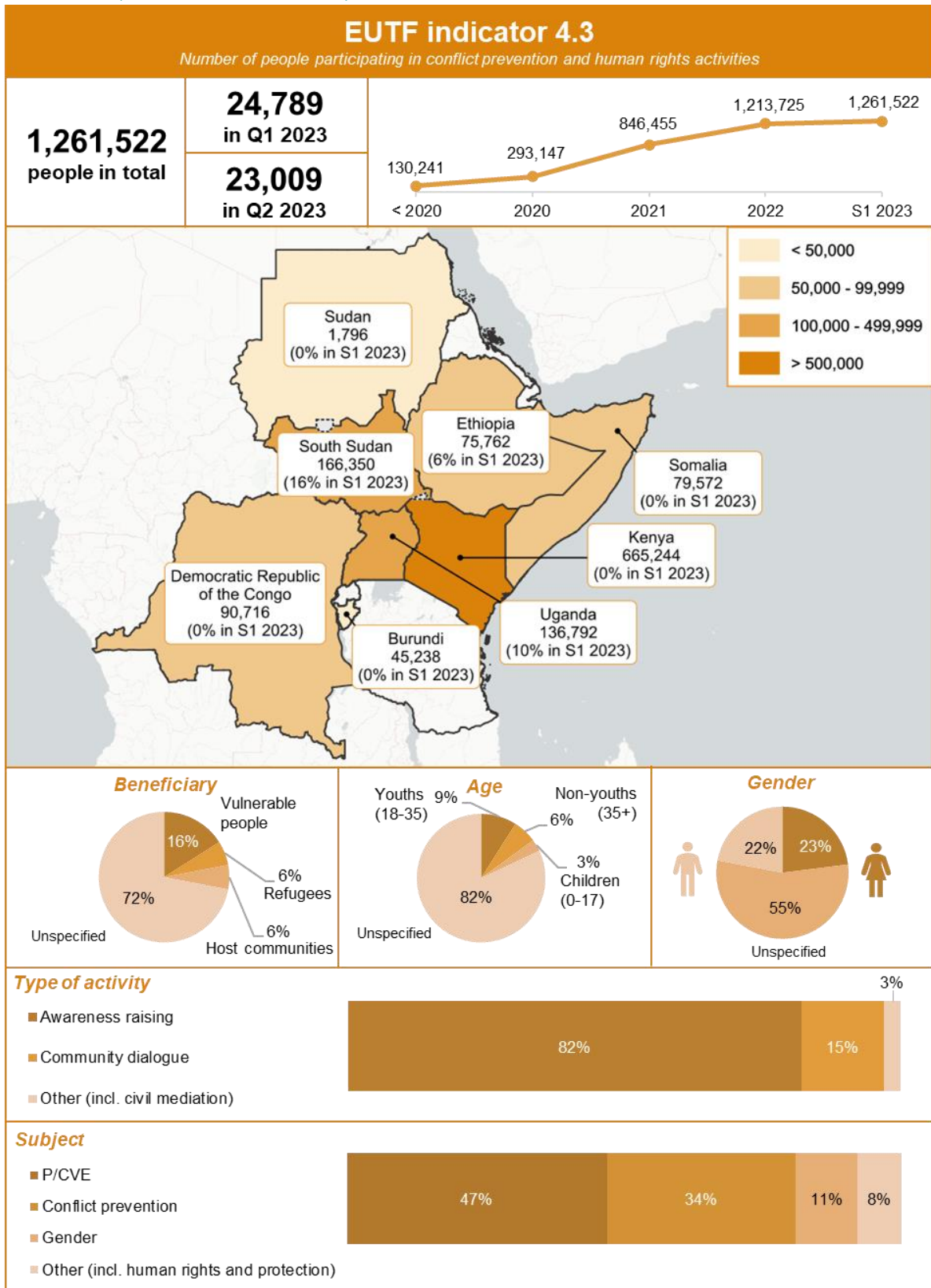


1.6.27. NUMBER OF STAFF FROM GOVERNMENTAL INSTITUTIONS, INTERNAL SECURITY FORCES AND RELEVANT NON-STATE ACTORS TRAINED ON GOVERNANCE, CONFLICT PREVENTION AND HUMAN RIGHTS (EUTF INDICATOR 4.2)<sup>1</sup>



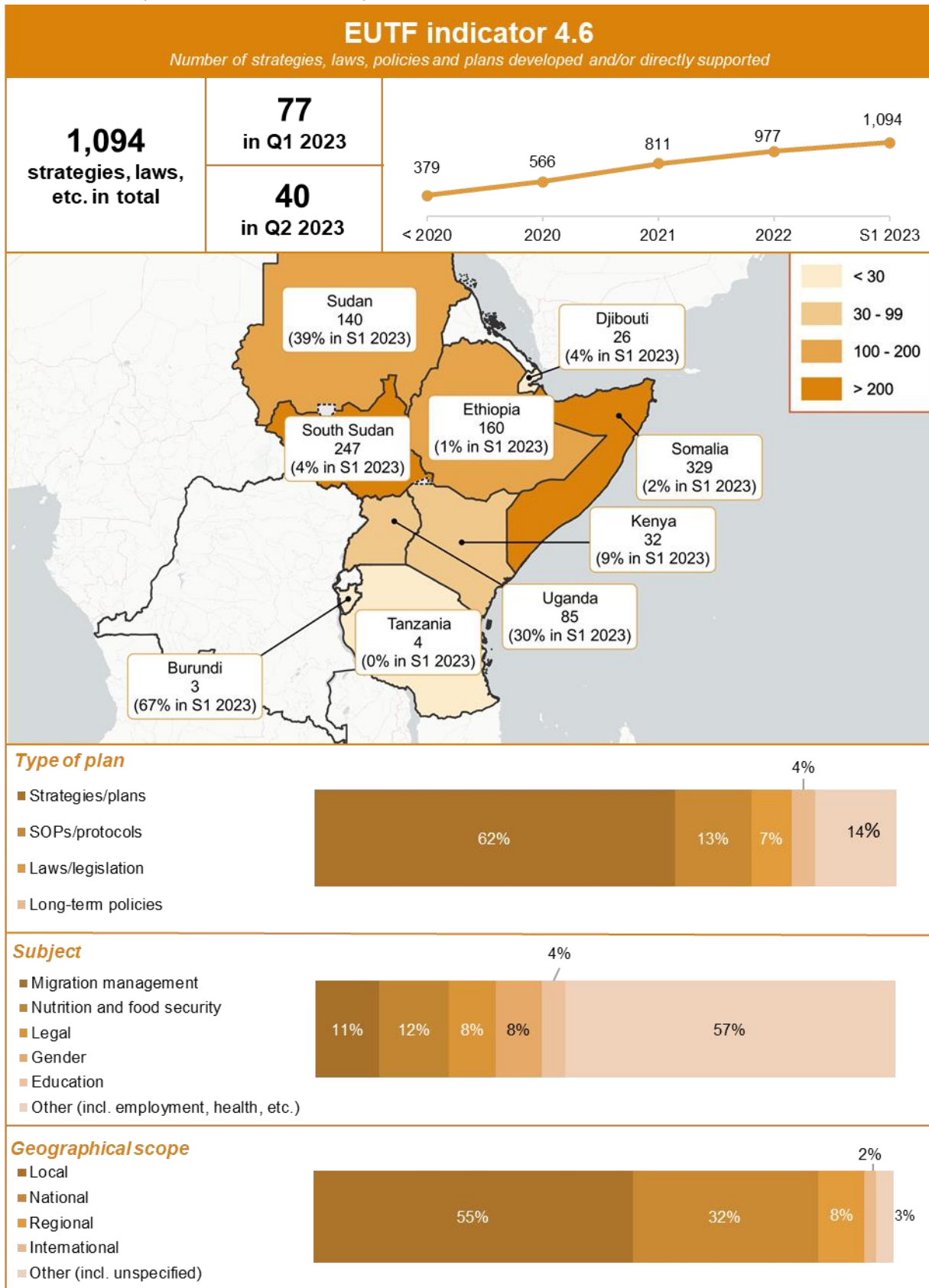
<sup>1</sup> The map in this visual excludes 570 reported staff for which the country is unspecified.

1.6.28. NUMBER OF PEOPLE PARTICIPATING IN CONFLICT PREVENTION AND HUMAN RIGHTS ACTIVITIES (EUTF INDICATOR 4.3)<sup>1</sup>



<sup>1</sup> The map in this visual excludes 52 reported beneficiaries for which the country is unspecified.

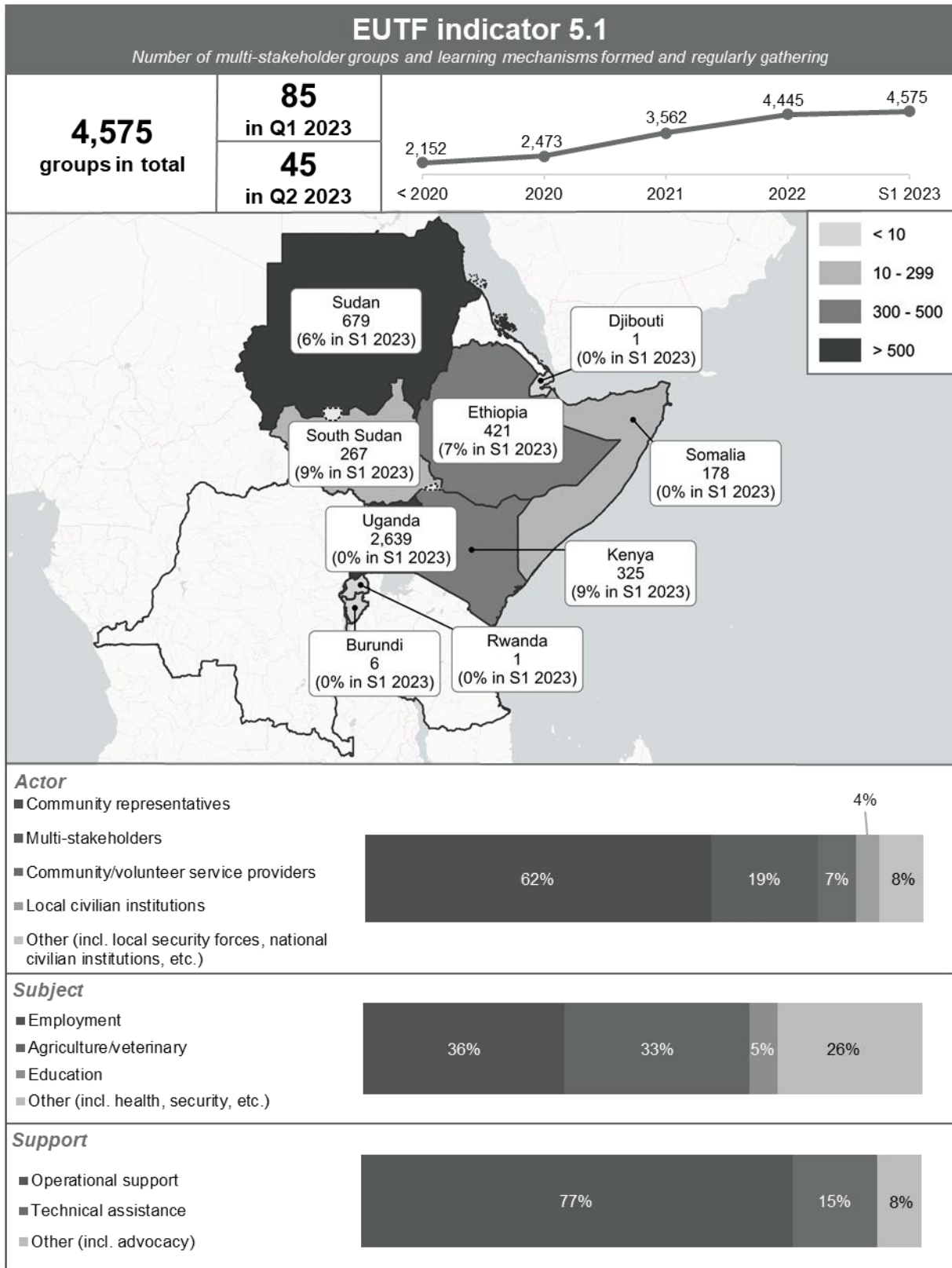
1.6.29. NUMBER OF STRATEGIES, LAWS, POLICIES AND PLANS DEVELOPED AND/OR DIRECTLY SUPPORTED (EUTF INDICATOR 4.6)<sup>1</sup>



<sup>1</sup> The map in this visual excludes 68 reported laws/strategies for which the country is unspecified.



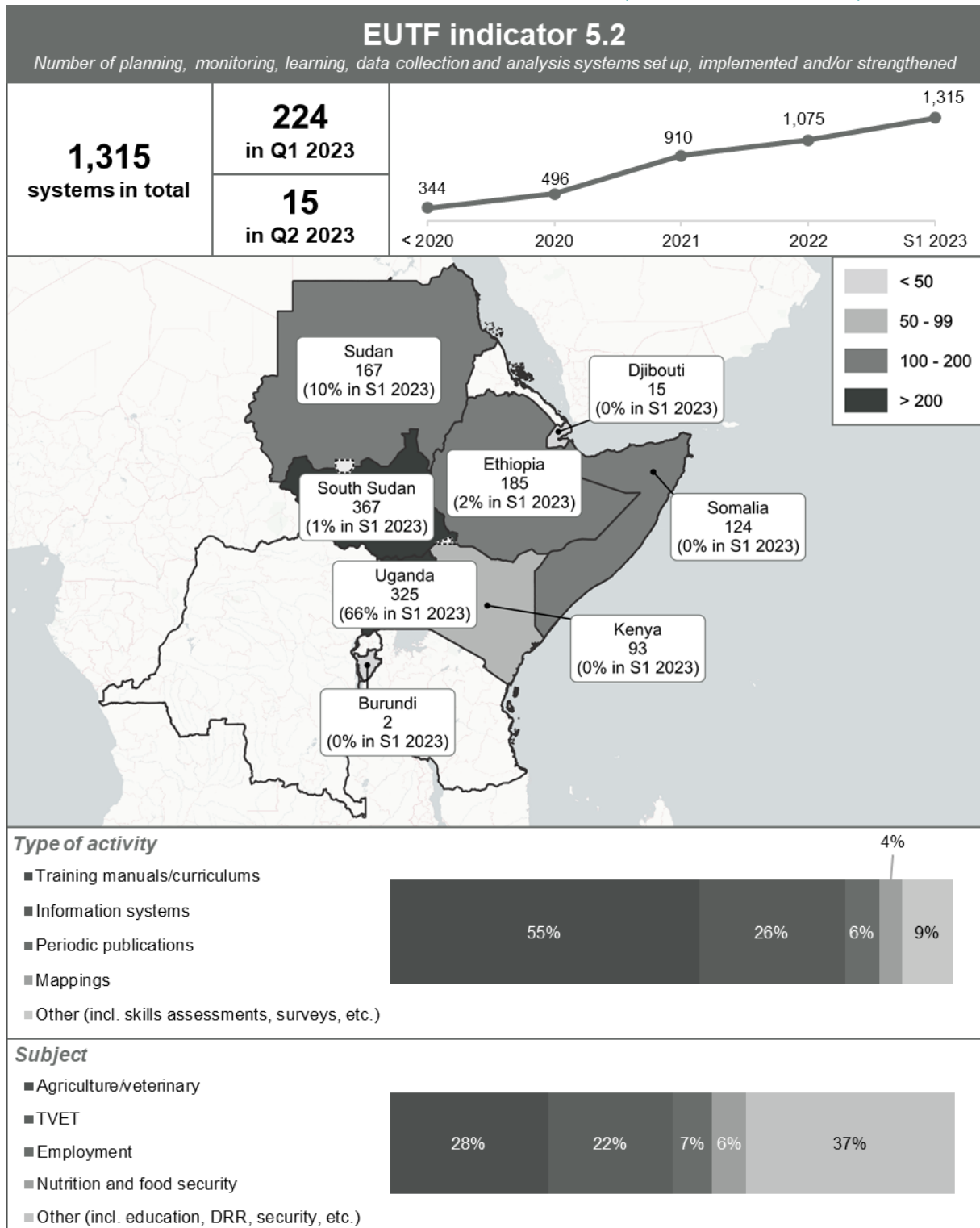
1.6.30. NUMBER OF MULTI-STAKEHOLDER GROUPS AND LEARNING MECHANISMS FORMED AND REGULARLY GATHERING (EUTF INDICATOR 5.1)<sup>1,2</sup>



<sup>1</sup> The map in this visual excludes 59 reported groups for which the country is unspecified.

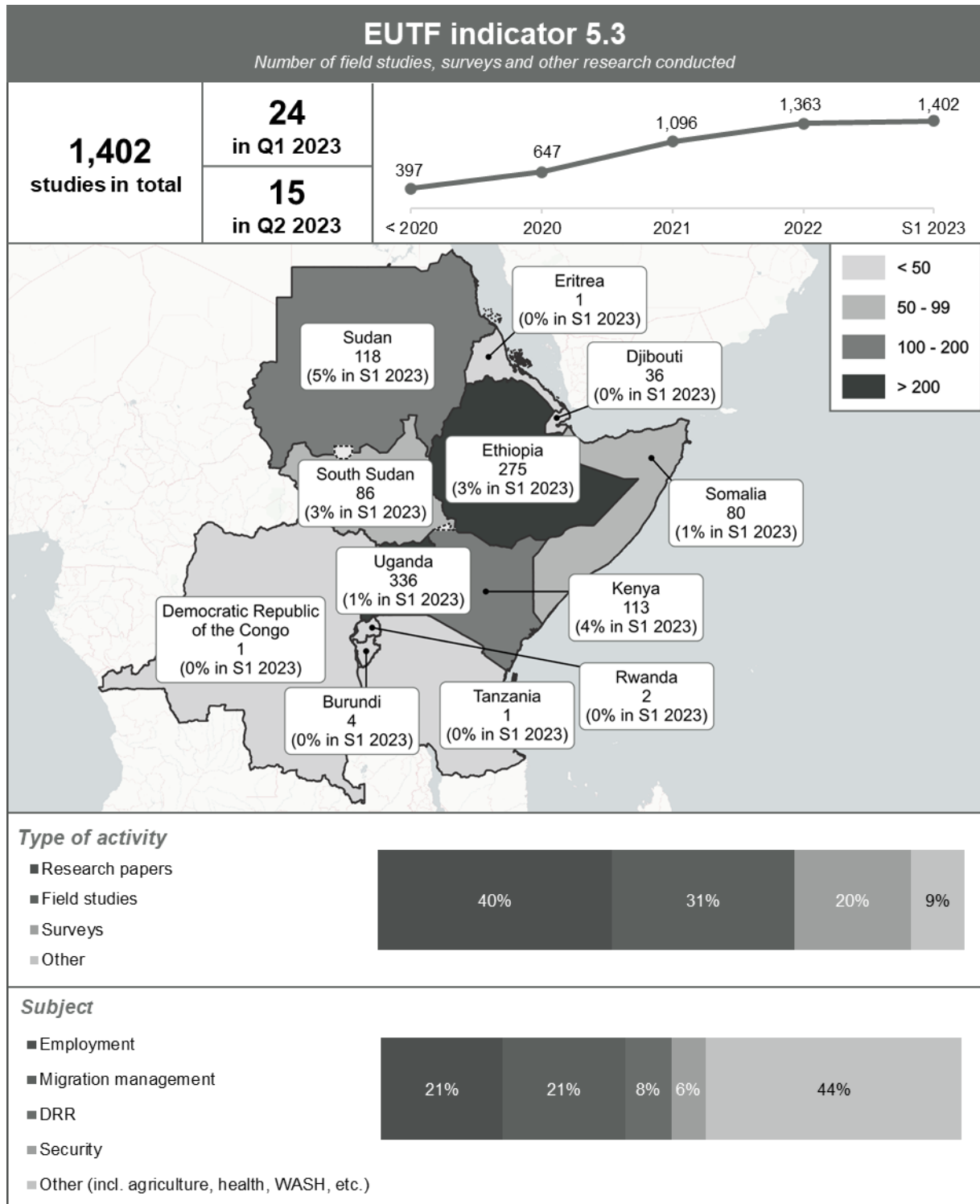
<sup>2</sup> The sum of the values shown in the map and in the above footnote exceeds the total output by one unit due to rounding.

1.6.31. NUMBER OF PLANNING, MONITORING, LEARNING, DATA COLLECTION AND ANALYSIS SYSTEMS SET UP, IMPLEMENTED AND/OR STRENGTHENED (EUTF INDICATOR 5.2)<sup>1</sup>



<sup>1</sup> The map in this visual excludes 37 reported systems for which the country is unspecified.

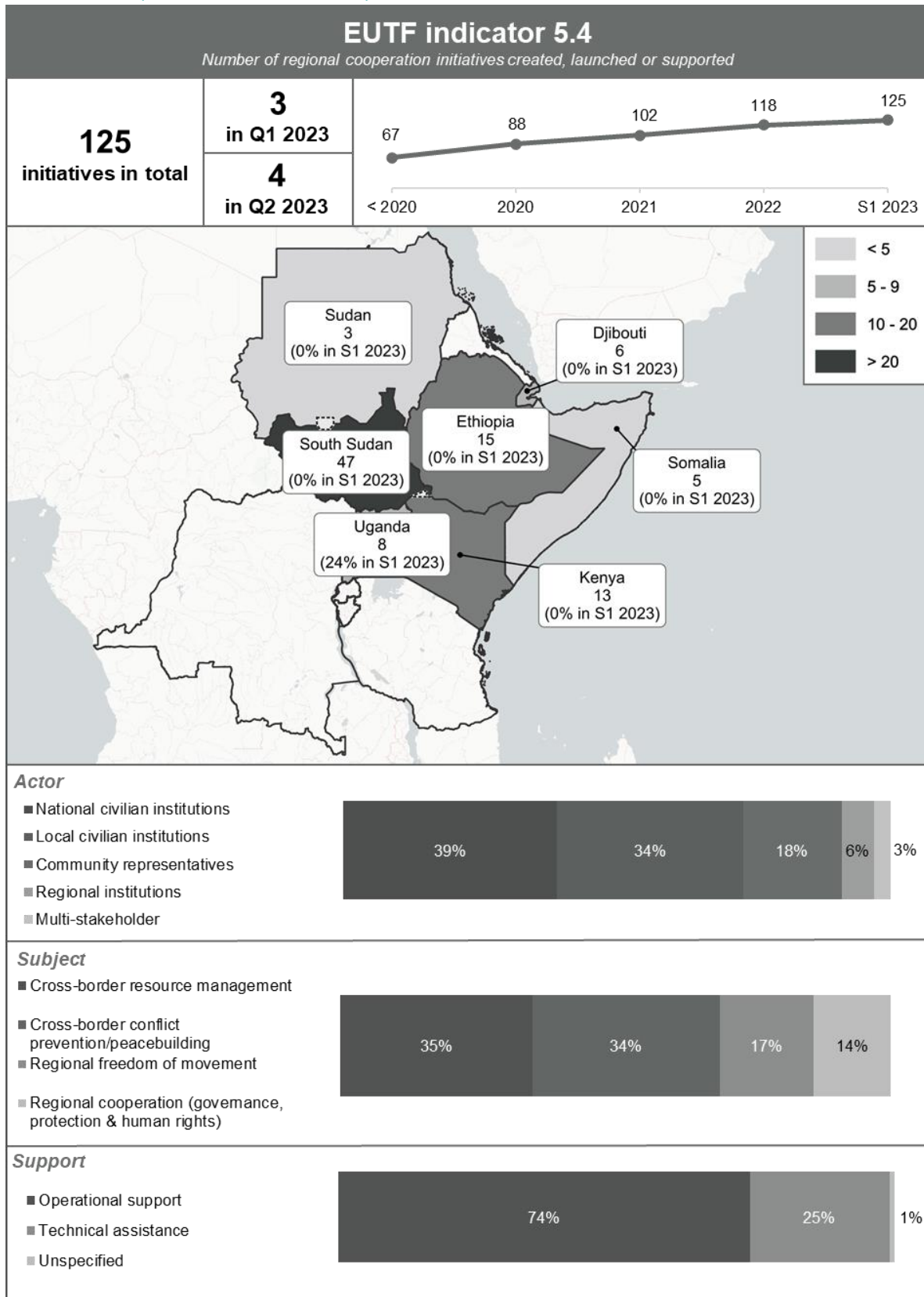
1.6.32. NUMBER OF FIELD STUDIES, SURVEYS AND OTHER RESEARCH CONDUCTED (EUTF INDICATOR 5.3)<sup>1,2</sup>



<sup>1</sup> The map in this visual excludes 350 reported studies for which the country is unspecified.

<sup>2</sup> The sum of the values shown in the map and in the above footnote exceeds the total output by one unit due to rounding.

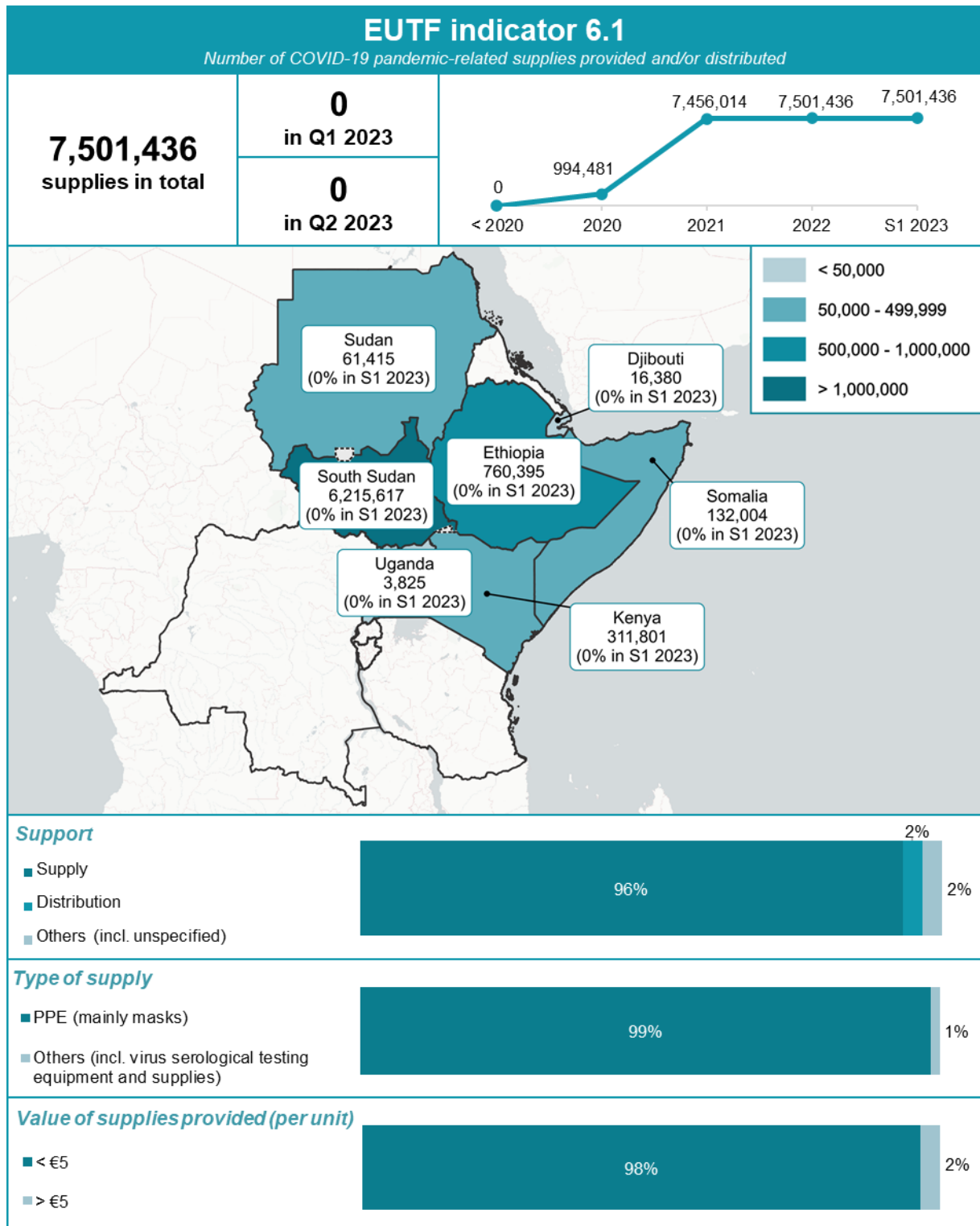
1.6.33. NUMBER OF REGIONAL COOPERATION INITIATIVES CREATED, LAUNCHED OR SUPPORTED (EUTF INDICATOR 5.4)<sup>1,2</sup>



<sup>1</sup> The map in this visual excludes 27 reported initiatives for which the country is unspecified.

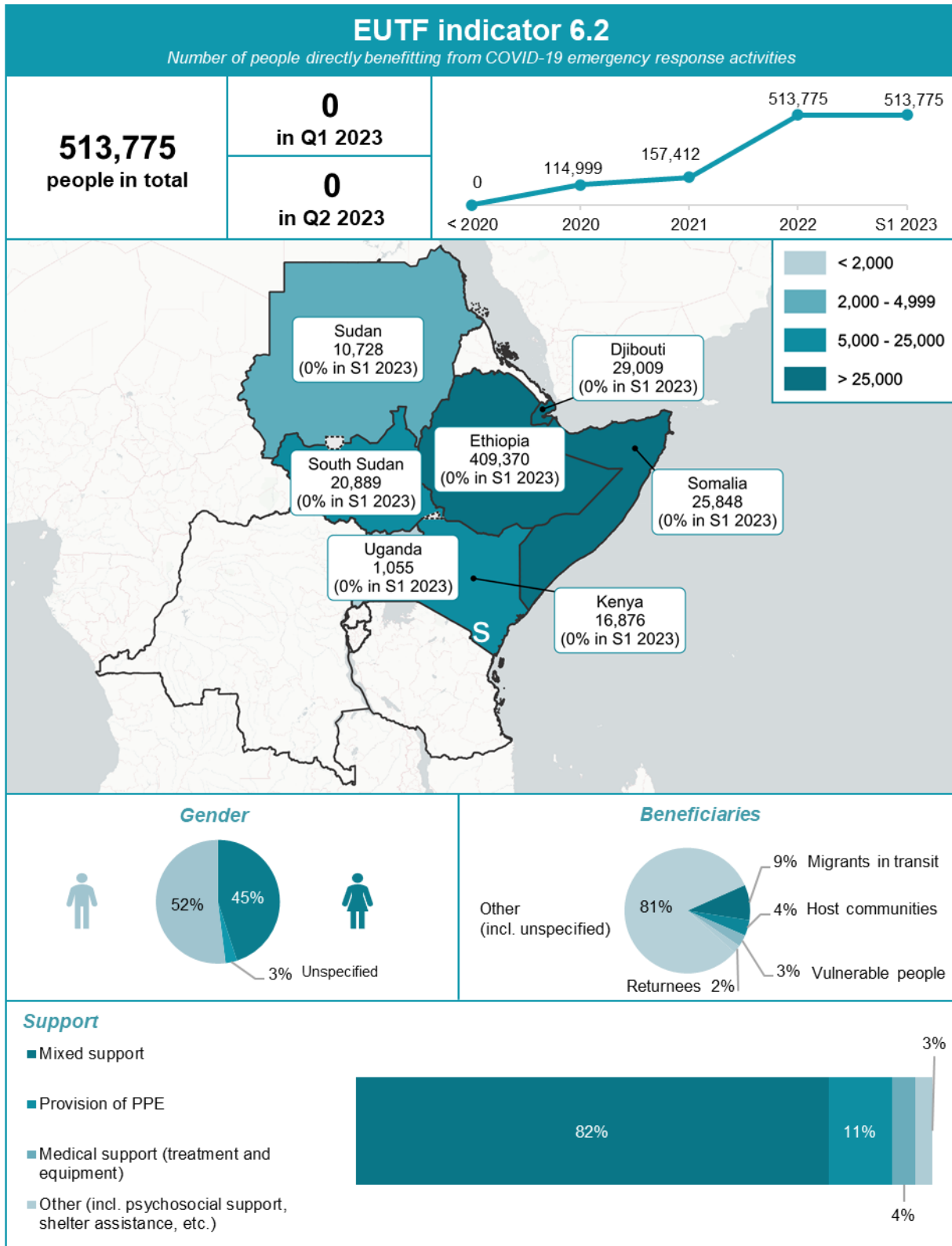
<sup>2</sup> The sum of the values shown in the map and in the above footnote is less than the total output by one unit due to rounding.

1.6.34. NUMBER OF COVID-19 PANDEMIC-RELATED SUPPLIES PROVIDED AND/OR DISTRIBUTED (EUTF INDICATOR 6.1)<sup>1</sup>



<sup>1</sup> The sum of the values shown in the map exceeds the total output by one unit due to rounding.

1.6.35. NUMBER OF PEOPLE DIRECTLY BENEFITTING FROM COVID-19 EMERGENCY RESPONSE ACTIVITIES (EUTF INDICATOR 6.2)



1.6.36. NUMBER OF ENTITIES BENEFITTING FROM COVID-19 EMERGENCY RESPONSE ACTIVITIES (EUTF INDICATOR 6.3)

