



# EUTF Monitoring and Learning System Horn of Africa

## Annexes

2023 ANNUAL REPORT

COVERING UNTIL 31 DECEMBER 2023

Altai Consulting for the European Union – July 2024



Funded by  
the European Union



© 2024 Altai Consulting. All rights reserved.

Licensed to the European Union under conditions.

Unless specified otherwise, all pictures in this report are credited to Altai Consulting.

This publication was produced with the financial support of the European Union through the European Union Emergency Trust Fund for Africa (EUTF). Its contents are the sole responsibility of Altai Consulting and do not necessarily reflect the views of the European Union.

Cover photo: Members of the 'Good Neighbour' Savings and Development Committee receiving post-harvest handling training from SUPREME Livelihoods WV during their harvest of sesame seeds in Omugo Refugee Settlement in Terego District, Uganda.

© World Vision

## ALTAI CONSULTING

Altai Consulting provides research and monitoring & evaluation services to public institutions and international organisations in developing countries.

Our teams operate in more than 50 countries in Africa, the Middle East and Central Asia. Since its inception 19 years ago, Altai Consulting has developed a strong focus on migration, governance and sustainable development research and programme evaluations.

### Contact Details:

Justine Rubira (Director): [jrubira@altaiconsulting.com](mailto:jrubira@altaiconsulting.com)

Eric Davin (Altai Partner): [edavin@altaiconsulting.com](mailto:edavin@altaiconsulting.com)

[www.altaiconsulting.com](http://www.altaiconsulting.com)

# CONTENTS

<b>ANNEXES .....</b>	<b>4</b>
1.1. List of projects in the report .....	4
1.2. Completed programmes in the 2023 annual report.....	14
1.3. List of indicators .....	18
1.4. Changes and corrections.....	19
1.5. One pager per indicator.....	33



# ANNEXES

## 1.1. LIST OF PROJECTS IN THE REPORT<sup>1,2</sup>

Programme Name	EUTF ID	Project Name	Lead IP	EUTF Budget and Status
<b>Regional</b>				
<i>Better Migration Management Programme (BMM)</i>	<i>T05-EUTF-HoA-REG-09-01</i>	<i>Better Migration Management Programme – GIZ (BMM)</i>	<i>GIZ</i>	<i>€40,000,000 (completed)</i>
	<i>T05-EUTF-HoA-REG-78-01</i>	<i>Better Migration Management Programme Phase II – GIZ (BMM II)</i>	<i>GIZ</i>	<i>€30,000,000 (completed)</i>
<b>Research and Evidence Facility (SOAS)</b>	<i>T05-EUTF-HoA-REG-10-01</i>	<i>Research and Evidence Facility (REF)</i>	<i>SOAS</i>	<i>€ 3,559,670 (completed)</i>
	<b>T05-EUTF-HoA-REG-10-02</b>	<b>Research and Evidence Facility (REF II)</b>	<b>SOAS</b>	<b>€2,957,636</b>
<b>Towards Free Movement of Persons and Transhumance (Free Movement)</b>	<i>T05-EUTF-HoA-REG-19-02</i>	<i>Free Movement of persons and Transhumance in the IGAD Region - Improving Opportunities for Regular Labour Mobility (Free Movement ILO)</i>	<i>ILO</i>	<i>€ 7,713,662 (completed)</i>
	<b>T05-EUTF-HoA-REG-19-01</b>	<b>Towards Free Movement of Persons and Transhumance in the IGAD Region - Direct Grant to IGAD (Free Movement IGAD)</b>	<b>IGAD</b>	<b>€6,800,000</b>
<i>Strengthening the ability of IGAD to promote resilience (Strengthening Resilience)</i>	<i>T05-EUTF-HoA-REG-20-02</i>	<i>Strengthening the ability of IGAD to promote resilience in the Horn of Africa - Direct Grant to IGAD (Strengthening Resilience IGAD)</i>	<i>IGAD</i>	<i>€ 1,253,511 (completed)</i>
	<i>T05-EUTF-HoA-REG-20-01</i>	<i>Strengthening the ability of IGAD to promote resilience in the Horn of Africa - Delegation agreement to GIZ (Strengthening Resilience GIZ)</i>	<i>GIZ</i>	<i>€ 2,031,480 (completed)</i>
<i>EU-IOM Joint Initiative</i>	<i>T05-EUTF-HoA-REG-25-01</i>	<i>EU-IOM Joint Initiative for Migrant Protection and Reintegration in the Horn of Africa (previously called Regional Reintegration Facility) (EU-IOM JI)</i>	<i>IOM</i>	<i>€64,702,979 (completed)</i>
<i>Collaboration in Cross-Border Areas of the Horn of Africa (Cross-Border)</i>	<i>T05-EUTF-HoA-REG-26-01</i>	<i>Regional Approaches for Sustainable Conflict Management and Integration (Cross-Border PACT RASMI)</i>	<i>PACT</i>	<i>€2,672,250 (completed)</i>
	<i>T05-EUTF-HoA-REG-26-02</i>	<i>Building Opportunities for Resilience in the Horn of Africa (Cross-Border BORESHA DRC)</i>	<i>DRC</i>	<i>€13,141,362 (completed)</i>
	<i>T05-EUTF-HoA-REG-26-03</i>	<i>Collaboration in Cross-Border Areas: Cluster I-Lot 1 (Cross-Border PACT SEEK)</i>	<i>PACT</i>	<i>€2,709,784 (completed)</i>
	<i>T05-EUTF-HoA-REG-26-04</i>	<i>Collaboration in cross-border areas of the horn of Africa region: the Southwest Ethiopia-Northwest Kenya border (Cross-Border VSFG)</i>	<i>VSFG</i>	<i>€ 11,807,731 (completed)</i>
	<i>T05-EUTF-HoA-REG-26-05</i>	<i>Support for effective cooperation and coordination of cross-border initiatives in Southwest Ethiopia, Northwest Kenya, Marsabit-Borana &amp; Dawa, and Kenya-Somalia-Ethiopia (Cross-Border UNDP SECCCI)</i>	<i>UNDP</i>	<i>€ 5,482,349 (completed)</i>
	<i>T05-EUTF-HoA-REG-26-06</i>	<i>Cross-border cooperation between Ethiopia and Kenya for conflict prevention and peacebuilding in Marsabit-Moyale cluster (Cross-Border UNDP Peace)</i>	<i>UNDP</i>	<i>€2,099,936 (completed)</i>
	<i>T05-EUTF-HoA-REG-26-07</i>	<i>Cross Border Collaboration Programme in Western Ethiopia and Eastern Sudan (Cross-Border GIZ)</i>	<i>GIZ</i>	<i>€15,900,000 (completed)</i>
	<i>T05-EUTF-HoA-REG-26-08</i>	<i>Regional Approaches for Sustainable conflict Management and Integration – Phase II (Cross-Border PACT RASMI II)</i>	<i>PACT</i>	<i>€1,000,000 (completed)</i>
	<i>T05-EUTF-HoA-REG-26-09</i>	<i>Building opportunities for resilience in the Horn of Africa – Phase II (Cross-Border BORESHA II DRC)</i>	<i>DRC</i>	<i>€ 2,979,881 (completed)</i>

<sup>1</sup> Grey italicised font is used to represent completed programmes or projects and black font represents programmes or projects that are still implementing. Project statuses (and particularly whether they are in implementation or completed) are valid as of December 2023.

<sup>2</sup> The project budgets shown in this table are EUTF contracted budgets and are valid as of February 2024.



	T05-EUTF-HOA-REG-26-10	Selam, Ekisil – Phase II (Cross-Border PACT SEEK II)	PACT	€3,137,520 (completed)
	T05-EUTF-HOA-REG-26-11	Building opportunities for resilience in the Horn of Africa – Phase III (Cross-Border BORESHA III DRC)	DRC	€4,800,000 (completed)
Monitoring and Learning System for the EUTF Horn of Africa	T05-EUTF-HOA-REG-28-01	Monitoring and Learning System for the EUTF Horn of Africa (EUTF MLS)	Altai	€3,194,143 (completed)
	T05-EUTF-HOA-REG-28-02	Monitoring and Learning System II	Altai	€3,545,350
IGAD Promoting Peace and Stability in the Horn of Africa (IPPSHAR)	T05-EUTF-HOA-REG-36-02	IGAD Promoting Peace and Stability in the Horn of Africa Region (IPPSHAR ADA)	ADA	€25,248,000 (completed)
	T05-EUTF-HOA-REG-36-01	Supporting the IGAD Secretariat in the area of Peace and Security (IPPSHAR IGAD)	IGAD	€4,819,762 (completed)
	T05-EUTF-HOA-REG-36-03	Supporting the IGAD Secretariat in the area of Peace & Security – Phase II (IPPSHAR II IGAD)	IGAD	€2,752,000 (completed)
Disrupting criminal trafficking and smuggling networks through increased anti-money laundering and financial investigation capacity in the Greater Horn of Africa (Disrupting CN CIVIPOL)	T05-EUTF-HOA-REG-62-01	Disrupting criminal trafficking and smuggling networks through increased anti-money laundering and financial investigation capacity in the greater Horn of Africa (Disrupting Criminal Networks)	CIVIPOL	€4,900,000 (completed)
CRRF: Inclusive Urban Development and Mobility	T05-EUTF-HOA-REG-67-01	CRRF Urban Development and Mobility: Promoting Inclusive Urban Development in Assosa town, Ethiopia (CRRF Urban Development IRC)	IRC	€3,724,872 (completed)
	T05-EUTF-HOA-REG-67-02	Technical assistance to Koboko Municipality (CRRF Urban Development ACAV)	ACAV	€1,000,042 (completed)
	T05-EUTF-HOA-REG-67-03	CRRF Inclusive Urban Development and Mobility: Regional Networks and Dialogue (CRRF Urban Development Cities Alliance)	Cities Alliance	€600,000 (completed)
	T05-EUTF-HOA-REG-67-04	CRRF: Inclusive Urban Development and Mobility in the Municipality of Koboko (CRRF Urban Development Koboko)	Koboko Municipal Council	€2,799,958 (completed)
Soutien aux réfugiés Sud-Soudanais et aux communautés hôtes en RDC	T05-EUTF-HOA-REG-71-01	Soutien aux réfugiés Sud-Soudanais et aux communautés hôtes en RDC (Self-reliance of South Sudanese refugees in DRC)	UNHCR	€3,000,000 (completed)
CRRF: Displacement responses through regional cooperation and technical exchange (CRRF DIRECT)	T05-EUTF-HOA-REG-79-01	Strengthening Resilience through Enhanced Local Disaster Risk Management Capacities (CRRF DIRECT Oxfam)	Oxfam	€1,400,000 (completed)
	T05-EUTF-HOA-REG-79-02	Strengthening Emergency Preparedness and Inclusive Natural Resources Management in Refugee Hosting Districts (CRRF DIRECT CARE)	CARE Denmark	€1,500,000
	T05-EUTF-HOA-REG-79-03	Protection, health and livelihood for refugees in Burundi (CRRF DIRECT UNHCR)	UNHCR	€500,000 (completed)
	T05-EUTF-HOA-REG-79-04	Protection, health and livelihood for refugees in Burundi (CRRF DIRECT IRC)	IRC	€2,000,000 (completed)
	T05-EUTF-HOA-REG-79-05	Dukorane Umurava – Upscaling Economic Inclusion of Refugees and Host Communities to Gicumbi District (CRRF DIRECT GIZ)	GIZ	€1,600,000
	T05-EUTF-HOA-REG-79-06	Sécurité et bien-être accrus des réfugiés du camp de Mahama et de leur communauté d'accueil, complémentarité socio-économique renforcée entre ces groupes (CRRF DIRECT Maison Shalom)	Maison Shalom	€1,000,000
	T05-EUTF-HOA-REG-79-07	CRRF DIRECT – Displacement responses through regional cooperation and technical exchange (CRRF DIRECT DRC)	DRC	€800,000
	T05-EUTF-HOA-REG-79-08	Protection and Assistance for Burundian Returnees - UNHCR (CRRF DIRECT Protection and Assistance)	UNHCR	€4,000,000 (complete)
Delivering durable solutions to forced displacement in the IGAD region through the implementation of the GCR	T05-EUTF-HOA-REG-80-01	Delivering Durable Solutions to Forced Displacement in the IGAD Region Through The Implementation of the Global Compact on Refugees (GCR IGAD)	IGAD	€2,800,000
Enhancing protection, lifesaving assistance and sustainable solutions for evacuees from Libya through the Emergency Transit Mechanism (ETM) in Rwanda	T05-EUTF-HOA-REG-81-01	Enhancing protection, lifesaving assistance and sustainable solutions for evacuees from Libya through the Emergency Transit Mechanism (ETM) in Rwanda	UNHCR	€12,500,000 (completed)

Erasmus+ in West Africa and the Horn of Africa	T05-EUTF-REG-REG-05	Erasmus+ in West Africa and the Horn of Africa (Erasmus +)		€3,900,100 (completed)
<b>Sudan</b>				
Regional Development and Protection Programme in Sudan: Enhancing alternatives to first and secondary movement from Sudan (RDPP Sudan)	T05-EUTF-HOA-SD-11-01	Support Migrants and Host Communities in improving Access to Safe Water and Sanitation – Eastern Sudan (RDPP SD AICS)	AICS	€2,000,000 (completed)
	T05-EUTF-HOA-SD-11-02	RDPP in Sudan: Employment and entrepreneurship development for migrant youth, refugees, asylum seeker and host communities in Khartoum State (RDPP SD UNIDO)	UNIDO	€3,443,200
	T05-EUTF-HOA-SD-11-03	RDPP in Sudan: Vocational training for refugees and host communities in Eastern Sudan (RDPP SD GIZ)	GIZ	€2,000,000 (completed)
	T05-EUTF-HOA-SD-11-04	RDPP in Sudan: Strengthening Protection Services for Refugees and Asylum Seekers in Sudan (RDPP SD UNHCR)	UNHCR	€3,000,000 (completed)
	T05-EUTF-HOA-SD-11-05	RDPP in Sudan: RDPP SD Landell Mills	Landell Mills	€1,454,203 (completed)
	T05-EUTF-HOA-SD-11-06	RDPP in Sudan: RDPP SD RVO	RVO	€3,000,000
Strengthening Resilience for IDPs, Returnees and Host Communities in West Darfur (Resilience Darfur)	T05-EUTF-HOA-SD-12-01	Strengthening Resilience for IDPs, Returnees and Host Communities in Kulbus and Jebel Moon West Darfur (Resilience Darfur SD CW)	CW	€2,219,788 (completed)
	T05-EUTF-HOA-SD-12-02	Strengthening Resilience for IDPs, Returnees and Host Communities in Al Geneina, Beida Sirba, Kerenik – West Darfur (Resilience Darfur SD IMC)	IMC	€4,719,200 (completed)
Strengthening resilience for refugees, IDPs and host communities in Eastern Sudan (Resilience East SD)	T05-EUTF-HOA-SD-13-01	Strengthening Resilience for Refugees, IDPs and Host Communities in Eastern Sudan (Resilience East SD AICS)	AICS	€11,845,810 (completed)
Greater Stability in Eastern Sudan through better and more informed decision-making in food security	T05-EUTF-HOA-SD-14-01	Greater Stability in Eastern Sudan through better and more informed decision-making in food security FAO (Greater Stability East SD FAO)	FAO	€6,000,000 (completed)
Mitigate the effect of El Niño for the host and IDP population in Red Sea, White Nile and North Darfur, Sudan (El Niño SD)	T05-EUTF-HOA-SD-22-01	Mitigate the effect of El Niño for host and IDP Population in Red Sea State to prevent more migration movement (El Niño SD WHH)	WHH	€1,991,657 (completed)
	T05-EUTF-HOA-SD-22-02	Mitigate the effect of El Niño in White Nile State (El Niño SD ADRA)	ADRA	€2,682,417 (completed)
	T05-EUTF-HOA-SD-22-03	Mitigate the effect of El Niño in North Darfur State (El Niño SD COOPI)	COOPI	€2,830,000 (completed)
Education Quality Improvement Programme in Sudan (EQUIP)	T05-EUTF-HOA-SD-31-01	EQUIP Capacity building and coordination (EQUIP SOFRECO)	SOFRECO	€3,276,085 (completed)
	T05-EUTF-HOA-SD-31-02	Education quality improvement programme through in-service teacher education programme (EQUIP BC)	BC	€3,600,000 (completed)
	T05-EUTF-HOA-SD-31-03	Education Quality Improvement Programme through Improving Learning Environment and Retention (EQUIP I-LEARN UNICEF)	UNICEF	€6,800,000 (completed)
	T05-EUTF-HOA-SD-31-04	EQUIP Quality learning environment for access and retention (EQUIP Save the Children)	Save the Children	€3,138,389 (completed)
	T05-EUTF-HOA-SD-31-05	Education Quality Improvement Programme – Expertise France (EQUIP EF)	Expertise France	€3,958,444 (completed)
Education Quality Improvement Programme in Sudan II (EQUIP 2)	T05-EUTF-HOA-SD-98-01	EU Quality Learning for Access and Retention (EQUIP 2 Save the Children)	Save the Children	€6,600,000
	T05-EUTF-HOA-SD-98-02	EU support for basic schoolteachers' qualification in Sudan (EQUIP 2 EF)	Expertise France	€9,000,000
	T05-EUTF-HOA-SD-98-03	EU Coordination and capacity building for Education (EQUIP 2 SOFRECO)	SOFRECO	€4,099,875
Improving Nutrition and Reducing Stunting in Eastern Sudan through an Integrated Nutrition and Food Security Approach (Improving Nutrition)	T05-EUTF-HOA-SD-32-01	Improving Nutrition and Reducing Stunting in Eastern Sudan through an Integrated Nutrition and Food Security Approach (Improving Nutrition WFP)	WFP	€26,000,000

Livestock epidemio-surveillance project to support livelihoods of vulnerable rural smallholders and pastoralists (LESP SLSP IFAD)	T05-EUTF-HOA-SD-33-01	Livestock epidemio-surveillance project to support livelihoods of vulnerable rural smallholders and pastoralists (LESP SLSP IFAD)	IFAD	€8,750,000
Wadi El Ku (Phase 2)	T05-EUTF-HOA-SD-37-01	Wadi El Ku Catchment Management Project UNEP (Phase 2) (Wadi El Ku UNEP)	UNEP	€10,000,000
Technical Cooperation Facility for Sudan	T05-EUTF-HOA-SD-38-02	Supporting Health Financing Reforms to improve governance of National Health Insurance Fund and extend insurance coverage to poor and refugee populations (Health Financing Reform WHO)	WHO	€956,898 (completed)
	T05-EUTF-HOA-SD-38-07	Implementation of Sudan-Europe Creative Connections (Sudan-Europe Creative Connections)	Goethe Institut	€350,000 (completed)
PROTECT – Protection of persons of concern	T05-EUTF-HOA-SD-43-02	PROTECT Danish Red Cross	Danish Red Cross	€3,000,000
Integrated Measures to promote rural-urban value addition and Employment (IMPROVE-East Sudan)	T05-EUTF-HOA-SD-44-01	Integrated Measures to promote rural-urban value addition and Employment (IMPROVE-East Sudan)	GIZ	€8,000,000
Fostering Smallholder Capacities and Access to Markets	T05-EUTF-HOA-SD-45-01	Fostering smallholder capacities and access to markets in food insecure areas of Darfur (Access to Markets Darfur WFP)	WFP	€8,000,000 (completed)
S3M (Humanitarian Development Nexus)	T05-EUTF-HOA-SD-53-01	Humanitarian Development Nexus: Simple, Spatial, Survey Method (S3M) for Sudan (S3M UNICEF)	UNICEF	€1,000,000 (completed)
Youth, Employment, Skills (YES)	T05-EUTF-HOA-SD-54-01	Youth, Employment, Skills (YES)	GIZ	€14,885,000
Humanitarian development nexus – Building resilient communities in West Kordofan	T05-EUTF-HOA-SD-63-02	Building resilient communities in West Kordofan (BRICK Concern)	Concern Worldwide	€4,000,000 (completed)
	T05-EUTF-HOA-SD-63-01	Building resilient communities in West Kordofan (BRICK UNICEF)	UNICEF	€6,000,000
Integration and mainstreaming of refugee children into the Sudanese education system and improving the quality of education	T05-EUTF-HOA-SD-65-01	Integration and mainstreaming of refugee children into the Sudanese education system (IRCSES) UNICEF	UNICEF	€24,850,000
Humanitarian development peace nexus	T05-EUTF-HOA-SD-73-01	Humanitarian Development Peace Nexus: Strengthening a decentralised health system for protracted displaced populations in North and South Darfur AICS project (HealthPro AICS)	AICS	€9,795,000
	T05-EUTF-HOA-SD-73-02	Humanitarian Development Peace Nexus: Strengthening a decentralised health system for protracted displaced populations in North and South Darfur AICS project (HealthPro GOAL)	GOAL	€4,905,000
EU support for a Social Protection System in Sudan	T05-EUTF-HOA-SD-82-02	EU support for a Social Protection System in Sudan (Social Protection System ILO)	ILO	€1,800,000 (completed)
EU OPM Sudan – Support to the Office of the Prime Minister	T05-EUTF-HOA-SD-90-01	EU OPM Sudan – Support to the Office of the Prime Minister (EU OPM Sudan)	Landell Mills	€6,900,000
Humanitarian-Development Nexus: Strengthening preparedness and response of the health system addressing the COVID-19 Pandemic in Sudan	T05-EUTF-HOA-SD-91-01	Humanitarian-Development Nexus: Strengthening preparedness and response of the health system addressing the COVID-19 Pandemic in Sudan (COVID-19 Response Sudan)	WHO	€20,050,000
EU support for the Family Support Programme and for the consolidation of social protection in Sudan	T05-EUTF-HOA-SD-94-01	Administration Agreement concerning the Sudan Transition and Recovery Support (STARS) Multi-Donor Trust Fund (MDTF)	World Bank	€112,900,000
Support to the Economic transition (Economic Transition)	T05-EUTF-HOA-SD-95-01	Support for the Ministry of Finance and Economic Planning (Economic Transition ODI)	ODI	€3,850,000
Support to economic opportunities for youth and women	T05-EUTF-HOA-SD-96-01	Acacia – Arabic Gum Value Chain in Sudan – Support	AFD	€19,900,000
	T05-EUTF-HOA-SD-96-02	WE-RISE! Women's empowerment for resilience, inclusion, sustainability and environment (Youth & Women (WE-RISE) AICS)	AICS	€12,728,000
	T05-EUTF-HOA-SD-96-03	Employment Promotion In Khartoum State (EPKS) GIZ	GIZ	€7,072,000
Sudan Democratic Transition	T05-EUTF-HOA-SD-97-01	Sudan Democratic Transition HRO UN (Sudan Democratic Transition HRO)	OHCHR	€4,950,000 (completed)



Somalia				
Enhancing Somalia's responsiveness to the management and reintegration of mixed migration flows (RE-INTEG)	T05-EUTF-HOA-SO-03-02	Facilitating Sustainable Return Through Laying Foundations for Somalia in the Horn of Africa (RE-INTEG IOM)	IOM	€4,823,088 (completed)
	T05-EUTF-HOA-SO-03-03	Enhancing Somalia's responsiveness to the management and reintegration of mixed migration flows (RE-INTEG UNHCR)	UNHCR	€5,000,000 (completed)
	T05-EUTF-HOA-SO-03-04	Durable Solutions for IDPs and Returnees in Somalia (RE-INTEG CARE)	CARE NL	€9,000,000 (completed)
	T05-EUTF-HOA-SO-03-05	'Wadajir' – Enhancing durable solutions for and reintegration of displacement affected communities in Somaliland (RE-INTEG WV)	World Vision	€3,911,922 (completed)
	T05-EUTF-HOA-SO-03-06	Innovative durable solutions for IDPs and returnees in Mogadishu through enhanced governance, employment and access to basic and protective services (RE-INTEG UN-Habitat)	UN-Habitat	€9,453,392 (completed)
	T05-EUTF-HOA-SO-03-07	Enhancing Integration of Displacement Affected Communities in Somalia (RE-INTEG CW)	CW	€4,000,000 (completed)
	T05-EUTF-HOA-SO-03-08	Durable Solutions and Reintegration Support to Displacement affected communities in Jubbaland state of Somalia (RE-INTEG NRC)	NRC	€ 3,988,007 (completed)
	T05-EUTF-HOA-SO-03-09	Supporting the development and implementation of policies for the return, reintegration and protection of IDPs and refugees (RE-INTEG IDLO)	IDLO	€ 2,884,702 (completed)
	T05-EUTF-HOA-SO-03-10	Amplifying Durable Solutions in Somalia (ADSS) With Africa's Voices Foundation (RE-INTEG AVF)	AVF	€150,000 (completed)
	T05-EUTF-HOA-SO-03-13	Enhancing integration of displacement-affected communities in Somalia – Baidoa (RE-INTEG CW 2)	CW	€ 997,987 (completed)
	T05-EUTF-HOA-SO-03-15	Emergency operational response to COVID-19 in Somalia to support the prevention of large-scale community spread (COVID-19 Emergency Response WHO)	WHO	€5,000,000 (completed)
Promoting a culture of tolerance and dialogue in Somalia	T05-EUTF-HOA-SO-16-02	Strength through Tolerance EIP	European Institute of Peace	€4,740,000
Building Resilience in Northern Somalia (RESTORE)	T05-EUTF-HOA-SO-23-01	RESTORE – Building Resilience in Northern Somalia (RESTORE NRC)	NRC	€4,000,000 (completed)
Somalia UN Multi-Partner Trust Fund - Support to the Justice, Corrections, Security Sector Governance and Local Governance Programmes	T05-EUTF-HOA-SO-46-04	UN Multi-Partner Trust Fund: Support to the Justice, Corrections, Security Local Governance Programmes (JCP UNODC UNMPTF)	UNODC	€1,000,000 (completed)
Partnership Coordination Facility Project for Somalia	T05-EUTF-HOA-SO-46-08	Partnership Coordination Facility Project for Somalia (PCFP UNOPS – Security)	UNOPS	€2,000,000
	T05-EUTF-HOA-SO-23-03	Partnership Coordination Facility Project for Somalia (PCFP UNOPS – Resilience)	UNOPS	€500,000
	T05-EUTF-HOA-SO-59-05	Partnership Coordination Facility-Phase II (PCFP II UNOPS)	UNOPS	€4,500,000
UN Joint Rule of Law Programme for Somaliland	T05-EUTF-HOA-SO-46-06	JRoL Somaliland UNDP	UNDP	€ 3,868,617 (completed)
RESTORE 2 Building Resilience in Northern Somalia	T05-EUTF-HOA-SO-47-02	From surviving to thriving – Strengthening resilience of vulnerable households and communities in Northern Somalia – World Vision Germany (RESTORE 2 WV)	WV	€4,000,000 (completed)
	T05-EUTF-HOA-SO-47-01	RESTORE 2 Building Resilience – DFN (RESTORE 2 DFN)	DFN	€3,968,707 (completed)
Enhancing security and the rule of law in Somalia (Security and RoL)	T05-EUTF-HOA-SO-46-01	Enhancing security & rule of law (Security & RoL Sahan)	Sahan Foundation	€ 2,698,920 (completed)
	T05-EUTF-HOA-SO-46-02	Enhancing security and rule of law – UNOPS (Security & RoL UNOPS)	UNOPS	€23,000,000

	T05-EUTF-HOA-SO-46-03	UN Multi-Partner Trust Fund: Support to The Justice, Corrections, Security Local Governance Programmes (SroL UNMPTF (JJP))	UNDP	€7,000,000 (completed)
	T05-EUTF-HOA-SO-46-05	UN Multi-Partner Trust Fund: Support to The Justice, Corrections, Security Local Governance Programmes (SroL UNMPTF (SSGP))	UNDP	€4,300,000 (completed)
Inclusive Local Economic Development (ILED)	T05-EUTF-HOA-SO-57-01	Somalia Stability Fund II (SSF II)	DFID	€2,000,000 (completed)
	T05-EUTF-HOA-SO-57-02	Stabilisation and Peace Dividends (Stabilis. & peace div. NISF)	NISF	€12,000,000 (completed)
	T05-EUTF-HOA-SO-57-04	Private Sector Development Programme in Somalia (ILED PSD IFC)	IFC	€1,500,000
	T05-EUTF-HOA-SO-57-07	UN Multi-Partner Trust Fund: Support to The Justice, Corrections, Security Local Governance Programmes – JPLG III (SroL UNMPTF (JPLG III))	UNDP	€3,000,000 (completed)
	T05-EUTF-HOA-SO-57-08	Infrastructures for Socio-Economic Development (ISED) - Nordic International Support Foundation (ILED ISED NIS)	NIS	€11,000,000
	T05-EUTF-HOA-SO-57-09	Finance for Inclusive Growth in Somalia (ILED FIG AECF)	AECF	€4,500,000
	T05-EUTF-HOA-SO-57-10	Resilient Fisheries and Livestock Value Chain for Inclusive and Sustainable Growth in Somalia (ILED RAAISE FAO)	FAO	€14,700,000
	T05-EUTF-HOA-SO-57-11	SAGAL - Social Transfers to Vulnerable Somali People (ILED SAGAL CW)	Concern Worldwide	€27,000,000
	T05-EUTF-HOA-SO-57-13	Contribution to the Nordic Fund in Somalia (ILED NORDIC FUND IFU)	IFU	€5,500,000
	T05-EUTF-HOA-SO-57-14	Accelerated Socio-Economic Empowerment of the Youth (ILED Youth UNFPA)	UNFPA	€6,000,000
Somalia State and Resilience Building Contract and support to debt relief	T05-EUTF-HOA-SO-59-01	Support to the Financial Governance Committee ASI	Adam Smith International	€381,565 (completed)
	T05-EUTF-HOA-SO-59-02	Financing Agreement State and Resilience Building Contract – Budget Support	Somalia	€92,900,000
	T05-EUTF-HOA-SO-59-03	TA Budget Support ASI	Adam Smith International	€7,075,000 (completed)
<b>Ethiopia</b>				
Resilience Building and Creation of Economic Opportunities in Ethiopia (RESET II)	T05-EUTF-HOA-ET-01-01	Integrated multi-sector approach to improve the resilience of vulnerable communities in Wag Himra Zone, Amhara region, Ethiopia (RESET II ACF)	ACF	€5,965,997 (completed)
	T05-EUTF-HOA-ET-01-02	Resilient Economy and Livelihoods – REAL (RESET II REAL iDE)	iDE UK	€4,799,664 (completed)
	T05-EUTF-HOA-ET-01-03	Building resilience and creation of economic opportunities in Liben cluster under RESET II (RESET II Cordaid)	Cordaid	€3,956,874 (completed)
	T05-EUTF-HOA-ET-01-04	Promoting Resilient Livelihoods in Borana (RESET II CARE)	CARE	€5,901,872 (completed)
	T05-EUTF-HOA-ET-01-05	Increasing Resilience and Economic Opportunities in Drought Prone Areas of Bale Zone (RESET II DCA)	DCA	€5,499,780 (completed)
	T05-EUTF-HOA-ET-01-06	Resilience Building for Sustainable Livelihoods & Transformation in South Omo cluster (RESET II Vita)	Vita	€3,980,472 (completed)
	T05-EUTF-HOA-ET-01-07	Improving Livelihoods and Building Resilience in Afar Regional State (RESET II Save the Children)	Save the Children	€6,552,312 (completed)
	T05-EUTF-HOA-ET-01-08	Resilience Building and Creation of Economic Opportunities in Ethiopia (RESET II Oxfam)	Oxfam	€5,371,656 (completed)
	T05-EUTF-HOA-ET-01-09	RESET II – Innovation in water development Borena Zone Oromia Regional State (RESET II Water)	CARE	€1,342,155 (completed)
	T05-EUTF-HOA-ET-01-11	Resilience building and creation of economic opportunities in Ethiopia (RESET II): Crisis Modifier Fund (RESET II Crisis Modifier Fund)	IRC	€2,036,434 (completed)
Stemming Irregular Migration in Northern & Central Ethiopia (SINCE)	T05-EUTF-HOA-ET-02-01	Stemming Irregular Migration in Northern & Central Ethiopia (SINCE)	Embassy of Italy in Addis Ababa	€19,213,425 (completed)

Regional Development and Protection Program (RDPP)	T05-EUTF-HOA-ET-15-01	Regional Development and Protection Programme in Ethiopia-Shire Area (RDPP ET IRC)	IRC	€7,939,115 (completed)
	T05-EUTF-HOA-ET-15-02	Regional Development and Protection Programme in Ethiopia-Dollo Ado Area (RDPP ET NRC)	NRC	€7,850,117 (completed)
	T05-EUTF-HOA-ET-15-03	Regional Development and Protection Programme in Ethiopia – Jigjiga Area (RDPP ET Save the Children)	Save the Children	€5,156,015 (completed)
	T05-EUTF-HOA-ET-15-04	Regional Development and Protection Programme in Ethiopia-Bahrle and Aysaita Areas (RDPP ET DCA)	DCA	€3,939,703 (completed)
	T05-EUTF-HOA-ET-15-05	Regional Development and Protection Programme in Ethiopia in Urban Areas of Addis Ababa and Shire (RDPP ET Plan)	Plan International	€3,437,562 (completed)
Building Resilience to Impacts of El Niño through Integrated Complementary Actions to the EU Resilience Building Programme in Ethiopia (RESET Plus)	T05-EUTF-HOA-ET-24-01	Improving access to safely managed water supply in the Resilience Building program for Ethiopia (RESET II) Woredas (RESET Plus UNICEF)	UNICEF	€4,854,149 (completed)
	T05-EUTF-HoA-ET-24-02	Family planning for resilience building amongst youth and women in drought-prone and chronically food insecure regions of Ethiopia (RESET Plus Amref)	Amref	€4,000,000 (completed)
	T05-EUTF-HOA-ET-24-03	Youth empowerment for successful transitions to decent work in Amhara and Somali regions of Ethiopia (RESET Plus Save the Children)	Save the Children	€5,000,000 (completed)
	T05-EUTF-HOA-ET-24-04	RESET Plus Innovation Fund	ICCO (Cordaid)	€8,000,000 (completed)
	T05-EUTF-HOA-ET-24-04	Family planning for resilience building amongst youth and women in drought-prone and chronically food insecure regions of Ethiopia (RESET Plus Amref II)	Amref	€5,000,000
Stimulating economic opportunities and job creation for refugees and host communities in Ethiopia in support of the Comprehensive Refugee Response Framework (CRRF) in Ethiopia	T05-EUTF-HOA-ET-40-01	Capacity building and technical assistance to CRRF structure and Ethiopian government institutions (CRRF ET UNHCR)	UNHCR	€4,200,000 (completed)
	T05-EUTF-HOA-ET-40-02	Strengthened Socio-Economic Development and Better Employment Opportunities for Refugees and Host Communities in the Jigjiga Area (CRRF ET Job Creation)	Mercy Corps	€10,000,000
LISEC	T05-EUTF-HOA-ET-42-01	Leather Initiative for Sustainable Employment in Ethiopia (LISEC UNIDO)	UNIDO	€7,750,000
	T05-EUTF-HOA-ET-42-03	Strengthening social cohesion by supporting local economies and social development initiatives especially for women and youth and enhancing industrial and labour relations in the Modjo Leather City (LISEC Job Creation)	PIN	€5,750,000
Sustainable Reintegration Support to Ethiopian Returnees from Europe	T05-EUTF-HOA-ET-52-01	Sustainable Reintegration support to Ethiopian returnees from Europe and support to vulnerable displaced populations affected by COVID-19 (Sustainable Reinteg. RRS)	RRS	€15,000,000
Shire Alliance	T05-EUTF-HOA-ET-51-01	Shire Alliance: Energy access for host communities and refugees in Ethiopia (Alianza Shire)	AECID	€3,050,000
Ethiopia Job Compact	T05-EUTF-HOA-ET-60-01	Financing agreement Ethiopia Job Compact sector reform and performance contract – budget support (Ethiopia Job Compact)	-	€30,000,000 (completed)
Strengthening decentralized DRR in Ethiopia	T05-EUTF-HOA-ET-72-01	Strengthening decentralized disaster risk reduction management in Ethiopia – Stimulating economic development and job opportunities in Oromia and Southern Nations, Nationalities and People (SNNP) Regions of Ethiopia (EnJOY)	Caritas	€8,700,000
	T05-EUTF-HOA-ET-72-03	Strengthening decentralized disaster risk reduction management in Oromia Regional State (DRR Oromia)	ODRMC	€6,755,000
	T05-EUTF-HOA-ET-72-04	Strengthening decentralized disaster risk reduction management in Amhara Regional State (DRR Amhara)	DPFSPCO	€4,825,000
	T05-EUTF-HOA-ET-72-05	Strengthening decentralized disaster risk reduction management in Ethiopia – Support to EDRMC (DRR EDRMC)	EDRMC	€9,520,000



	T05-EUTF-HOA-ET-72-07	Strengthening decentralized disaster risk reduction management in Sidama Regional State (DRR Sidama)	EDRMC	€860,000
Stability & Development Tigray Trócaire	T05-EUTF-HOA-ET-76-01	Stability and socio-economic development for vulnerable and marginalised communities in the Tigray region of Ethiopia (Stability & Development Tigray Trócaire)	Trócaire	€5,890,000
Stability & Services Gambella	T05-EUTF-HOA-ET-77-01	Promoting stability and strengthening basic service delivery for host communities, refugees and other displaced population in Gambella Regional State of Ethiopia (Stability & Services Gambella IRC)	IRC	€7,840,000
	T05-EUTF-HOA-ET-77-02	Promoting stability and strengthening basic service delivery for host communities, refugees and other displaced population in Gambella Regional State of Ethiopia (Stability & Services Gambella IRC II)	IRC	€5,000,000
<b>South Sudan</b>				
Health Pooled Fund 2 – South Sudan	T05-EUTF-HOA-SS-04-01	Health Pooled Fund 2 – South Sudan (HPF II UK Aid)	UK Aid	€20,000,000 (completed)
Health Pooled Fund III – South Sudan	T05-EUTF-HOA-SS-74-01	Health Pooled Fund III – South Sudan (HPF III)	UK Aid	20,625,000 (completed)
	T05-EUTF-HOA-SS-74-02	South Sudan Covid-19 Preparedness and Response (COVID Response WHO)	WHO	€ 1,000,000 (completed)
	T05-EUTF-HOA-SS-74-03	South Sudan Covid-19 – Supply and Management of Personal Protective Equipment (WFP-COVID Supplies WFP)	WFP	€2,000,000 (completed)
Support to stabilisation through improved resource, economic and financial management in South Sudan	T05-EUTF-HOA-SS-05-01	Technical Assistance for Sub-National Capacity Building in Payroll and PFM: Extension and Bridging Phase (Eco. Stabil. Ecorys)	Ecorys	€715,429 (completed)
IMPACT South Sudan	T05-EUTF-HOA-SS-06-01	IMPACT South Sudan (IMPACT)	Mott MacDonald	€31,541,634 (completed)
Strengthening the livelihoods resilience of pastoral and agro-pastoral communities in South Sudan's cross border areas with Sudan, Ethiopia, Kenya and Uganda	T05-EUTF-HOA-SS-21-01	Strengthening the livelihoods resilience of pastoral and agro-pastoral communities in South Sudan's cross border areas with Sudan, Ethiopia, Kenya and Uganda (Cross-Border El Niño SS FAO)	FAO	€ 25,666,047 (completed)
Education in Emergency Programme in Four Former States in South Sudan (Education in Emergency)	T05-EUTF-HOA-SS-48-01	Education in Emergency Programme in Four Former States in South Sudan (Northern Bahr El Ghazal (Nbeg), Western Bahr El Ghazal (Wbeg), Warrap and Eastern Equatoria). (Education in Emergency UNICEF)	UNICEF	€13,875,000 (completed)
	T05-EUTF-HOA-SS-48-02	Education in Emergency Programme in Four Former States in South Sudan (Northern Bahr El Ghazal (Nbeg), Western Bahr El Ghazal (Wbeg), Warrap and Eastern Equatoria) (Education in Emergency WFP)	WFP	€8,313,981 (completed)
South Sudan Rural Development: Strengthening Smallholders' Resilience (SSRD)	T05-EUTF-HOA-SS-49-01	South-Sudan Rural Development Strengthening Smallholders Resilience in Northern Bahr-El-Ghazal (SSRD FAO)	FAO	€2,000,000 (completed)
	T05-EUTF-HOA-SS-49-02	Food Security and Resilience in Transitioning Environments (SSRD WV)	WV	€6,375,000 (completed)
	T05-EUTF-HOA-SS-49-03	Strengthening Smallholders' Resilience in Greater Upper Nile (SSRD IRC)	IRC	€6,375,000
Technical Cooperation Facility for South Sudan 2018 – 2020	T05-EUTF-HOA-SS-50-02	Technical Cooperation Facility (TCF), Integrate Tomasz Iwanow (TCF SS EAC)	Tomasz Iwanow (consultant)	€299,436 (completed)
	T05-EUTF-HOA-SS-50-06	Technical Assistance to South Sudan's Ministry of East African Community Affairs (TCF EAC Ministry)	Tomasz Iwanow (consultant)	€199,698 (completed)
	T05-EUTF-HOA-SS-50-07	Strengthening Local Conflict Prevention and Resolution Mechanisms in South Sudan (Local Conflict Prevention and Resolution Mechanisms SS SP)	Swisspeace	€298,250 (completed)
	T05-EUTF-HOA-SS-50-14	Technical Assistance to South Sudan's Ministry of East African Community Affairs (TCF EAC Ministry II)	Tomasz Iwanow (consultant)	€96,351 (completed)
Building Sustainable Peace and Reconciliation in South Sudan (Conflict Resolution SS)	T05-EUTF-HOA-SS-61-01	Support the monitoring and overseeing of the implementation of the Revitalized Agreement on the Resolution of the Conflict in South Sudan	RJMEC	€2,000,000 (completed)

		<i>(Conflict Resolution SS RJMEC)</i>		
	T05-EUTF-HOA-SS-61-03	Grassroot level peace building and reconciliation activities support (Conflict Resolution NCA)	NCA	€1,900,000
	T05-EUTF-HOA-SS-61-04	<i>Strengthening Local Conflict Prevention and Resolution Mechanisms in South Sudan (Conflict Resolution SS Swisspeace)</i>	Swisspeace	€301,750 (completed)
Outreach - Support to education in hard-to-reach areas in South Sudan (Outreach SS)	T05-EUTF-HOA-SS-75-03	Outreach - Support to education in hard-to-reach areas in South Sudan (Outreach SS UNICEF)	UNICEF	€14,700,000
South Sudan Rural Development: feeder roads to strengthen the livelihoods and resilience of rural communities (Feeder Roads)	T05-EUTF-HOA-SS-84-02	Feeder roads construction to strengthen the livelihoods and resilience of rural communities: to improve the connectivity for vulnerable communities (Feeder Roads SS UNOPS)	UNOPS	€13,000,000
	T05-EUTF-HOA-SS-84-03	Feeder roads construction to strengthen the livelihoods and resilience of rural communities: to improve food security of the target vulnerable populations (Feeder Roads SS WFP)	WFP	€22,100,000
South Sudan Women Empowerment	T05-EUTF-HOA-SS-85-01	Defend her rights – Championing women empowerment in Jonglei, South Sudan (SS Women Empowerment ZOA)	ZOA	€900,000
	T05-EUTF-HOA-SS-85-02	Reducing inequality and gender-based violence in South Sudan (SS Women Empowerment LAW)	LAW	€972,000
	T05-EUTF-HOA-SS-85-03	PRIDE! Empowered women, including persons with disabilities, contributing to inclusive development of their communities in and around Way and Gogrial West Counties (SS Women Empowerment Dorcas)	DORCAS	€999,982
	T05-EUTF-HOA-SS-85-04	<i>The future is equal - Empowerment of women in Upper Nile State (Women Empowerment DCA)</i>	DCA	€1,000,000 (completed)
	T05-EUTF-HOA-SS-85-05	<i>South Sudan Women Empowerment (SS Women Empowerment Cordaid)</i>	Cordaid	€900,000 (completed)
Jobs Creation and Trade Development for South Sudan	T05-EUTF-HOA-SS-93-01	Jobs Creation and Trade Development for South Sudan (SS Job Creation ITC)	ITC	€4,825,000
<b>Uganda</b>				
Regional Development and Protection Programme (RDPP): Support Programme to the Refugee Settlements and Host Communities in Northern Uganda (SPRS-NU)	T05-EUTF-HOA-UG-07-01	Support Programme to the Refugee Settlements and Host Communities in Northern Uganda (SPRS-NU Enabel)	Enabel	€7,900,000
	T05-EUTF-HOA-UG-07-02	<i>Support Programme to the Refugee Settlements and Host Communities in Northern Uganda (SPRS-NU DRC)</i>	DRC	€9,683,436 (completed)
	T05-EUTF-HOA-UG-07-03	<i>Support Programme to the Refugee Settlements and Host Communities in Northern Uganda (SPRS-NU ADA)</i>	ADA	€4,697,021 (completed)
<i>Strengthening Social Cohesion and Stability in Slum Populations (SSCoS)</i>	T05-EUTF-HOA-UG-08-01	<i>Strengthening Social Cohesion and Stability in Slum Populations (SSCoS IOM)</i>	IOM	€4,128,632 (completed)
Response to increased demand on Government Service (RISE)	T05-EUTF-HOA-UG-39-01	<i>Response to increased demand on government service and creation of economic opportunities in Uganda (RISE GIZ)</i>	GIZ	€10,000,000 (completed)
	T05-EUTF-HOA-UG-39-02	<i>Response to Increased Demand on Government Service and creation of economic opportunities - Emergency Preparedness (RISE CARE)</i>	CARE	€935,074 (completed)
	T05-EUTF-HOA-UG-39-03	<i>Response to increased demand on Government service and creation of economic opportunities in Uganda (RISE ACF)</i>	ACF	€9,000,000 (completed)
Security, Protection and Economic Empowerment (SUPREME) In Uganda	T05-EUTF-HOA-UG-68-01	Strengthening, Protection and Economic Empowerment (SUPREME) in Uganda – Livelihood Component (SUPREME Livelihoods WV)	WV	€9,581,489
	T05-EUTF-HOA-UG-68-02	Increased access to justice, improved security and protection of refugees and host communities in northern Uganda (SUPREME JLOS MoJCA)	MoJCA	€4,707,262
	T05-EUTF-HOA-UG-68-03	Strengthening Safety, Protection and Peaceful Co-existence for Women and Youth in Northern Uganda (SPACE) (SUPREME SPACE IRRI)	IRRI	€750,000

















	T05-EUTF-HOA-UG-68-04	Supporting a Peaceful and Safe Environment in Northern Uganda (SPESE) (SUPREME Justice LWF)	LWF	€648,000 (completed)
	T05-EUTF-HOA-UG-68-05	Promoting sustainable access to justice for socially deprived women and children in Northern Uganda (SUPREME Justice PRI)	PRI	€519,749 (completed)
	T05-EUTF-HOA-UG-68-06	Strengthening Integrated Systems to Accelerate Access to Gender, Child and Youth Justice (SUPREME JLOS IRC)	IRC	€750,000 (completed)
	T05-EUTF-HOA-UG-68-07	Advancing Peaceful Co-existence & Respect for Human Rights among Refugees & Host Communities in Northern Uganda (SUPREME JLOS KRC)	KRC	€643,500
Response to Increased Environmental Degradation and Promotion of Alternative Energy Sources in Refugee Hosting Districts (RED)	T05-EUTF-HOA-UG-83-01	Response to Increased Environmental Degradation and Promotion of Alternative Energy Sources in Refugee Hosting Districts (RED Save the Children)	Save the Children	€5,100,000
	T05-EUTF-HOA-UG-83-02	Restoring and conserving degraded fragile ecosystems for improved Community Livelihoods among the Refugee and Host Communities of West Nile Region and the mid-Albertine Rift (RED UBF)	UBF	€4,600,000
<b>Kenya</b>				
Regional Development and Protection Programme in Kenya: Support to the Kalobeyei Development Programme (RDPP Kenya)	T05-EUTF-HOA-KE-17-01	Regional Development and Protection Programme in Kenya: Support to the Kalobeyei Development Programme (RDPP KE UNHCR)	UNHCR	€14,567,689 (completed)
Conflict prevention, peace and economic opportunities for the youth (Youth Kenya)	T05-EUTF-HOA-KE-18-01	Strengthening Resilience to Violent Extremism II (Youth KE RUSI)	RUSI	€3,916,701 (completed)
	T05-EUTF-HOA-KE-18-02	Conflict Prevention, peace, and economic opportunities for the youth (Youth KE GIZ)	GIZ	€2,853,805 (completed)
	T05-EUTF-HOA-KE-18-03	Conflict Prevention, peace, and economic opportunities for the youth (Youth KE KRCS)	KRCS	€5,856,635 (completed)
	T05-EUTF-HOA-KE-18-04	Conflict prevention, peace and economic opportunities for the youth (Youth KE SAIDC)	SAIDC	€1,716,658 (completed)
Kenya-EU partnership for the implementation of the national strategy to counter violent extremism in Kenya (NCTC-EU partnership)	T05-EUTF-HOA-KE-34-01	Kenya-EU partnership for the implementation of the national strategy to counter violent extremism in Kenya (Kenya-EU partnership NCTC)	NCTC	€5,300,000 (completed)
CRRF: Enhancing self-reliance for refugees and host communities in Kenya	T05-EUTF-HOA-KE-69-01	Area-based Livelihoods Initiative Garissa: enhancing self-reliance for refugees and host communities in Garissa County (CRRF KE ABLI-G)	DRC	€5,000,000 (completed)
	T05-EUTF-HOA-KE-69-02	CRRF KE Enhancing self-reliance for refugees and host communities (CRRF KE Self-Reliance)	FAO, UNHCR, UN-Habitat, WFP	€27,770,000
Piloting private sector solutions for refugees and host communities in North-West Kenya (Kakuma Kalobeyei Challenge Fund)	T05-EUTF-HOA-KE-58	Kakuma Kalobeyei Challenge Fund (KKCF IFC)	IFC	€4,850,000
<b>Djibouti</b>				
Enhancing Youth's professional skills (Transform)	T05-EUTF-HoA-DJ-29-01	Projet TRANSFORM - Professionnaliser les jeunes et les professionnels de la filière transport-logistique-portuaire (Transform AFD)	AFD	€10,000,000 (completed)
Solutions pérennes pour les populations hôtes, les réfugiés et les migrants les plus vulnérables à Djibouti	T05-EUTF-HoA-DJ-41-02	Solutions pérennes pour les populations hôtes, les réfugiés et les migrants les plus vulnérables au Djibouti (Solutions pérennes IOM)	IOM	€13,500,000
	T05-EUTF-HoA-DJ-41-01	Solutions pérennes pour les populations hôtes, les réfugiés et les migrants les plus vulnérables au Djibouti (Solutions pérennes WFP)	WFP	€9,070,000
Appui aux réfugiés et communautés d'accueil à Djibouti (CRRF DJ UNHCR)	T05-EUTF-HoA-DJ-70-01	Autonomisation et épanouissement des réfugiés via l'éducation, l'accès aux services de protection sociale et les opportunités économiques (CRRF DJ UNHCR)	UNHCR	€5,500,000 (completed)
<b>Eritrea</b>				
Road Rehabilitation (Phase I)	T05-EUTF-HOA-ER-66-01	Procurement Services for Rehabilitation of Main Arterial Roads between the Ethiopian Border and Massawa Port	UNOPS	€19,160,000 (completed)



## 1.2. COMPLETED PROGRAMMES IN THE 2023 ANNUAL REPORT

This section of the annexes highlights programmes that were completed in the S2 2023 reporting period.

Figure 1: Legend

 EUTF implementation zone	 People reached by campaigns on resilience-building practices (EUTF 2.7)	 People participating in conflict prevention activities (EUTF 4.3)
 Jobs created (EUTF 1.1)	 Staff trained to strengthen service delivery (EUTF 2.8)	 Strategies and laws developed (EUTF 4.6)
 People supported to develop IGAs (EUTF 1.3)	 People having improved access to basic social benefits (EUTF 2.9)	 Planning and analysis systems set up (EUTF 5.2)
 People benefitting from TVET and skills development (EUTF 1.4)	 Basic social services delivered (EUTF 2.2)	 Field studies and research conducted (EUTF 5.3)
 Basic social services delivered (EUTF 2.2)	 Individuals trained on migration management (EUTF 3.7)	
 People receiving food security assistance (EUTF 2.4)	 People trained on governance and conflict prevention (EUTF 4.2)	

### 1.3.1 REGIONAL

Figure 2: CRRF Urban Development<sup>1</sup>












CRRF: Inclusive Urban Development and Mobility (4 projects)	
 <b>IPs:</b> ACAV, Cities Alliance, IRC and Koboko municipal council  <b>Budget:</b> €8.1M  From <b>December 2019</b> to <b>October 2023</b>	<b>Selected outputs</b>  12,589 basic social services delivered (2.2)  140,887 people with improved access to education, healthcare and WASH services (2.9)  642 people trained on migration management and protection (3.7)

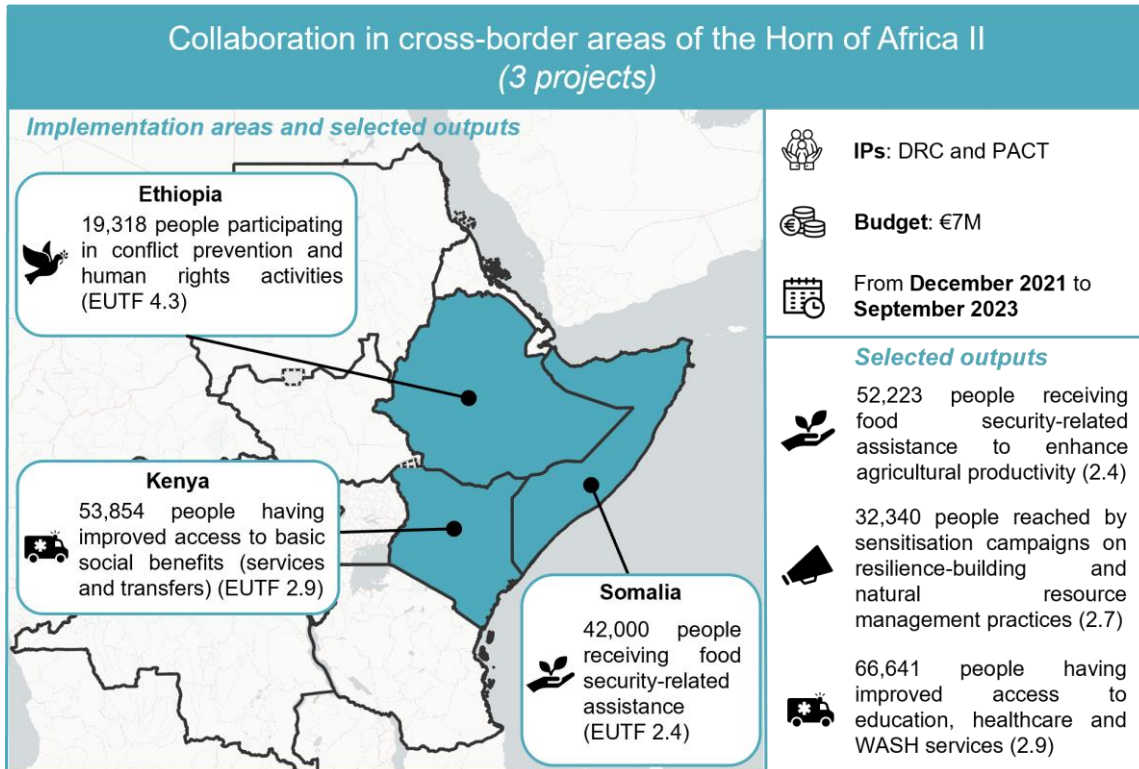
Figure 3: IPPSHAR I and II<sup>2</sup>

IGAD Promoting peace and stability in the Horn of Africa region (IPPSHAR II) (3 projects)	
 <b>IPs:</b> ADA and IGAD  <b>Budget:</b> €3M  From <b>January 2018</b> to <b>September 2023</b>	<b>Selected outputs</b>  604 staff from governmental institutions, internal security forces and relevant non-state actors trained on governance, conflict prevention and human rights (4.2)  30 people participating in conflict prevention and human rights activities (4.3)

<sup>1</sup> Projects implemented under the CRRF Urban Development programme include CRRF Inclusive Urban Development ACAV, CRRF Inclusive Urban Development Cities Alliance, CRRF Inclusive Urban Development IRC and CRRF Inclusive Urban Development Koboko.

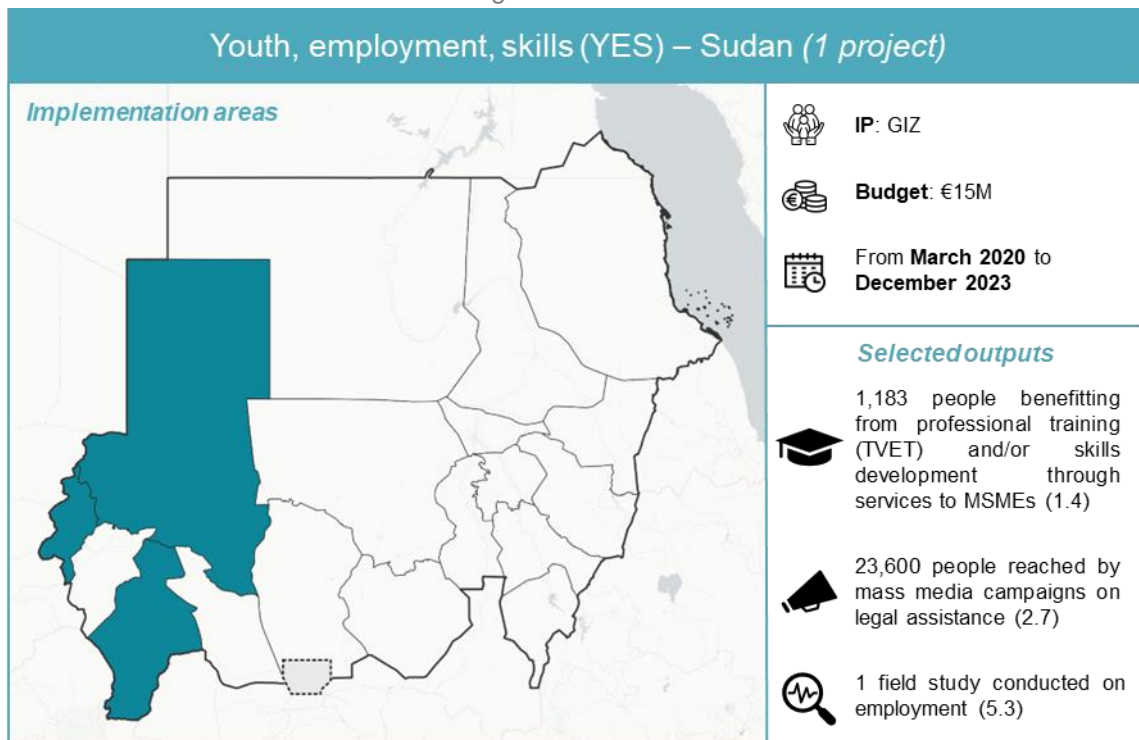
<sup>2</sup> Projects implemented under the IPPSHAR programme include IGAD Promoting Peace and Stability in the Horn of Africa Region (IPPSHAR ADA), Supporting the IGAD Secretariat in the area of Peace and Security (IPPSHAR IGAD), and Supporting the IGAD Secretariat in the area of Peace and Security – Phase II (IPPSHAR II – IGAD).

Figure 4: Cross-Border II<sup>1</sup>



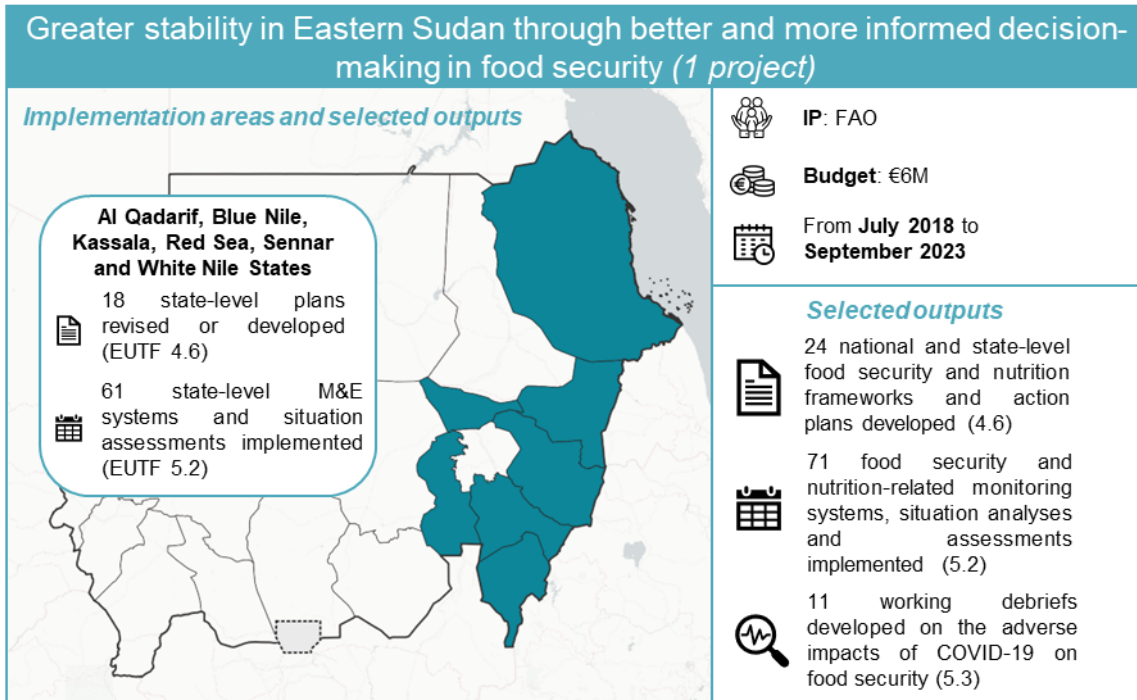
### 1.3.4 SUDAN

Figure 5: YES GIZ



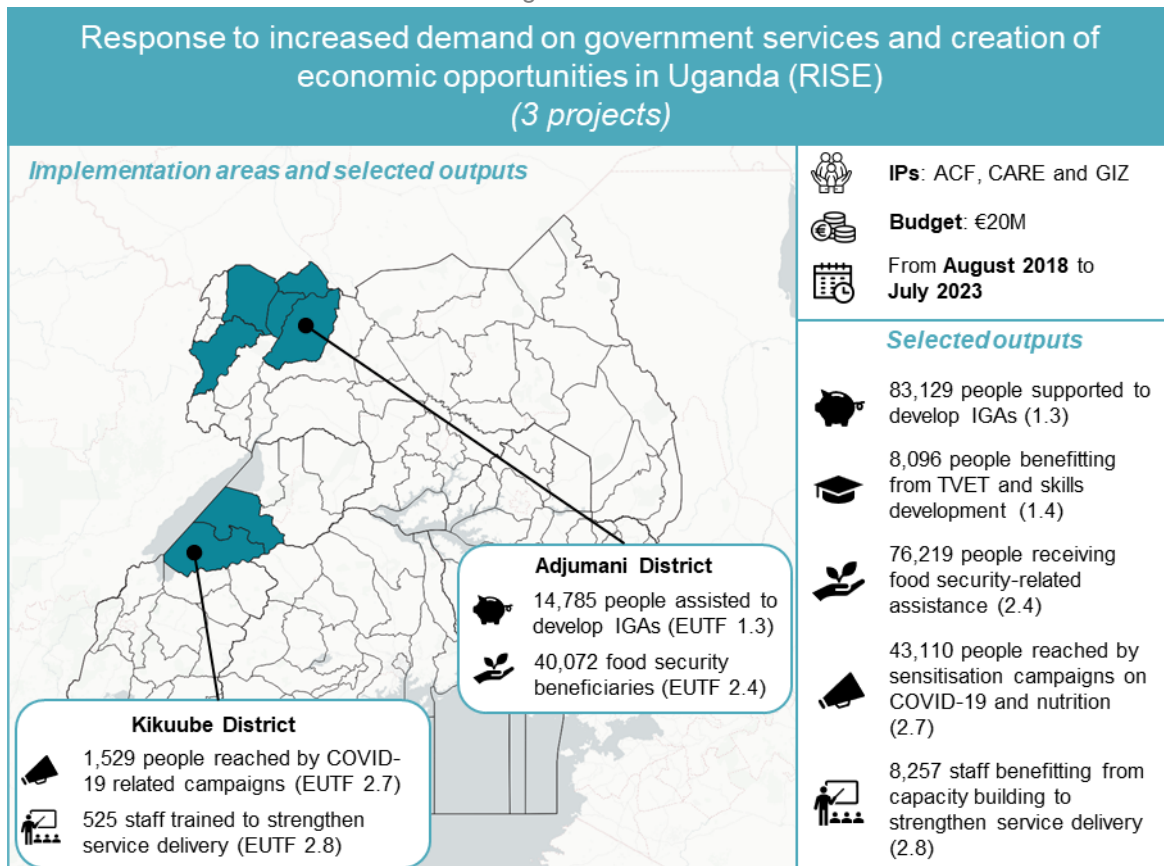
<sup>1</sup> Projects implemented under the Cross-Border II programme include Cross-Border PACT SEEK II, Cross-Border PACT RASMI II and Cross-Border BORESHA DRC II.

Figure 6: Greater Stability East SD FAO



### 1.3.3 UGANDA

Figure 7: RISE<sup>1</sup>

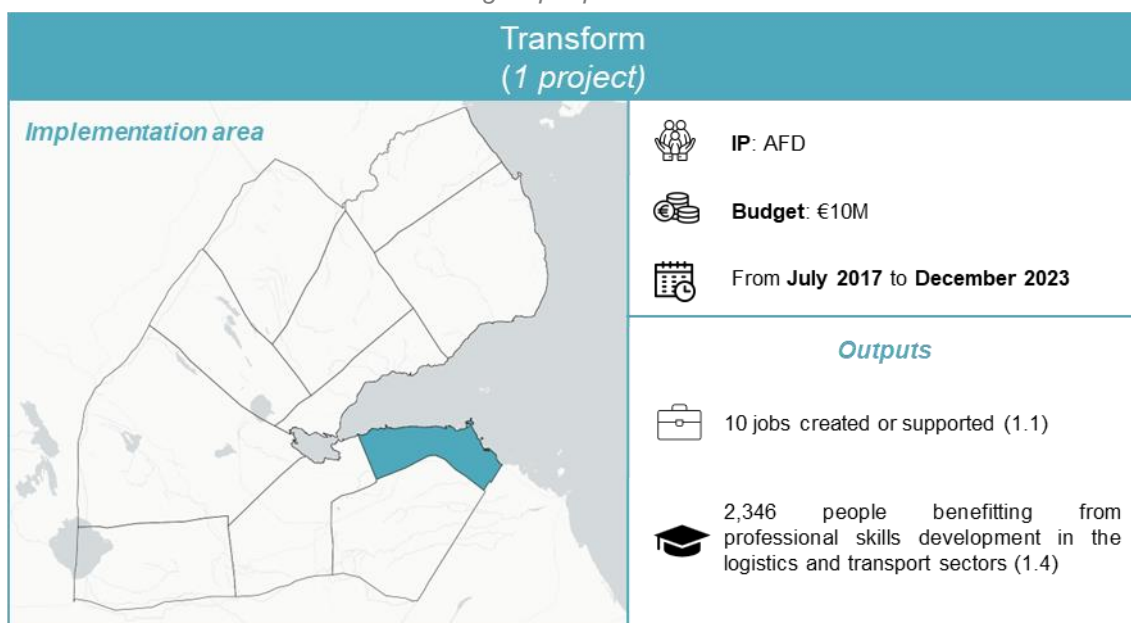


<sup>1</sup> Projects implemented under the RISE programme include RISE ACF, RISE CARE and RISE GIZ.



### 1.3.3 DJIBOUTI

Figure 8: Transform - *Professionnaliser les jeunes et les professionnels de la filière transport-logistique-portuaire*



### 1.3. LIST OF INDICATORS

EUTF Indicator
1.1 Number of direct jobs created or supported
1.2 Number of MSMEs created or supported
1.3 Number of people assisted to develop income-generating activities (IGAs)
1.4 Number of people benefitting from professional training (TVET) and/or skills development
1.5 Number of industrial parks and/or business infrastructure constructed, expanded or improved
2.1 Number of local development plans directly supported
2.1 bis Number of social infrastructures built and/or rehabilitated
2.2 Number of basic social services delivered
2.3 Number of people receiving nutrition assistance
2.4 Number of people receiving food security-related assistance
2.5 Number of local governments and/or communities that adopt and implement local disaster risk reduction strategies
2.6 Hectares of agricultural and pastoral ecosystems where sustainable management practices have been introduced with EU support
2.7 Number of people reached by sensitisation campaigns on resilience-building practices and basic rights
2.8 Number of staff from local authorities and basic service providers benefitting from capacity building to strengthen service delivery
2.9 Number of people having improved access to basic social benefits (services and transfers)
3.1 Number of projects and initiatives supported by diaspora members
3.2 Number of migrants in transit, refugees/asylum seekers and IDPs protected and/or assisted
3.3 Number of (potential) migrants reached by information campaigns on migration
3.4 Number of voluntary returns supported
3.5 Number of returning migrants benefitting from post-arrival assistance
3.5 bis Number of returning migrants benefitting from reintegration assistance
3.6 Number of institutions and non-state actors strengthened through capacity building or operational support on protection and migration management
3.7 Number of individuals trained on migration management and protection
3.8 Number of people of concern benefitting from evacuation and resettlement assistance or other durable solutions for evacuees
3.10 Number of people benefitting from legal migration and mobility programmes
3.11 Number of awareness raising events on migration
4.1 Number of infrastructures supported to strengthen governance
4.1 bis Number of items of equipment provided to strengthen governance
4.2 Number of staff from governmental institutions, internal security forces and relevant non-state actors trained on governance, conflict prevention and human rights
4.3 Number of people participating in conflict prevention and human rights activities
4.6 Number of strategies, laws, policies and plans developed and / or directly supported
5.1 Number of multi-stakeholder groups and learning mechanisms formed and regularly gathering
5.2 Number of planning, monitoring, learning, data collection and analysis systems set up, implemented and / or strengthened
5.3 Number of field studies, surveys and other research conducted
5.4 Number of regional cooperation initiatives created, launched or supported
6.1 Number of COVID-19 pandemic-related supplies provided
6.2 Number of people directly benefitting from COVID-19 emergency response activities
6.3 Number of entities benefitting from COVID-19 emergency response activities

## 1.4. CHANGES AND CORRECTIONS

The tables below explain the differences in values reported in this report (2023 annual report) and the previous EUTF MLS report (S1 2023 report). These changes and corrections are due to (i) indicator mapping revisions (when a project activity output and the associated data has been ‘remapped’ from one EUTF indicator to another), (ii) multiplier revisions (that is, adjustments to the formula used by the MLS to account for double counting of outputs), (iii) data corrections provided by the IP, (iv) data corrections made by the MLS team (for example, when unusual patterns are observed in a project’s historical data and the IP is unable to provide an explanation in time for the report, the data points are temporarily removed from the database), (v) a project providing historical data that was not previously reported to the MLS, (vi) newly included projects in the MLS providing historical data retroactively and (vii) projects that have been retroactively included the MLS following improved communication or data collection procedures. Particularly significant changes or corrections are further explained below or in the footnotes.

It is worth noting that the following projects reviewed all data previously reported to the MLS and made multiple corrections as a result of this process.

- CRRF DIRECT CARE (Regional), HealthPro GOAL (Sudan) and RED UBF (Uganda) made various retroactive corrections to their historical output data following a request to review their historical data.
- Greater Stability East SD FAO (Sudan) made retroactive corrections to their historical output data after undertaking a standard final review of their historical reporting, as requested by the MLS for all ending projects.

Furthermore, several projects in Sudan (e.g. EPKS GIZ, HealthPro GOAL, HealthPro AICS, Acacia – Arabic Gum Value Chain in Sudan - Support and Youth & Women WE-RISE AICS) also provided data retroactively for several of their activities undertaken in the S1 2023 period, which were not initially possible to collect (during the S1 2023 data collection period) due to the outbreak of the conflict in Sudan.

In addition, the following projects retroactively reported data for S1 2023 in S2 2023 as they were unable to submit their data on time in S1 2023, resulting in large differences between their outputs in the S1 2023 semester report and those found in the 2023 annual report.

- CRRF DIRECT Protection and Assistance (Burundi)
- DRR Amhara (Ethiopia)
- DRR EDRMC (Ethiopia)
- DRR Oromia (Ethiopia)
- DRR Sidama (Ethiopia)

Finally, the MLS team undertook a comprehensive review of all historical data in preparation for the 2023 annual report, during which a number of mapping revisions were implemented to ensure methodological consistency and harmonisation. This exercise particularly affected EUTF indicators 1.3, 1.4, 2.2 and 2.9.

## STRATEGIC OBJECTIVE 1

### EUTF indicator 1.1

Project	Period	2023 annual report	S1 2023 report	Diff.	Explanation
RDPP ET Plan	< 2018	0	12	-12	Mapping revision in MLS

	2018-Q3	12	15	-3	Mapping revision in MLS
	2019-Q1	12	35	-23	Mapping revision in MLS
	2019-Q3	12	39	-27	Mapping revision in MLS
	2019-Q4	0	19	-19	Mapping revision in MLS
<b>RESET II REAL iDE</b>	2019-Q4	15	0	15	Mapping revision in MLS
<b>CRRF ET Job Creation MC</b>	2022-Q3	202	521	-319	Correction from IP (mapping revision)
	2023-Q2	144	142	2	Correction from IP (mapping revision)
<b>SS Women Empowerment Dorcas</b>	2022-Q2	0	328	-328	Correction from IP
	2022-Q4	112	444	-332	Correction from IP
<b>ILED ISED NIS</b>	2023-Q2	57	0	57	Data added retroactively
<b>JPP UNOPS</b>	2023-Q1	86	0	86	Data verification delayed
	2023-Q2	87	0	87	Data verification delayed
<b>Cross-Border BORESHA III DRC</b>	2023-Q1	0	12	-12	Mapping revision in MLS
<b>TCF EAC Ministry</b>	2020-Q4	0	2	-2	Mapping revision in MLS
	2021-Q1	0	2	-2	Mapping revision in MLS
	2021-Q2	0	2	-2	Mapping revision in MLS

## EUTF indicator 1.2

Project	Period	2023 annual report	S1 2023 report	Diff.	Explanation
<b>RESTORE 2 WV</b>	2020-Q2	11	0	11	Mapping revision in MLS
<b>RISE ACF</b>	2022-Q1	0	6	-6	Mapping revision in MLS
	2022-Q2	0	6	-6	Mapping revision in MLS
	2022-Q4	0	36	-36	Mapping revision in MLS
<b>SUPREME Livelihoods WV</b>	2022-Q1	0	188	-188	Mapping revision in MLS
	2022-Q2	0	190	-190	Mapping revision in MLS
	2022-Q3	0	192	-192	Mapping revision in MLS
	2022-Q4	0	192	-192	Mapping revision in MLS
	2023-Q1	0	6	-6	Mapping revision in MLS
	2023-Q2	0	3	-3	Mapping revision in MLS
<b>SS Women Empowerment Dorcas</b>	2021-Q4	441	438	3	Correction from IP
<b>ILED NORDIC FUND IFU</b>	2021-Q1	0	1	-1	Data correction in MLS
	2021-Q2	0	1	-1	Data correction in MLS
	2021-Q3	0	1	-1	Data correction in MLS
	2021-Q4	0	1	-1	Data correction in MLS
	2022-Q1	2	4	-2	Data correction in MLS
	2022-Q3	5	4	1	Data correction in MLS
	2022-Q4	7	4	3	Data correction in MLS
	2023-Q1	3	1	2	Data correction in MLS
<b>Acacia – Arabic Gum Value Chain in Sudan – Support</b>	2023-Q1	28	0	28	Data correction in MLS

## EUTF indicator 1.3

Project	Period	2023 annual report	S1 2023 report	Diff.	Explanation
<b>EI Niño SD WHH</b>	2018-Q3	197	155	42	Mapping revision in MLS
<b>RDPP ET Plan<sup>1</sup></b>	< 2018	0	68	-68	Mapping revision in MLS
	2018-Q3	156	343	-187	Mapping revision in MLS
	2018-Q4	217	543	-326	Mapping revision in MLS
	2019-Q1	50	533	-483	Mapping revision in MLS
	2019-Q2	362	509	-147	Mapping revision in MLS
	2019-Q3	0	110	-110	Mapping revision in MLS
	2019-Q4	270	995	-725	Mapping revision in MLS
	2020-Q1	40	134	-94	Mapping revision in MLS
	2020-Q3	174	254	-80	Mapping revision in MLS
	2020-Q4	60	244	-184	Mapping revision in MLS

<sup>1</sup> During the S2 2023 data collection period, 3,714 youths trained on life skills by the RDPP ET Plan project (Ethiopia) were remapped from 1.3 and counted under EUTF indicator 1.4.



	2021-Q1	0	100	-100	Mapping revision in MLS
	2021-Q2	45	145	-100	Mapping revision in MLS
	2021-Q3	0	1,110	-1,110	Mapping revision in MLS
<b>RDPP KE UNHCR</b>	< 2018	8,360	8,225	135	Mapping revision in MLS
	2018-Q1	9,960	9,953	7	Mapping revision in MLS
	2018-Q3	3,712	3,522	190	Mapping revision in MLS
	2019-Q3	305	295	10	Mapping revision in MLS
<b>RESET II ACF</b>	< 2018	49	46	3	Mapping revision in MLS
	2018-Q2	447	312	135	Mapping revision in MLS
	2018-Q4	850	677	173	Mapping revision in MLS
	2019-Q2	193	145	48	Mapping revision in MLS
	2019-Q4	207	162	45	Mapping revision in MLS
<b>RESET II REAL IDE</b>	2019-Q4	50	65	-15	Mapping revision in MLS
<b>RESTORE 2 DFN<sup>1</sup></b>	2019-Q3	454	25	429	Mapping revision in MLS
	2020-Q3	844	376	468	Mapping revision in MLS
	2021-Q1	72	0	72	Mapping revision in MLS
	2021-Q2	90	0	90	Mapping revision in MLS
	2021-Q3	898	648	250	Mapping revision in MLS
	2021-Q4	238	127	111	Mapping revision in MLS
	2022-Q1	219	139	79	Mapping revision in MLS
	2022-Q2	70	45	26	Mapping revision in MLS
<b>RESTORE 2 WV</b>	2020-Q1	425	415	10	Mapping revision in MLS
	2020-Q2	357	368	-11	Mapping revision in MLS
	2020-Q3	794	736	58	Mapping revision in MLS
	2020-Q4	70	50	20	Mapping revision in MLS
	2021-Q1	960	924	36	Mapping revision in MLS
	2021-Q3	117	97	20	Mapping revision in MLS
<b>SSRD FAO<sup>2</sup></b>	2021-Q1	2,100	1,800	300	Mapping revision in MLS
	2021-Q3	2,416	941	1,475	Mapping revision in MLS
	2021-Q4	2,416	941	1,475	Mapping revision in MLS
	2022-Q1	1,826	533	1,293	Mapping revision in MLS
	2022-Q2	1,846	539	1,307	Mapping revision in MLS
	2022-Q3	780	630	150	Mapping revision in MLS
	2022-Q4	780	630	150	Mapping revision in MLS
	2023-Q1	1,286	1,029	257	Mapping revision in MLS
	2023-Q2	214	171	43	Mapping revision in MLS
<b>RISE ACF<sup>3</sup></b>	2020-Q2	5,847	2,290	3,557	Mapping revision in MLS
	2020-Q3	4,985	2,730	2,254	Mapping revision in MLS
	2020-Q4	4,575	2,393	2,182	Mapping revision in MLS
	2021-Q1	4,893	3,047	1,846	Mapping revision in MLS
	2021-Q2	4,842	3,884	958	Mapping revision in MLS
	2021-Q3	8,730	4,820	3,910	Mapping revision in MLS
	2021-Q4	4,216	2,658	1,558	Mapping revision in MLS
	2022-Q1	4,198	2,251	1,947	Mapping revision in MLS
	2022-Q2	4,245	2,277	1,968	Mapping revision in MLS
	2022-Q3	1,874	1,704	170	Mapping revision in MLS
	2022-Q4	4,066	3,818	248	Mapping revision in MLS
	2023-Q1	4,167	3,771	396	Mapping revision in MLS
	2023-Q2	3,004	2,523	481	Mapping revision in MLS
<b>SSRD WV</b>	2020-Q1	10	0	10	Mapping revision in MLS
	2020-Q2	3,304	2,881	423	Mapping revision in MLS
	2020-Q3	603	559	44	Mapping revision in MLS
	2020-Q4	603	559	44	Mapping revision in MLS
	2021-Q1	590	547	43	Mapping revision in MLS
	2021-Q2	596	553	43	Mapping revision in MLS
	2021-Q3	394	188	206	Mapping revision in MLS
	2021-Q4	159	62	97	Mapping revision in MLS
	2022-Q1	1,958	1,929	30	Mapping revision in MLS
	2022-Q2	2,972	2,927	46	Mapping revision in MLS

<sup>1</sup> During the S2 2023 data collection period, 1,525 people trained on climate smart agriculture techniques by the RESTORE 2 DFN project (Somalia) were remapped from EUTF indicator 1.4 and counted under EUTF indicator 1.3.

<sup>2</sup> During the S2 2023 data collection period, 6,450 smallholder group members trained and provided with equipment, cash, and material support as well as VSLA kits by the SSRD FAO project (South Sudan) were remapped from EUTF indicator 1.4 and counted under EUTF indicator 1.3.

<sup>3</sup> During the S2 2023 data collection period, 21,475 people trained on agricultural production and agricultural value chains by the RISE ACF project (Uganda) were remapped from EUTF indicator 1.4 and counted under EUTF indicator 1.3.

	2022-Q3	3,734	3,719	16	Mapping revision in MLS
<b>Alianza Shire</b>	2023-Q1	6	0	6	Mapping revision in MLS
	2023-Q2	6	0	6	Mapping revision in MLS
<b>CRRF ET Job Creation MC</b>	2023-Q2	17	0	17	Correction from IP (mapping revision)
<b>CRRF KE Self-Reliance project</b>	2021-Q1	1,454	1,424	30	Mapping revision in MLS
	2021-Q2	785	727	58	Mapping revision in MLS
	2021-Q4	2,445	1,792	653	Mapping revision in MLS
	2022-Q2	803	772	31	Mapping revision in MLS
	2022-Q4	3,857	3,792	65	Mapping revision in MLS
	2023-Q2	857	789	68	Mapping revision in MLS
<b>SUPREME Livelihoods WV</b>	2022-Q1	4,140	3,952	188	Mapping revision in MLS
	2022-Q2	4,186	3,996	190	Mapping revision in MLS
	2022-Q3	4,232	4,040	192	Mapping revision in MLS
	2022-Q4	3,111	2,919	192	Mapping revision in MLS
	2023-Q1	6	0	6	Mapping revision in MLS
<b>SS Women Empowerment DCA</b>	2023-Q2	352	349	3	Mapping revision in MLS
	2021-Q3	280	200	80	Mapping revision in MLS
<b>DRR Sidama</b>	2022-Q3	280	240	40	Mapping revision in MLS
	2022-Q4	280	240	40	Mapping revision in MLS
	2023-Q1	616	0	616	Q1 2023 data reported retroactively
<b>CRRF Urban Development Koboko<sup>1</sup></b>	2023-Q2	623	0	623	Q2 2023 data reported retroactively
	2022-Q1	60	30	30	Mapping revision in MLS
<b>HealthPro GOAL</b>	2023-Q1	270	0	270	Mapping revision in MLS
<b>SS Women Empowerment Dorcas</b>	2021-Q3	3,303	3,148	155	Data correction in MLS
	2021-Q4	1,789	1,682	107	Data correction in MLS
<b>ILED FIG AECF<sup>2</sup></b>	2021-Q4	1,114	749	365	Correction from IP
	2022-Q2	282	915	-633	Correction from IP
<b>SS Jobs Creation ITC</b>	2023-Q1	941	2,291	-1,350	Correction from IP
	2023-Q2	1,584	3,628	-2,044	Correction from IP
	2022-Q2	860	483	377	Mapping revision in MLS
	2022-Q4	1,439	1,052	387	Mapping revision in MLS
<b>RED Save the Children<sup>3</sup></b>	2023-Q1	701	620	81	Mapping revision in MLS
	2023-Q2	689	416	273	Mapping revision in MLS
	2023-Q1	1,275	1,944	-669	Correction from IP
<b>Youth &amp; Women WE-RISE AICS<sup>4</sup></b>	2023-Q2	2,081	3,326	-1,245	Correction from IP
	2023-Q1	14,909	5,080	9,829	Correction from IP
<b>Acacia – Arabic Gum Value Chain in Sudan – Support</b>	2023-Q1	781	700	81	Correction from IP
<b>DRR Amhara</b>	2023-Q1	3,225	0	3,225	Q1 2023 data reported retroactively
	2023-Q2	3,261	0	3,261	Q2 2023 data reported retroactively

## EUTF indicator 1.4

Project	Period	2023 annual report	S1 2023 report	Diff.	Explanation
<b>EI Niño SD WHH</b>	2018-Q3	0	42	-42	Mapping revision in MLS
<b>RDPP ET DCA</b>	2018-Q3	86	100	-15	Data correction in MLS
	2018-Q4	141	148	-7	Data correction in MLS
	2020-Q1	15	19	-4	Data correction in MLS
<b>RDPP ET Plan<sup>5</sup></b>	< 2018	87	19	68	Mapping revision in MLS
	2018-Q3	226	39	187	Mapping revision in MLS
	2018-Q4	326	0	326	Mapping revision in MLS
	2019-Q1	506	23	483	Mapping revision in MLS

<sup>1</sup> During the S2 2023 data collection period, 300 beneficiaries of trainings on urban farming and agricultural start-up kits provided by the CRRF Inclusive Urban Development Koboko project (Regional) were remapped from EUTF indicator 2.4 and counted under EUTF indicator 1.3.

<sup>2</sup> During the S1 2023 data collection period, ILED FIG AECF accidentally reported to us the amount of the loans they had disbursed, in addition to the number of beneficiaries.

<sup>3</sup> During the S1 2023 reporting period, RED Save the Children clarified that the beneficiaries receiving entrepreneurship trainings were counted twice under financial linkages.

<sup>4</sup> Youth & Women WE-RISE AICS retroactively reported on VSLA beneficiaries in Al Qadarif and Kassala States due to difficulties in collecting this data for S1 2023 as a result of the Sudan conflict.

<sup>5</sup> During the S2 2023 data collection period, 3,714 youths trained on life skills by the RDPP ET Plan project (Ethiopia) were remapped from EUTF indicator 1.3 and counted under EUTF indicator 1.4.

	2019-Q2	147	0	147	Mapping revision in MLS
	2019-Q3	230	120	110	Mapping revision in MLS
	2019-Q4	744	19	725	Mapping revision in MLS
	2020-Q1	1,318	1,224	94	Mapping revision in MLS
	2020-Q3	80	0	80	Mapping revision in MLS
	2020-Q4	295	111	184	Mapping revision in MLS
	2021-Q1	100	0	100	Mapping revision in MLS
	2021-Q2	100	0	100	Mapping revision in MLS
	2021-Q3	1,239	129	1,110	Mapping revision in MLS
<b>RDPP KE UNHCR</b>	< 2018	4,821	4,943	-122	Mapping revision in MLS
	2018-Q3	389	579	-190	Mapping revision in MLS
	2019-Q3	362	372	-10	Mapping revision in MLS
<b>RESET II ACF</b>	< 2018	19	22	3	Mapping revision in MLS
	2018-Q2	177	312	-135	Mapping revision in MLS
	2018-Q4	262	435	-173	Mapping revision in MLS
	2019-Q2	97	145	-48	Mapping revision in MLS
	2019-Q4	117	162	-45	Mapping revision in MLS
<b>RESTORE 2 DFN<sup>1</sup></b>	2019-Q3	0	429	-429	Mapping revision in MLS
	2020-Q3	0	468	-468	Mapping revision in MLS
	2021-Q1	133	205	-72	Mapping revision in MLS
	2021-Q2	118	208	-90	Mapping revision in MLS
	2021-Q3	240	490	-250	Mapping revision in MLS
	2021-Q4	334	445	-111	Mapping revision in MLS
	2022-Q1	106	185	-79	Mapping revision in MLS
	2022-Q2	34	60	-26	Mapping revision in MLS
<b>RESTORE 2 WV</b>	2020-Q1	0	10	-10	Mapping revision in MLS
	2020-Q3	30	88	-58	Mapping revision in MLS
	2020-Q4	205	225	-20	Mapping revision in MLS
	2021-Q1	20	56	-36	Mapping revision in MLS
	2021-Q3	55	75	-20	Mapping revision in MLS
<b>SSRD FAO<sup>2</sup></b>	2021-Q1	30	330	-300	Mapping revision in MLS
	2021-Q3	15	1,490	-1,475	Mapping revision in MLS
	2021-Q4	15	1,490	-1,475	Mapping revision in MLS
	2022-Q1	15	1,308	-1,293	Mapping revision in MLS
	2022-Q2	15	1,322	-1,307	Mapping revision in MLS
	2022-Q3	15	165	-150	Mapping revision in MLS
	2022-Q4	15	165	-150	Mapping revision in MLS
	2023-Q1	26	283	-257	Mapping revision in MLS
	2023-Q2	4	47	-43	Mapping revision in MLS
<b>RISE ACF<sup>3</sup></b>	2020-Q2	0	3,557	-3,557	Mapping revision in MLS
	2020-Q3	86	2,340	-2,254	Mapping revision in MLS
	2020-Q4	70	2,252	-2,182	Mapping revision in MLS
	2021-Q1	152	1,998	-1,846	Mapping revision in MLS
	2021-Q2	203	1,161	-958	Mapping revision in MLS
	2021-Q3	0	3,910	-3,910	Mapping revision in MLS
	2021-Q4	388	1,946	-1,558	Mapping revision in MLS
	2022-Q1	61	2,007	-1,947	Mapping revision in MLS
	2022-Q2	61	2,030	-1,968	Mapping revision in MLS
	2022-Q3	74	244	-170	Mapping revision in MLS
	2022-Q4	23	271	-248	Mapping revision in MLS
	2023-Q1	42	438	-396	Mapping revision in MLS
	2023-Q2	60	541	-481	Mapping revision in MLS
<b>SPRS-NU Enabel</b>	2023-Q1	67	566	-499	Correction from IP
	2023-Q2	54	845	-791	Correction from IP
<b>Alianza Shire</b>	2023-Q1	0	6	-6	Mapping revision in MLS
	2023-Q2	0	6	-6	Mapping revision in MLS
<b>CRRF ET Job Creation MC</b>	2023-Q2	325	305	20	Correction from IP (mapping revision)
<b>SS Women Empowerment DCA</b>	2021-Q3	80	160	-80	Mapping revision in MLS
	2022-Q3	120	160	-40	Mapping revision in MLS

<sup>1</sup> During the S2 2023 data collection period, 1,525 people trained on climate smart agriculture techniques by the RESTORE 2 DFN project (Somalia) were remapped from EUTF indicator 1.4 and counted under EUTF indicator 1.3.

<sup>2</sup> During the S2 2023 data collection period, 6,450 smallholder group members trained and provided with equipment, cash, and material support as well as VSLA kits by the SSRD FAO project (South Sudan) were remapped from 1.4 and counted under EUTF indicator 1.3.

<sup>3</sup> During the S2 2023 data collection period, 21,475 people trained on agricultural production and agricultural value chains by the RISE ACF project (Uganda) were remapped from 1.4 and counted under EUTF indicator 1.3.

	2022-Q4	120	160	-40	Mapping revision in MLS
<b>SS Women Empowerment Dorcas</b>	2021-Q3	2	9	-7	Correction from IP
	2021-Q4	399	767	-368	Correction from IP
<b>EPKS GIZ</b>	2023-Q1	774	0	774	Correction from IP
<b>SS Jobs Creation ITC</b>	2022-Q2	48	425	-377	Mapping revision in MLS
	2022-Q4	47	434	-387	Mapping revision in MLS
	2023-Q1	715	796	-81	Mapping revision in MLS
	2023-Q2	358	631	-273	Mapping revision in MLS
<b>Cross-Border BORESHA III DRC</b>	2023-Q1	12	0	12	Mapping revision in MLS
<b>ILED RAAISE FAO</b>	2021-Q1	20	0	20	Correction from IP
	2023-Q1	27	26	1	Correction from IP
<b>TCF EAC Ministry</b>	2020-Q4	2	0	2	Mapping revision in MLS
	2021-Q1	2	0	2	Mapping revision in MLS
	2021-Q2	2	0	2	Mapping revision in MLS

## EUTF indicator 1.5

Project	Period	2023 annual report	S1 2023 report	Diff.	Explanation
<b>Acacia – Arabic Gum Value Chain in Sudan – Support<sup>1</sup></b>	2022-Q3	0	201	-201	Data correction in MLS

## STRATEGIC OBJECTIVE 2

### EUTF indicator 2.1

Project	Period	2023 annual report	S1 2023 report	Diff.	Explanation
<b>CRRF DIRECT CARE</b>	2021-Q4	0	1	-1	Correction from IP
	2022-Q1	1	2	-1	Correction from IP
	2022-Q2	1	3	-2	Correction from IP
	2023-Q1	0	1	-1	Correction from IP

### EUTF indicator 2.1 bis

Project	Period	2023 annual report	S1 2023 report	Diff.	Explanation
<b>Solutions Pérennes IOM</b>	2019-Q3	0	1	-1	Correction from IP
	2022-Q2	19	15	4	Correction from IP
<b>CRRF KE Self-Reliance project</b>	2020-Q3	6	7	-1	Correction from IP
	2020-Q4	0	1	-1	Correction from IP
	2022-Q4	4	6	-2	Correction from IP
	2023-Q1	2	4	-2	Correction from IP
	2023-Q2	7	9	-2	Correction from IP
<b>DRR Oromia</b>	2023-Q1	1	0	1	Q1 2023 data reported retroactively
	2023-Q2	1	0	1	Q2 2023 data reported retroactively
<b>DRR Amhara</b>	2023-Q1	2	0	2	Q1 2023 data reported retroactively

### EUTF indicator 2.2

Project	Period	2023 annual report	S1 2023 report	Diff.	Explanation
<b>RDPP ET DCA</b>	< 2018	53	108	-55	Mapping revision in MLS
	2018-Q1	5	10	-5	Mapping revision in MLS
<b>RDPP ET Plan<sup>2</sup></b>	2018-Q3	767	429	338	Mapping revision in MLS

<sup>1</sup> During the S2 2023 data collection period, it was made clear that 201 MSMEs supported by Acacia – Arabic Gum Value Chain in Sudan – Support had been incorrectly counted as businesses constructed.

<sup>2</sup> During the S2 2023 data collection period, 2,425 refugee children supported with registration in schools by RDPP ET Plan were remapped from EUTF indicator 3.2 and counted under 2.2.



	2018-Q4	7	0	7	Mapping revision in MLS
	2019-Q3	2,213	133	2,080	Mapping revision in MLS
<b>EQUIP QLEAR SC<sup>1</sup></b>	2019-Q1	0	3	-3	Mapping revision in MLS
	2019-Q2	13,707	13,838	-131	Mapping revision in MLS
	2019-Q3	17,477	17,514	-37	Mapping revision in MLS
	2019-Q4	0	82	-82	Mapping revision in MLS
	2020-Q3	1,753	2,228	-475	Mapping revision in MLS
	2020-Q4	0	2,256	-2,256	Mapping revision in MLS
<b>EQUIP I-LEARN UNICEF</b>	2019-Q3	0	742	-742	Mapping revision in MLS
<b>HealthPro GOAL</b>	2021-Q3	9,368	8,992	376	Correction from IP
	2021-Q4	6,642	5,670	972	Correction from IP
	2022-Q1	5,234	5,276	-42	Correction from IP
	2022-Q2	4,594	4,713	-119	Correction from IP
	2022-Q4	5,403	4,640	763	Correction from IP
<b>SS Women Empowerment Dorcas</b>	2021-Q4	55	32	23	Correction from IP
<b>RESTORE NRC<sup>2</sup></b>	2018-Q3	0	200	-200	Mapping revision in MLS
<b>EQUIP 2 SC<sup>3</sup></b>	2021-Q3	17,391	20,016	-2,625	Mapping revision in MLS
	2021-Q4	63,157	64,194	-1,037	Mapping revision in MLS
	2022-Q3	530	646	-116	Mapping revision in MLS
	2022-Q4	41,975	57,080	-15,105	Mapping revision in MLS
<b>JRoL Somaliland UNDP</b>	2020-Q1	1,169	1,107	62	Data correction in MLS
	2020-Q2	1,169	1,107	62	Data correction in MLS
	2020-Q3	1,182	1,119	63	Data correction in MLS
	2020-Q4	1,182	1,119	63	Data correction in MLS
	2021-Q1	1,196	1,100	96	Data correction in MLS
	2021-Q2	1,210	1,112	97	Data correction in MLS
	2021-Q3	1,223	1,124	99	Data correction in MLS
	2021-Q4	1,223	1,124	99	Data correction in MLS
	2022-Q1	752	688	64	Data correction in MLS
	2022-Q2	760	696	65	Data correction in MLS
	2022-Q3	769	703	65	Data correction in MLS
	2022-Q4	769	703	65	Data correction in MLS
<b>SUPREME JLOS MoJCA</b>	2023-Q1	138	0	138	Q1 2023 data reported retroactively
	2023-Q2	210	0	210	Q2 2023 data reported retroactively
<b>BRICK UNICEF<sup>4</sup></b>	2021-Q4	44,808	45,941	-1,133	Mapping revision in MLS
	2022-Q4	0	323	-323	Mapping revision in MLS
	2023-Q1	2,258	9,458	-7,200	Mapping revision in MLS
<b>HEALTHPRO AICS<sup>5</sup></b>	2023-Q1	17,806	18,564	-758	Correction from IP
	2023-Q2	10,904	13,101	-2,197	Correction from IP

## EUTF indicator 2.3

Project	Period	2023 annual report	S1 2023 report	Diff.	Explanation
<b>RDPP KE UNHCR<sup>6</sup></b>	2018-Q2	17,649	664	16,985	Mapping revision in MLS
	2018-Q3	23,116	5,158	17,958	Mapping revision in MLS
<b>RESTORE NRC<sup>7</sup></b>	2018-Q3	0	23	-23	Mapping revision in MLS
	2018-Q4	0	60	-60	Mapping revision in MLS
	2019-Q2	0	480	-480	Mapping revision in MLS

<sup>1</sup> During the S2 2023 data collection period, 2,984 alternative learning programme students enrolled in schools through mobilisation efforts from the EQUIP QLEAR SC project (Sudan) were remapped from EUTF indicator 2.2 and counted under EUTF indicator 2.9.

<sup>2</sup> During the S2 2023 data collection period, 200 families receiving unconditional cash transfers through RESTORE NRC (Somalia) were remapped from EUTF indicator 2.2 to EUTF indicator 2.9.

<sup>3</sup> During the S2 2023 data collection period, 18,883 students enrolled in schools through annual school enrolment mobilisation efforts from the EQUIP 2 SC project (Sudan) were remapped from EUTF indicator 2.2 and counted under EUTF indicator 2.9.

<sup>4</sup> During the S2 2023 data collection period, BRICK UNICEF (Sudan) clarified that 8,655 students benefitted from child-friendly school infrastructures (rather than learning materials) through the project and these were remapped from EUTF indicator 2.2 and counted under EUTF indicator 2.9.

<sup>5</sup> HealthPro AICS provided several clarifications on its health-related basic social services during the S2 2023 period, due to delayed verifications of S1 2023 data on account of the conflict in Sudan.

<sup>6</sup> During the S2 2023 data collection period, 34,943 beneficiaries of agricultural support through RDPP KE UNHCR (Kenya) were remapped from EUTF indicator 2.4 to EUTF indicator 2.3.

<sup>7</sup> During the S2 2023 data collection period, 563 lactating women reached by nutrition campaigns through RESTORE NRC (Somalia) were remapped from EUTF indicator 2.3 to EUTF indicator 2.7.

## EUTF indicator 2.4

Project	Period	2023 annual report	S1 2023 report	Diff.	Explanation
RDPP KE UNHCR <sup>1</sup>	2018-Q2	3,124	20,109	-16,985	Mapping revision in MLS
	2018-Q3	874	18,832	-17,958	Mapping revision in MLS
RESTORE 2 WV	2019-Q4	310	50	260	Mapping revision in MLS
	2020-Q1	80	40	40	Mapping revision in MLS
	2020-Q2	134	84	50	Mapping revision in MLS
	2020-Q3	320	195	125	Mapping revision in MLS
	2020-Q4	265	50	215	Mapping revision in MLS
	2021-Q1	210	0	210	Mapping revision in MLS
SSRD WV	2020-Q1	16	26	-10	Mapping revision in MLS
	2020-Q2	431	854	-423	Mapping revision in MLS
	2020-Q3	272	316	-44	Mapping revision in MLS
	2020-Q4	272	316	-44	Mapping revision in MLS
	2021-Q1	266	309	-43	Mapping revision in MLS
	2021-Q2	269	312	-43	Mapping revision in MLS
	2021-Q3	92	297	-206	Mapping revision in MLS
	2021-Q4	103	200	-97	Mapping revision in MLS
	2022-Q1	371	401	-30	Mapping revision in MLS
	2022-Q2	492	537	-46	Mapping revision in MLS
CRRF KE Self-Reliance project	2021-Q1	1,832	1,862	-30	Mapping revision in MLS
	2021-Q2	4,901	4,959	-58	Mapping revision in MLS
	2021-Q4	1,783	2,436	-653	Mapping revision in MLS
	2022-Q4	3,769	3,834	-65	Mapping revision in MLS
	2023-Q2	2,639	2,707	-68	Mapping revision in MLS
STARS MDTF <sup>2</sup>	2023-Q1	471,180	42,421	428,759	Correction from IP
CRRF Urban Development	2022-Q1	0	30	-30	Mapping revision in MLS
Koboko <sup>3</sup>	2023-Q1	0	270	-270	Mapping revision in MLS
RESET Plus Innovation Fund	2021-Q2	4,952	4,968	-16	Mapping revision in MLS
	2022-Q4	919	1,403	-484	Mapping revision in MLS
DRR Oromia	2023-Q1	14,161	0	14,161	Q1 2023 data reported retroactively
	2023-Q2	14,318	0	14,318	Q2 2023 data reported retroactively
Acacia – Arabic Gum Value Chain in Sudan – Support	2023-Q1	85	0	85	Correction from IP
DRR Amhara	2023-Q1	234	0	234	Q1 2023 data reported retroactively
	2023-Q2	237	0	237	Q2 2023 data reported retroactively
CRRF DIRECT CARE <sup>4</sup>	2022-Q2	0	480	-480	Correction from IP
	2022-Q3	1,397	2,226	-829	Correction from IP
	2022-Q4	0	831	-831	Correction from IP
	2023-Q2	655	668	-13	Correction from IP

## EUTF indicator 2.5

Project	Period	2023 annual report	S1 2023 report	Diff.	Explanation
DRR EDRMC	2023-Q1	1	0	1	Q1 2023 data reported retroactively
	2023-Q2	1	0	1	Q2 2023 data reported retroactively
DRR Oromia	2023-Q1	1	0	1	Q1 2023 data reported retroactively
	2023-Q2	1	0	1	Q2 2023 data reported retroactively
DRR Amhara	2023-Q1	1	0	1	Q1 2023 data reported retroactively
	2023-Q2	1	0	1	Q2 2023 data reported retroactively

<sup>1</sup> Ibid.

<sup>2</sup> STARS MDTF provided the MLS with a revised number of people supported with cash transfers, or in-kind food assistance, in Q1 2023, after a verification process of the initial numbers provided.

<sup>3</sup> During the S2 2023 data collection period, 300 beneficiaries of trainings on urban farming and agricultural start-up kits provided by the CRRF Inclusive Urban Development Koboko project (Regional) were remapped from EUTF indicator 2.4 and counted under EUTF indicator 1.3.

<sup>4</sup> In the S2 2023 reporting period, CRRF DIRECT CARE revised the number of landowners and /or user group members trained on soil fertility and provided with micro-drip irrigation equipment previously reported to the MLS.

## EUTF indicator 2.6

Project	Period	2023 annual report	S1 2023 report	Diff.	Explanation
RED UBF	2022-Q4	217	327	-110	Correction from IP
	2023-Q1	0	300	-300	Correction from IP

## EUTF indicator 2.7

Project	Period	2023 annual report	S1 2023 report	Diff.	Explanation
RESET II Vita	2018-Q3	11,642	11,737	-95	Data correction in MLS
RESTORE 2 WV	2019-Q4	597	857	-260	Mapping revision in MLS
	2020-Q1	520	560	-40	Mapping revision in MLS
	2020-Q2	110,223	110,273	-50	Mapping revision in MLS
	2020-Q3	3,320	3,445	-125	Mapping revision in MLS
	2020-Q4	19,800	20,015	-215	Mapping revision in MLS
RESTORE NRC	2021-Q1	1,024	1,234	-210	Mapping revision in MLS
	2018-Q3	173	150	23	Mapping revision in MLS
	2018-Q4	60	0	60	Mapping revision in MLS
	2019-Q2	480	0	480	Mapping revision in MLS
Cross-Border PACT SEEK	2020-Q2	45,047	45,153	-106	Mapping revision in MLS
CRRF Urban Development Koboko	2022-Q4	5,480	5,515	-35	Correction from IP
SS Women Empowerment Dorcas	2021-Q4	247	61	186	Correction from IP
ILED RAAISE FAO	2022-Q4	0	35	-35	Correction from IP
	2023-Q2	0	35	-35	Correction from IP
HEALTHPRO AICS <sup>1</sup>	2023-Q1	39,294	32,946	6,348	Correction from IP
	2023-Q2	78,648	52,249	26,399	Correction from IP
CRRF DIRECT CARE <sup>2</sup>	2021-Q1	34	10	24	Correction from IP
	2022-Q1	11,073	11,201	-128	Correction from IP
	2022-Q2	23,490	23,805	-315	Correction from IP
	2022-Q3	158	2,461	-2,303	Correction from IP
	2022-Q4	816	632	184	Correction from IP

## EUTF indicator 2.8

Project	Period	2023 annual report	S1 2023 report	Diff.	Explanation
RDPP KE UNHCR	< 2018	356	369	-13	Data correction in MLS
	2018-Q1	141	148	-7	Data correction in MLS
RE-INTEG CARE	< 2018	134	234	-100	Mapping revision in MLS
	2018-Q1	99	172	-73	Mapping revision in MLS
	2018-Q2	65	111	-46	Mapping revision in MLS
	2018-Q3	327	508	-181	Mapping revision in MLS
	2018-Q4	99	195	-96	Mapping revision in MLS
	2019-Q1	57	153	-96	Mapping revision in MLS
RESET II Vita	2019-Q2	165	297	-132	Mapping revision in MLS
	< 2018	444	462	-19	Data correction in MLS
	2018-Q1	68	72	-4	Data correction in MLS
	2018-Q2	170	174	-4	Data correction in MLS
	2020-Q1	0	41	-41	Data correction in MLS
LESP SLSP IFAD	2023-Q2	121	91	30	Correction from IP
CRRF KE Self-Reliance project	2022-Q2	180	211	-31	Data correction in MLS
RESET Plus Innovation Fund	2021-Q2	16	0	16	Mapping revision in MLS
	2022-Q4	484	0	484	Mapping revision in MLS
RED UBF	2022-Q3	19	16	3	Correction from IP
RED Save the Children	2021-Q3	40	12	28	Correction from IP

<sup>1</sup> HealthPro AICS provided several clarifications on its health-related resilience campaigns during the S2 2023 period, due to delayed verifications of S1 2023 data on account of the conflict in Sudan.

<sup>2</sup> In the S2 2023 reporting period, CRRF DIRECT CARE corrected the number of community members reached with awareness raising campaigns previously reported to the MLS.

	2021-Q4	0	9	-9	Correction from IP
	2022-Q2	0	21	-21	Correction from IP
	2022-Q3	0	2	-2	Correction from IP
	2022-Q4	39	60	-21	Correction from IP
	2023-Q1	34	49	-15	Correction from IP
	2023-Q2	59	76	-17	Correction from IP
<b>ILED RAAISE FAO</b>	2022-Q4	88	53	35	Correction from IP
	2023-Q2	95	60	35	Correction from IP
<b>CRRF DIRECT CARE<sup>1</sup></b>	2021-Q1	267	164	103	Correction from IP
	2021-Q2	0	53	-53	Correction from IP
	2021-Q4	0	59	-59	Correction from IP
	2022-Q1	0	7	-7	Correction from IP
	2022-Q2	56	106	-50	Correction from IP
	2022-Q4	135	145	-10	Correction from IP
	2023-Q1	0	65	-65	Correction from IP
	2023-Q2	20	121	-101	Correction from IP
<b>EQUIP 2 SOFRECO</b>	2023-Q1	698	0	698	Correction from IP

## EUTF indicator 2.9

Project	Period	2023 annual report	S1 2023 report	Diff.	Explanation
<b>EQUIP QLEAR SC<sup>2</sup></b>	2019-Q1	8,787	8,784	3	Mapping revision in MLS
	2019-Q2	131	0	131	Mapping revision in MLS
	2019-Q3	3,373	3,336	37	Mapping revision in MLS
	2019-Q4	292	210	82	Mapping revision in MLS
	2020-Q3	983	508	475	Mapping revision in MLS
	2020-Q4	4,799	2,543	2,256	Mapping revision in MLS
<b>EQUIP I-LEARN UNICEF</b>	2019-Q3	742	0	742	Mapping revision in MLS
<b>DRR Sidama</b>	2023-Q1	3,796	0	3,796	Q1 2023 data reported retroactively
	2023-Q2	3,838	0	3,838	Q2 2023 data reported retroactively
<b>RDPP ET DCA</b>	< 2018	3,324	3,270	55	Mapping revision in MLS
	2018-Q1	309	303	5	Mapping revision in MLS
<b>RESTORE NRC</b>	2018-Q3	200	0	200	Mapping revision in MLS
<b>STARS MDTF<sup>3</sup></b>	2023-Q1	14,212	780,724	-766,512	Correction from IP
	2023-Q2	14,212	789,398	-775,186	Correction from IP
<b>EQUIP 2 SC<sup>4</sup></b>	2021-Q3	3,008	383	2,625	Mapping revision in MLS
	2021-Q4	8,005	6,968	1,037	Mapping revision in MLS
	2022-Q3	116	0	116	Mapping revision in MLS
	2022-Q4	15,413	308	15,105	Mapping revision in MLS
<b>IRCSES UNICEF<sup>5</sup></b>	2023-Q1	6,783	9,083	-2,300	Data correction in MLS
<b>DRR Amhara</b>	2023-Q1	604	0	604	Q1 2023 data reported retroactively
	2023-Q2	611	0	611	Q2 2023 data reported retroactively
<b>BRICK UNICEF<sup>6</sup></b>	2021-Q4	1,133	0	1,133	Mapping revision in MLS
	2022-Q4	323	0	323	Mapping revision in MLS
	2023-Q1	7,200	0	7,200	Mapping revision in MLS

<sup>1</sup> In the S2 2023 reporting period, CRRF DIRECT CARE revised the number of refugee welfare committee members, district staff and trainers benefitting from capacity building on various resilience topics previously reported to the MLS.

<sup>2</sup> During the S2 2023 data collection period, 2,984 alternative learning programme students enrolled in schools through mobilisation efforts from the EQUIP QLEAR SC project (Sudan) were remapped from EUTF indicator 2.2 and counted under EUTF indicator 2.9.

<sup>3</sup> STARS MDTF provided the MLS with revised numbers on the number of people benefitting from cash transfers following a verification exercise.

<sup>4</sup> During the S2 2023 data collection period, 18,883 students enrolled in schools through annual school enrolment mobilisation efforts from the EQUIP 2 SC project (Sudan) were remapped from EUTF indicator 2.2 and counted under EUTF indicator 2.9.

<sup>5</sup> IRCSES UNICEF provided the MLS with clarifications on double counting of some beneficiaries of cash transfers during the S2 2023 data collection period.

<sup>6</sup> During the S2 2023 data collection period, BRICK UNICEF (Sudan) clarified that 8,655 students benefitting from child-friendly school infrastructures (rather than learning materials) through the project and these were remapped from EUTF indicator 2.2 and counted under EUTF indicator 2.9.



## STRATEGIC OBJECTIVE 3

### EUTF indicator 3.2

Project	Period	2023 annual report	S1 2023 report	Diff.	Explanation
RDPP ET Plan <sup>1</sup>	2018-Q3	0	338	-338	Mapping revision in MLS
	2018-Q4	0	7	-7	Mapping revision in MLS
	2019-Q3	0	2,080	-2,080	Mapping revision in MLS
RE-INTEG IOM <sup>2</sup>	< 2018	0	26,492	-26,429	Mapping revision in MLS
	2018-Q1	0	10,478	-10,478	Mapping revision in MLS

### EUTF indicator 3.4

Project	Period	2023 annual report	S1 2023 report	Diff.	Explanation
RE-INTEG IOM <sup>3</sup>	< 2018	0	2,907	-2,907	Mapping revision in MLS
	2018-Q2	0	1,048	-1,048	Mapping revision in MLS

### EUTF indicator 3.5

Project	Period	2023 annual report	S1 2023 report	Diff.	Explanation
RE-INTEG IOM <sup>4</sup>	< 2018	23,194	20,287	2,907	Mapping revision in MLS
	2018-Q1	1,048	0	1,048	Mapping revision in MLS
CRRF DIRECT Protection and Assistance	2022-Q1	5,659	5,114	545	Correction from IP
	2022-Q2	8,059	7,508	551	Correction from IP
	2022-Q3	6,716	6,159	557	Correction from IP
	2022-Q4	3,884	3,327	557	Correction from IP
	2023-Q1	8,672	0	8,672	Q1 2023 data reported retroactively
	2023-Q2	11,828	0	11,828	Q2 2023 data reported retroactively

### EUTF indicator 3.5 bis

Project	Period	2023 annual report	S1 2023 report	Diff.	Explanation
RE-INTEG IOM <sup>5</sup>	< 2018	26,492	0	26,492	Mapping revision in MLS
	2018-Q1	10,478	0	10,478	Mapping revision in MLS
CRRF DIRECT Protection and Assistance	2022-Q1	85	630	-545	Correction from IP
	2022-Q2	683	1,234	-551	Correction from IP
	2022-Q3	471	1,028	-557	Correction from IP
	2022-Q4	260	817	-557	Correction from IP
	2023-Q1	579	0	579	Q1 2023 data reported retroactively
	2023-Q2	797	0	797	Q2 2023 data reported retroactively

## STRATEGIC OBJECTIVE 4

### EUTF indicator 4.1 bis

Project	Period	2023 annual report	S1 2023 report	Diff.	Explanation
CRRF KE Self-Reliance project	2023-Q1	0	2	-2	Correction from IP

<sup>1</sup> During the S2 2023 data collection period, 2,425 refugee children supported with registration in schools by RDPP ET Plan were remapped from EUTF indicator 3.2 and counted under 2.2.

<sup>2</sup> During the S2 2023 data collection period, 36,970 returnees assisted with arrival refreshments from the RE-INTEG IOM project (Somalia) were remapped from EUTF indicator 3.2 and counted under EUTF indicator 3.5bis.

<sup>3</sup> During the S2 2023 data collection period, 3,955 returnees provided with temporary shelter and onward transportation from the RE-INTEG IOM project (Somalia) were remapped from EUTF indicator 3.4 and counted under EUTF indicator 3.5.

<sup>4</sup> Ibid.

<sup>5</sup> During the S2 2023 data collection period, 36,970 returnees assisted with arrival refreshments from the RE-INTEG IOM project (Somalia) were remapped from EUTF indicator 3.2 and counted under EUTF indicator 3.5bis.

JPP UNOPS	2023-Q1	1	0	1	Data verification delayed
	2023-Q2	1	0	1	Data verification delayed
SUPREME JLOS MoJCA	2023-Q2	76	0	76	Q2 2023 data reported retroactively

## EUTF indicator 4.2

Project	Period	2023 annual report	S1 2023 report	Diff.	Explanation
RE-INTEG CARE	< 2018	257	158	100	Mapping revision in MLS
	2018-Q1	190	116	73	Mapping revision in MLS
	2018-Q2	117	71	46	Mapping revision in MLS
	2018-Q3	281	100	181	Mapping revision in MLS
	2018-Q4	246	150	96	Mapping revision in MLS
	2019-Q1	223	127	96	Mapping revision in MLS
	2019-Q2	250	118	132	Mapping revision in MLS
CRRF Urban Development Koboko	2021-Q4	36	69	-33	Mapping revision in MLS
SS Women Empowerment Dorcas	2021-Q4	219	275	-56	Correction from IP
JPP UNOPS	2022-Q2	798	797	1	Data verification delayed
IPPSHAR II	2021-Q3	74	45	29	Mapping revision in MLS
Strength through Tolerance	2022-Q1	12	8	4	Correction from IP
	2022-Q2	35	8	27	Correction from IP
	2022-Q3	12	8	4	Correction from IP
	2022-Q4	8	5	3	Correction from IP
	2023-Q1	4	0	4	S1 2023 data reported retroactively
TA Budget Support ASI	2023-Q1	11	0	11	Data verification delayed
Acacia – Arabic Gum Value Chain in Sudan – Support	2022-Q4	1	0	1	Data correction in MLS
SUPREME JLOS MoJCA	2023-Q2	29	0	29	Q2 2023 data reported retroactively
CRRF DIRECT CARE	2021-Q4	44	48	-4	Correction from IP

## EUTF indicator 4.3

Project	Period	2023 annual report	S1 2023 report	Diff.	Explanation
Cross-Border PACT SEEK	2020-Q2	45,166	45,060	106	Mapping revision in MLS
CRRF Urban Development Koboko	2021-Q4	4,166	4,133	33	Mapping revision in MLS
	2022-Q4	1,313	1,390	-77	Mapping revision in MLS
SS Women Empowerment Dorcas	2021-Q3	4,981	4,872	109	Correction from IP
ILED Youth UNFPA <sup>1</sup>	2021-Q2	18,915	13,247	5,668	Correction from IP
	2021-Q4	7,142	5,000	2,142	Correction from IP
	2022-Q3	7,142	5,000	2,142	Correction from IP
IPPSHAR II	2021-Q3	0	29	-29	Mapping revision in MLS
Strength through Tolerance <sup>2</sup>	2022-Q1	2,170	2,314	-144	Correction from IP
	2022-Q2	2,266	2,340	-74	Correction from IP
	2022-Q3	2,218	2,365	-147	Correction from IP
	2022-Q4	2,006	1,584	422	Correction from IP
	2023-Q1	964	0	964	Q1 2023 data reported retroactively
	2023-Q2	894	0	894	Q2 2023 data reported retroactively
Acacia - Arabic Gum Value Chain in Sudan – Support	2022-Q4	0	1	-1	Mapping revision in MLS

<sup>1</sup> ILED YOUTH UNFPA only provided the number of youths reached with their radio campaign in 2021 and 2022, because the IP had understood that only youths could be reported. During the S2 2023 reporting period, the IP added the estimated number of adults reached.

<sup>2</sup> Strength through Tolerance reports yearly, and so data for S1 2023 was reported retroactively at the end of 2023.

## EUTF indicator 4.6

Project	Period	2023 annual report	S1 2023 report	Diff.	Explanation
IPPSHAR	2021-Q2	0	1	-1	Mapping revision in MLS
	2023-Q1	1	4	-3	Mapping revision in MLS
Greater Stability East SD FAO	2023-Q1	8	12	-4	Correction from IP
SS Women Empowerment Dorcas	2021-Q3	45	40	5	Correction from IP
DRR EDRMC	2023-Q1	1	0	1	Q1 2023 data reported retroactively
	2023-Q2	1	0	1	Q2 2023 data reported retroactively
DRR Oromia	2023-Q1	1	0	1	Q1 2023 data reported retroactively
	2023-Q2	1	0	1	Q2 2023 data reported retroactively
RED UBF	2022-Q3	4	0	4	Correction from IP
	2023-Q1	0	5	-5	Correction from IP
	2023-Q2	0	3	-3	Correction from IP
Strength through Tolerance	2023-Q1	1	0	1	S1 2023 data reported retroactively
	2023-Q2	1	0	1	S1 2023 data reported retroactively
TA Budget Support ASI	2023-Q1	2	0	2	S1 2023 data reported retroactively
	2023-Q2	1	0	1	S1 2023 data reported retroactively

## CROSS-CUTTING ISSUES

### EUTF indicator 5.1

Project	Period	2023 annual report	S1 2023 report	Diff.	Explanation
Strength through Tolerance	2023-Q1	9	0	9	S1 2023 data reported retroactively
	2023-Q2	9	0	9	S1 2023 data reported retroactively
Acacia - Arabic Gum Value Chain in Sudan – Support	2023-Q1	6	5	1	Mapping revision in MLS

### EUTF indicator 5.2

Project	Period	2023 annual report	S1 2023 report	Diff.	Explanation
Cross-Border VSFG	2018-Q3	0	1	-1	Mapping revision in MLS
EI Niño SD WHH	2018-Q2	0	1	-1	Mapping revision in MLS
RESET II CARE	< 2018	0	1	-1	Mapping revision in MLS
RESET II SC	2018-Q4	0	1	-1	Mapping revision in MLS
SSCoS IOM	< 2018	2	3	-1	Mapping revision in MLS
	2018-Q2	3	4	-1	Mapping revision in MLS
RDPP SD UNIDO	2021-Q1	3	4	-1	Mapping revision in MLS
EQUIP ISTEP BC	2019-Q1	0	1	-1	Mapping revision in MLS
Free Movement ILO	2020-Q1	0	8	-8	Mapping revision in MLS
IPPSHAR	2021-Q2	1	0	1	Mapping revision in MLS
	2023-Q1	3	0	3	Mapping revision in MLS
CRRF KE Self-Reliance project	2021-Q3	0	2	-2	Mapping revision in MLS
Greater Stability East SD FAO	2021-Q1	2	7	-5	Correction from IP
	2021-Q3	2	4	-2	Correction from IP
	2022-Q1	27	35	-8	Correction from IP
	2023-Q1	8	7	1	Correction from IP
CRRF Urban Development Koboko	2023-Q1	1	3	-2	Correction from IP
Social Protection System ILO	2023-Q2	1	3	-2	Data correction in MLS

### EUTF indicator 5.3

Project	Period	2023 annual report	S1 2023 report	Diff.	Explanation
Cross-Border VSFG	2018-Q3	3	2	1	Mapping revision in MLS
EI Niño SD WHH	2018-Q2	1	0	1	Mapping revision in MLS

<b>RESET II CARE</b>	< 2018	1	0	1	Mapping revision in MLS
<b>RESET II SC</b>	2018-Q4	4	3	1	Mapping revision in MLS
<b>SSCoS IOM</b>	< 2018	1	0	1	Mapping revision in MLS
	2018-Q2	1	0	1	Mapping revision in MLS
<b>RDPP SD UNIDO</b>	2021-Q1	1	0	1	Mapping revision in MLS
<b>EQUIP ISTEP BC</b>	2019-Q1	1	0	1	Mapping revision in MLS
<b>Free Movement ILO</b>	2020-Q1	8	0	8	Mapping revision in MLS
<b>CRRF KE Self-Reliance project</b>	2021-Q3	2	0	2	Mapping revision in MLS
<b>Greater Stability East SD FAO</b>	2021-Q1	1	3	-2	Correction from IP
	2021-Q2	0	3	-3	Correction from IP
	2021-Q3	0	3	-3	Correction from IP
	2021-Q4	0	3	-3	Correction from IP
	2022-Q1	0	3	-3	Correction from IP
	2022-Q2	0	3	-3	Correction from IP
<b>DRR Sidama</b>	2023-Q1	1	0	1	Q1 2023 data reported retroactively
	2023-Q2	1	0	1	Q2 2023 data reported retroactively
<b>CRRF Urban Development Koboko</b>	2023-Q1	2	0	2	Correction from IP
<b>RED UBF</b>	2022-Q4	1	2	-1	Correction from IP
<b>CRRF DIRECT Protection and Assistance</b>	2023-Q1	1	0	1	Q1 2023 data reported retroactively
<b>TA Budget Support ASI</b>	2023-Q2	1	0	1	S1 2023 data reported retroactively
<b>DRR Amhara</b>	2023-Q1	4	0	4	Q1 2023 data reported retroactively
	2023-Q2	4	0	4	Q2 2023 data reported retroactively
<b>Social Protection System ILO</b>	2023-Q2	3	1	2	Data correction in MLS

## COVID-19 RESPONSE

### EUTF indicator 6.2

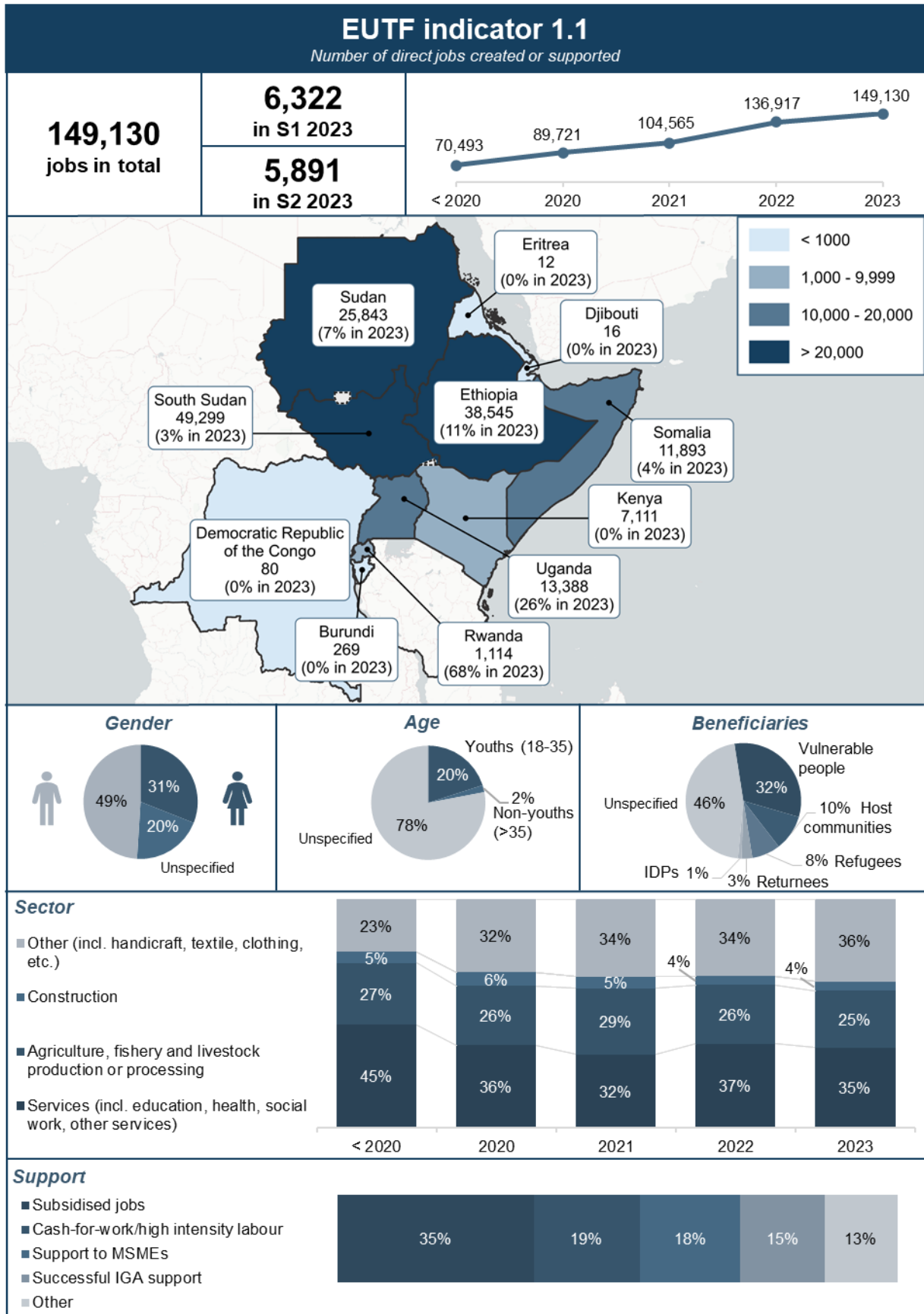
Project	Period	2023 annual report	S1 2023 report	Diff.	Explanation
<b>SUPREME JLOS IRC</b>	2021-Q3	20	39	-19	Data correction in MLS
	2021-Q4	20	39	-19	Data correction in MLS
<b>CRRF Urban Development Koboko</b>	2021-Q3	1,521	2,121	-600	Data correction in MLS



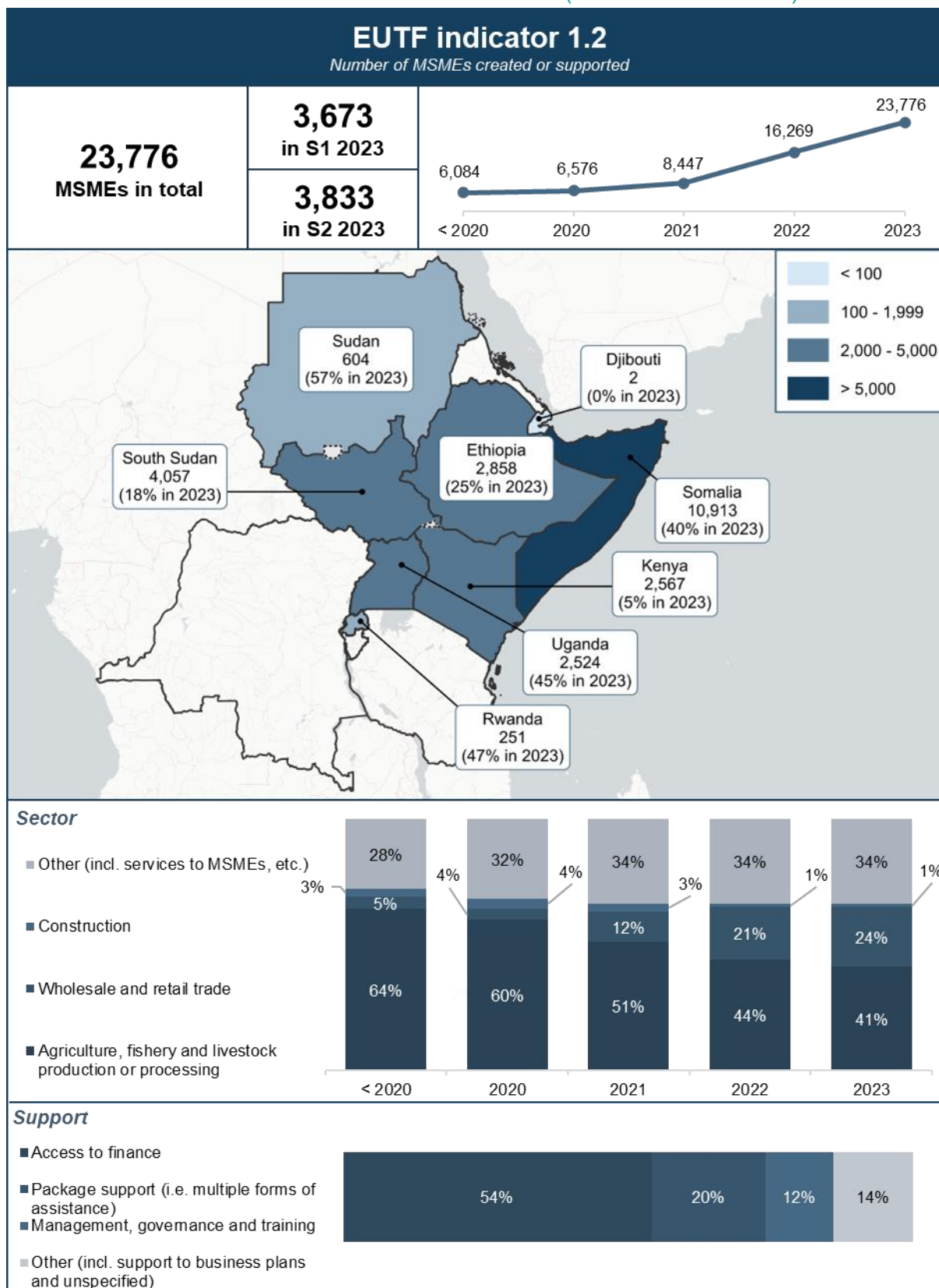
## 1.5. ONE PAGER PER INDICATOR

The data presented below is as of December 2023. Data from regional projects has been allocated to the respective country of delivery, leading to some differences between the numbers provided in the maps below and numbers reported in the country sections in the main report (which exclude regional project data). When the values for each country do not add up to the overall indicator total in the upper left-hand corner, it is due to data reported with unspecified locations, the value of which is reported in the footnotes. Furthermore, when the sum of S1 and S2 2023 data does not add up to the difference between the cumulative totals as of the end of 2023 and the end of S1 2023 and S2 2023 (as shown in the timeline graph), it is due to rounding. Finally, the percentages in all vertical bar graphs are cumulative, and therefore refer to outputs reported up to and including the specified period.

### 1.5.1. NUMBER OF DIRECT JOBS CREATED OR SUPPORTED (EUTF INDICATOR 1.1)<sup>1,2</sup>



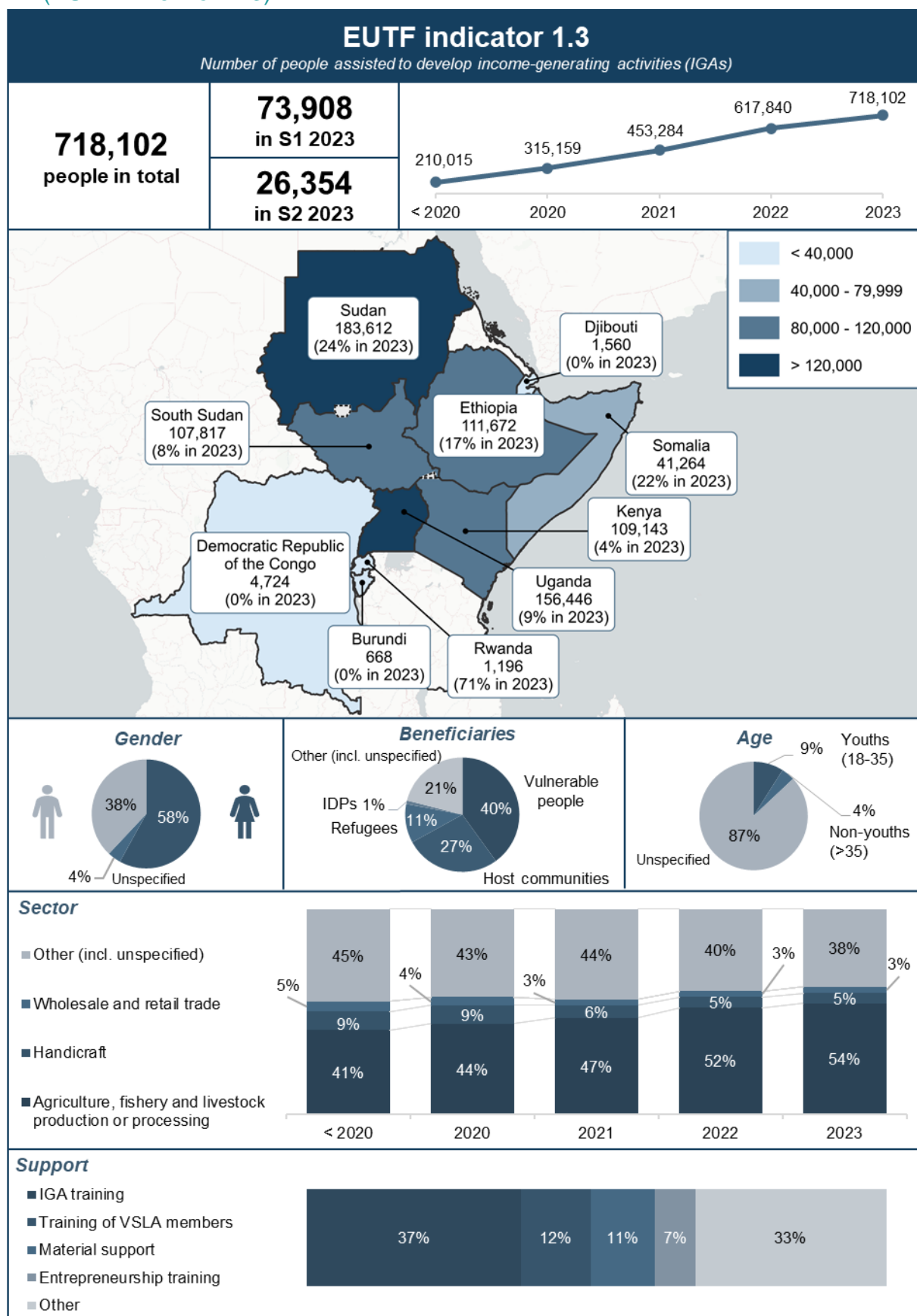
## 1.5.2. NUMBER OF MSMEs CREATED OR SUPPORTED (EUTF INDICATOR 1.2)



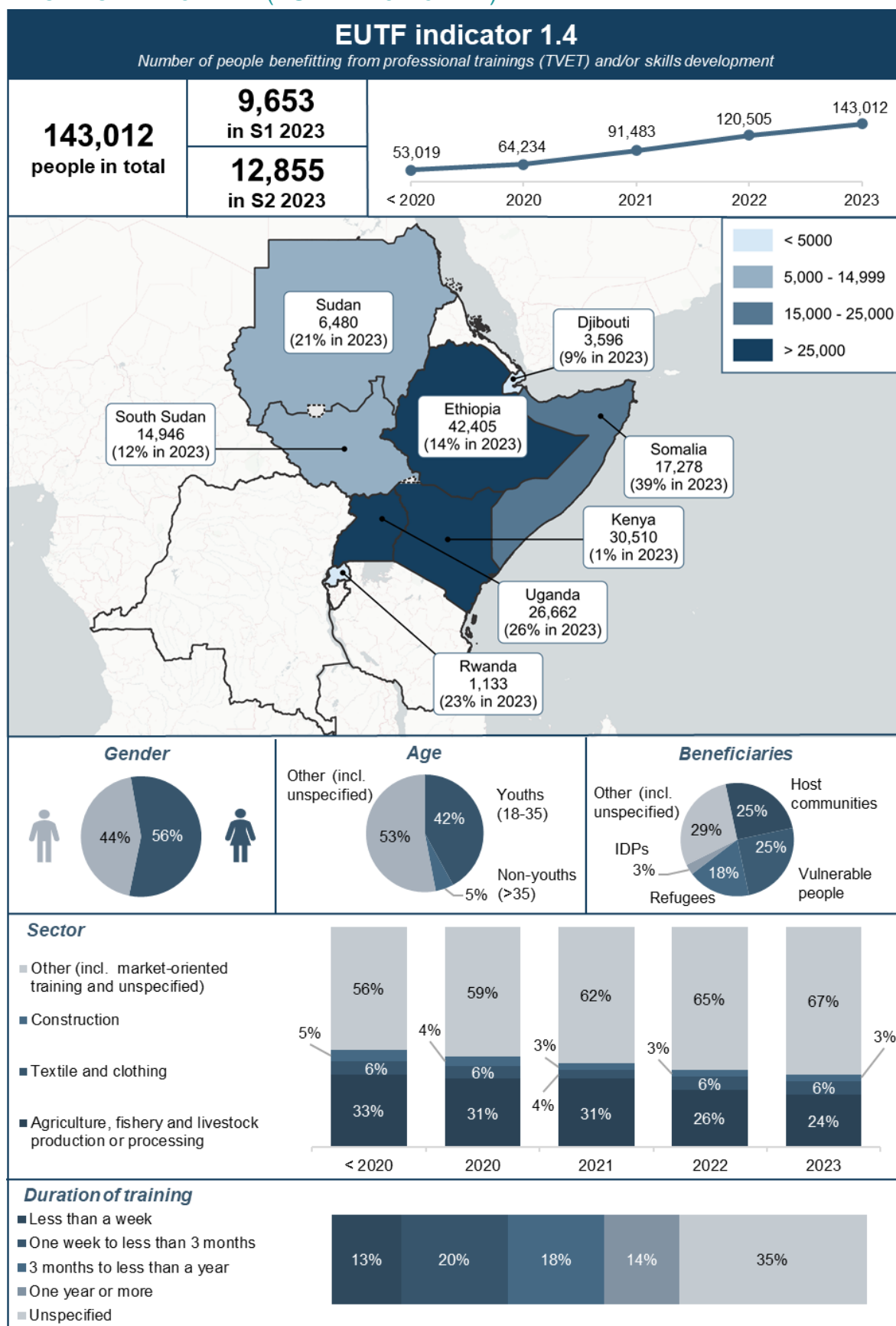
<sup>1</sup> The map in this visual excludes 1,559 reported jobs for which the country is unspecified.

<sup>2</sup> The sum of the values shown in the map and the above footnote is less than the total output by one unit due to rounding.

### 1.5.3. NUMBER OF PEOPLE ASSISTED TO DEVELOP INCOME-GENERATING ACTIVITIES (IGAs) (EUTF INDICATOR 1.3)

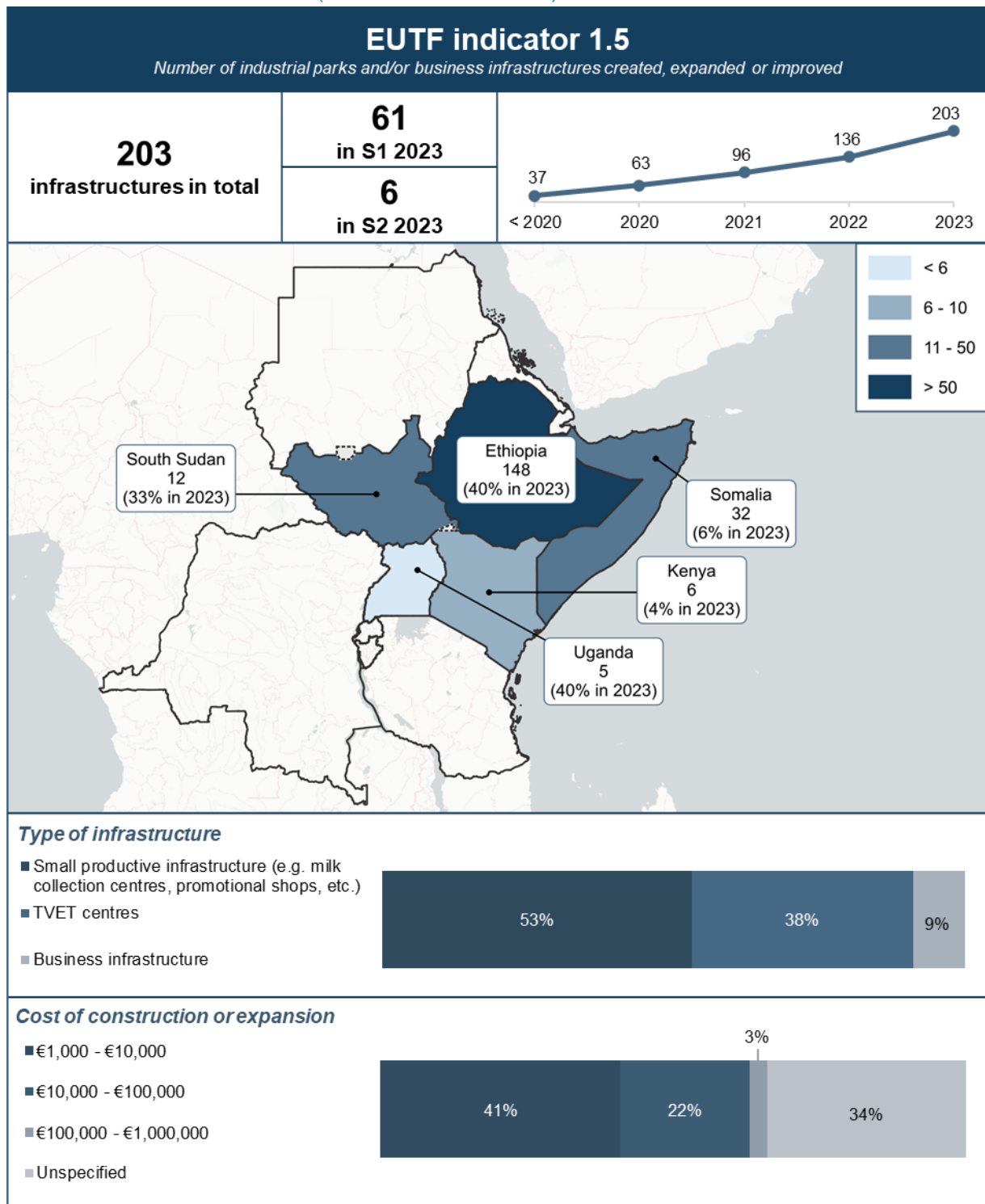


### 1.5.4. NUMBER OF PEOPLE BENEFITTING FROM PROFESSIONAL TRAINING (TVET) AND/OR SKILLS DEVELOPMENT (EUTF INDICATOR 1.4)<sup>1,2</sup>





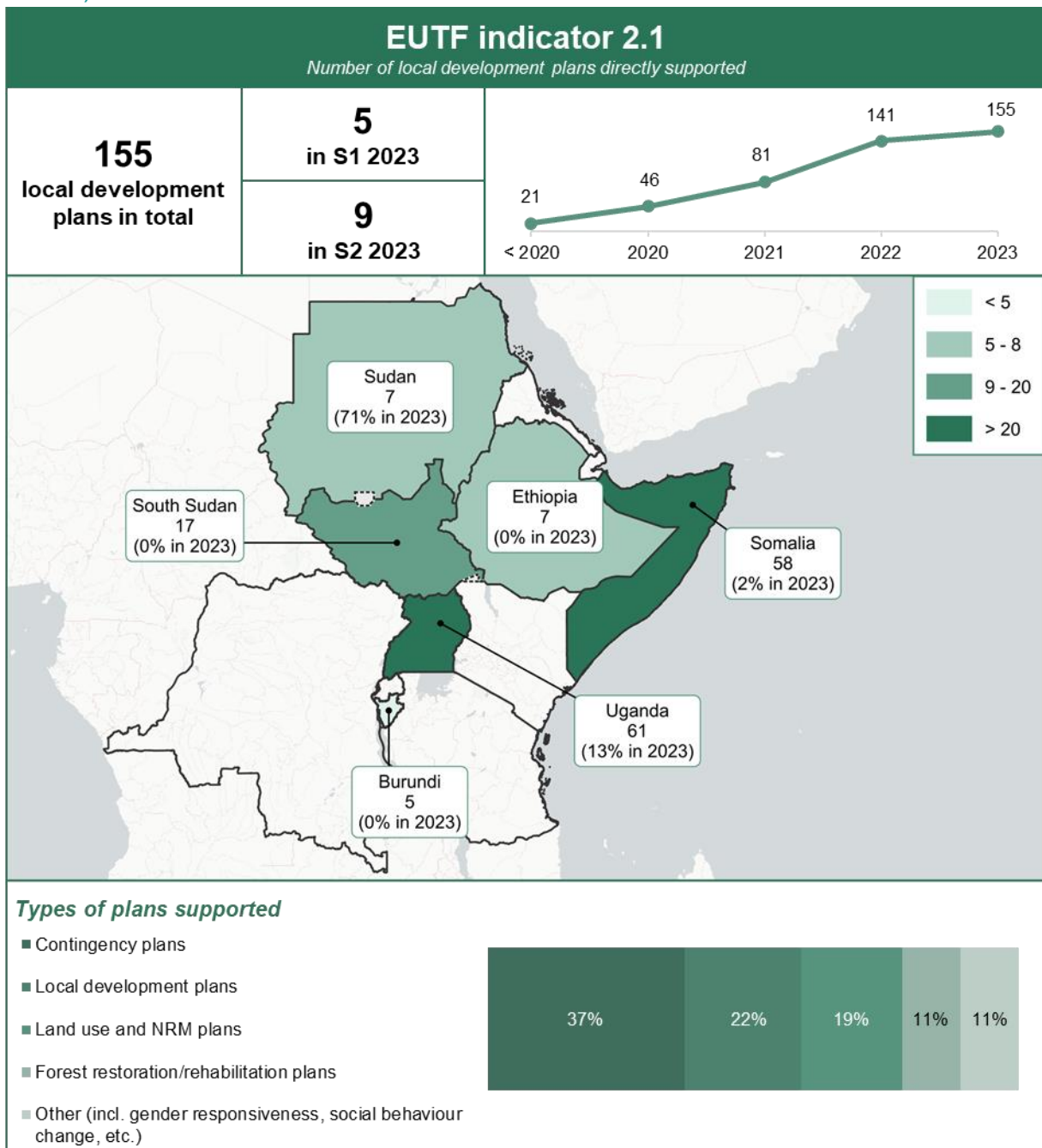
### 1.5.5. NUMBER OF INDUSTRIAL PARKS AND/OR BUSINESS INFRASTRUCTURE CREATED, EXPANDED OR IMPROVED (EUTF INDICATOR 1.5)



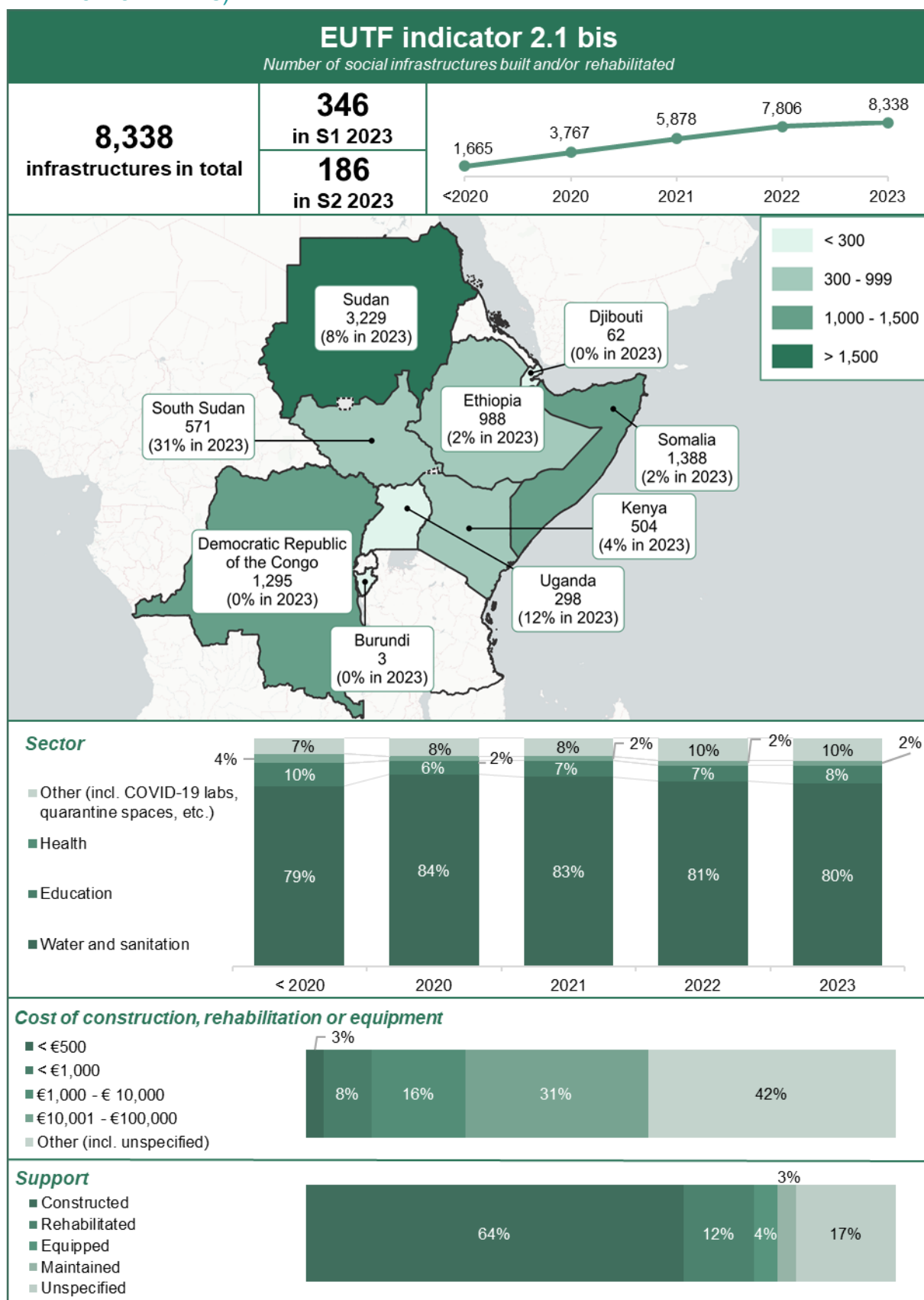
<sup>1</sup> The map in this visual excludes three reported beneficiaries for which the country is unspecified.

<sup>2</sup> The sum of the values shown in the map and in the above footnote exceeds the total output by one unit due to rounding.

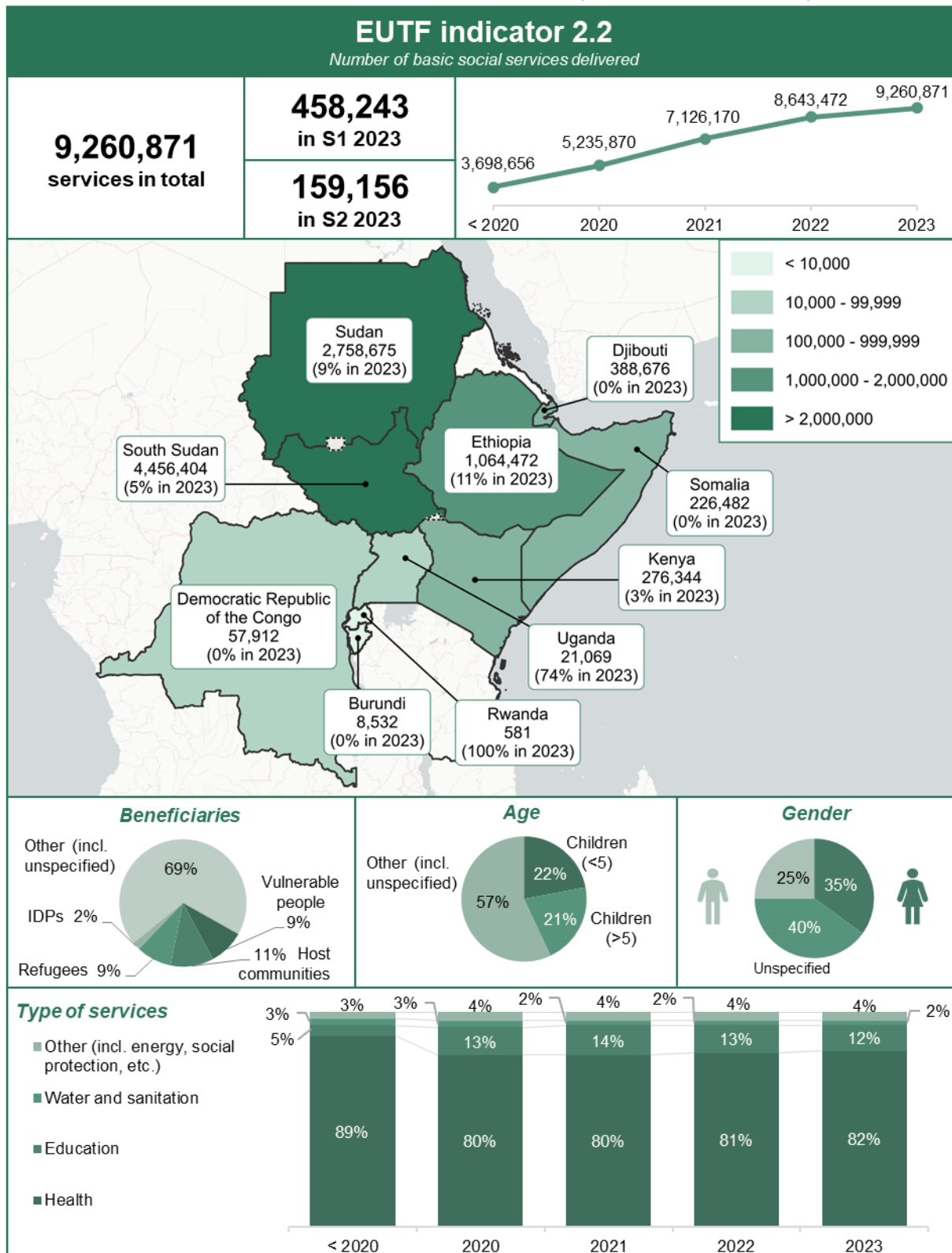
### 1.5.6. NUMBER OF LOCAL DEVELOPMENT PLANS DIRECTLY SUPPORTED (EUTF INDICATOR 2.1)



### 1.5.7. NUMBER OF SOCIAL INFRASTRUCTURES BUILT AND/OR REHABILITATED (EUTF INDICATOR 2.1 BIS)

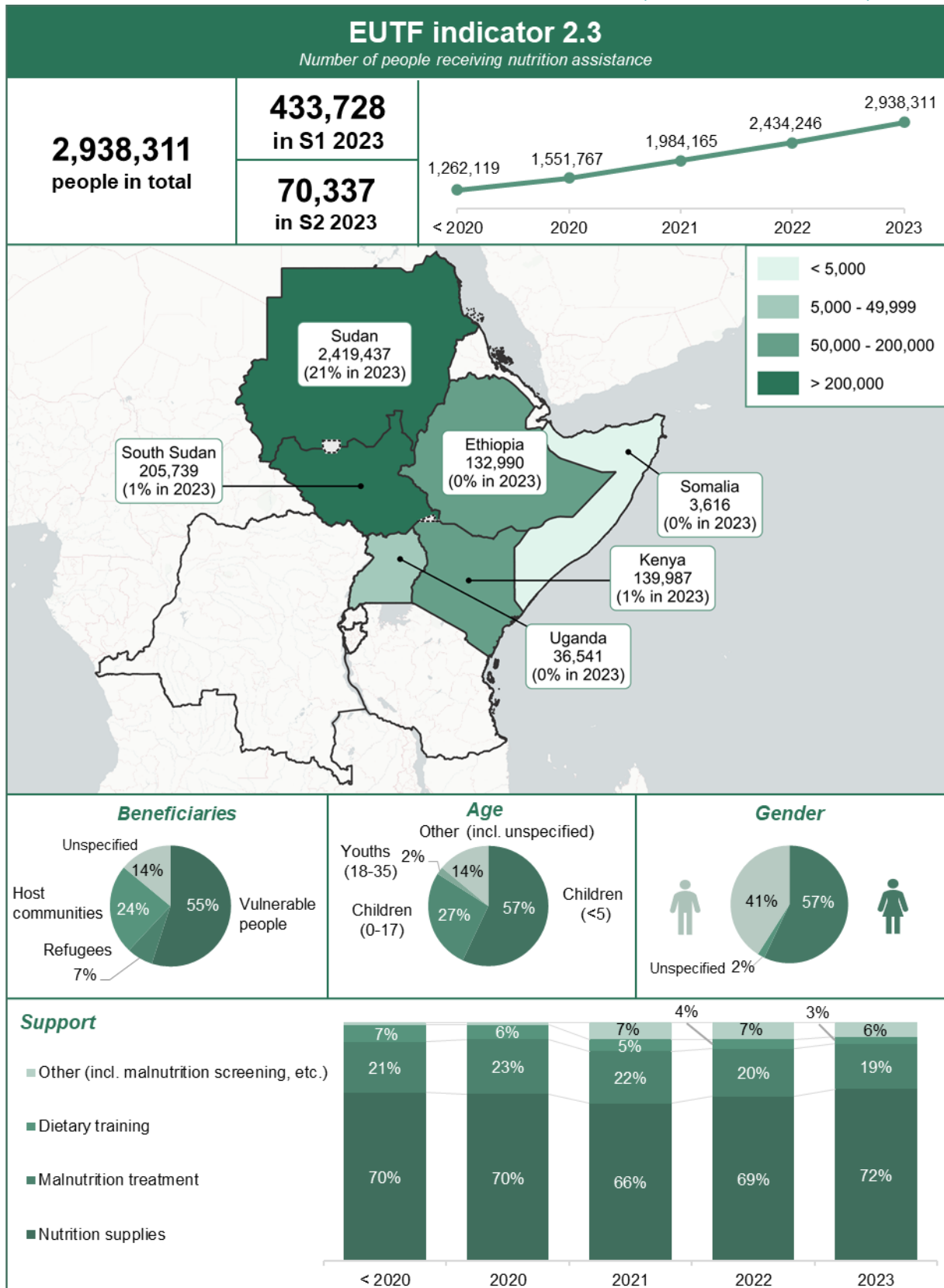


### 1.5.8. NUMBER OF BASIC SOCIAL SERVICES DELIVERED (EUTF INDICATOR 2.2)<sup>1</sup>



<sup>1</sup> The map in this visual excludes 1,724 reported services for which the country is unspecified.

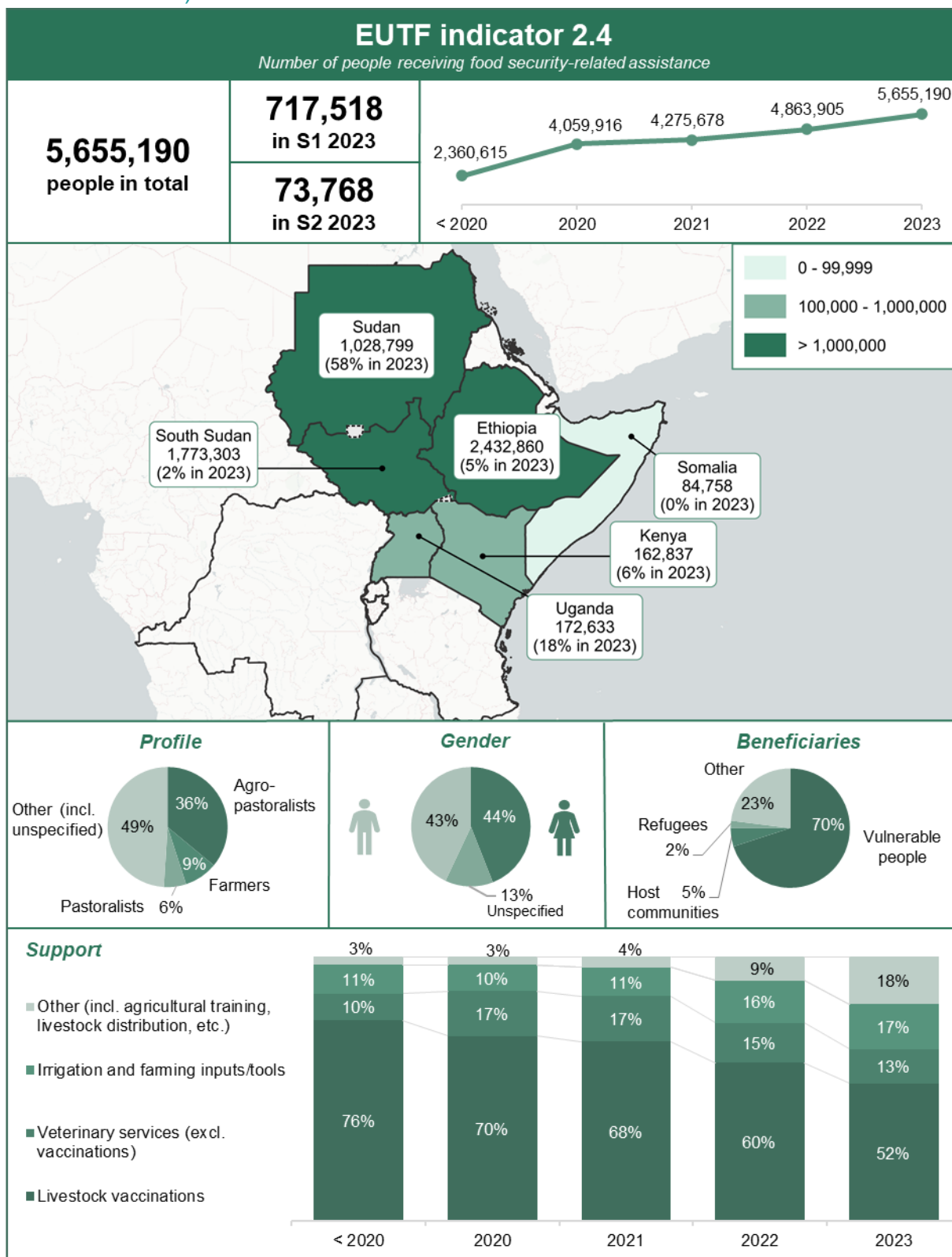
### 1.5.9. NUMBER OF PEOPLE RECEIVING NUTRITION ASSISTANCE (EUTF INDICATOR 2.3)<sup>1</sup>



<sup>1</sup> The sum of the values shown in the map is less than the total output by one unit due to rounding.

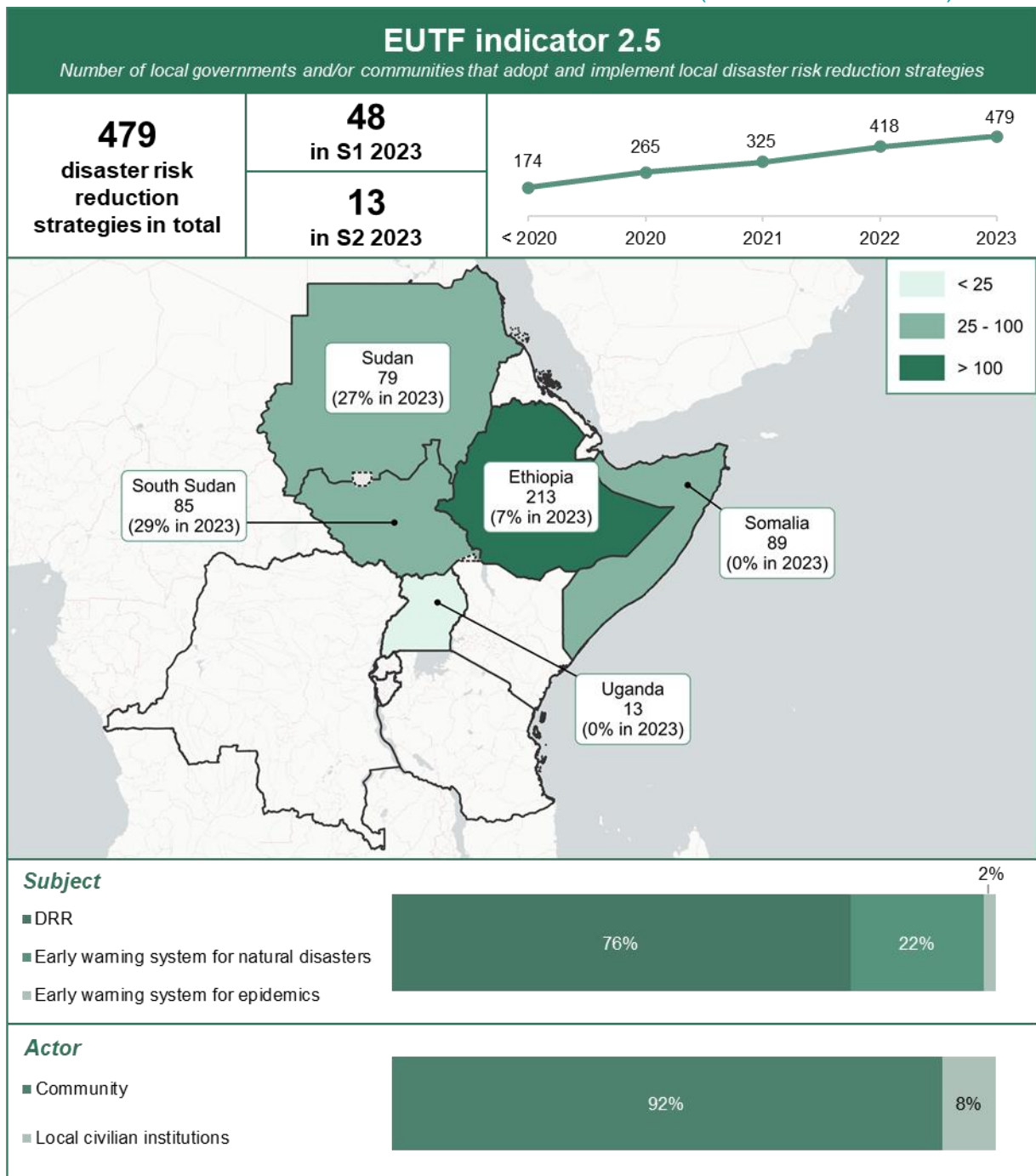


1.5.10. NUMBER OF PEOPLE RECEIVING FOOD SECURITY-RELATED ASSISTANCE (EUTF INDICATOR 2.4)<sup>1</sup>

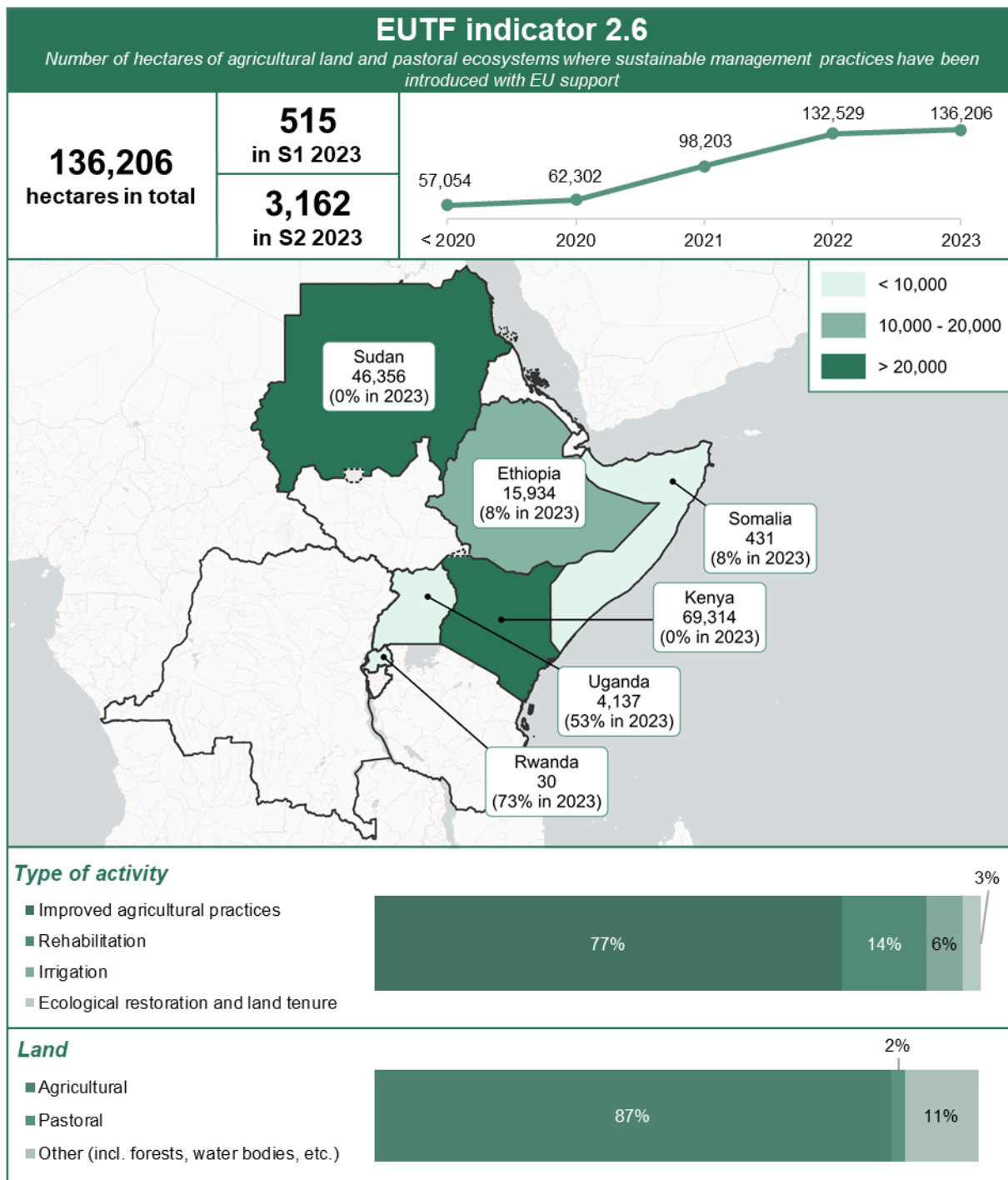


<sup>1</sup> The sum of the values shown in the map is less than the total output by one unit due to rounding.

1.5.11. NUMBER OF LOCAL GOVERNMENTS AND/OR COMMUNITIES THAT ADOPT AND IMPLEMENT LOCAL DISASTER RISK REDUCTION STRATEGIES (EUTF INDICATOR 2.5)



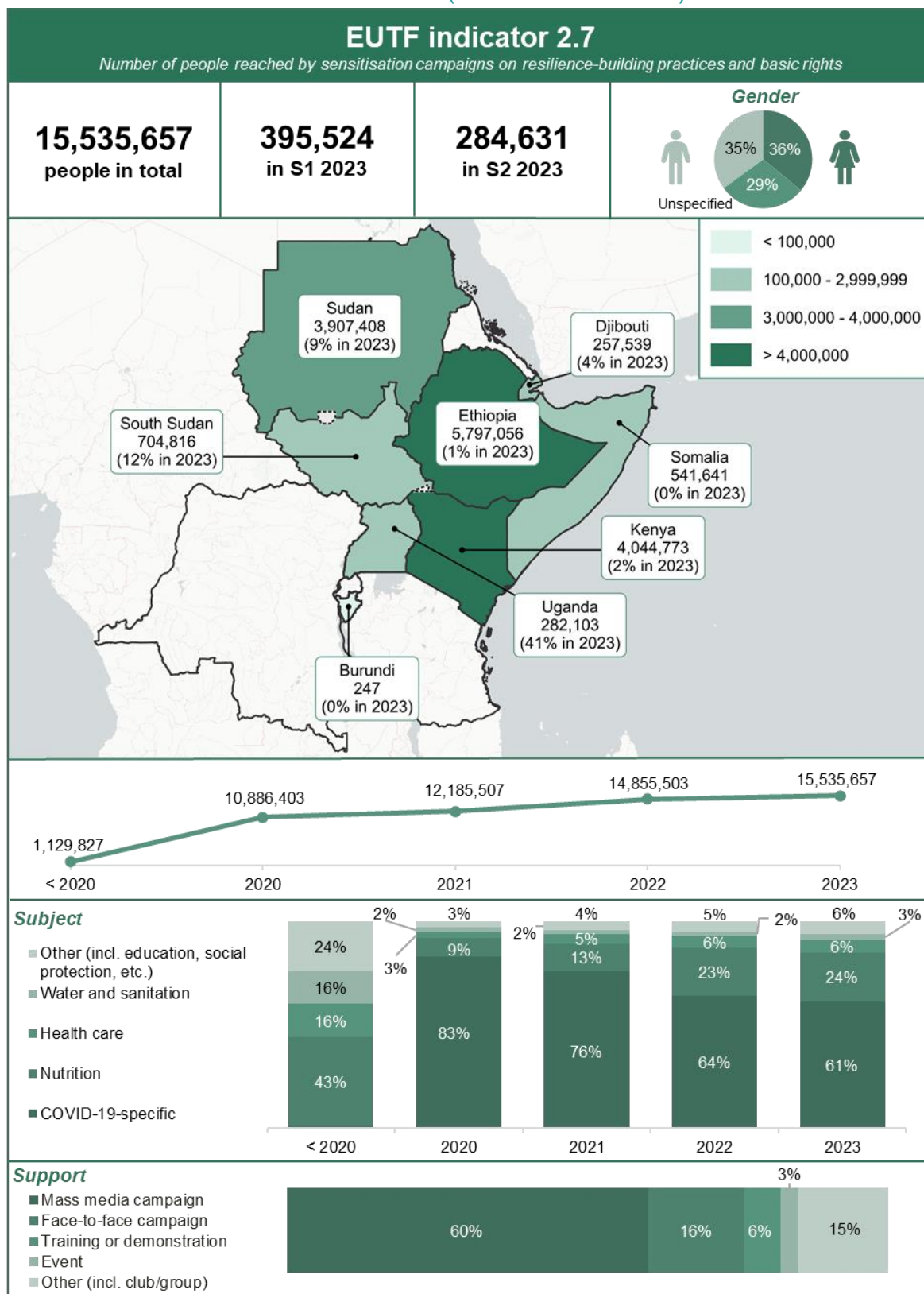
1.5.12. NUMBER OF HECTARES OF AGRICULTURAL LAND AND PASTORAL ECOSYSTEMS WHERE SUSTAINABLE MANAGEMENT PRACTICES HAVE BEEN INTRODUCED WITH EU SUPPORT (EUTF INDICATOR 2.6)<sup>1,2</sup>



<sup>1</sup> The map in this visual excludes five reported hectares of agricultural land and pastoral ecosystems for which the country is unspecified.

<sup>2</sup> The sum of the values shown in the map and in the above footnote exceeds the total output by one unit due to rounding.

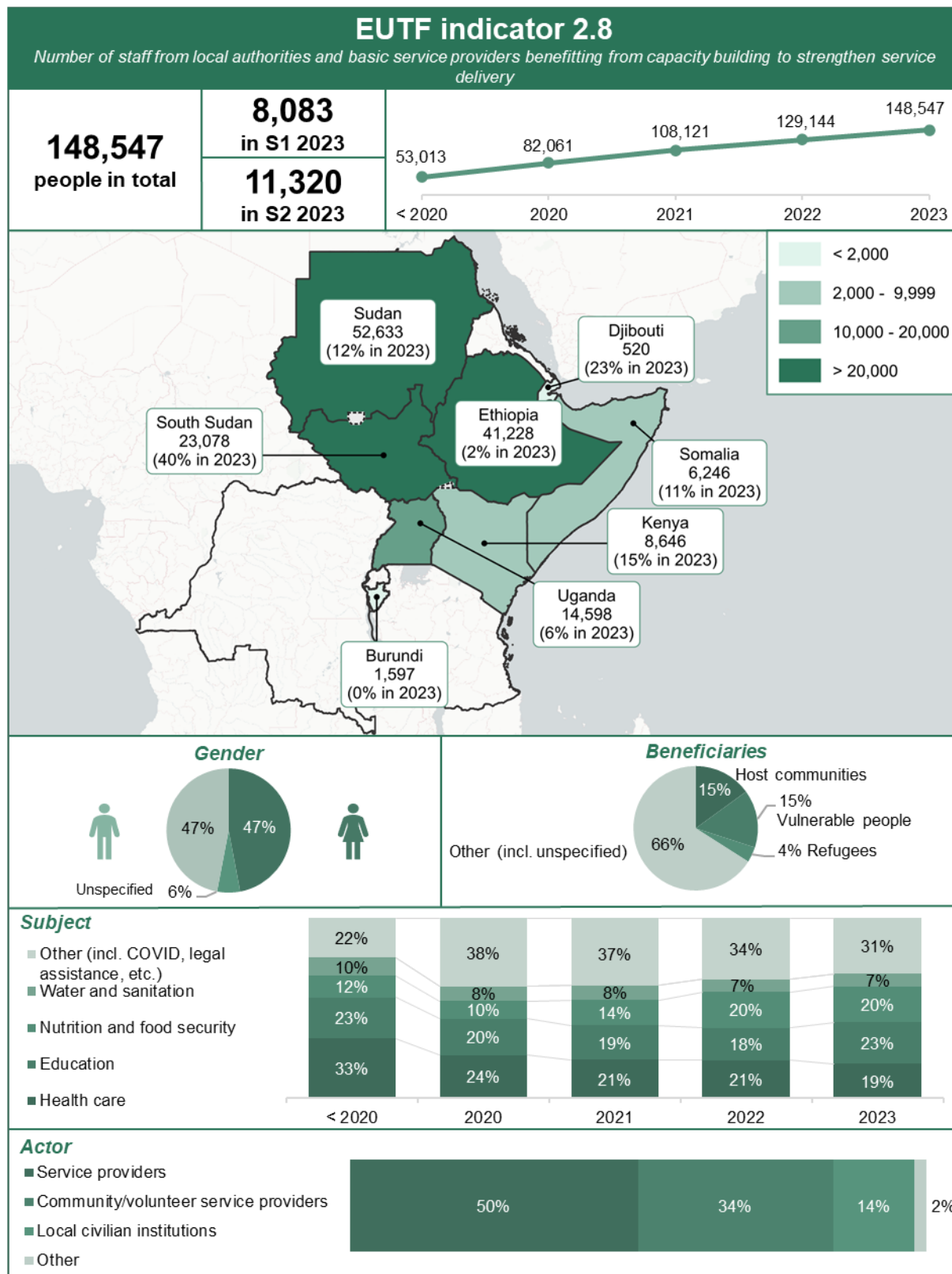
1.5.13. NUMBER OF PEOPLE REACHED BY SENSITISATION CAMPAIGNS ON RESILIENCE-BUILDING PRACTICES AND BASIC RIGHTS (EUTF INDICATOR 2.7)<sup>1,2</sup>



<sup>1</sup> The map in this visual excludes 75 reported beneficiaries for which the country is unspecified.

<sup>2</sup> The sum of the values shown in the map and in the above footnote exceeds the total output by one unit due to rounding.

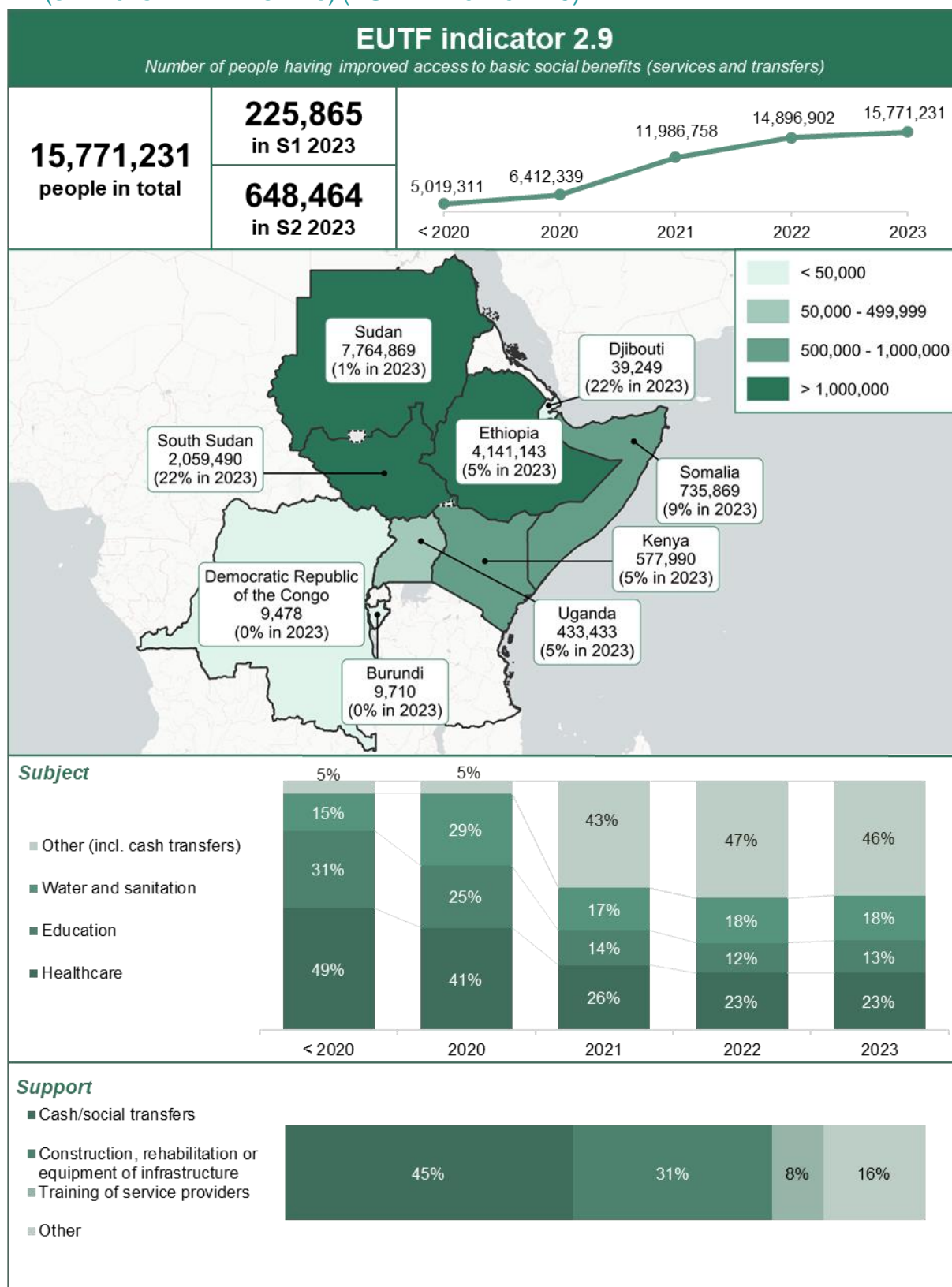
1.5.14. NUMBER OF STAFF FROM LOCAL AUTHORITIES AND BASIC SERVICE PROVIDERS BENEFITTING FROM CAPACITY BUILDING TO STRENGTHEN SERVICE DELIVERY (EUTF INDICATOR 2.8)<sup>1</sup>



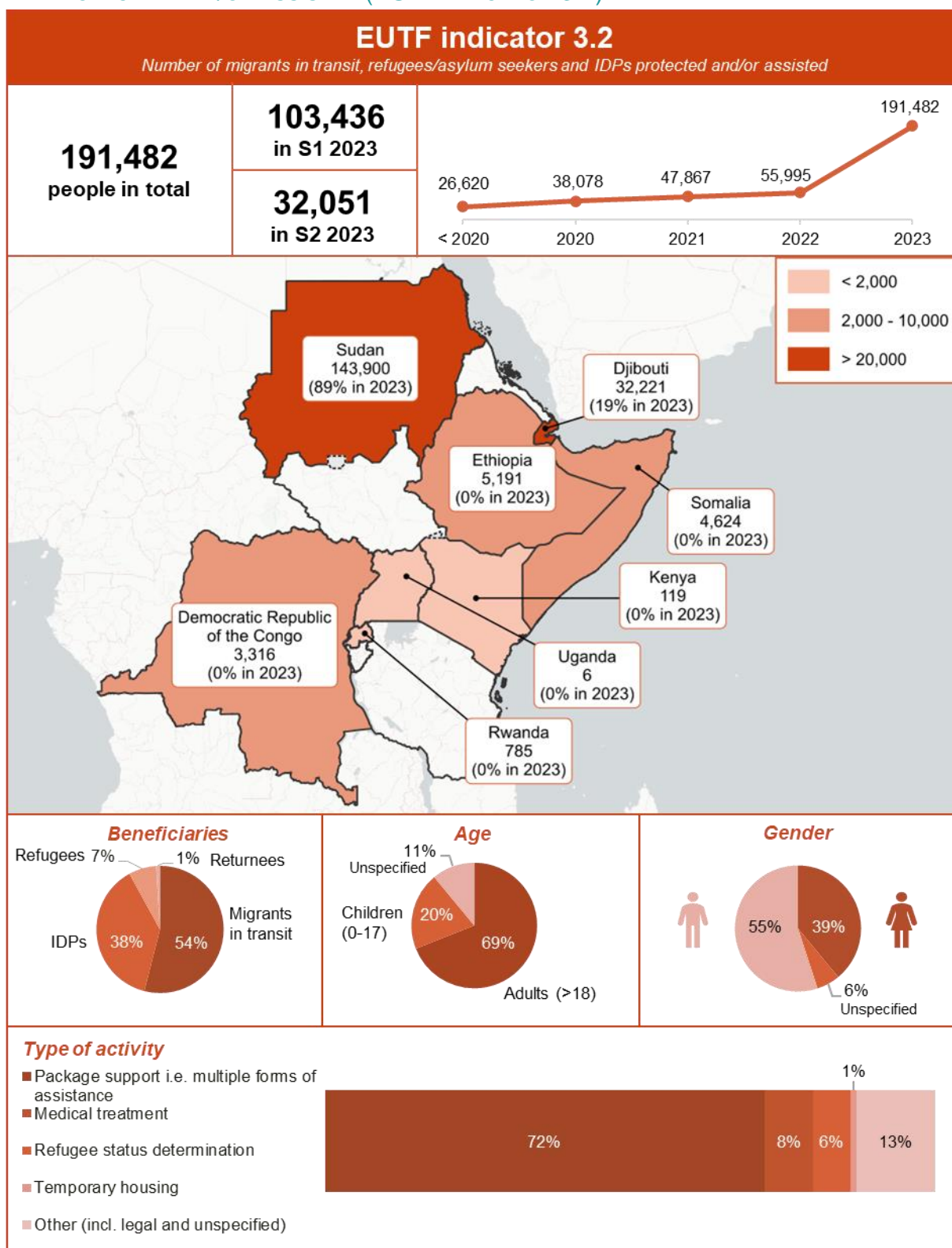
<sup>1</sup> The sum of the values shown in the map is less than the total output by one unit due to rounding.



1.5.15. NUMBER OF PEOPLE HAVING IMPROVED ACCESS TO BASIC SOCIAL BENEFITS (SERVICES AND TRANSFERS) (EUTF INDICATOR 2.9)

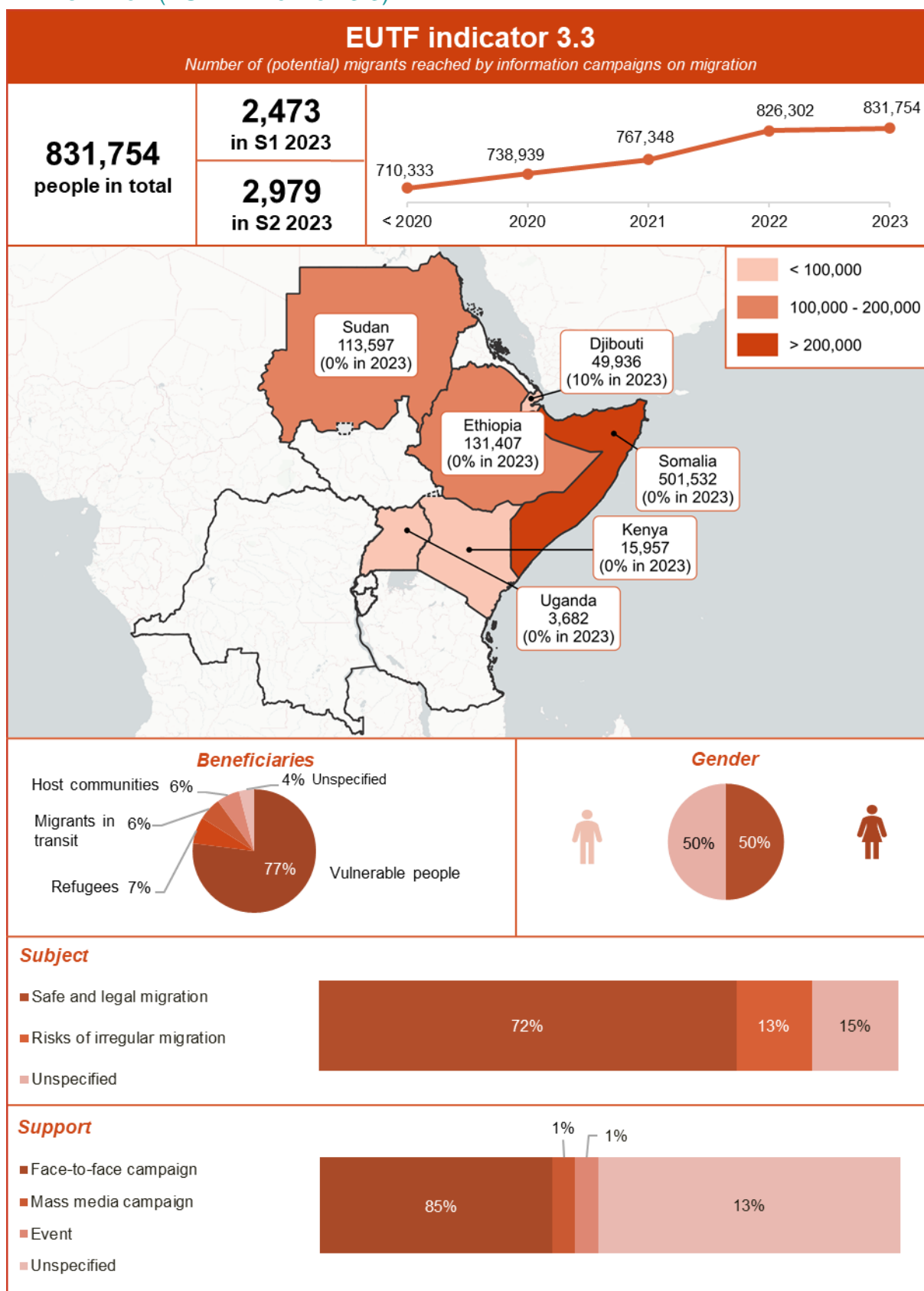


1.5.16. NUMBER OF MIGRANTS IN TRANSIT, REFUGEES/ASYLUM SEEKERS AND IDPS PROTECTED AND/OR ASSISTED (EUTF INDICATOR 3.2)<sup>1</sup>

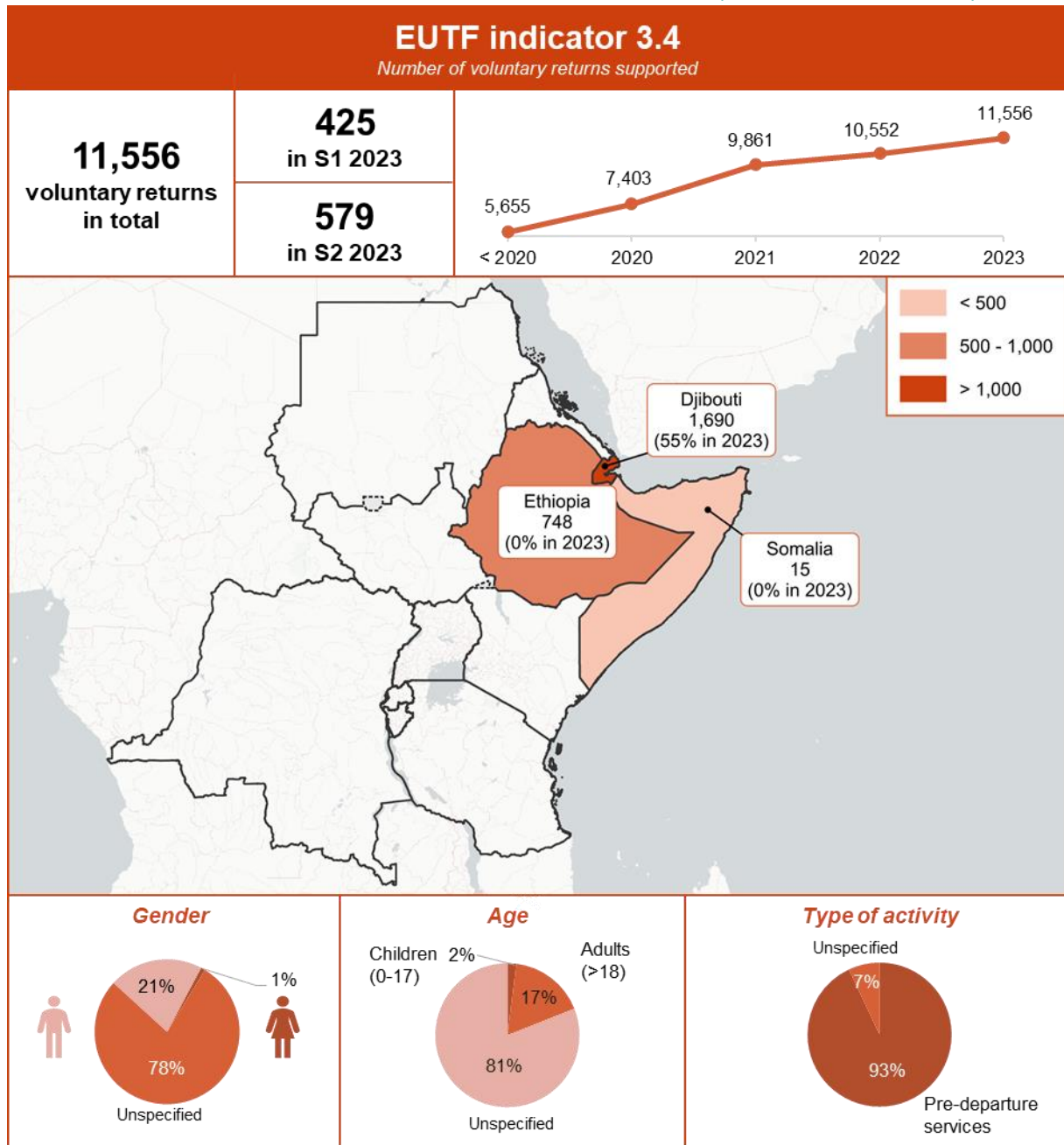


<sup>1</sup> The map in this visual excludes 1,320 reported beneficiaries for which the country is unspecified.

1.5.17. NUMBER OF (POTENTIAL) MIGRANTS REACHED BY INFORMATION CAMPAIGNS ON MIGRATION (EUTF INDICATOR 3.3)<sup>1</sup>



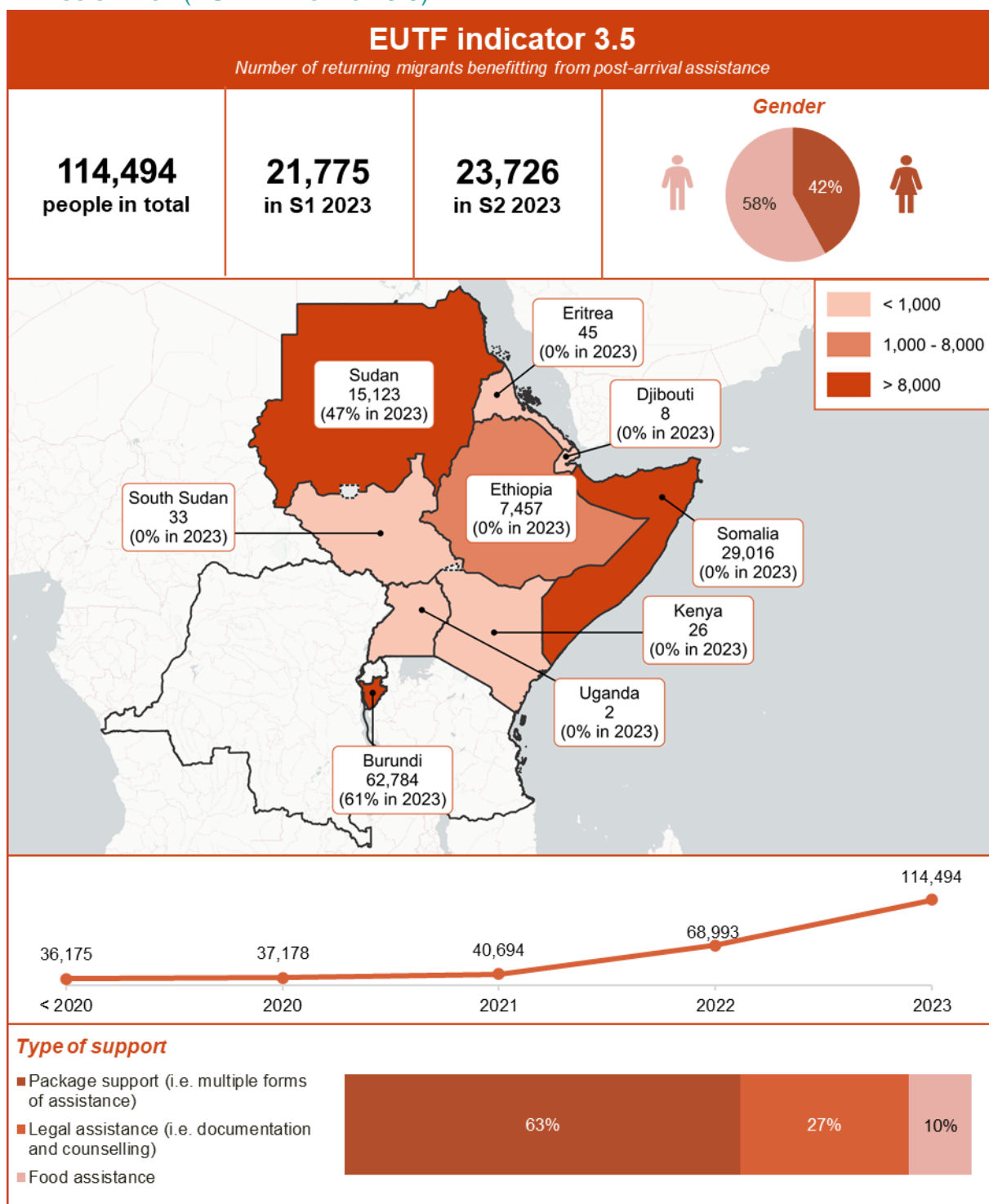
1.5.18. NUMBER OF VOLUNTARY RETURNS SUPPORTED (EUTF INDICATOR 3.4)<sup>2</sup>



<sup>1</sup> The map in this visual excludes 15,643 reported beneficiaries for which the country is unspecified.

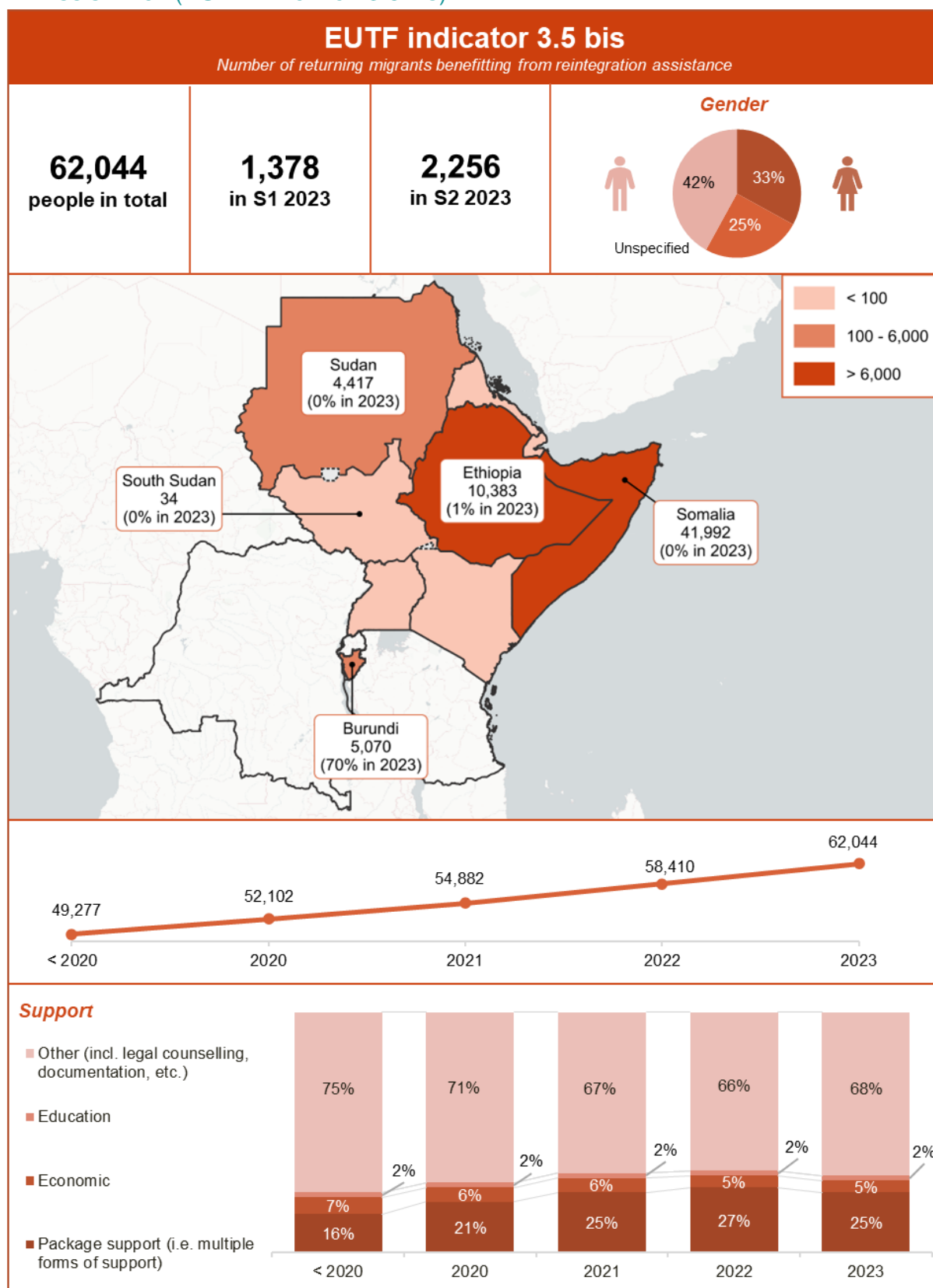
<sup>2</sup> The map in this visual excludes 9,103 reported beneficiaries for which the country is unspecified.

1.5.19. NUMBER OF RETURNING MIGRANTS BENEFITTING FROM POST-ARRIVAL ASSISTANCE (EUTF INDICATOR 3.5)



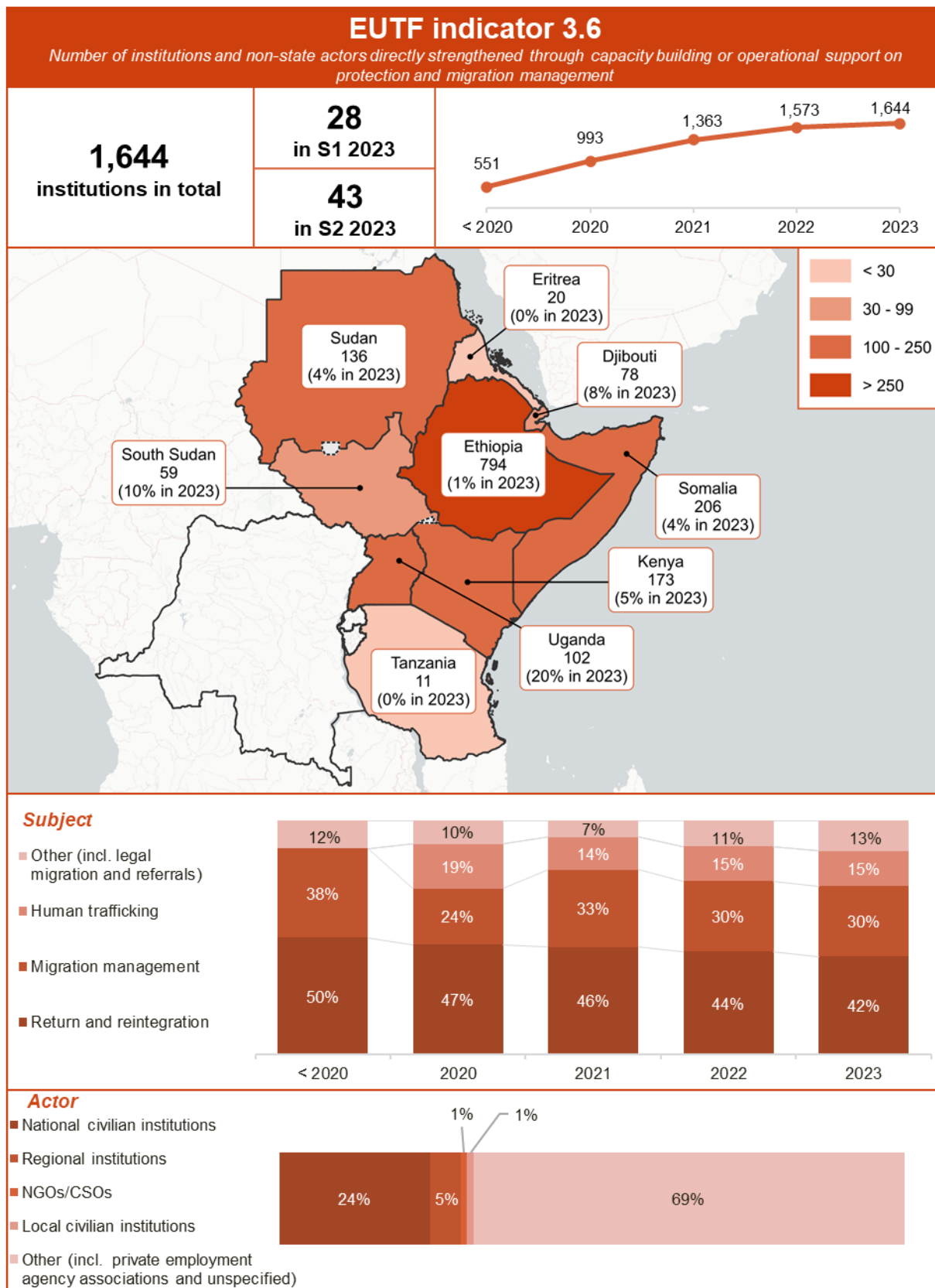


1.5.20. NUMBER OF RETURNING MIGRANTS BENEFITTING FROM REINTEGRATION ASSISTANCE (EUTF INDICATOR 3.5 BIS)<sup>1</sup>

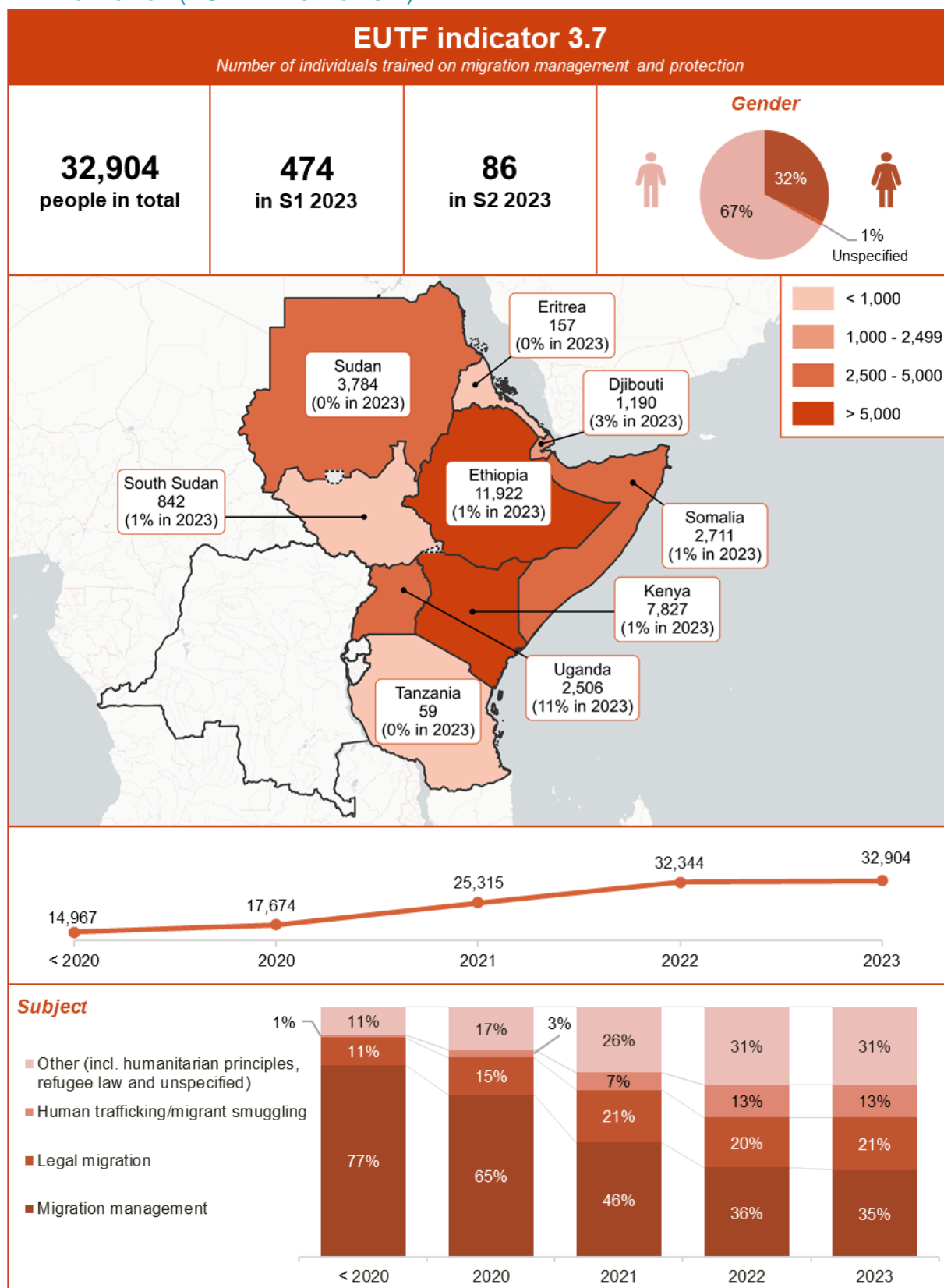


<sup>1</sup> The map in this visual excludes 148 reported beneficiaries for which the country is unspecified.

1.5.21. NUMBER OF INSTITUTIONS AND NON-STATE ACTORS DIRECTLY STRENGTHENED THROUGH CAPACITY BUILDING OR OPERATIONAL SUPPORT ON PROTECTION AND MIGRATION MANAGEMENT (EUTF INDICATOR 3.6)<sup>1</sup>



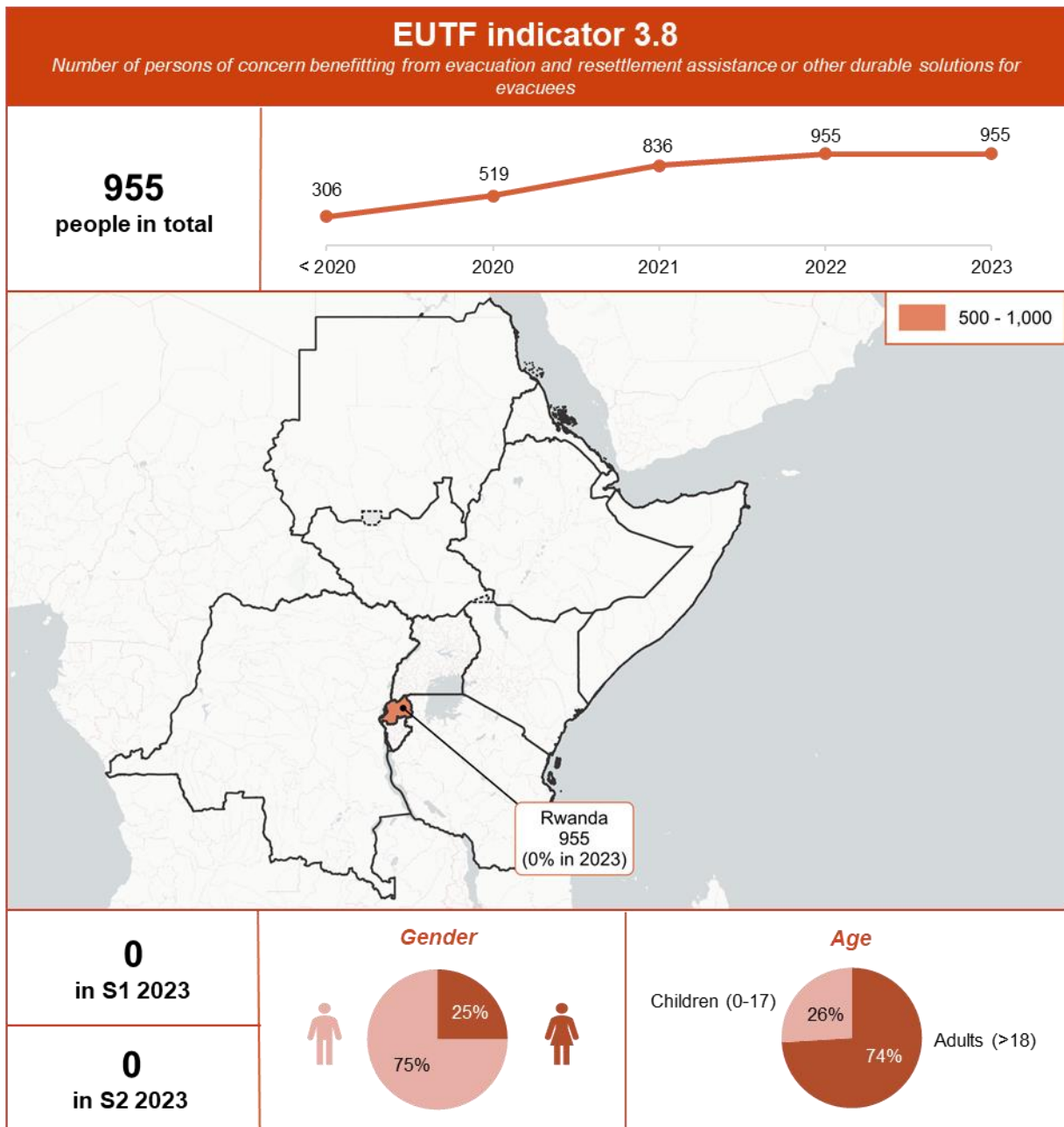
### 1.5.22. NUMBER OF INDIVIDUALS TRAINED ON MIGRATION MANAGEMENT AND PROTECTION (EUTF INDICATOR 3.7)<sup>2</sup>



<sup>1</sup> The map in this visual excludes 65 reported institutions for which the country is unspecified.

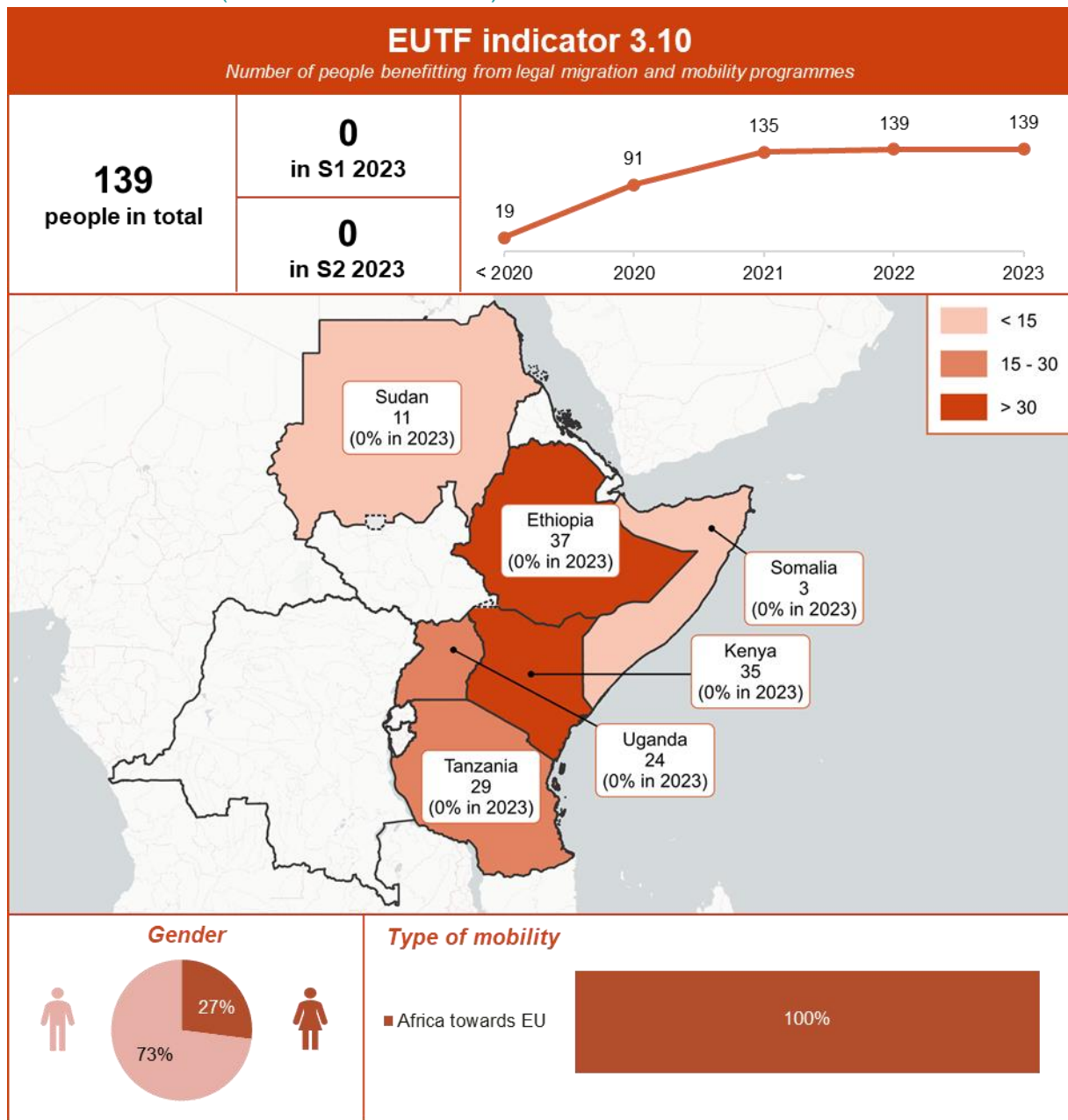
<sup>2</sup> The map in this visual excludes 1,906 reported beneficiaries for which the country is unspecified.

1.5.23. NUMBER OF PEOPLE OF CONCERN BENEFITTING FROM EVACUATION AND RESETTLEMENT ASSISTANCE OR OTHER DURABLE SOLUTIONS FOR EVACUEES (EUTF INDICATOR 3.8)<sup>1</sup>



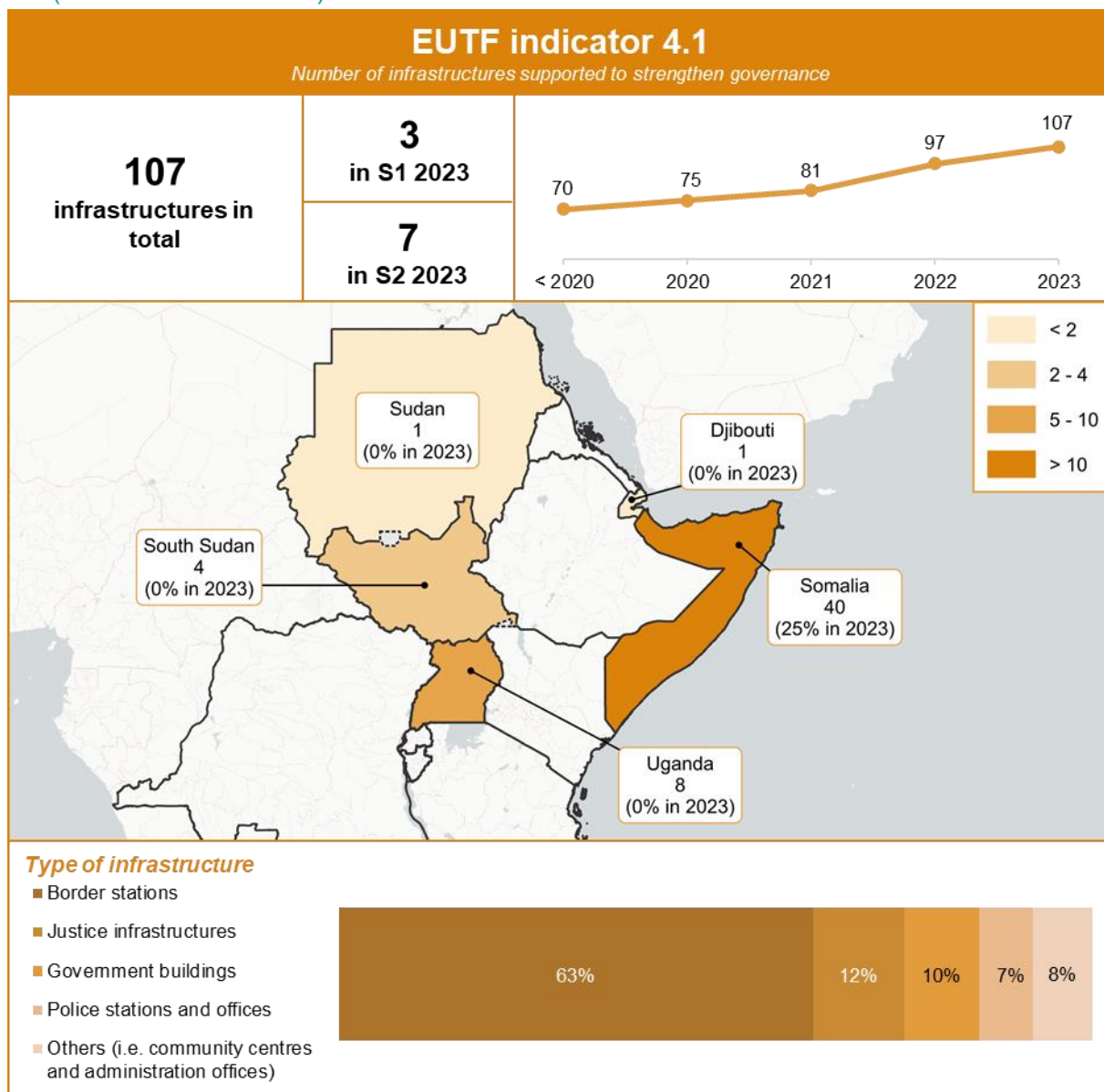
<sup>1</sup> ETM Rwanda, the only project in the EUTF HoA window that has reported against EUTF indicator 3.8, ended in March 2022 and no new outputs were reported in 2023.

1.5.24. NUMBER OF PEOPLE BENEFITTING FROM LEGAL MIGRATION AND MOBILITY PROGRAMMES (EUTF INDICATOR 3.10)<sup>1</sup>



<sup>1</sup> Erasmus +, the only project in the EUTF HoA window that has reported against EUTF indicator 3.10, ended in April 2023 and no new outputs were reported during its final months of implementation and throughout the rest of 2023.

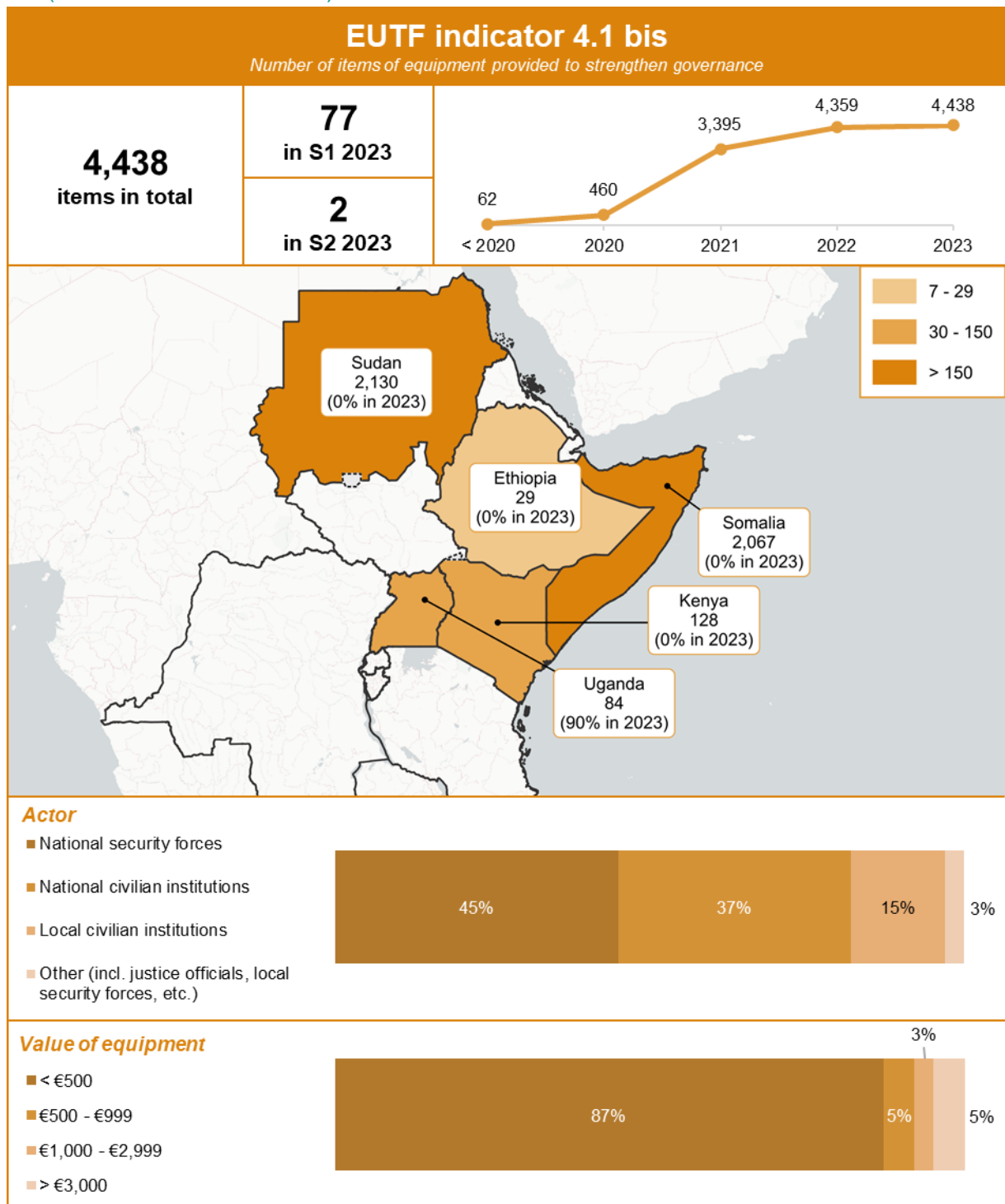
1.5.25. NUMBER OF INFRASTRUCTURES SUPPORTED TO STRENGTHEN GOVERNANCE (EUTF INDICATOR 4.1)<sup>1</sup>



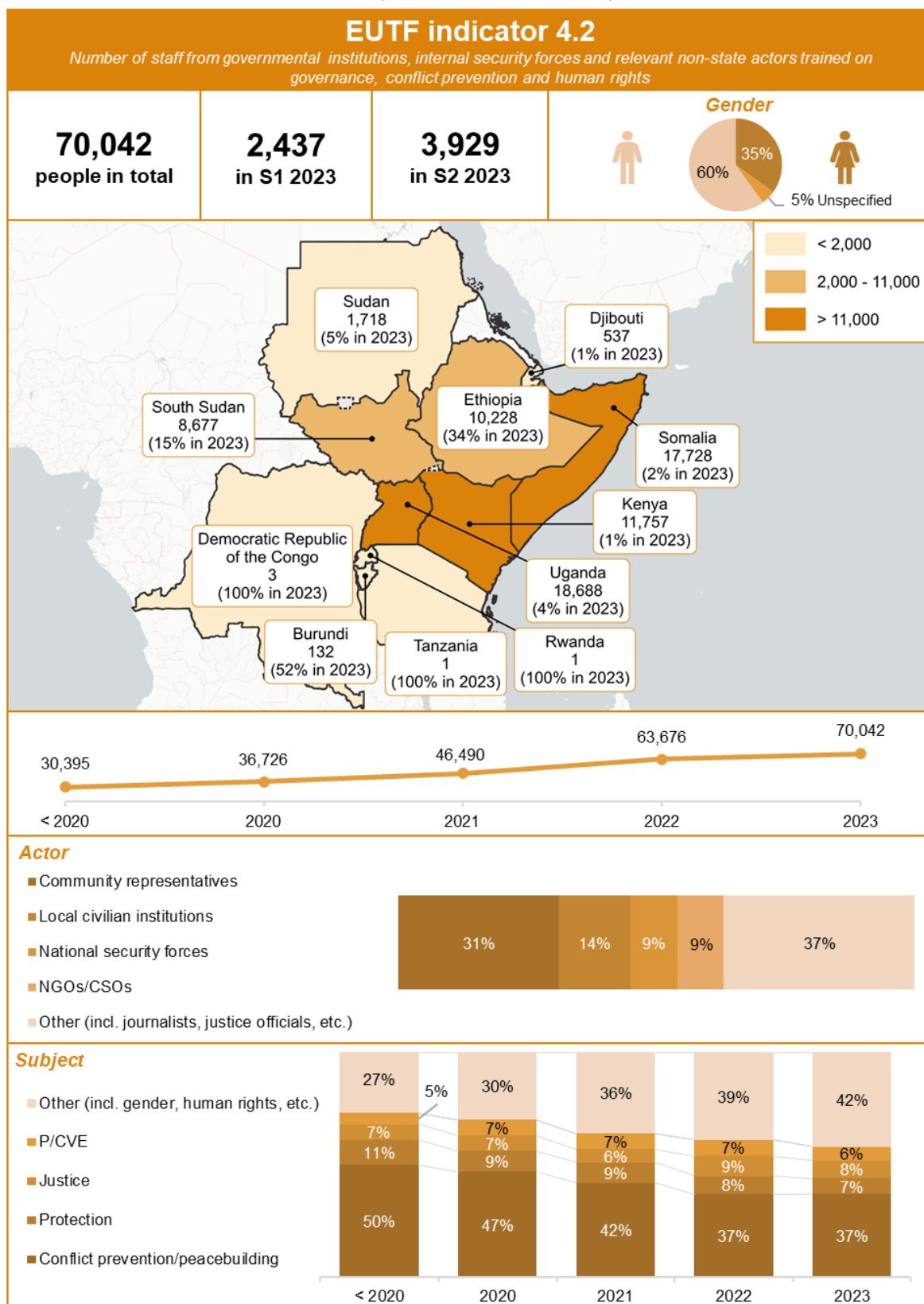
<sup>1</sup> The map in this visual excludes 53 reported infrastructures for which the country is unspecified.



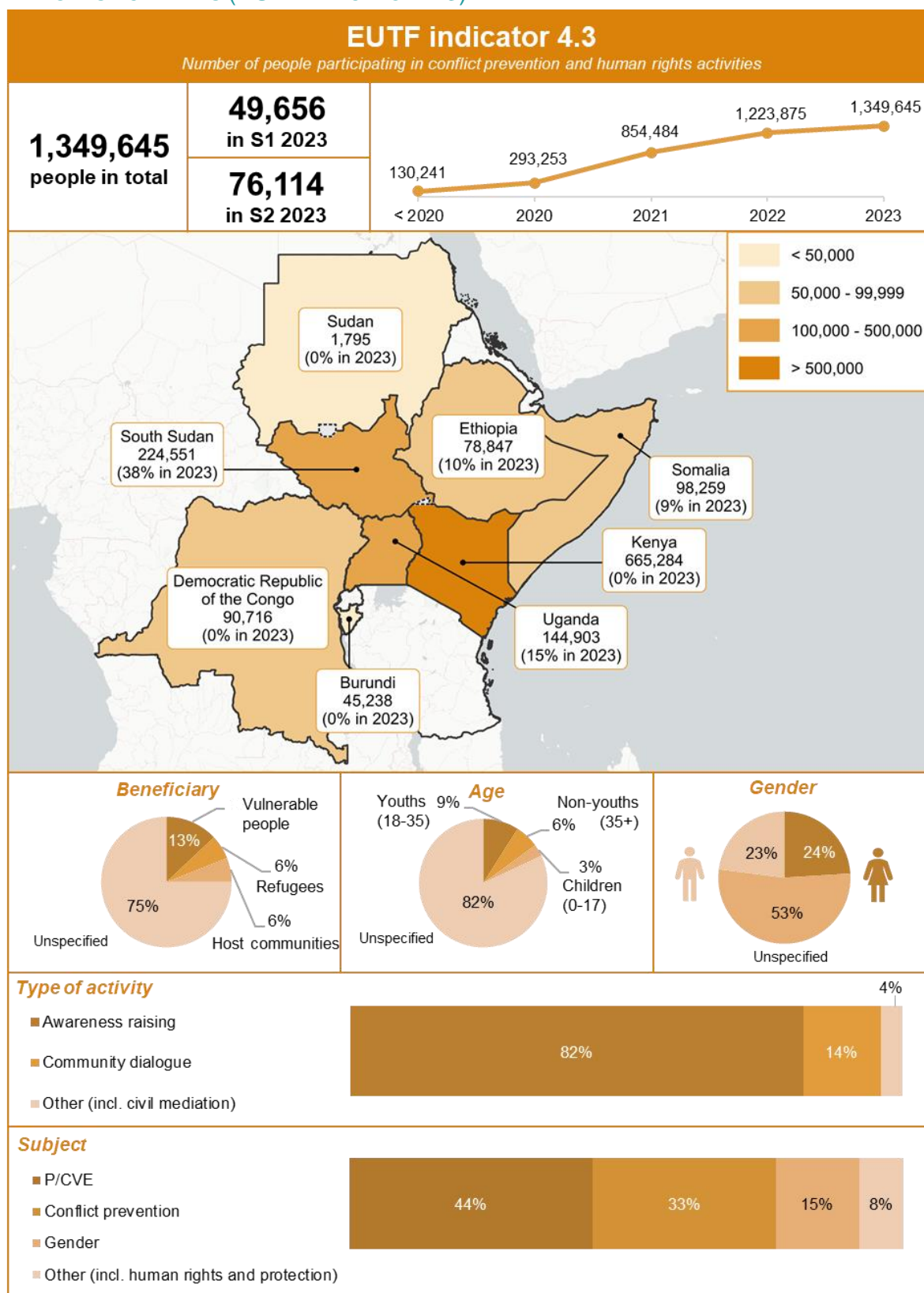
1.5.26. NUMBER OF ITEMS OF EQUIPMENT PROVIDED TO STRENGTHEN GOVERNANCE (EUTF INDICATOR 4.1 BIS)



1.5.27. NUMBER OF STAFF FROM GOVERNMENTAL INSTITUTIONS, INTERNAL SECURITY FORCES AND RELEVANT NON-STATE ACTORS TRAINED ON GOVERNANCE, CONFLICT PREVENTION AND HUMAN RIGHTS (EUTF INDICATOR 4.2)<sup>1</sup>



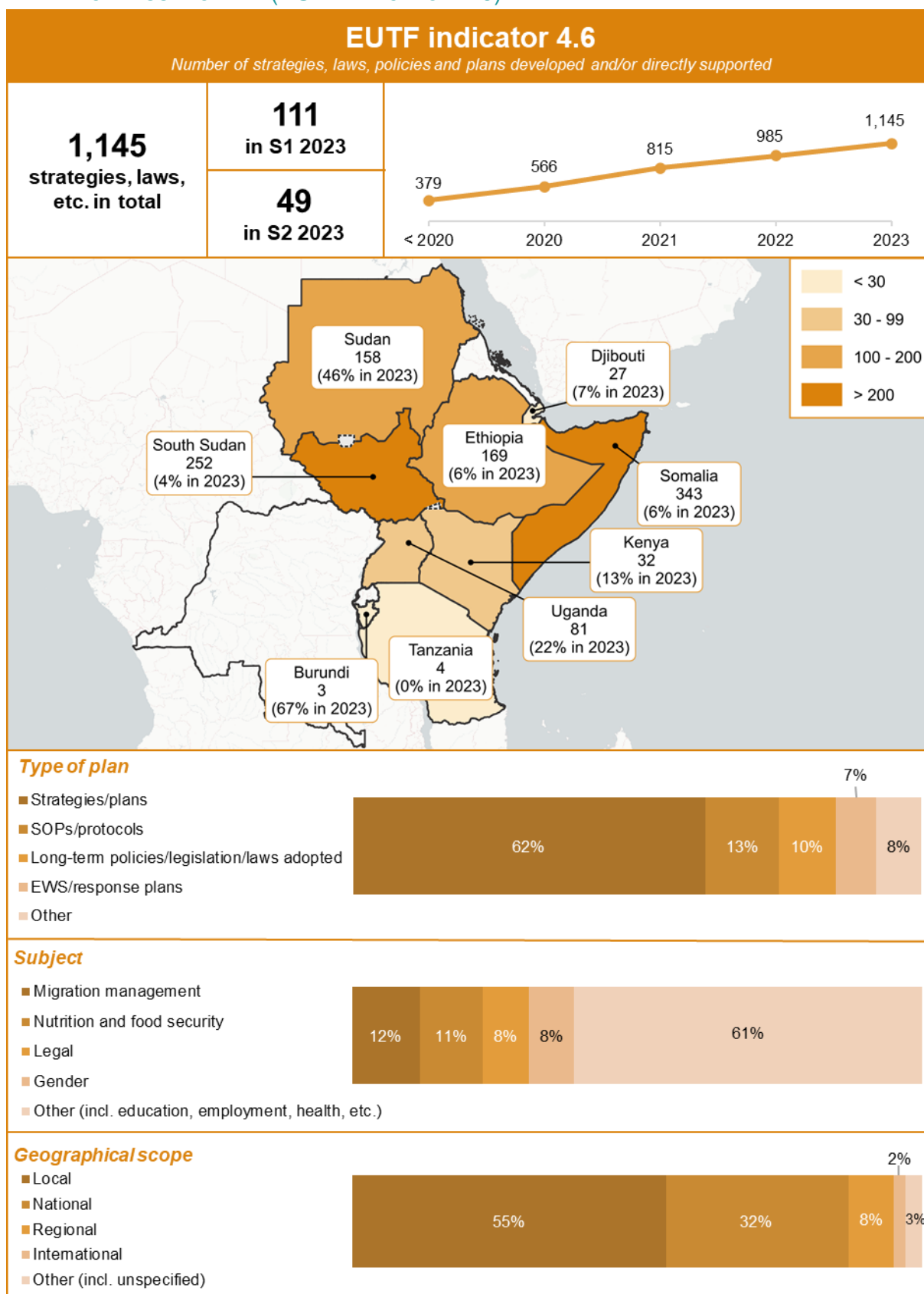
1.5.28. NUMBER OF PEOPLE PARTICIPATING IN CONFLICT PREVENTION AND HUMAN RIGHTS ACTIVITIES (EUTF INDICATOR 4.3)<sup>2</sup>



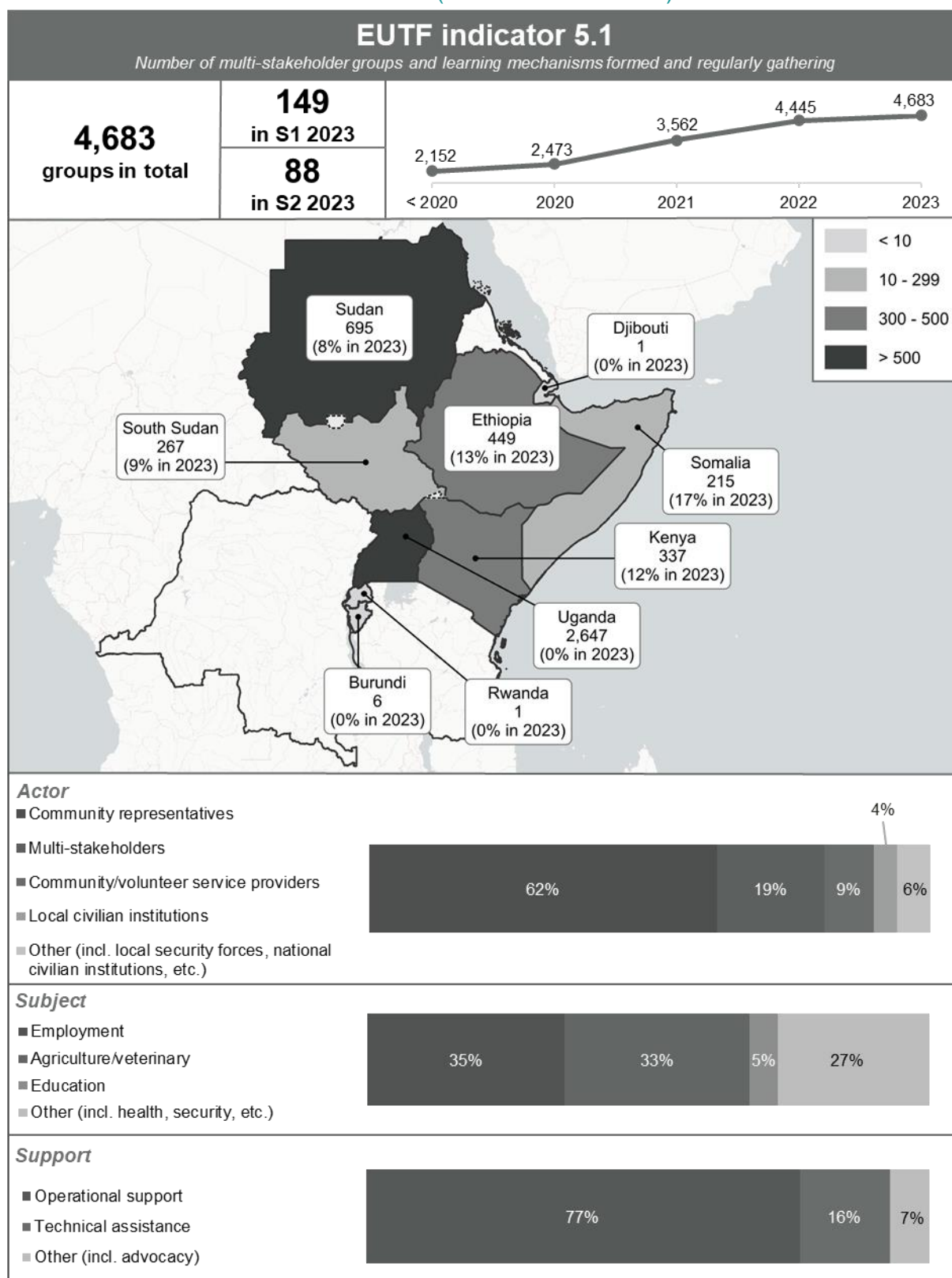
<sup>1</sup> The map in this visual excludes 572 reported staff for which the country is unspecified.

<sup>2</sup> The map in this visual excludes 52 reported beneficiaries for which the country is unspecified.

1.5.29. NUMBER OF STRATEGIES, LAWS, POLICIES AND PLANS DEVELOPED AND/OR DIRECTLY SUPPORTED (EUTF INDICATOR 4.6)<sup>1</sup>



1.5.30. NUMBER OF MULTI-STAKEHOLDER GROUPS AND LEARNING MECHANISMS FORMED AND REGULARLY GATHERING (EUTF INDICATOR 5.1)<sup>2,3</sup>

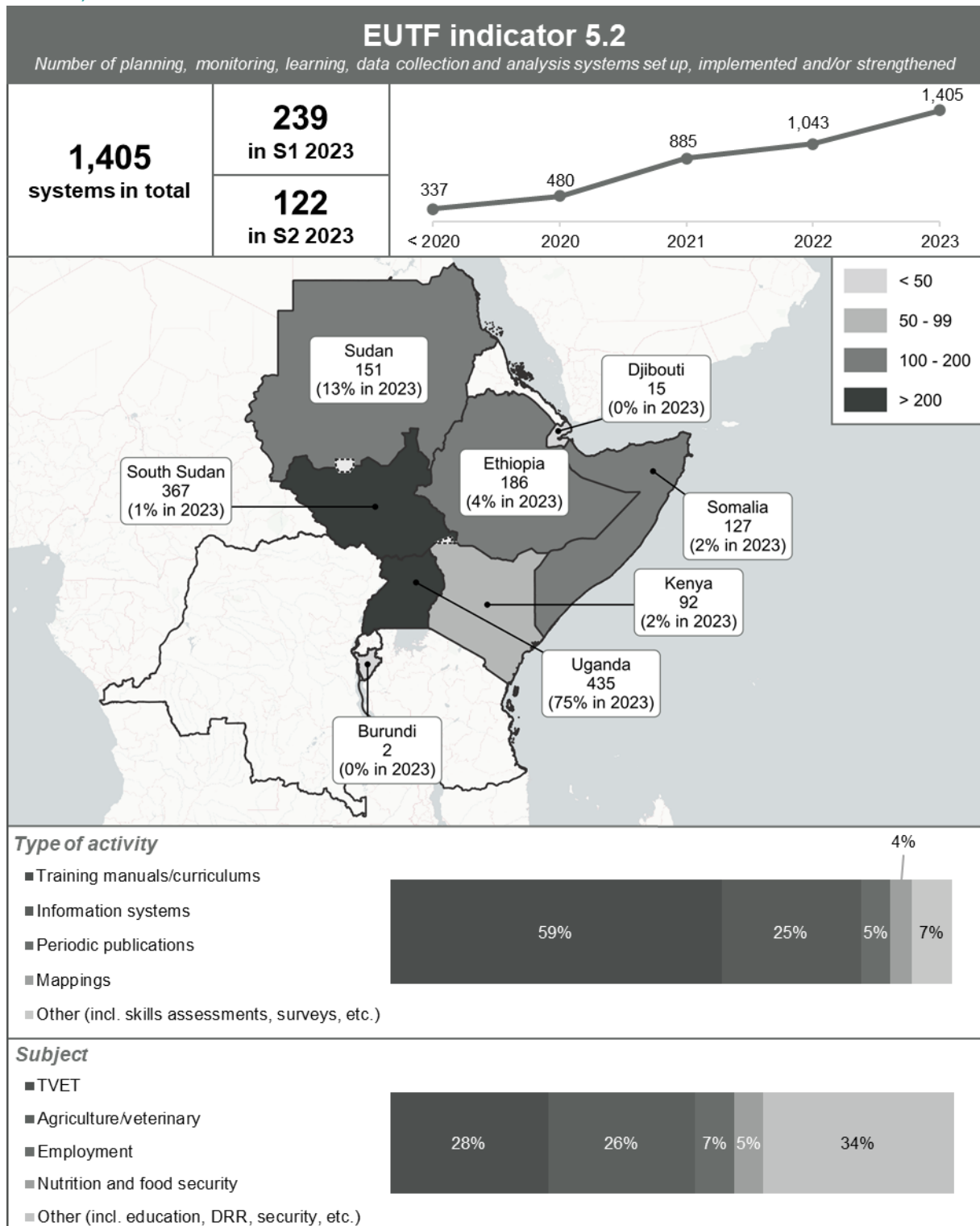


<sup>1</sup> The map in this visual excludes 76 reported laws/strategies for which the country is unspecified.

<sup>2</sup> The map in this visual excludes 66 reported groups for which the country is unspecified.

<sup>3</sup> The sum of the values shown in the map and in the above footnote exceeds the total output by one unit due to rounding.

1.5.31. NUMBER OF PLANNING, MONITORING, LEARNING, DATA COLLECTION AND ANALYSIS SYSTEMS SET UP, IMPLEMENTED AND/OR STRENGTHENED (EUTF INDICATOR 5.2)<sup>1,2</sup>

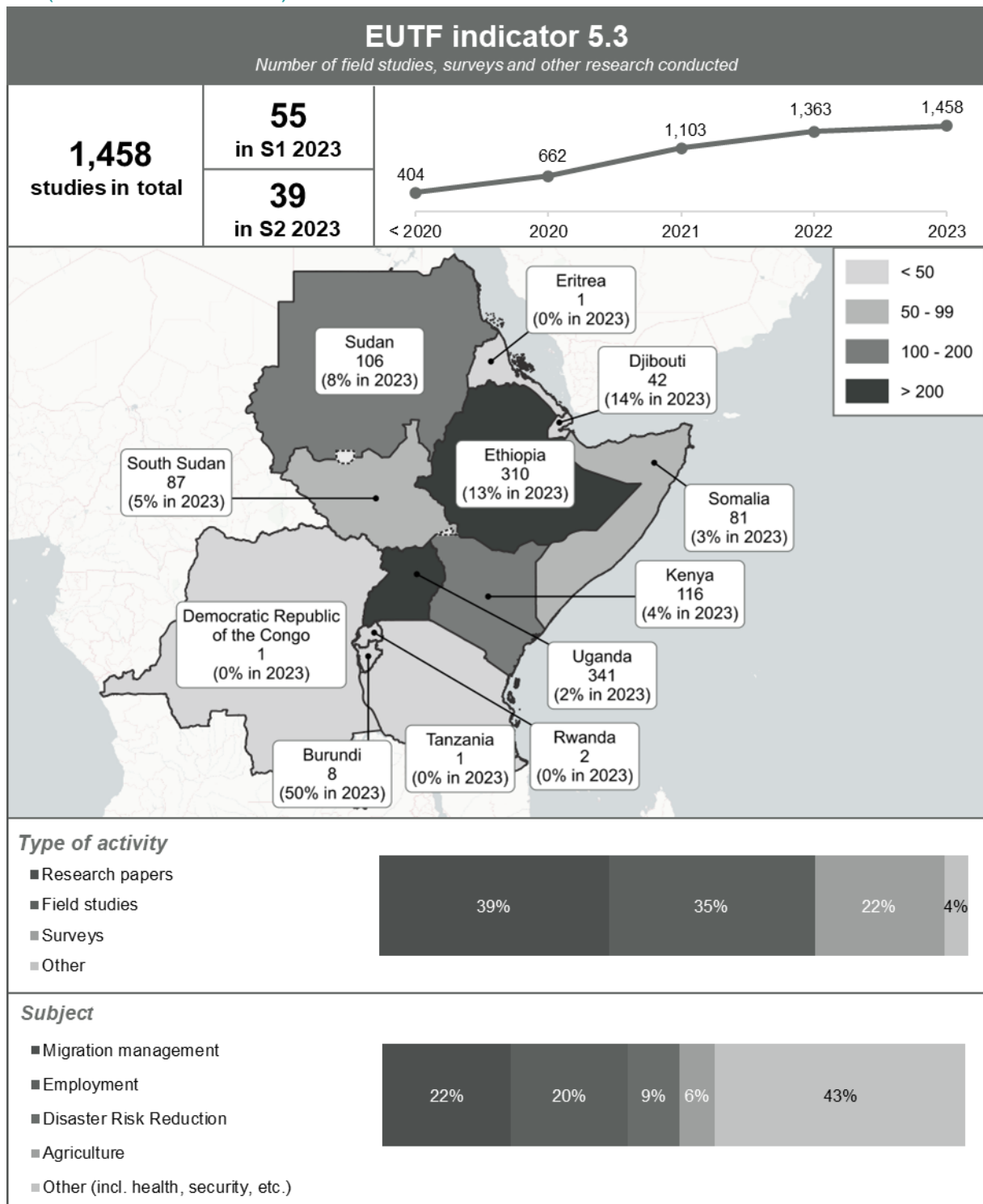


<sup>1</sup> The map in this visual excludes 29 reported systems for which the country is unspecified.

<sup>2</sup> The sum of the values shown in the map and in the above footnote is less than the total output by one unit due to rounding.

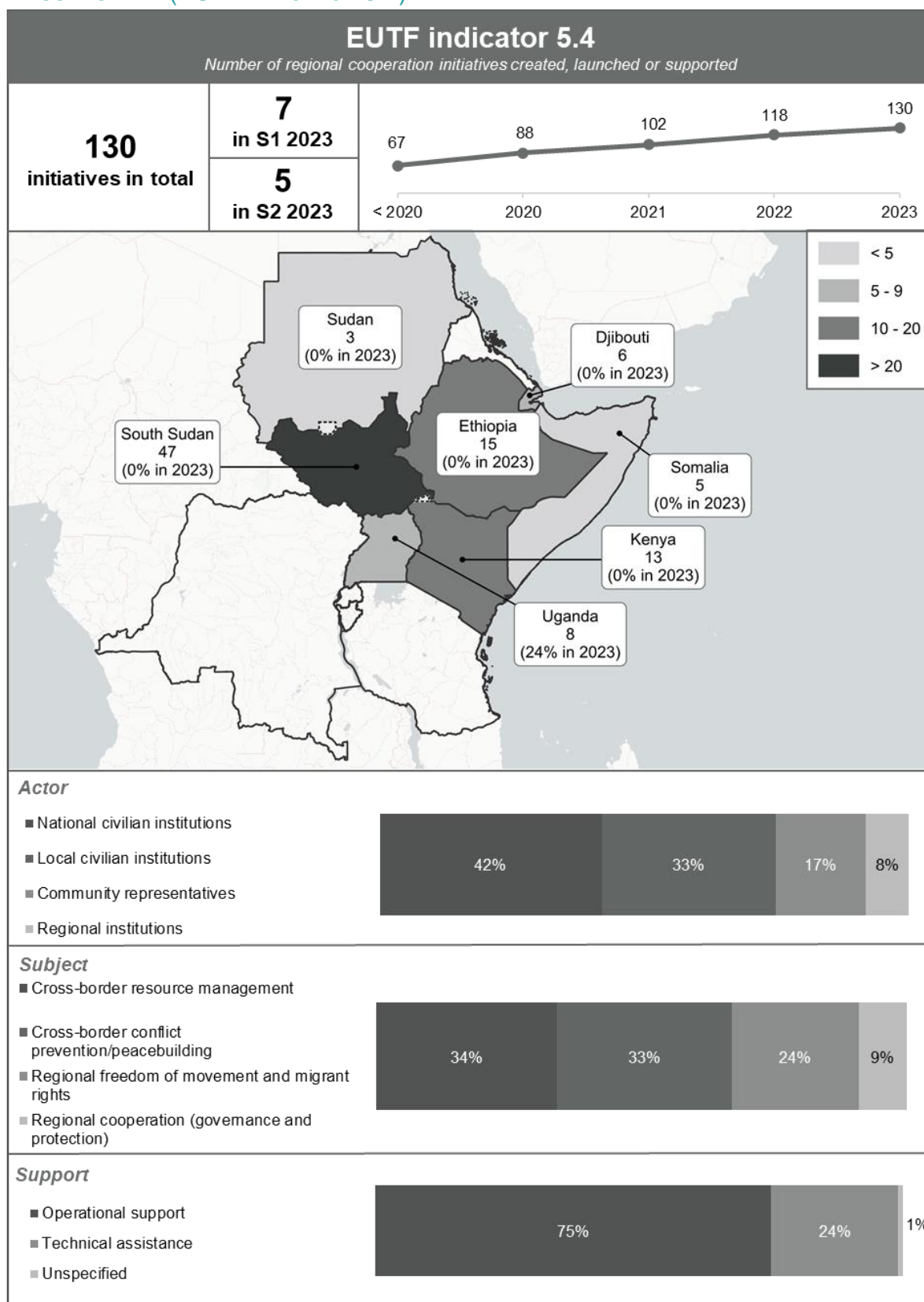


1.5.32. NUMBER OF FIELD STUDIES, SURVEYS AND OTHER RESEARCH CONDUCTED (EUTF INDICATOR 5.3)<sup>1</sup>

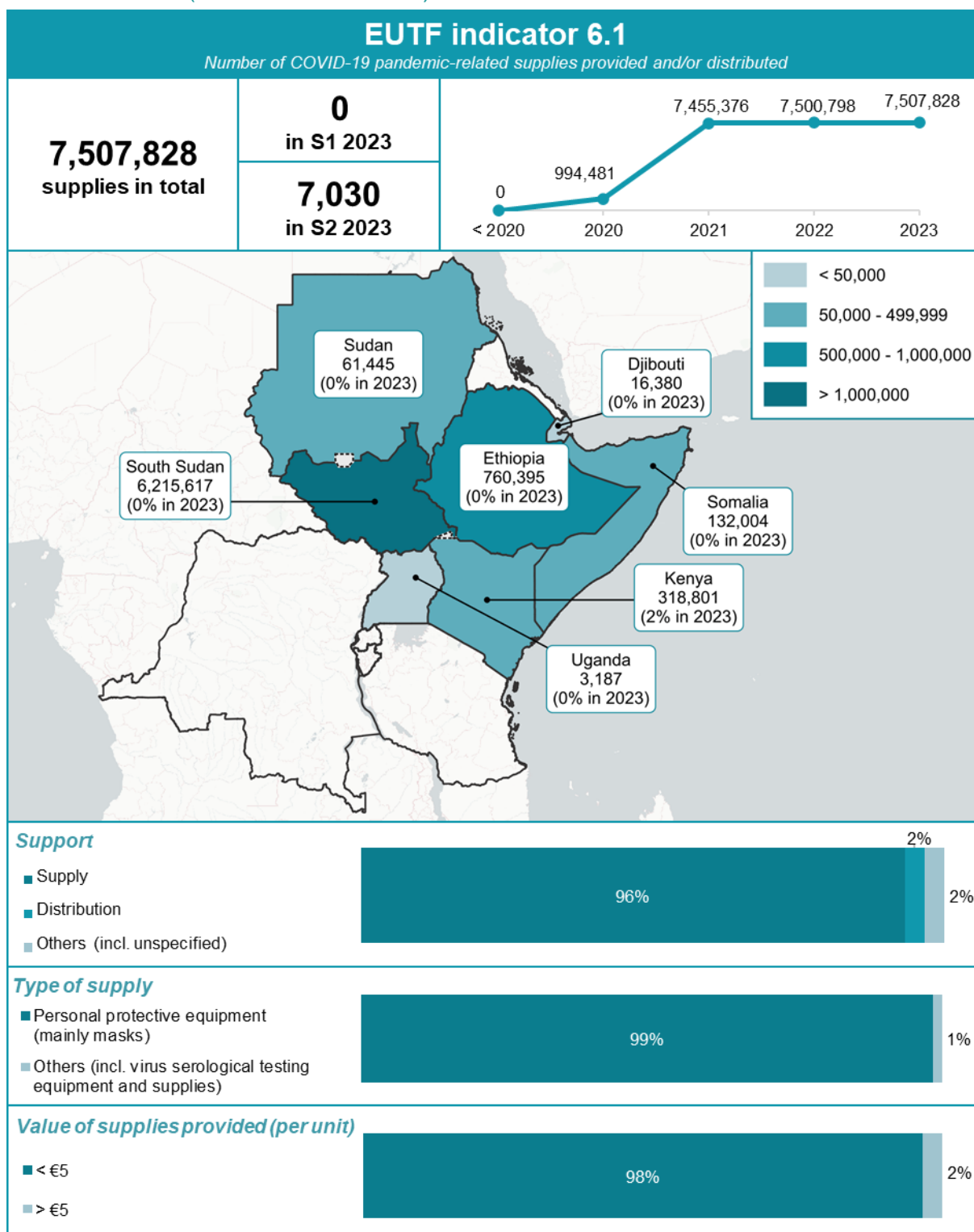


<sup>1</sup> The map in this visual excludes 362 reported studies for which the country is unspecified.

1.5.33. NUMBER OF REGIONAL COOPERATION INITIATIVES CREATED, LAUNCHED OR SUPPORTED (EUTF INDICATOR 5.4)<sup>1,2</sup>



1.5.34. NUMBER OF COVID-19 PANDEMIC-RELATED SUPPLIES PROVIDED AND/OR DISTRIBUTED (EUTF INDICATOR 6.1)<sup>3</sup>

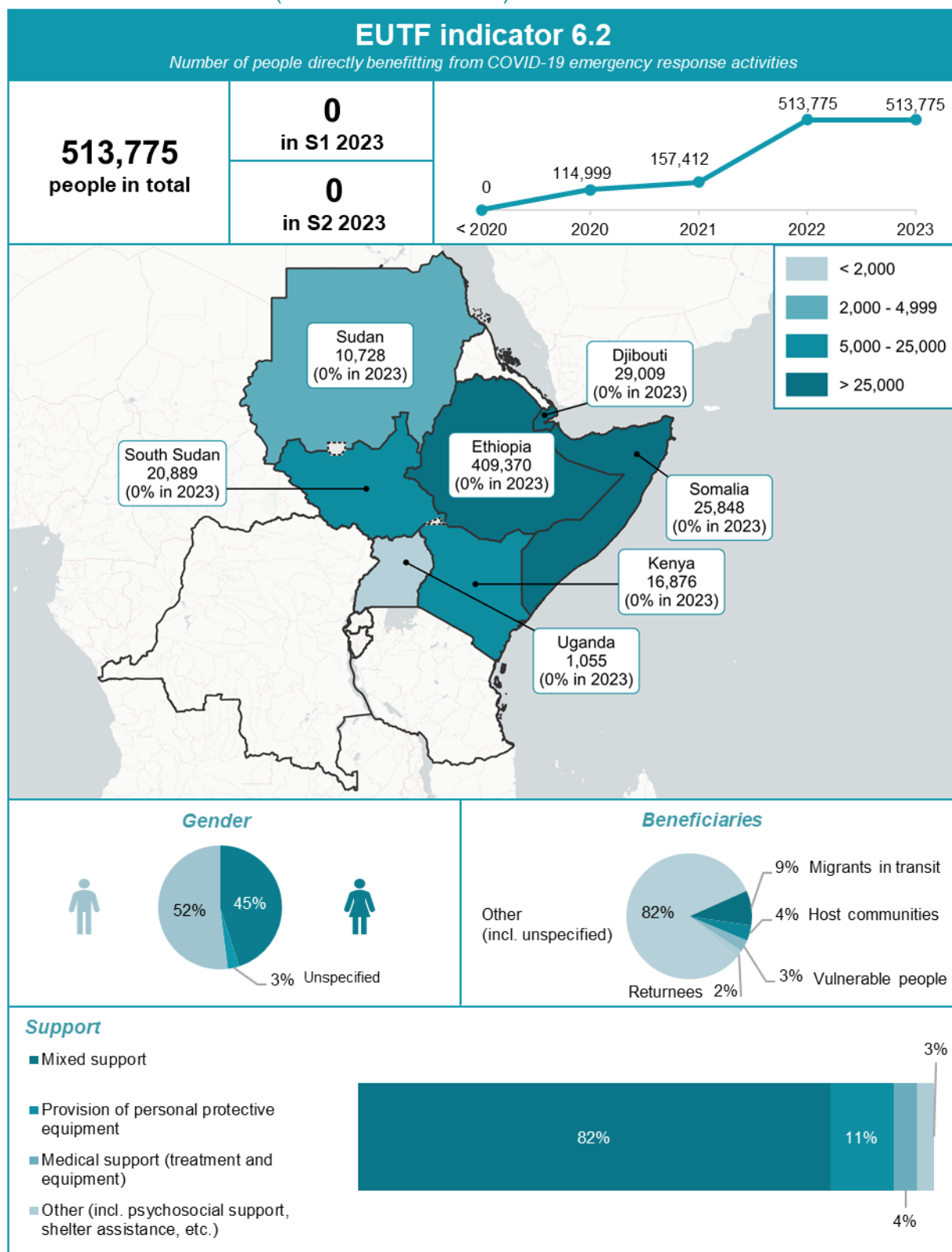


<sup>1</sup> The map in this visual excludes 32 reported initiatives for which the country is unspecified.

<sup>2</sup> The sum of the values shown in the map and in the above footnote is less than the total output by one unit due to rounding.

<sup>3</sup> The sum of the values shown in the map exceeds the total output by one unit due to rounding.

1.5.35. NUMBER OF PEOPLE DIRECTLY BENEFITTING FROM COVID-19 EMERGENCY RESPONSE ACTIVITIES (EUTF INDICATOR 6.2)



1.5.36. NUMBER OF ENTITIES BENEFITTING FROM COVID-19 EMERGENCY RESPONSE ACTIVITIES (EUTF INDICATOR 6.3)

