



EUTF Monitoring and Learning System Horn of Africa

2022 ANNUAL REPORT

COVERING UNTIL 31 DECEMBER 2022

Altai Consulting for the European Union – July 2023



Funded by
the European Union



© 2023 Altai Consulting. All rights reserved.

Licensed to the European Union under conditions.

Unless specified otherwise, all pictures in this report are credited to Altai Consulting.

This publication was produced with the financial support of the European Union through the European Union Emergency Trust Fund for Africa (EUTF). Its contents are the sole responsibility of Altai Consulting and do not necessarily reflect the views of the European Union.

Cover photo: A farmer supported by FAO (through the CRRF KE Self-Reliance project) to grow assorted crops in a horticulture farm in Kalobeyei settlement, Turkana County, Kenya.

© FAO

ALTAI CONSULTING

Altai Consulting provides research and monitoring & evaluation services to public institutions and international organisations in developing countries.

Our teams operate in more than 50 countries in Africa, the Middle East and Central Asia. Since its inception 19 years ago, Altai Consulting has developed a strong focus on migration, governance and sustainable development research and programme evaluations.

Contact Details:

Justine Rubira (Director): jrubira@altaiconsulting.com

Eric Davin (Altai Partner): edavin@altaiconsulting.com

www.altaiconsulting.com

ACKNOWLEDGMENTS

This report was prepared by Eric Davin, Justine Rubira, Philibert de Mercey, Dhanya Williams, Hugo Le Blay, Marie Bonnet, Rebecca Christensen, Erick Ogola, Sena Kinati and Esther Zuiderveld (Altai Consulting) and Pierre dal Bianco (Masae Analytics).

We gratefully thank project staff from the implementing partners who took the time to sit with us and comply with our reporting requirements. We are specifically indebted to:

- IRC and UNHCR in Burundi;
- AFD, IOM, WFP and UNHCR in Djibouti;
- UNHCR in the Democratic Republic of the Congo;
- ACF, AECID, Amref, Refugees & Returnees Service, CARE, Caritas Switzerland, Cordaid, DCA, DT Global, the Embassy of Italy in Addis Ababa, ICCO Cooperation, iDE, IRC, Mercy Corps, NRC, Oxfam, PIN, Plan, Save the Children, Trócaire, UNHCR, UNICEF, UNIDO and Vita in Ethiopia;
- DRC, FAO, GIZ, IFC, KRCS, NCTC, RUSI, SAIDC, UN-Habitat, UNHCR, UNICEF, and WFP in Kenya;
- GIZ, Maison Shalom and UNHCR in Rwanda;
- Adam Smith International, Africa's Voices Foundation, CARE, Concern Worldwide, DFN, European Institute of Peace, IDLO, IOM, Nordic International Support Foundation, NRC, Sahar Foundation, UN-Habitat, UNDP, UNHCR, UNODC, UNOPS, WHO and World Vision in Somalia;
- Cordaid, DCA, Dorcas, FAO, Health Pooled Fund III, IRC, ITC, LAW, NCA, RJMEC, Swisspeace, Tomasz Iwanow, UK Aid, UNICEF, UNOPS, WFP, WHO, World Vision and ZOA in South Sudan;
- ADRA, AICS, British Council, Concern Worldwide, COOPI, DRC, Expertise France, FAO, GIZ, GOAL, Goethe Institut, IFAD, ILO, IMC, Landell Mills, ODI, OHCHR, RVO, Save the Children, SOFRECO, UNEP, UNHCR, UNICEF, UNIDO, WFP, WHH, WHO and the World Bank in Sudan;
- ACF, ADA, CARE, DRC, Enabel, GIZ, IRC, IRRI, KRC, LWF, Ministry of Justice and Constitutional Affairs, PRI, Save the Children, IOM, UBF and World Vision in Uganda; and
- ACAV, ADA, CARE, Cities Alliance, DRC, GIZ, IGAD, ILO, IOM, IRC, Oxfam, Koboko Municipal Council, the EUTF Horn of Africa Research and Evidence Facility (REF), PACT, UNDP, UNEP, VSFG, WYG and CIVIPOL at the regional level.

We would also like to thank the EU Delegations to Burundi, Djibouti, the Democratic Republic of the Congo, Ethiopia, Eritrea, Kenya, Rwanda, Somalia, South Sudan, Sudan, Uganda and the African Union, as well as the EUTF team in Brussels.

CONTENTS

CONTENTS	4
ABBREVIATIONS	5
EXECUTIVE SUMMARY	7
1. INTRODUCTION	13
1.1. Background	13
1.2. The EUTF HoA in S2 2022	13
2. METHODOLOGY	14
2.1. MLS methodology	14
2.2. Challenges and limitations in the 2022 annual report.....	15
3. PORTFOLIO OVERVIEW	16
3.1. Budget and number of contracts by status.....	16
3.2. Budget distribution by country, implementing partner and Strategic Objective	20
3.3. Budget allocated to the COVID-19 response	22
4. SITUATION AND RESULTS OVERVIEW	24
4.1. The HoA region in 2022.....	24
4.2. The EUTF response – Overview of results	26
5. ANALYSIS BY COUNTRY	63
5.1. Regional projects.....	63
5.2. Sudan.....	74
5.3. Somalia	85
5.4. Ethiopia	94
5.5. South Sudan	103
5.6. Uganda	111
5.7. Kenya.....	119
5.8. Djibouti	129
6. CONCLUSIONS	134
7. INDEX	136
7.1. Tables	136
7.2. Figures	136
7.3. Focus boxes	137
7.4. Outcome analyses.....	138
7.5. Photos.....	138
7.6. Maps	138

ABBREVIATIONS

Abbreviation	Description
ACAPS	Assessment Capacities Project
ACLED	Armed Conflict Location and Event Data Project
ALP	Alternative Learning Programme
B	Billion
CRRF	Comprehensive Refugee Response Framework
CSO	Civil Society Organisation
DAC	Displacement-affected community
DJ	Djibouti
DRC	Danish Refugee Council
(the) DRC	The Democratic Republic of the Congo
DRR	Disaster Risk Reduction
DTM	Displacement Tracking Matrix
EAC	East African Community
EHAGL	East and Horn of Africa, and the Great Lakes Region
ER	Eritrea
ET	Ethiopia
ETM	Emergency Transit Mechanism
EU	European Union
EUTF	European Union Emergency Trust Fund for stability and addressing root causes of irregular migration and displaced persons in Africa
FAO	Food and Agriculture Organization
FEWSNET	Famine Early Warning Systems Network
FGS	Federal Government of Somalia
FCS	Food Consumption Score
GCR	Global Compact on Refugees
GDP	Gross Domestic Product
GOE	Government of Ethiopia
HIPC	Heavily Indebted Poor Countries
HoA	Horn of Africa
HDDS	Household Dietary Diversity Score
ICJ	International Court of Justice
ICT	Information and Communications Technologies
IDP	Internally Displaced Person
IGA	Income-generating activity
IGAD	Intergovernmental Authority on Development
ILO	International Labour Organization
IMF	International Monetary Fund
IOM	International Organization for Migration
IP	Implementing Partner
IPC	Integrated Food Security Phase Classification
JLOS	Justice, Law and Order Sector
K	Thousand
KE	Kenya
KES	Kenyan shillings
M	Million
M23	March 23 Movement
M&E	Monitoring and Evaluation
MAHFP	Months of adequate household food provisioning
MAM	Moderate Acute Malnutrition
MLS	Monitoring and Learning System
MoJCA	Ministry of Justice and Constitutional Justice (Uganda)
MSME	Micro, Small and Medium Enterprise
NGO	Non-Governmental Organisation
OHCHR	Office of the United Nations High Commissioner for Human Rights
P/CVE	Preventing and Countering Violent Extremism
PPE	Personal Protective Equipment
R-ARCSS	Revitalised Peace Agreement (South Sudan)
SD	Sudan
SDC	Savings and development cluster
SGBV	Sexual and Gender-Based Violence
SNNP	Southern Nations, Nationalities and Peoples
SO	Strategic Objective or Somalia

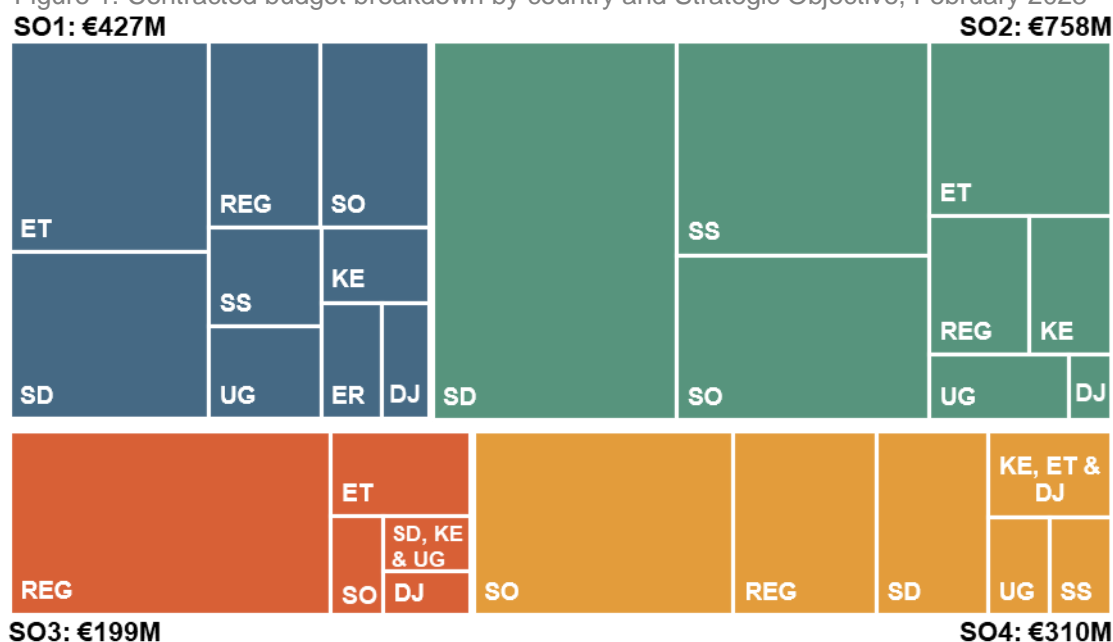
SO1	Greater economic and employment opportunities
SO2	Strengthening resilience of communities and in particular the most vulnerable including refugees and other displaced people
SO3	Improved migration management in countries of origin, transit and destination
SO4	Improved governance and conflict prevention and reduction of forced displacement and irregular migration
SOP	Standard Operating Procedure
SS	South Sudan
ToT	Training of trainers
TPLF	Tigray People's Liberation Front
TVET	Technical and Vocational Education and Training
UG	Uganda
UK	United Kingdom
UN	United Nations
UNHCR	United Nations High Commissioner for Refugees
UNICEF	United Nations Children's Fund
UNOCHA	UN Office for the Coordination of Humanitarian Affairs
USD	United States Dollar
VoT	Victim of trafficking
VSLA	Village Savings and Loans Association
WASH	Water, Sanitation and Hygiene
WFP	World Food Programme
WHO	World Health Organization

EXECUTIVE SUMMARY

This is the fourteenth report prepared by the Monitoring and Learning System (MLS) for the EU Emergency Trust Fund for stability and addressing root causes of irregular migration and displaced persons in Africa (EUTF) Horn of Africa (HoA) window. It covers the cumulative outputs achieved through EUTF funding in the HoA from the start of activities until the end of December 2022, with a specific focus on outputs generated in the second half of 2022 (S2 2022). The report includes outputs from country and regional programmes implemented in Burundi, Djibouti, the Democratic Republic of Congo (DRC), Eritrea, Ethiopia, Kenya, Rwanda, Somalia, South Sudan, Sudan, and Uganda, as well as regional programmes with activities also taking place in Tanzania.

As of February 2023, the EUTF has committed (i.e. allocated funds following decisions by the EUTF Operational Committee) €5.0B (billion). The HoA window is the second largest in terms of funding, with €1.8B committed across 94 decisions, of which 93%¹ (€1.73B) has been contracted to 231 operational projects in the region.² Of these, two projects worth €3M (million) are in inception³ and 106 projects worth €706M are completed. This leaves 123 projects, worth €1B, that are currently in implementation. The EUTF contracting period ended in 2021, and as such there were no new contracts in S2 2022. However, 59% of EUTF HoA funding covers projects that are still in inception or implementation.

Figure 1: Contracted budget breakdown by country and Strategic Objective, February 2023^{4,5}

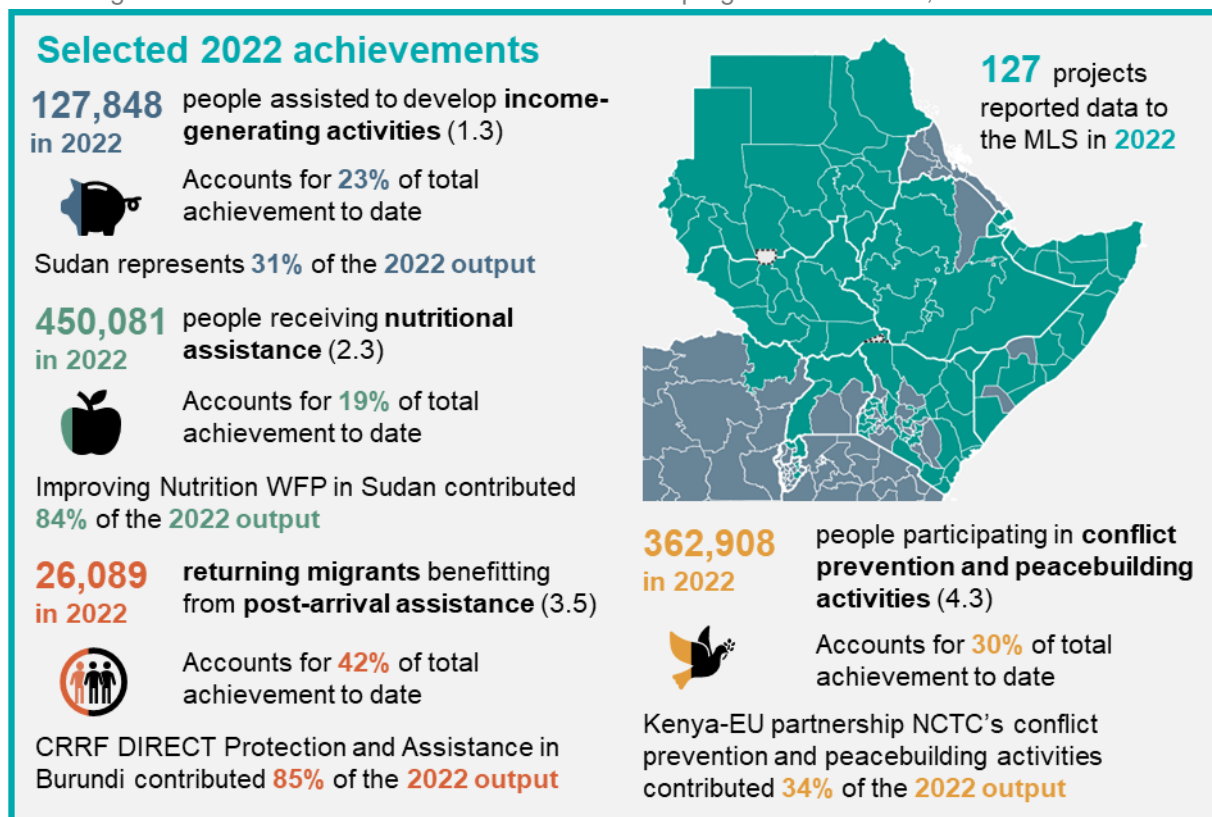


The current report includes output data or other information on 215 projects (equivalent in funding to €1.66B), comprising 103 completed projects,⁶ 110 projects in implementation with quantitative data to

¹ The EUTF contracting period ended in 2021 and therefore no new operational contracts are expected henceforth.
² This excludes 164 non-operational contracts accounting for €40M that are not included in the MLS analysis. These are mostly evaluations and audits, air services, mappings and plans, reports, communications and events. Administrative costs are also excluded from the analysis.
³ Projects that faced significant delays in their inception activities or were suspended during the initial stages of the inception period are still considered to be in inception.
⁴ Share of budget for projects contracted and relevant to the MLS. The total displayed in the visual does not reflect cross-cutting indicators which represent €38M.
⁵ The budget numbers in this graph include COVID-19-related budgets, which are allocated to their projects' respective SOs.
⁶ The RESTORE 2 FAO (completed in May 2021), ROCK CIVIPOL (September 2021), and Development of e-Government Strategy of South Sudan (April 2022) never reported data to the MLS. This number also includes projects that only reported qualitative data to the MLS in the past.

report, and two projects whose progress is only described qualitatively, due to the nature of their activities.¹ A full list of project names can be found in the annexes (section 1.1).

Figure 2: Selected achievements of EUTF-funded programmes in 2022, December 2022



Strategic Objective 1: Greater economic and employment opportunities

Global challenges arising in the first half of 2022, such as the war in Ukraine and deteriorating financial conditions, continued to impact economic recovery in the HoA in the second half of the year. The African Development Bank estimates that East Africa's economic growth stood at 4.1% in 2022, down from 5.1% in 2021.² The approximately 4.5 million refugees hosted in the HoA³ still faced major economic barriers, such as in Kenya, where only around 42% of refugees aged 18-65 years old were in wage employment or self-employment between 2020 and 2021.⁴ Since 2016, EUTF-funded projects have been supporting economic and employment opportunities (SO1) in the region, accounting for €427M (or 25%) of contracted EUTF funding, with the largest portion dedicated to projects in Ethiopia (26% of the SO1 budget).

In 2022, the largest annual result on jobs created or supported was reported, equivalent to 33,246 jobs of the 137,921 jobs created or supported to date (EUTF indicator 1.1). More than half of the jobs created in 2022 (54%) were reported in South Sudan. More than half of the total micro, small and medium-sized enterprises (MSMEs) created or supported (EUTF indicator 1.2) and of the business infrastructures constructed or improved (EUTF indicator 1.5) since the beginning of activities were reported in 2022, constituting 52% of the 19,138 MSMEs and 71% of the 339 business infrastructures supported to date. Other sizeable contributions were also reported in 2022, including 23% of all beneficiaries receiving

¹ These projects are Conflict Resolution SS RJMEC in South Sudan and the Somalia State and Resilience Building Contract.

² African Development Bank, 'Africa's macroeconomic performance outlook', 18 January 2023.

³ UNHCR, 'Data portal'. Retrieved on 3 April 2023 at <https://data2.unhcr.org/en/situations>.

⁴ UNHCR and World Bank, 'Understanding the socio-economic conditions of refugees in urban areas of Kenya 2021', 15 December 2022.

support to develop income-generating activities (IGAs) (EUTF indicator 1.3) and 25% of technical and vocational education and training (TVET) beneficiaries (EUTF indicator 1.4), with 127,848 and 37,101 beneficiaries reported in 2022, respectively.

In response to existing labour market barriers and the marginalisation of youths, women and displaced people, many EUTF-funded projects have focused their economic and employment interventions on these groups. For example, refugees account for at least¹ 20% (or 28,524) of TVET and skills development beneficiaries (EUTF indicator 1.4), 12% (or 66,070) of IGA beneficiaries (EUTF indicator 1.3), and 6% (or 8,616) of jobs created or supported to date (EUTF indicator 1.1). In 2022, 6,618 TVET and skills development beneficiaries and 13,978 IGA beneficiaries were refugees, and 1,723 jobs benefitted them. With regard to age, at least² 5,004 youths (15% of the annual output) benefitted from job creation (EUTF indicator 1.1) and 14,354 (39% of the annual output) were supported with TVET and skills development interventions (EUTF indicator 1.4) in 2022. As such, at least 23,345 jobs (17% of the total output) have been created or supported for youths and 54,623 TVET and skills development beneficiaries (37% of the total output) are youths across the EUTF HoA portfolio. In addition, women account for 61% of IGA beneficiaries (EUTF indicator 1.3), 58% of TVET and skills development trainings (EUTF indicator 1.4), and 30% of job creations (EUTF indicator 1.1) to date.

Strategic Objective 2: Strengthening the resilience of communities and in particular the most vulnerable including refugees and other displaced people

2022 observed the fifth consecutive below-average rainy season in the HoA, with a sixth projected in 2023. As such, existing high levels of food insecurity are expected to continue and likely worsen in the short-term future. As of 2022, at least 36 million people across the HoA have been affected³ by the resultant drought, the effects of which have been compounded by rising food and fuel prices. As a result of these dynamics, millions of children are either out of school or at risk of dropping out,⁴ and more than 16 million people are unable to meet their basic household water needs.⁵

Resilience-related interventions (SO2) represent the largest share of the HoA portfolio, with €758M of contracted funds (the largest proportion of which is allocated to Sudan, with €273M). Some of the largest biannual outputs on food security and nutrition were reported in S2 2022, mostly in Sudan. To date, 4,687,418 people have benefitted from the delivery of food security-related assistance (EUTF indicator 2.4) in the HoA, including 374,081 people assisted in 2022, largely thanks to the EUTF's contribution to STARS MDTF in Sudan (43% of the annual output). EUTF projects have complemented food security assistance with nutrition support that has reached 2,399,866 people to date (EUTF indicator 2.3) and 450,081 new beneficiaries in 2022 (72% of whom were reported in S2 2022). Improving Nutrition WFP in Sudan accounted for the overwhelming majority of the S2 2022 output (95%).

Furthermore, 8,710,058 basic social services have been delivered in the HoA to date (EUTF indicator 2.2). Of these, 101,188 education-related basic social services were delivered in 2022, for a total of 1,108,033 education-related services to date. 82% of education-related services delivered in 2022 were reported in S2 2022, largely thanks to EQUIP 2 SC delivering 57,726 education-related services such as material support or enrolling children in schools in Sudan. In addition, 160 of 563 education-related infrastructures reported to date were constructed or rehabilitated in 2022 (EUTF indicator 2.1 bis), and 1,510 of 22,673 education staff reported to date were trained in 2022 (EUTF indicator 2.8).

Finally, EUTF projects have dedicated funding to improving access to quality water, sanitation and hygiene (WASH) facilities and strengthening health sectors across the HoA. Projects have collectively delivered 313,290 WASH-related services such as latrines or water supplies directly to households (EUTF indicator 2.2), including 47,345 in 2022. Furthermore, 517,272 people benefitted from improved access to WASH facilities in 2022 (EUTF indicator 2.9), bringing the total to 2,428,361 people with

¹ The beneficiary status of some beneficiaries is unspecified and as such, these could include other refugees.

² The age status of some beneficiaries is unspecified, and as such, these could include other youths.

³ UNOCHA, 'Horn of Africa drought: Regional humanitarian overview & call to action', 28 November 2022.

⁴ UNICEF, 'Dangers deepening for children caught in Horn of Africa drought crisis', 9 January 2023.

⁵ UNOCHA, 'Horn of Africa drought: Regional humanitarian overview & call to action', 21 September 2022.

improved access, mainly through the rehabilitation, equipment or construction of more than 6,200 WASH-related social infrastructures reported thus far (EUTF indicator 2.1 bis, 21% in 2022). In addition, 6,956,833 health services have been reported in the HoA to date (EUTF indicator 2.2), including 1,276,525 in 2022. In 2022, children under five years old represented 30% of beneficiaries of health-related services and South Sudan and Djibouti accounted for 42% and 30% of results, respectively. Another 93,069 people benefitted from improved access to healthcare in 2022 (EUTF indicator 2.9), for a total of 3,227,078 reported to date.

Strategic Objective 3: Improved migration management in countries of origin, transit and destination

Economic conditions continue to drive the majority of migration decisions in the HoA.¹ Movements within the region (50%) remain the most frequent, followed by movement along the Eastern (40%) route.² In 2022, migration increased considerably along some of these routes. For example, 2022 arrivals in Yemen from the Eastern route represented more than double the number reported in 2021.³ Migrants from the HoA continue to be at risk of human rights abuses, detention, exploitation and dire working conditions.⁴ Migration management (SO3) constitutes the smallest portfolio with €199M (11%) of contracted EUTF funds, mostly dedicated to regional projects (70%).

Across the EUTF portfolio, projects have assisted protection, evacuation, return and reintegration, and institutional and staff capacity building on migration. For example, 90,128 people, including at least 10,623 children, have been assisted thus far with short-term protection measures or direct assistance, such as medical treatment and non-food items (EUTF indicator 3.2). In 2022, 8,049 people were protected or assisted, of whom 97% were migrants in transit. Four programmes have also supported the voluntary return of 14,507 people, including 691 in 2022 (EUTF indicator 3.4).

While the number of voluntary returns supported in 2022 represented the smallest annual output to date, EUTF projects reported the largest annual achievements on migrants benefitting from post-arrival assistance (EUTF indicator 3.5) and reintegration assistance (EUTF indicator 3.5 bis) in 2022. Namely, 26,089 migrants (out of a total of 62,828) benefitted from post-arrival assistance and 5,738 migrants (out of 23,645) received reintegration assistance in 2022. The majority of these beneficiaries were supported outside the EUTF's core HoA countries, as the CRRF DIRECT Protection and Assistance project in Burundi reported 85% of beneficiaries of post-arrival assistance and 65% of reintegration assistance beneficiaries in 2022.

Beyond immediate and reintegration assistance, EUTF projects have also strengthened the capacities of 1,573 institutions and non-state actors, including 210 in 2022, on migration management (EUTF indicator 3.6). Thus far, Ethiopia accounts for 50% of the EUTF's outputs on institutional migration support, including 65% in 2022. Another 32,344 staff were trained on migration management topics to date (EUTF indicator 3.7), including 7,029 individuals in 2022, who were mainly trained on fighting human trafficking and smuggling (36%). Finally, the largest yearly output since 2019 was delivered on migration-related awareness raising campaigns in 2022 (EUTF indicator 3.3), accounting for 58,954 of the 826,302 people (78% of whom were vulnerable people and potential migrants) reported to date.

¹ Mixed Migration Centre, 'MMC East and Southern Africa snapshot – November 2022: Climate-related drivers of mixed migration in East and the Horn of Africa', November 2022.

² IOM, 'A region on the move 2021 – East and Horn of Africa', August 2022.

³ Mixed Migration Centre, 'Quarterly mixed migration update: East Africa & Yemen – Quarter 4 2022', February 2023.

⁴ Mixed Migration Centre, 'Quarterly mixed migration update: East Africa & Yemen – Quarter 2 2022', July 2022; Mixed Migration Centre, 'Quarterly mixed migration update: East Africa & Yemen – Quarter 4 2022', February 2023.

Strategic Objective 4: Improved governance and conflict prevention and reduction of forced displacement and irregular migration

The high levels of violence recorded in 2020 and 2021 persisted into 2022 across the HoA, with 8,146 events¹ and 16,454 casualties reported by the Armed Conflict Location and Event Data (ACLED) project, compared to 7,301 events and 15,488 fatalities in 2021.^{2,3} This upward trend was largely driven by protracted or renewed conflicts, extremist attacks and intercommunal violence, such as the crisis in Tigray in Ethiopia, the intensification of Al-Shabaab activities in Somalia and intercommunal violence in South Sudan. EUTF interventions on peacebuilding, governance and security constitutes the third-largest portfolio in the HoA, worth €310M or 18% of the contracted EUTF budget, of which the largest proportion (41%) is allocated to Somalia projects.

Across the EUTF portfolio, 1,209,466 individuals have participated in peacebuilding and human rights activities (EUTF indicator 4.3), including 362,908 people in 2022, of whom 303,919 were reached in S2 2022 (representing the second-largest biannual output to date). This can largely be credited to the Kenya-EU Partnership NCTC project, as it accounts for around 34% of the 2022 result. To date, most beneficiaries have participated in activities aimed at preventing and countering violent extremism (P/CVE, 49% of the total output), followed by conflict prevention and peacebuilding (34%) and gender (9%). 2022 also observed the largest annual output ever reported on state and non-state actors trained on peace-, security- and governance-related skills (EUTF indicator 4.2), as 16,662 of the 62,492 staff reported to date were supported in 2022. Thus far, trainings have mainly focused on conflict prevention and peacebuilding (36%) and have mainly benefitted staff in Uganda (28%), Somalia (26%) and Kenya (19%).

¹ ACLED defines 'events' as: battles, explosions/remote violence, violence against civilians, protests, riots and 'strategic developments' (including looting/property of destruction and non-violent transfer of territory).

² ACLED, 'ACLED data'. Retrieved on 27 March 2023 at <https://acleddata.com/dashboard/#/dashboard>.

³ These figures refer to the eight 'core' EUTF countries: Djibouti, Ethiopia, Eritrea, Kenya, Somalia, South Sudan, Sudan and Uganda.

Table 1: EUTF common output indicators for all HoA projects, as of December 2022^{1,2,3}

EUTF Indicator	2016-2018	2019	2020	2021	S1 2022	S2 2022	Total	Trend
1.1 Number of direct jobs created or supported	49,984	20,578	19,213	14,900	15,805	17,441	137,921	
1.2 Number of MSMEs created or supported	1,934	4,150	922	2,185	6,086	3,860	19,138	
1.3 Number of people assisted to develop income-generating activities	123,768	87,091	96,749	125,188	60,931	66,918	560,645	
1.4 Number of people benefitting from professional trainings (TVET) and/or skills development	31,179	19,565	19,420	38,485	23,370	13,731	145,750	
1.5 Number of industrial parks and/or business infrastructures constructed, expanded or improved	30	6	26	37	27	212	339	
2.1 Number of local development plans directly supported	14	7	25	36	33	25	140	
2.1 bis Number of social infrastructure built or rehabilitated	549	1,123	2,104	2,112	1,482	352	7,721	
2.2 Number of basic social services delivered	2,678,195	1,019,291	1,658,497	1,885,134	686,731	782,211	8,710,058	
2.3 Number of people receiving nutrition assistance	876,213	351,525	289,648	432,399	127,755	322,326	2,399,866	
2.4 Number of people receiving food security-related assistance	873,298	1,522,000	1,699,391	218,647	94,523	279,558	4,687,418	
2.5 Number of institutions that adopt local disaster risk reduction strategies	119	55	91	60	51	42	418	
2.6 Hectares of agricultural and pastoral ecosystems where sustainable management practices have been introduced with EU support	48,903	8,151	5,248	35,901	241	33,872	132,315	
2.7 Number of people reached by sensitisation campaigns on resilience-building practices and basic rights	491,044	638,575	9,757,112	1,299,104	339,215	2,333,994	14,859,045	
2.8 Number of staff from local authorities and basic service providers benefitting from capacity building to strengthen service delivery	19,352	34,431	29,090	26,004	6,001	12,948	127,825	
2.9 Number of people having improved access to basic services	3,977,300	1,040,757	1,274,079	5,541,843	407,885	2,247,698	14,489,561	
3.2 Number of migrants in transit, refugees/asylum seekers and IDPs protected and/or assisted	49,019	16,996	6,275	9,789	6,181	1,868	90,128	
3.3 Number of (potential) migrants reached by information campaigns on migration	542,988	167,345	28,606	28,409	57,858	1,096	826,302	
3.4 Number of voluntary returns supported	7,664	1,946	1,748	2,458	324	367	14,507	
3.5 Number of returning migrants benefitting from post-arrival assistance	28,887	3,333	1,003	3,516	14,967	11,122	62,828	
3.5 bis Number of returning migrants benefitting from reintegration assistance	8,577	3,725	2,825	2,780	2,858	2,880	23,645	
3.6 Number of institutions strengthened on migration management	200	351	442	370	102	108	1,573	
3.7 Number of individuals trained on migration management	6,485	8,482	2,707	7,641	4,980	2,049	32,344	
3.8 Number of persons of concern benefitting from evacuation and resettlement assistance or other durable solutions for evacuees	0	306	213	317	119	0	955	
3.10 Number of people benefitting from legal migration and mobility programmes	0	19	72	44	3	1	139	
4.1 Number of infrastructures supported to strengthen governance	53	17	5	6	9	6	96	
4.1 bis Number of equipment provided to strengthen governance	2	60	398	2,935	508	456	4,359	
4.2 Number of staff trained on governance, conflict prevention and human rights	13,989	15,682	6,331	9,828	6,461	10,201	62,492	
4.3 Number of people participating in conflict prevention and human rights activities	29,457	100,784	162,906	553,410	58,990	303,919	1,209,466	
4.6 Number of strategies, laws, policies and plans developed and / or directly supported	196	183	187	240	81	80	966	
5.1 Number of multi-stakeholder groups and learning mechanisms formed and regularly gathering	1,644	508	321	1,089	395	478	4,434	
5.2 Number of planning, monitoring, learning, data collection and analysis systems set up, implemented and / or strengthened	233	110	157	425	106	71	1,102	
5.3 Number of field studies, surveys and other research conducted	252	143	244	426	149	86	1,300	
5.4 Number of regional cooperation initiatives created, launched or supported	37	30	21	14	13	2	117	
6.1 Number of pandemic-related supplies provided for COVID-19 response	0	0	994,481	6,461,468	9,600	35,822	7,501,371	
6.2 Number of people directly benefitting from COVID-19 activities	0	0	114,999	42,363	353,932	2,431	513,725	
6.3 Number of entities benefitting from COVID-19 activities	0	0	528	1,771	43	0	2,342	

¹ Data in this report is not comparable with reports prior to S1 2020 due to the application of methodological changes (more information on this process can be found in the S1 2020 report). However, all MLS data (including historical data) has been adapted to the new methodological notes where possible, and therefore all data included in this table is fully comparable across reporting periods. In some cases, data that could not be changed or adapted was taken out to ensure comparability.

² The sum of S1 and S2 2022 values found throughout the report might differ by one unit from 2022 values due to rounding.

³ The trendlines illustrate the non-cumulative evolution of the quarterly results for each EUTF indicator.

1. INTRODUCTION

1.1. BACKGROUND

The European Union Emergency Trust Fund for stability and addressing root causes of irregular migration and displaced persons in Africa (EUTF for Africa, or EUTF) was launched in November 2015. The 'Horn of Africa' (HoA) window of the Trust Fund includes Djibouti, Eritrea, Ethiopia, Kenya, Somalia, South Sudan, Sudan, Tanzania and Uganda but has expanded its coverage to include decisions implemented in Burundi, the Democratic Republic of the Congo (DRC) and Rwanda. Only regional programmes have reported outputs in Tanzania, as no Tanzania country projects have been contracted thus far. The S2 2022 and future reports no longer features a chapter on Eritrea as the only programme¹ implemented in the country ended in 2021.

This is the fourteenth report prepared by the Monitoring and Learning System (MLS) for the EUTF HoA window. It covers the cumulative outputs achieved through EUTF funding in the Horn of Africa region from the start of activities until the end of December 2022, with a specific focus on outputs generated in the second half of 2022 (S2 2022). Previous reports can be found [here](#).²

In response to the COVID-19 pandemic, the EU reoriented some of its funding in the EUTF portfolio, and some Implementing Partners (IPs) chose to adjust their ongoing activities. This response has been captured (through new indicators) since the [EUTF MLS S1 2020 report](#).³

1.2. THE EUTF HOA IN S2 2022

As of February 2023, the EUTF has committed (i.e. allocated funds following decisions by the EUTF Operational Committee) €5.0B (billion). The HoA window is the second largest in terms of funding, with €1.8B committed across 94 decisions, of which 93%⁴ (€1.73B), have been contracted to 231 operational projects in the region.⁵ Of these, 2 projects worth €3M (million) are in inception⁶ and 106 projects worth €706M are completed. This leaves 123 projects, worth €1B, that are currently in implementation.

This report presents data or results from 215 projects, including 103 completed projects, 110 projects currently in implementation, and two projects whose progress is only described qualitatively, covering a total contracted amount of €1.66B. As such, it covers twenty more projects and €119M more⁷ in funding than the S1 2022 report. Funding and implementation continue to follow the EUTF's four Strategic Objectives (SOs),⁸ as well as the strategic priorities set by the Strategic Board in April 2018, i.e. i) returns and reintegration; ii) refugee management; iii) completing progress on the securitisation of documents and civil registry;⁹ iv) anti-trafficking measures; v) essential stabilisation efforts in Somalia, Sudan and South Sudan; and vi) migration dialogue.

¹ This is the Road Rehabilitation programme with UNOPS.

² <https://trust-fund-for-africa.europa.eu/results/monitoring-and-evaluation>.

³ https://trust-fund-for-africa.europa.eu/system/files/2020-12/eutf_mls_hoa_s1_2020_-_final.pdf.

⁴ The EUTF contracting period ended in 2021 and therefore no new contracts are expected henceforth.

⁵ This excludes 164 non-operational contracts accounting for €40M that are not included in the MLS analysis. These are mostly evaluations and audits, air services, mappings and plans, reports, communications and events. Administrative costs are also excluded from the analysis.

⁶ Projects that faced significant delays in their inception activities or were suspended during the initial stages of the inception period are still considered to be in inception.

⁷ This figure also reflects budget amendments made to projects included in previous reports. The twenty new projects have a collective budget of €120M.

⁸ The four Strategic Objectives of the EUTF are: SO1 'Greater economic and employment opportunities'; SO2 'Strengthening resilience of communities and in particular the most vulnerable including refugees and other displaced people'; SO3 'Improved migration management in countries of origin, transit and destination' and SO4 'Improved governance and conflict prevention and reduction of forced displacement and irregular migration'.

⁹ Note that iii) is not considered relevant for the HoA window.

2. METHODOLOGY

2.1. MLS METHODOLOGY

The MLS uses data produced by projects' internal monitoring and evaluation (M&E) systems to inform the 38 EUTF common output indicators¹ that are shared by the three EUTF windows. The MLS team works with each IP to develop a reporting system that allows the MLS to collect the most detailed and granular level of data common to all IPs. To that end, the MLS has developed a reporting template that it uses for most projects, although the reporting template is tailored to each project through a drafting and feedback process with respective IPs. Given the complexity and diversity of the EUTF portfolio, and the fact that IPs and M&E systems have different resources, limitations and capacities, the MLS tries to offer as much flexibility as possible with regard to the quantity, disaggregation and format of data collected from IPs.

The MLS then aggregates the collected data using a standardised methodology (and later disaggregates it again along various lines of analysis for reporting). This approach allows the MLS to help IPs map their own activities and outputs against the list of EUTF common output indicators and to have access to a finer level of disaggregation (e.g. by gender, beneficiary type, location, etc.). It also gives the MLS significant flexibility in terms of how data can be analysed or presented.

Based on the information received, the MLS team completes output indicator mappings for each project, collects the relevant data from each IP, checks the data for quality and enters it into the MLS database for aggregation, further quality checking and analysis.

During the S1 2020 reporting period, following a consultative process with implementing partners, European Union (EU) delegations and the EU headquarters, the EUTF revised its common output indicators and their respective methodologies. The resultant revisions have been formalised through a set of methodological notes, which can be found in the annexes to the S1 2020 report. For more information about this process, please see the [S1 2020 report](#).²

2.1.1. OUTCOME ANALYSIS

In addition to output monitoring, the EUTF MLS started to include project- and programme-level outcome analyses in S2 2020 in the form of focus boxes for certain completed projects and programmes with usable outcome data. In S2 2021, the MLS HoA and Sahel and Lake Chad teams conducted a joint feasibility assessment of aggregated outcome data analysis for all completed projects as of 31 December 2021, to see whether limited conclusions could be drawn about the potential outcomes of the EUTF portfolio beyond specific projects and programmes.

As explained in previous reports as well as in an MLS methodological [note](#),³ aggregating outcome data for the EUTF portfolio is not possible in the way that it is for output data, mostly because common EUTF outcome indicators were not designed prior to programming. This means that no methodologically harmonised outcome data has been collected by EUTF projects, without which comprehensive and meaningful outcome analysis is impossible.

For this reason, it is only possible to aggregate a limited number of indicators across EUTF projects, and even in these cases methodological limitations and caveats must be taken into account. The aggregable indicators from this exercise were first analysed in the SO sections of the 2021 annual

¹ The full list of 38 common output indicators can be found in the annexes.

² https://trust-fund-for-africa.europa.eu/system/files/2020-12/eutf_mls_hoa_s1_2020_-_final.pdf.

³ https://trust-fund-for-africa.europa.eu/system/files/2020-10/eutf_mls_outcomes_vulgarisation.pdf.

report, and these analyses will be continually revised in future annual reports (as a critical mass of additional completed projects are required before the aggregated data can be significantly updated).

At the time of writing this report, 77 completed HoA projects reporting against 1,053 outcome and impact¹ indicators have been assessed for the outcome analysis exercise, of which 59 have shared relevant outcome data with the MLS, including 15 projects newly added to the analysis in 2022. Updated aggregated analyses can be found in the SO1 and SO2 sections of this report, but there are not enough new SO3 and SO4 outcome indicators measured by recently ended projects to warrant updates to the original analyses found in the respective SO sections of the 2021 annual report.

2.2. CHALLENGES AND LIMITATIONS IN THE 2022 ANNUAL REPORT

During the implementation of the methodological changes in 2020, some projects were unable to provide the additional disaggregation requested. In these cases, the affected data is reported under the 'unspecified' category in the MLS analysis. In a small number of specific cases, it was impossible to apply the methodological changes altogether. Most notably:

- Previously gathered GIZ² data affected by the methodological changes could not be transferred to the new system. Therefore, the historical GIZ data included in this report is not complete and numbers might differ from reports prior to S1 2020. (However, historical data for all projects was retroactively adapted to the methodological changes whenever possible, and therefore data provided within the same report *is* comparable, even across reporting periods.)
- For completed projects where IPs could no longer be contacted, the MLS team has applied only those methodological changes that were feasible without consultation, using project documents for reference.

In S2 2022, data was received for all projects for which it was expected, except in the following cases:

- **Ethiopia:**
 - DRR Amhara, DRR EDRMC, DRR Oromia and DRR Sidama were unable to submit their data on time.
- **Regional:**
 - GCR IGAD was unable to submit their data on time.
- **Sudan:**
 - Economic Transition ODI has been partially suspended since 1 March 2022 (as reported in the S1 2022 report), and at the time of writing, re-engagement with the government, which is key to achieving the project's objectives, remained impossible. Following its partial suspension, the project developed a revised activity plan. However, the outputs that ODI has been working on during the suspension have not yet been finalised or disseminated externally.
 - EU OPM Sudan was suspended in S1 2022 following the military coup, and at the beginning of 2023, the EU and Landel Mills were jointly planning the reorientation of remaining funding and activities.
 - LESP SLSP IFAD implemented very few activities during the reporting period due to a change in management and efforts to meet the administrative criteria required to extend the project.
 - Sudan Democratic Transition HRO represents the EUTF's contribution to the implementation of OHCHR's national programme in Sudan, but in S2 2022 the project was unable to provide data on results specifically achieved through EUTF funding (as opposed to OHCHR's overall funding in the country).
 - Wadi El Ku 2 UNEP mainly conducted procurement processes for constructing weirs (water harvesting structures) in Q3 and Q4 2022. The finalised structures and their beneficiaries will be reported in S1 2023.

¹ This excludes 190 indicators that were categorised as either outcome- or impact-level by the projects, but were considered by the MLS team to in fact be direct outputs of the projects in question.

² *Deutsche Gesellschaft für Internationale Zusammenarbeit (GIZ).*

3. PORTFOLIO OVERVIEW

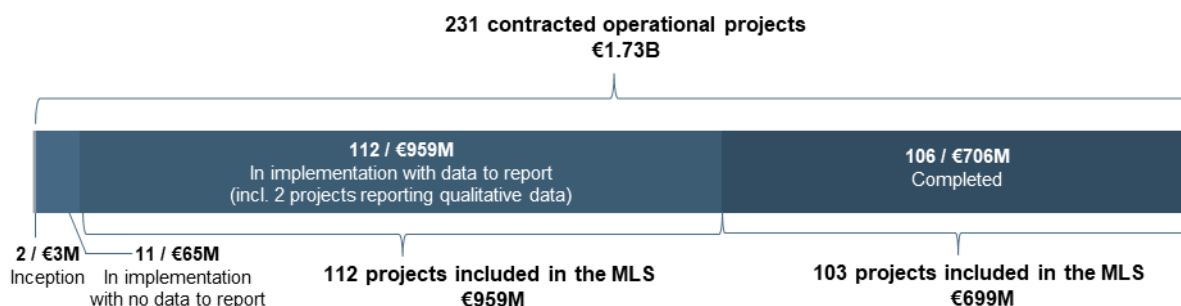
3.1. BUDGET AND NUMBER OF CONTRACTS BY STATUS

As of February 2023, the EUTF has committed €5.0B, including €1.8B across 94 decisions in the Horn of Africa window, of which €1.73B have been contracted to 231 operational projects. As the EUTF contracting period ended in 2021, no new contracts are expected henceforth. 59% of EUTF HoA funding is allocated to projects that are still in inception or implementation.

The 231 contracted operational projects include two projects in their inception phase, eleven projects in implementation but with no data to report to the MLS (either because it is still too early in their implementation phase or because their activities do not generate outputs that are relevant to the EUTF indicators), 112 projects in implementation and with data or other qualitative information to report, and 106 completed projects.

The current report includes output data or other information on 215 projects (equivalent in funding to €1.66B), comprising 103 completed projects,¹ 110 projects in implementation with quantitative data to report, and two projects whose progress is only described qualitatively, due to the nature of their activities.²

Figure 3: Operational EUTF projects and budget^{3,4,5}



Twenty projects (collectively worth €120M) started reporting data to the MLS for the first time in S2 2022.⁶ At the same time, the budgets of several completed projects already in the MLS decreased by a collective €1M, as they were adjusted to reflect the actual amount paid after the end of implementation. Thus, the funding covered by the EUTF MLS in the current report increased by €119M compared to S1 2022. The details of the twenty newly included projects are listed in the table below.

¹ The RESTORE 2 FAO (completed in May 2021), ROCK CIVIPOL (September 2021), and Development of e-Government Strategy of South Sudan (April 2022) never reported data to the MLS. This number also includes projects that only reported qualitative data to the MLS in the past.

² These projects are Conflict Resolution SS RJMEC and the Somalia State and Resilience Building Contract.

³ 164 projects worth approximately €40M and considered 'non-operational' are excluded from the overall analysis in this report. These are mostly evaluations and audits, air services, mappings and plans, reports, communications and events.

⁴ The sum of completed projects and projects implementing with data to report is superior to the number of projects included in the MLS because the RESTORE 2 FAO (completed in May 2021), ROCK CIVIPOL (September 2021), and Development of e-Government Strategy of South Sudan (April 2022) never reported data to the MLS.

⁵ Project budgets are valid as of February 2023; project statuses (and particularly whether they are in implementation or completed) are valid as of December 2022.

⁶ Of these, fourteen were projects in Somalia (worth €80M) that started reporting data to the MLS retroactively.

Table 2: Projects included in MLS reporting for the first time in S2 2022¹

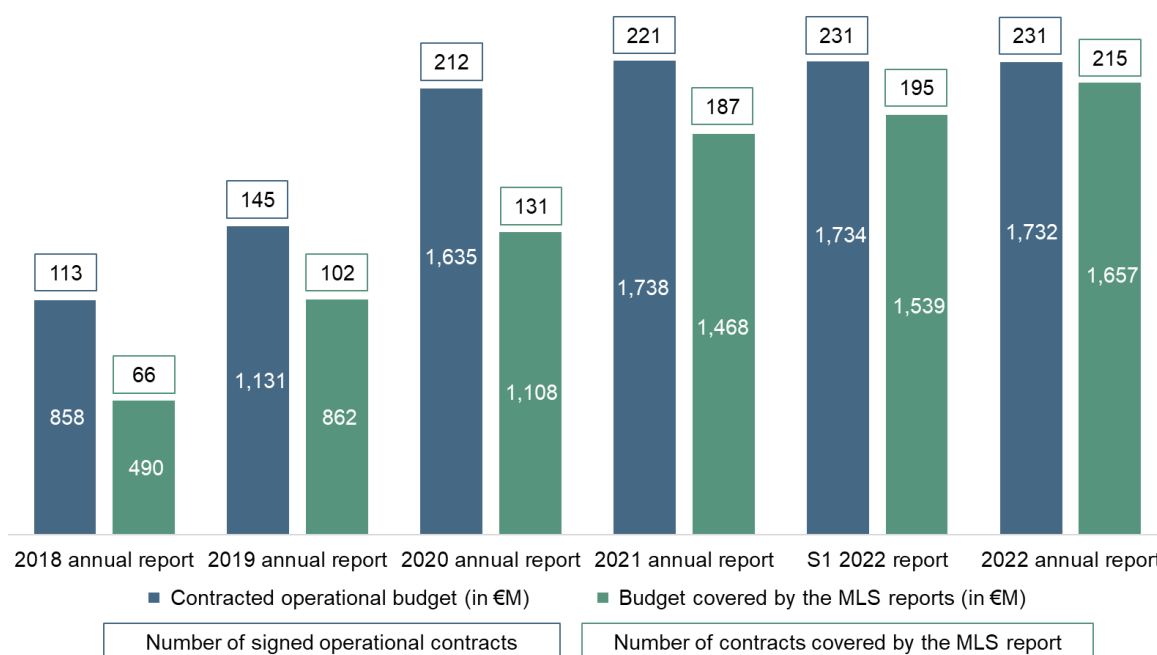
Country	Programme Name	EUTF ID	Project Name	Lead IP	EUTF Budget
Regional	CRRF DIRECT - Displacement responses through regional cooperation and technical exchange	T05-EUTF-HOA-REG-79-03	CRRF DIRECT UNHCR	UNHCR	€500,000
		T05-EUTF-HOA-REG-79-08	Protection and Assistance Burundian Returnees UNHCR	UNHCR	€4,000,000
Sudan	Support to economic opportunities for youth and women	T05-EUTF-HOA-SD-96-01	Acacia – Arabic Gum Value Chain in Sudan – Support	AFD	€19,900,000
Somalia	Promoting a culture of tolerance and dialogue in Somalia	T05-EUTF-HOA-SO-16-02	Strength through Tolerance EIP	European Institute of Peace	€4,740,000
	Somalia UN Multi-Partner Trust Fund - Support to the Justice, Corrections, Security Sector Governance and Local Governance Programmes	T05-EUTF-HOA-SO-46-04	JCP UNODC UNMPTF	UNODC	€1,000,000
	Partnership Coordination Facility Project for Somalia	T05-EUTF-HOA-SO-46-08	PCFP UNOPS - Security	UNOPS	€2,000,000
		T05-EUTF-HOA-SO-23-03	PCFP UNOPS - Resilience	UNOPS	€500,000
		T05-EUTF-HOA-SO-59-05	PCFP II UNOPS	UNOPS	€4,500,000
	UN Joint Rule of Law Programme for Somaliland	T05-EUTF-HOA-SO-46-06	JRoL Somaliland UNDP	UNDP	€4,000,000
	Inclusive Local and Economic Development (ILED)	T05-EUTF-HOA-SO-57-04	ILED PSD IFC	IFC	€1,500,000
		T05-EUTF-HOA-SO-57-08	ILED ISED NIS	NIS	€11,000,000
		T05-EUTF-HOA-SO-57-09	ILED FIG AECF	AECF	€4,500,000
		T05-EUTF-HOA-SO-57-11	ILED SAGAL CW	Concern Worldwide	€27,000,000
		T05-EUTF-HOA-SO-57-13	ILED NORDIC FUND IFU	IFU	€5,500,000
		T05-EUTF-HOA-SO-57-14	ILED Youth UNFPA	UNFPA	€6,000,000
	Somalia State and Resilience Building	T05-EUTF-HOA-SO-59-01	Support to the Financial Governance Committee ASI	Adam Smith International	€381,565
		T05-EUTF-HOA-SO-59-03	TA Budget Support ASI	Adam Smith International	€7,075,000
	Ethiopia	Stability and socio-economic development for vulnerable and marginalised communities in the Tigray region of Ethiopia	T05-EUTF-HOA-ET-76-01	Stability & Development Tigray Trócaire	Trócaire

¹ A list of full names of all projects in the report can be found in the annexes to this report.

	Promoting stability and strengthening basic service delivery for host communities, refugees and other displaced population in Gambella regional state of Ethiopia	T05-EUTF-HOA-ET-77-02	Stability & Services Gambella IRC II ¹	IRC	€5,000,000
Uganda	Security, protection and economic empowerment (SUPREME) in Uganda	T05-EUTF-HOA-UG-68-02	SUPREME JLOS MoJCA	MoJCA	€4,707,262

The below graph illustrates the evolution over time of the number of EUTF contracted operational projects as well as the number of projects in the MLS reports, together with the corresponding funding amounts.

Figure 4: Evolution of projects and budgets covered by the MLS in the HoA, February 2023^{2,3}



The below graph depicts the 231 contracted operational projects by budget, lifespan and status of implementation. 164 'non-operational' projects collectively worth €40M are omitted, as well as administrative costs. Budgets refer solely to EUTF contributions. The length of the bars represents the lifespan of the project and the height represents the EUTF budget per project. The colour of the bars indicates the status of the project, with projects completed as of 31 December 2022 indicated in blue.⁴

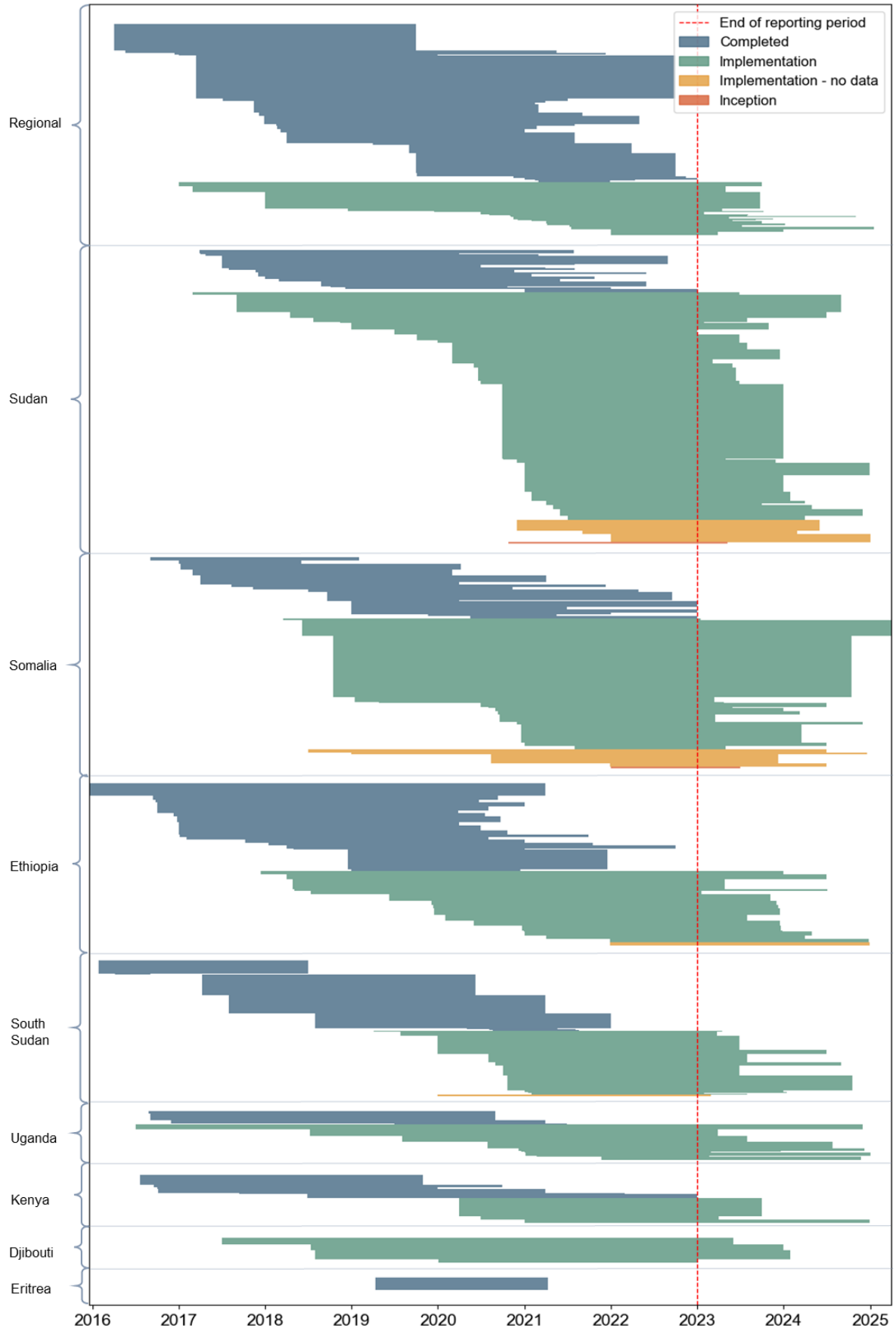
¹ Data for this contract (which is a top-up) is reported on through the programme's main contract (Stability & Services Gambella IRC).

² Possible discrepancies between the budgets in this graph and the budget changes indicated in the text of this report are due to rounding. Possible discrepancies between figures presented in this graph and the corresponding graph in previous reports are due to budget amendments.

³ The contracted operational budget has slightly decreased since the 2021 annual report because some completed project budgets have been retroactively adjusted downward, in order to reflect the actual amount paid after final accounting. In addition, the number of contracts and corresponding budget covered by the MLS in the S1 2022 report has been corrected as one project was erroneously included in the previous report.

⁴ 'Inception' status refers to projects that are still conducting preparatory activities, such as recruiting staff, equipping offices, reviewing M&E indicators, conducting the baseline study, selecting beneficiaries, etc. Projects still designated as being in inception started in Q4 2021 or in S1 2022 and are either still undertaking the aforementioned activities, which usually take 3-6 months, or were significantly delayed due to external factors. Most projects marked as 'implementation - no data' are either governance-related projects in Sudan that have been unable to implement activities due to the coup d'état, or Somalia projects that have not implemented activities relevant to MLS reporting.

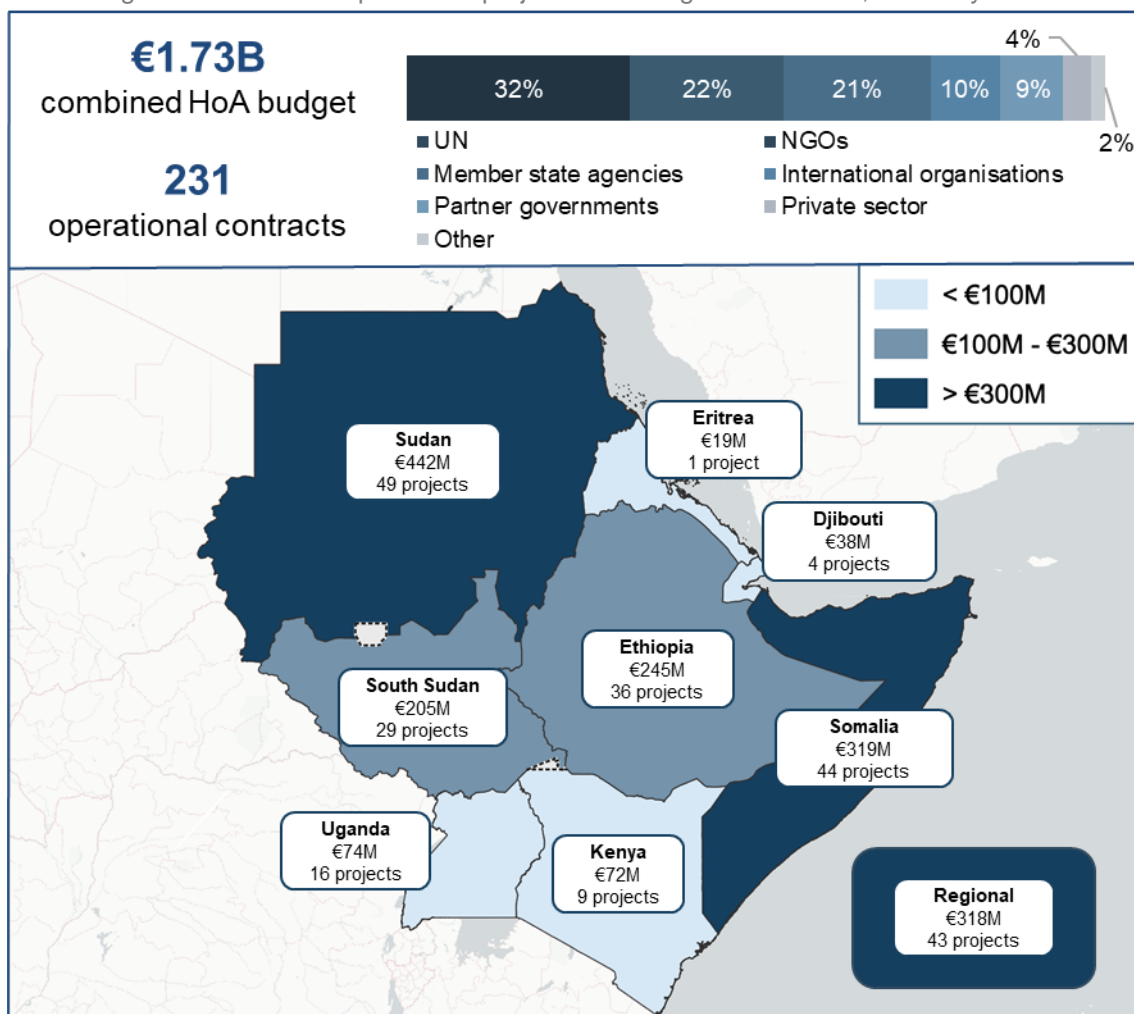
Figure 5: EUTF HoA contracted projects by budget and implementation status, February 2023



3.2. BUDGET DISTRIBUTION BY COUNTRY, IMPLEMENTING PARTNER AND STRATEGIC OBJECTIVE

As of February 2023, Sudan¹ still benefits from the largest amount of EUTF funding in the HoA window, with a total of €442M (or 26% of the total) contracted to 49 projects.² Somalia comes second with 44 projects worth €319M (18% of the total). Regional projects follow, with 43 contracted projects for a total value of €318M (also 18% of the total).

Figure 6: Number of operational projects and budgets in the HoA, February 2023³



As of February 2023, €245M, or 14% of the total, are contracted in Ethiopia, spread across 36 projects. The slight decrease in funding since the last report is due to the retroactive adjustment of some completed project budgets to reflect the actual amount paid after final accounting.

In all remaining countries, funding remains largely the same as in the last report. In South Sudan, €205M (12% of the total) are distributed across 29 contracts. €74M are contracted in Uganda and €72M in Kenya (each accounting for some 4% of the total portfolio), spread across sixteen and nine contracts,

¹ For most of the duration of the EUTF, the Fund was the only financial instrument available for EU development funding in Sudan.

² The following analysis only includes contracts considered to be 'operational'.

³ In addition to the operational contracted projects shown on the map, eight non-operational projects were contracted between September 2022 and February 2023.

respectively. With a less sizeable share, four projects have been contracted in Djibouti for a total of €38M (or 2% of EUTF funds). In Eritrea, the EUTF solely funded one €19M project, which is now completed.

The EUTF HoA contracted budget is largely allocated to projects implemented by United Nations (UN) agencies, funds and programmes (€554M). These are followed by non-governmental organisations (NGOs), which have received €373M, although it should be noted that this is likely an underrepresentation because, for many contracts implemented by UN and member state agencies, some of the funding is subcontracted to NGOs and civil society organisations (CSO). EU member state agencies represent 21% of the total contracted budget, amounting to €361M. International organisations manage 10% (or €173M) of the funding, while another 9% (€159M) is contracted to HoA partner governments¹ and 4% (€78M) to private sector service providers.

Of the total contracted volume (€1.73B), an estimated €758M (or 44%) are dedicated to resilience-building activities (SO2) aimed at strengthening direct service delivery and access to basic services for vulnerable population groups. South Sudan and Sudan have the largest relative portions of funding allocated to SO2-related activities, with 78% and 62% respectively.

Some €427M aim to support the creation of economic and employment opportunities (SO1), making it the Strategic Objective with the second-largest amount of funding in the region, with 25% of the total budget. SO1 remains the priority Strategic Objective in Eritrea (100% of the total funding in the country), Ethiopia (46%), Djibouti (40%) and Uganda (38%).

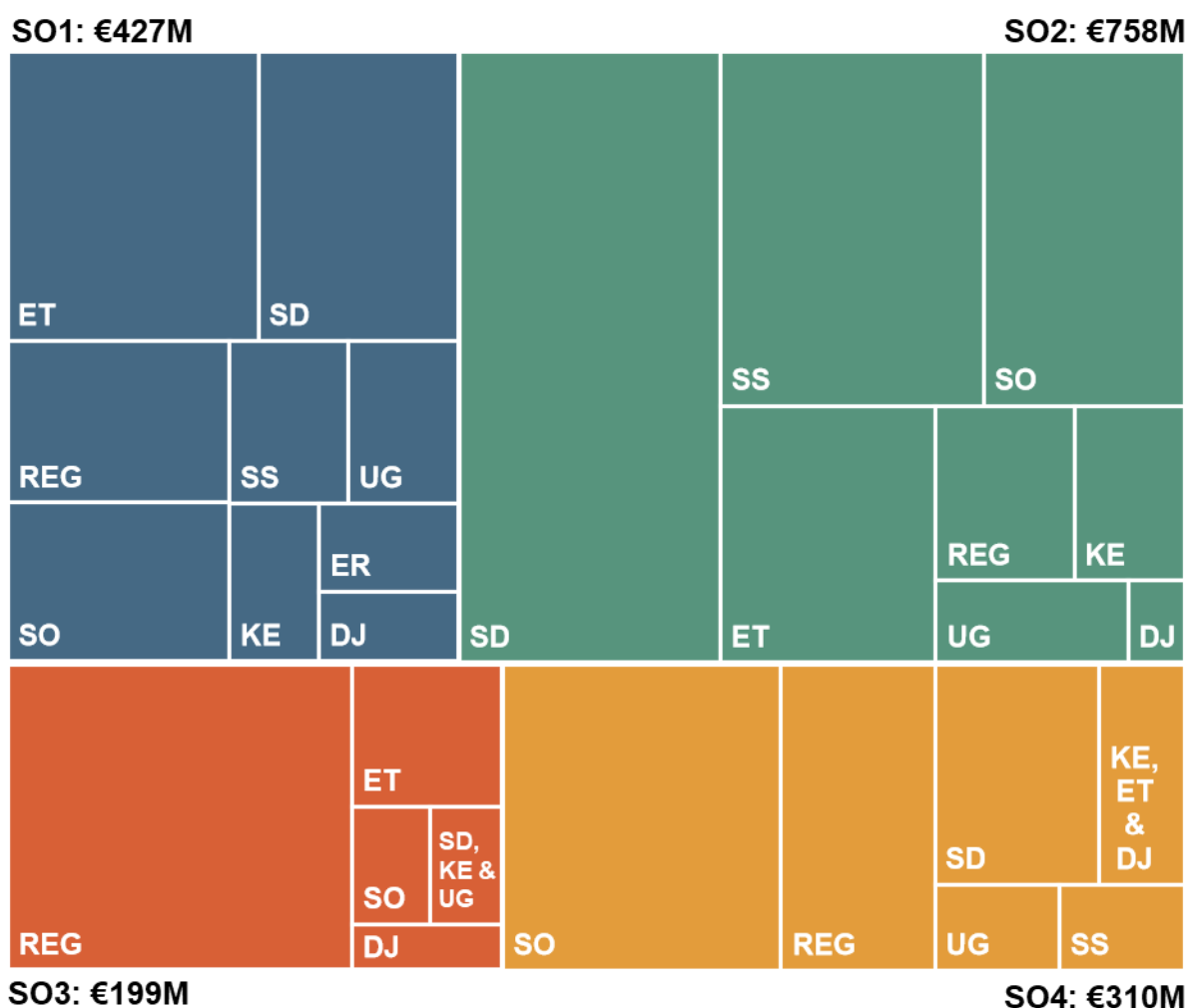
Governance, security and conflict prevention activities (SO4) represent around 18% of the EUTF HoA budget (€310M). Somalia (40%), regional projects (22%) and Uganda (22%) have the most SO4 funding.

11% of the EUTF HoA contracted budget (€199M) supports activities directly related to migration management (SO3), most notably through regional interventions such as the EU-IOM Joint Initiative, the BMM programme, the Free Movement programme and the ETM Rwanda. SO3 represents 44% of the funding for regional projects.

Finally, €38M (2% of the contracted EUTF funding) are spent on cross-cutting issues (CCI). CCI indicators measure outputs that contribute to better coordination, cooperation, information sharing and learning between actors working on subjects relevant to each of the four SOs, as well as the dissemination of research and studies.

¹ The Somalia State and Resilience Building Contract managed by the Federal Government of Somalia represents 58% of this amount (€93M).

Figure 7: Budget breakdown by Strategic Objectives, February 2023^{1,2}



3.3. BUDGET ALLOCATED TO THE COVID-19 RESPONSE

Between June 2020 and June 2022,³ as part of its data collection process, the MLS regularly asked IPs to provide information on any reorientation of their activities aimed at supporting the COVID-19 response. The amounts described in this section are based on IP budget estimates for their COVID-19 response activities.

As of June 2022, a combined €180M⁴ has been allocated to the COVID-19 response through 71 projects,⁵ representing some 10% of the total EUTF budget in the HoA window.⁶ Five projects are fully

¹ Share of budget for projects contracted and relevant to the MLS. The total displayed in the visual does not reflect cross-cutting indicators, which represent €38M.

² The budget numbers in this graph include COVID-19-related budgets, which are allocated to their respective SO.

³ The MLS stopped collecting COVID-19 financial data in June 2022 given the rapid decline in COVID-19-related outputs and to minimise the reporting burden for IPs.

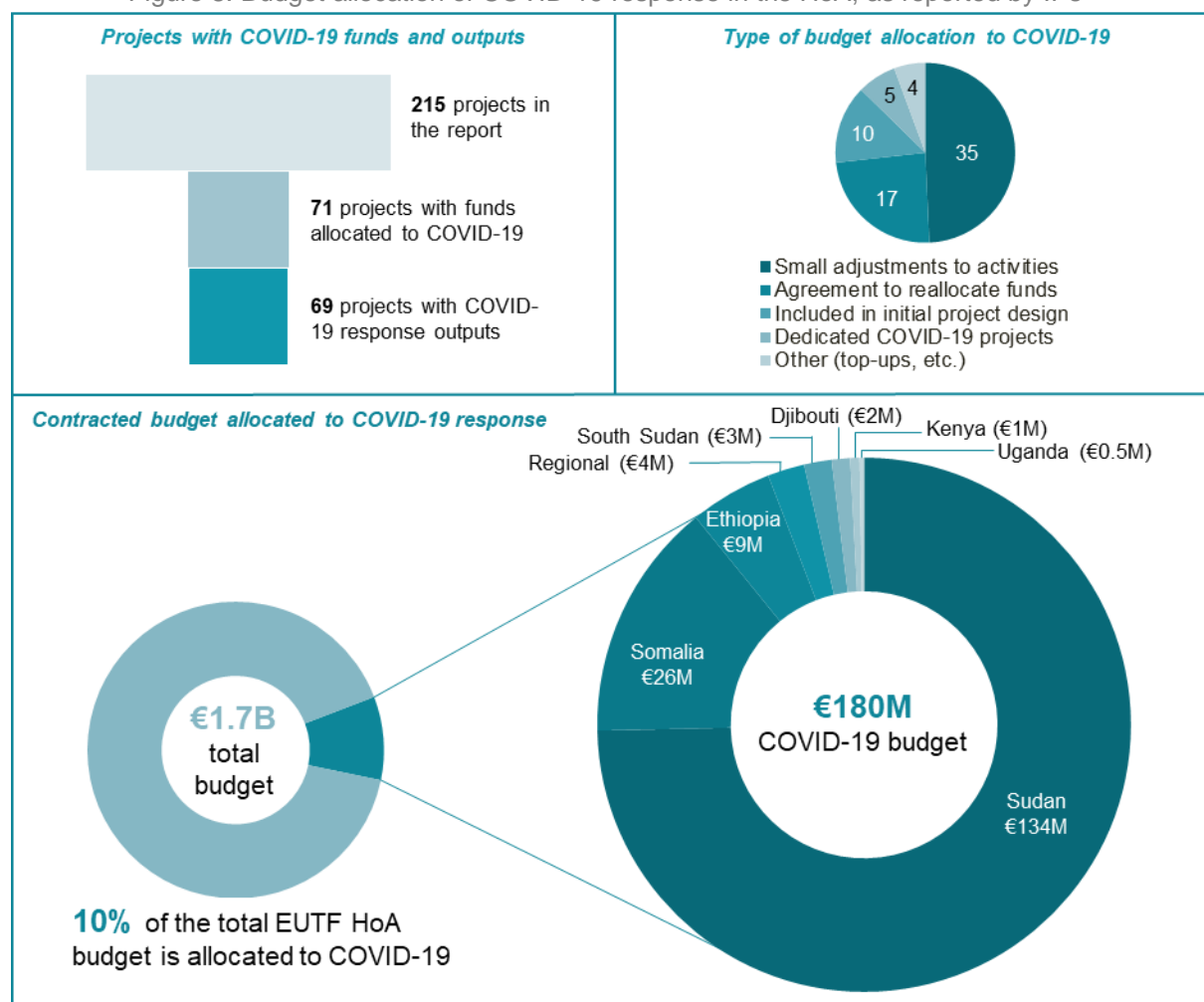
⁴ The total amount reported in S1 2022 is lower by €3M compared to the one reported in S2 2021 mainly due to the decommissioning of the Ethiopia Job Compact, which had previously reported a COVID-19-related budget worth €6M. In addition, implementing partners have reported some corrections in this report (both increases and decreases), and the COVID-19-related budgets of new projects have also been added to the analysis.

⁵ This number only includes dedicated COVID-19 projects, projects that included COVID-19-related activities in their initial project design and budget, and projects that considered the amount of funding (re)allocated to COVID-19 significant enough to report to the MLS team. A few projects reoriented or added COVID-19 components to their activities, but did not deem the amount spent on this to be significant enough to be reported.

⁶ The budget figures mentioned in this section are included in the overall portfolio overview figures presented in the two previous sections.

devoted to the COVID-19 response, 35 have undertaken small adjustments of activities, and seventeen signed formal agreements with the EU to reallocate more significant funds. Another ten are projects that started after the pandemic and allocated funding to COVID-19-related activities within project design. The remaining four have engaged in other types of arrangements, such as top-ups or reallocations from contingency funds. When broken down by Strategic Objective, €128M are allocated to COVID-19-related support for livelihoods (SO1) and €48M to resilience-building activities (SO2), while approximately €2M are directed towards migration management (SO3) and €1M to governance, security and conflict prevention (SO4), such as facilitating peace dialogues on conflict-related risks linked to COVID-19.^{1,2}

Figure 8: Budget allocation of COVID-19 response in the HoA, as reported by IPs³



¹ An additional €88,000 of COVID-19 funding are allocated to cross-cutting issues (CCI).

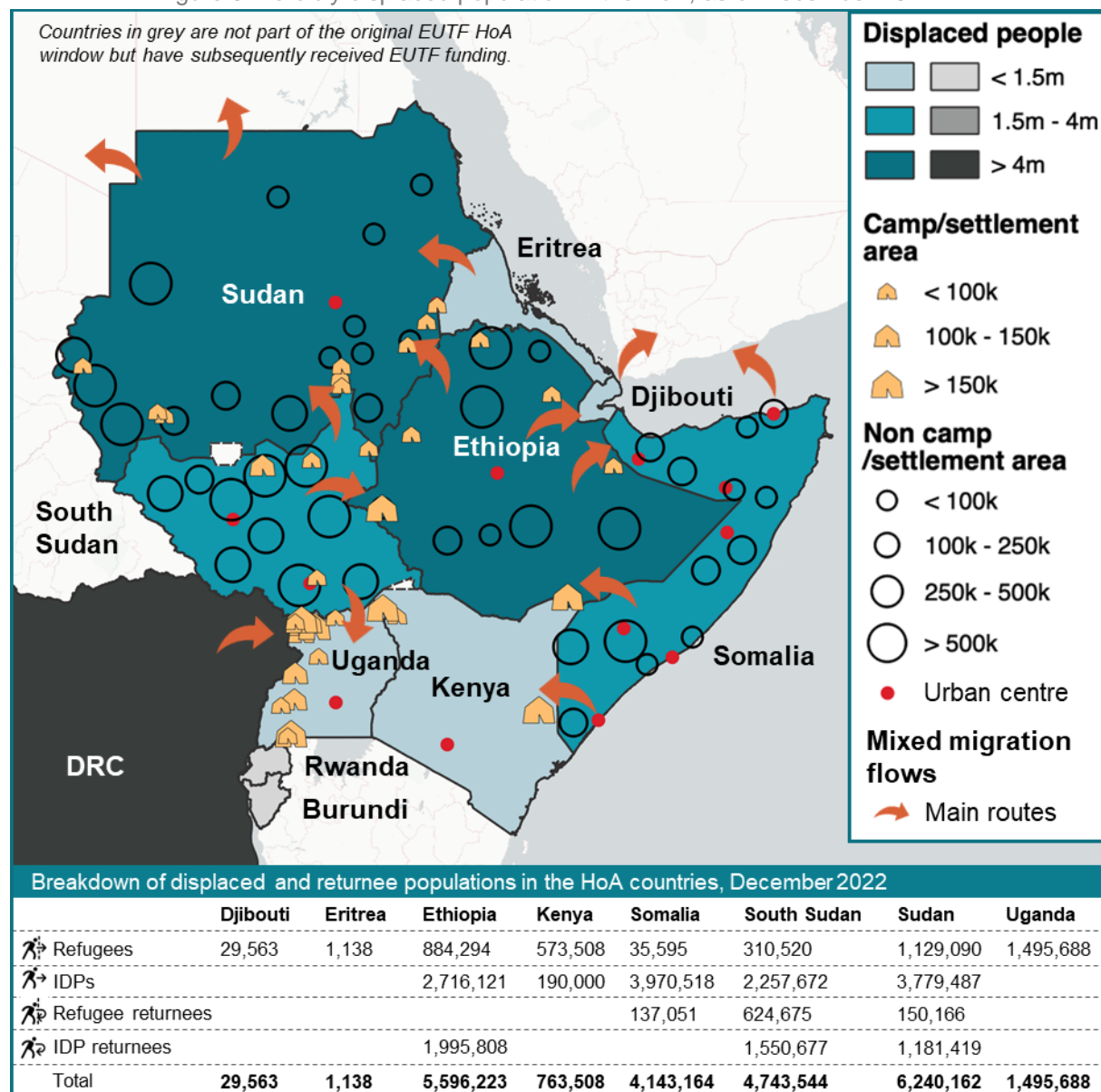
² The discrepancy between the sum of SO allocations and the total COVID-19 budget is due to rounding.

³ COVID-19 budgets are presented as reported by IPs during 2020 and 2021 data collection and rounded to the nearest €M.

4. SITUATION AND RESULTS OVERVIEW

4.1. THE HOA REGION IN 2022

Figure 9: Forcibly displaced population in the HoA, as of December 2022^{1,2}



HoA countries rank as some of the most fragile in the world.³ Populations across the region are at the intersection of some of the most severe climate, humanitarian and security impacts, the combination of which are driving Africa's largest displacement crisis. Key global events occurring in the first half of 2022, such as the war in Ukraine and deteriorating global financial conditions, continued to impact populations in the HoA into the second half of the year, amid continued drought, floodings, insecurity and conflict in the region.

¹ In the table showing the breakdown of displacement populations in HoA countries, the 'Refugees' category refers to the numbers of refugees hosted in each country.

² Sources are detailed in each country section.

³ Fund for Peace, 'Fragile States Index'. Retrieved on 4 April 2023 at <https://fragilestatesindex.org/>.

The ongoing drought has been described as one of the most severe and prolonged droughts in more than 40 years, and is one of the largest contributors to deteriorating livelihoods and food insecurity in the region.¹ Unfortunately, the drought has persisted into the second half of 2022 as the HoA witnessed its fifth consecutive below-average rainy season during the October short rains.² As of December 2022, at least 36.1 million people across the hardest-hit countries of Ethiopia, Kenya and Somalia have been affected directly by the drought,³ representing an 82% increase from February 2022 alone.⁴ The drought response plan remains under-resourced according to the UN's Horn of Africa Drought Call to Action, with only 62% of the target USD 3.79B secured across the three countries.⁵ In the last three months of 2022, the impact of the regional drought extended into Djibouti, where an estimated 200,000 people have been affected and 6,000 people have been displaced as of November 2022 – in a country where only 1% of the required drought response programming has been funded.⁶ Meanwhile, South Sudan has experienced mass displacement as a result of escalating violence and flash floods directly impacting 900,000 people, with two-thirds of the country experiencing flooding in the latter half of 2022.⁷

As a result of these dynamics, the HoA remains a place of outward and internal migration and displacement. The impact of the ongoing drought also affects refugees, as 777,115 refugees and asylum seekers are situated in drought-affected areas of Kenya (accounting for 62% of affected refugees), Ethiopia (33%) and Somalia (5%), and 93,011 new refugees and asylum seekers arrived in these areas between the start and end of 2022, mostly (85%) to Kenya. By December 2022, the drought alone had collectively displaced more than two million new internally displaced persons (IDPs) in Ethiopia, Kenya and Somalia⁸, with Ethiopia and Somalia also affected by protracted conflicts that further hinder humanitarian aid delivery.⁹ Since the end of 2020, the number of refugees hosted in the region has increased from approximately 4.3 to 4.5 million refugees according to the UN High Commissioner for Refugees (UNHCR)¹⁰ and from 9 to 12.9 million IDPs according to the International Organization for Migration's (IOM) Displacement Tracking Matrix (DTM).¹¹

Besides climate-related events, protracted conflicts and significant political developments continue to pose challenges to regional stability and insecurity. Key events influencing stability and security in 2022 include the conflict that began in November 2020 in the Tigray region of Ethiopia, the military coup in Sudan in late 2021, persistent violent extremism in Somalia and northeast Kenya, and intercommunal violence (including tensions among cross-border communities) affecting multiple countries in the HoA.

The second half of 2022 saw several promising steps towards increased stability, including a peace treaty (the 'Permanent Cessation of Hostilities Agreement') reached by the Government of Ethiopia and the Tigray People's Liberation Front (TPLF) in November,¹² and the signing of a new agreement in December between Sudan's military and a coalition of pro-democracy groups¹³ that aims to pave the way to civilian rule.¹⁴ On the other hand, several significant conflicts in the region persisted or deteriorated in 2022, including upsurges in ethnically fuelled violence in South Sudan displacing almost 40,000 people in the last three months of 2022, and an outbreak of violence in the DRC involving tensions with the Rwandan government over a renewed offensive by the March 23 Movement (M23)

¹ IOM, 'EHAGL Region – Drought response – Situation report as of 28 February 2023', 1 April 2023.

² UNHCR, 'EHAGL Region – UNHCR's drought response in Ethiopia, Kenya and Somalia – December 2022', 23 January 2023.

³ Mixed Migration Centre, 'Quarterly mixed migration update: East Africa & Yemen – Quarter 4 2022', February 2023; UNFPA, 'Crisis in the Horn of Africa', 14 November 2022.

⁴ UNICEF, 'Regional call to action – Horn of Africa drought crisis: Climate change is here now', December 2022.

⁵ UNOCHA, 'HoA drought: Regional humanitarian overview & call to action (Revised 28 November 2022)', 29 November 2022.

⁶ Mixed Migration Centre, 'Quarterly mixed migration update: East Africa & Yemen – Quarter 4 2022', February 2023.

⁷ Ibid.

⁸ Ibid.

⁹ Refugees International, 'We were warned: Unlearned lessons of famine in the Horn of Africa', 9 December 2022.

¹⁰ UNHCR, 'Data portal'. Retrieved on 3 April 2023 at <https://data2.unhcr.org/en/situations>.

¹¹ IOM DTM, 'Displacement Tracking Matrix (DTM) – Data portal'. Retrieved on 3 April 2023 at <https://dtm.iom.int>.

¹² Mixed Migration Centre, 'Quarterly mixed migration update: East Africa & Yemen – Quarter 4 2022', February 2023.

¹³ At the time of writing, widespread violence erupted as rival military factions battle for political control in Sudan, despite the political framework. Following weeks of tension, fighting broke out in mid-April 2023 between the Sudanese army and the paramilitary group, the Rapid Support Forces, both of which seized power in the 2021 coup. As questions have arisen as to who the military's future commander-in-chief will be, the country is at increased risk of a nation-wide civil war.

¹⁴ Al Jazeera, 'Will Sudan's latest agreement bring an end to military rule?', December 2022.

armed group against the Congolese army in the eastern part of the country. The renewed violence has caused an increase in the number of South Sudanese and Congolese refugees fleeing into bordering Uganda, with 144,200 new arrivals in Uganda in 2022, including 88,000 Congolese and South Sudanese refugees in the last three months of 2022 alone.¹

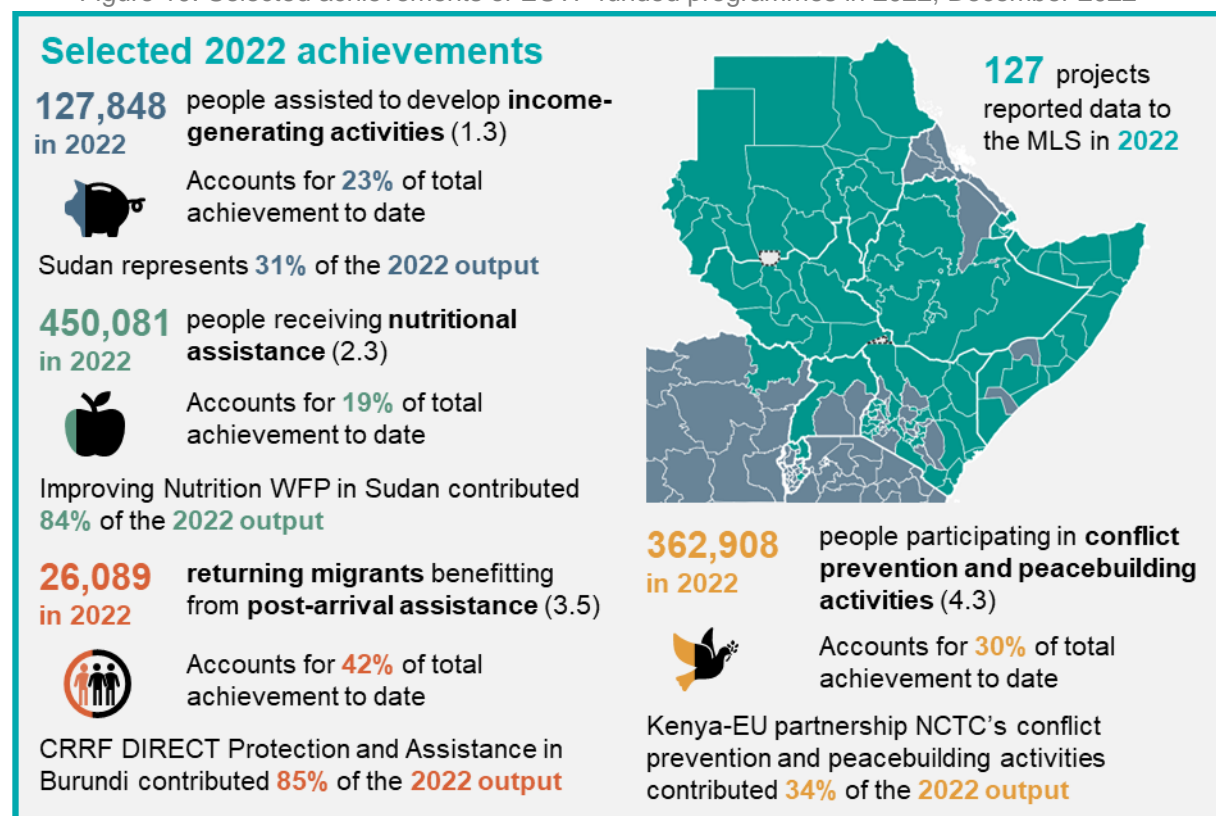
At the regional level, the East African Community (EAC) is playing an important role facilitating efforts to advance regional peace. In November 2022, EAC member states helped mediate peace talks between Ethiopia’s federal government and the TPLF in South Africa, and supported talks to de-escalate tensions between Rwanda and the DRC, as well as between the Congolese government and armed groups operating in the country’s eastern provinces.²

4.2. THE EUTF RESPONSE – OVERVIEW OF RESULTS

This section offers an analysis of the results of the EUTF’s response to date against the Trust Fund’s four Strategic Objectives: economy and employment, resilience (food security and access to basic services), migration management and governance and conflict prevention.

4.2.1. OVERVIEW OF EUTF INDICATOR OUTPUTS

Figure 10: Selected achievements of EUTF-funded programmes in 2022, December 2022³



The table below shows the aggregated values reported by HoA projects for 36⁴ of the 38 EUTF common output indicators as of 31 December 2022.

¹ Mixed Migration Centre, ‘Quarterly mixed migration update: East Africa & Yemen – Quarter 3 2022’, October 2022; Mixed Migration Centre, ‘Quarterly mixed migration update: East Africa & Yemen – Quarter 4 2022’, February 2023.

² Mixed Migration Centre, ‘Quarterly mixed migration update: East Africa & Yemen – Quarter 4 2022’, February 2023.

³ The 2022 outputs reported in this visual might differ by one unit from the sum of S1 and S2 2022 values found in Tables 1 and 3 due to rounding.

⁴ EUTF indicator 3.1 (Number of projects and initiatives supported by diaspora members) and EUTF indicator 3.11 (Number of awareness-raising events on migration) have no reported contribution to date in the HoA window.

Table 3: EUTF common output indicators for all HoA projects, as of December 2022^{1,2,3}

EUTF Indicator	2016-2018	2019	2020	2021	S1 2022	S2 2022	Total	Trend
1.1 Number of direct jobs created or supported	49,984	20,578	19,213	14,900	15,805	17,441	137,921	
1.2 Number of MSMEs created or supported	1,934	4,150	922	2,185	6,086	3,860	19,138	
1.3 Number of people assisted to develop income-generating activities	123,768	87,091	96,749	125,188	60,931	66,918	560,645	
1.4 Number of people benefitting from professional trainings (TVET) and/or skills development	31,179	19,565	19,420	38,485	23,370	13,731	145,750	
1.5 Number of industrial parks and/or business infrastructures constructed, expanded or improved	30	6	26	37	27	212	339	
2.1 Number of local development plans directly supported	14	7	25	36	33	25	140	
2.1 bis Number of social infrastructure built or rehabilitated	549	1,123	2,104	2,112	1,482	352	7,721	
2.2 Number of basic social services delivered	2,678,195	1,019,291	1,658,497	1,885,134	686,731	782,211	8,710,058	
2.3 Number of people receiving nutrition assistance	876,213	351,525	289,648	432,399	127,755	322,326	2,399,866	
2.4 Number of people receiving food security-related assistance	873,298	1,522,000	1,699,391	218,647	94,523	279,558	4,687,418	
2.5 Number of institutions that adopt local disaster risk reduction strategies	119	55	91	60	51	42	418	
2.6 Hectares of agricultural and pastoral ecosystems where sustainable management practices have been introduced with EU support	48,903	8,151	5,248	35,901	241	33,872	132,315	
2.7 Number of people reached by sensitisation campaigns on resilience-building practices and basic rights	491,044	638,575	9,757,112	1,299,104	339,215	2,333,994	14,859,045	
2.8 Number of staff from local authorities and basic service providers benefitting from capacity building to strengthen service delivery	19,352	34,431	29,090	26,004	6,001	12,948	127,825	
2.9 Number of people having improved access to basic services	3,977,300	1,040,757	1,274,079	5,541,843	407,885	2,247,698	14,489,561	
3.2 Number of migrants in transit, refugees/asylum seekers and IDPs protected and/or assisted	49,019	16,996	6,275	9,789	6,181	1,868	90,128	
3.3 Number of (potential) migrants reached by information campaigns on migration	542,988	167,345	28,606	28,409	57,858	1,096	826,302	
3.4 Number of voluntary returns supported	7,664	1,946	1,748	2,458	324	367	14,507	
3.5 Number of returning migrants benefitting from post-arrival assistance	28,887	3,333	1,003	3,516	14,967	11,122	62,828	
3.5 bis Number of returning migrants benefitting from reintegration assistance	8,577	3,725	2,825	2,780	2,858	2,880	23,645	
3.6 Number of institutions strengthened on migration management	200	351	442	370	102	108	1,573	
3.7 Number of individuals trained on migration management	6,485	8,482	2,707	7,641	4,980	2,049	32,344	
3.8 Number of persons of concern benefitting from evacuation and resettlement assistance or other durable solutions for evacuees	0	306	213	317	119	0	955	
3.10 Number of people benefitting from legal migration and mobility programmes	0	19	72	44	3	1	139	
4.1 Number of infrastructures supported to strengthen governance	53	17	5	6	9	6	96	
4.1 bis Number of equipment provided to strengthen governance	2	60	398	2,935	508	456	4,359	
4.2 Number of staff trained on governance, conflict prevention and human rights	13,989	15,682	6,331	9,828	6,461	10,201	62,492	
4.3 Number of people participating in conflict prevention and human rights activities	29,457	100,784	162,906	553,410	58,990	303,919	1,209,466	
4.6 Number of strategies, laws, policies and plans developed and / or directly supported	196	183	187	240	81	80	966	
5.1 Number of multi-stakeholder groups and learning mechanisms formed and regularly gathering	1,644	508	321	1,089	395	478	4,434	
5.2 Number of planning, monitoring, learning, data collection and analysis systems set up, implemented and / or strengthened	233	110	157	425	106	71	1,102	
5.3 Number of field studies, surveys and other research conducted	252	143	244	426	149	86	1,300	
5.4 Number of regional cooperation initiatives created, launched or supported	37	30	21	14	13	2	117	
6.1 Number of pandemic-related supplies provided for COVID-19 response	0	0	994,481	6,461,468	9,600	35,822	7,501,371	
6.2 Number of people directly benefitting from COVID-19 activities	0	0	114,999	42,363	353,932	2,431	513,725	
6.3 Number of entities benefitting from COVID-19 activities	0	0	528	1,771	43	0	2,342	

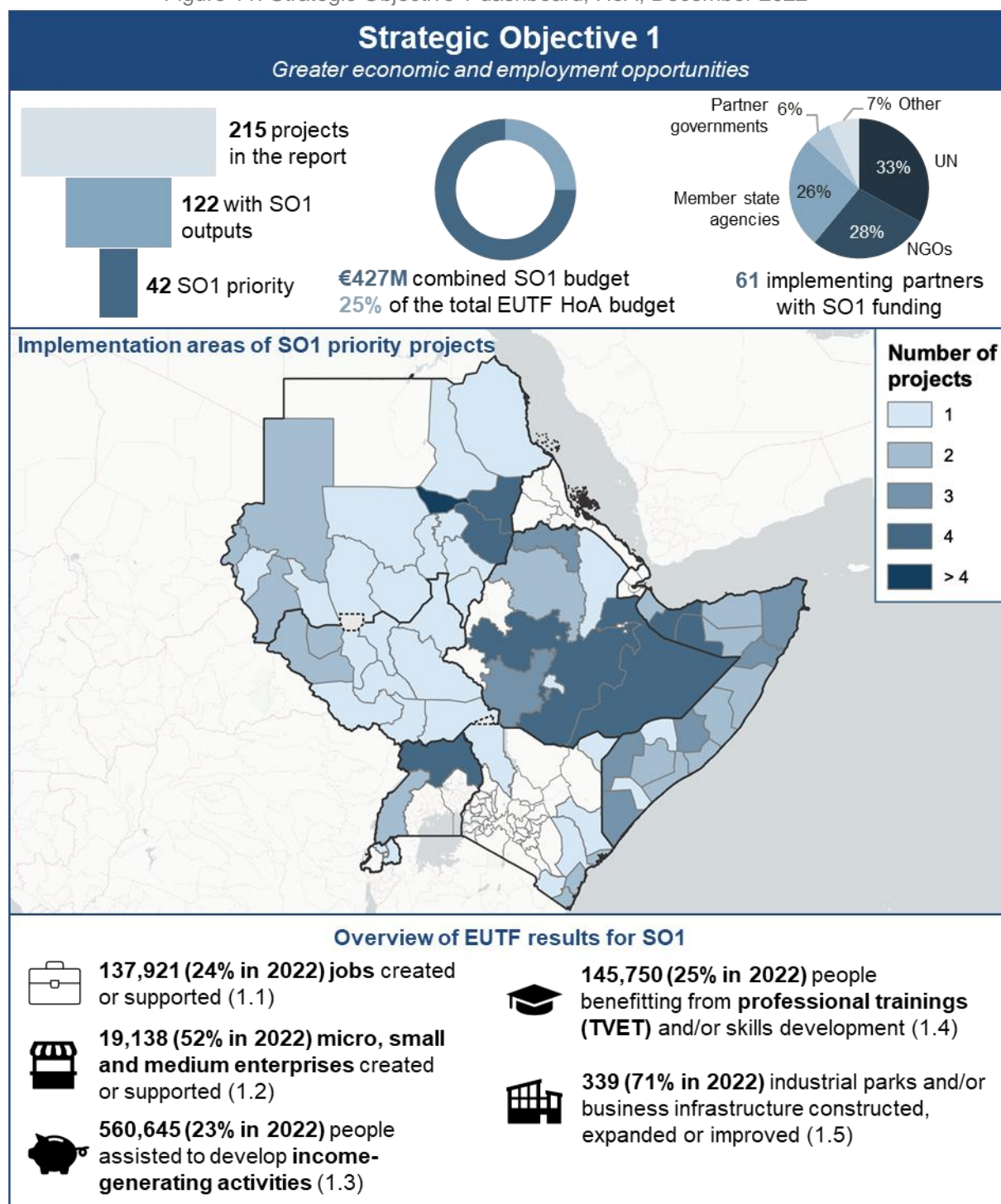
¹ Data in this report is not comparable with reports prior to S1 2020 due to the application of methodological changes (more information on this process can be found in the S1 2020 report). However, all MLS data (including historical data) has been adapted to the new methodological notes where possible, and therefore all data included in this table is fully comparable across reporting periods. In some cases, data that could not be changed or adapted was taken out to ensure comparability.

² The sum of S1 and S2 2022 values found throughout the report might differ by one unit from 2022 values due to rounding.

³ The trendlines present the non-cumulative evolution of the quarterly results for each EUTF indicator.

4.2.2. GREATER ECONOMIC AND EMPLOYMENT OPPORTUNITIES

Figure 11: Strategic Objective 1 dashboard, HoA, December 2022^{1,2,3}



¹ EUTF funding data is valid as of February 2023, refers only to contracted (not committed) and operational projects, and has been rounded to the nearest €M.

² Projects with SO1 priority have a larger budget allocation to SO1 than to any other Strategic Objective, per the MLS portfolio analysis.

³ 27 projects are represented on the map in this visual. The map only includes projects that implement activities (and provide data) at the first administrative level (e.g., province, county or region). Projects that are implemented only at the national level or that do not provide geographically disaggregated data to the MLS are not included.

Africa's economic recovery from the COVID-19 pandemic faced multiple new setbacks in 2022, including the economic impact of the Russia-Ukraine conflict, increasing inflationary pressures and disruptions to trade between African countries and China caused by the resurgence of COVID-19 in China.¹ In East Africa, economic recovery was further challenged by the depreciation of domestic currencies against the USD and numerous climate shocks, as well as by country-specific challenges. In Kenya, for instance, the World Bank and the International Monetary Fund (IMF) lowered the country's previous gross domestic product (GDP) growth projections from 4.1% in 2022 to 3.2% in 2023, mainly because of the severe droughts experienced across the country since 2020, as well as political uncertainties related to the August 2022 general election.² Notably, debt sustainability remained a major concern for the region's economies, with most countries in the region either experiencing debt distress or at high risk of doing so (except for Tanzania and Uganda, which were at moderate risk of debt distress as of December 2022).^{3,4} As such, the African Development Bank estimates that East Africa's economic growth stood at 4.1% in 2022 – down from 5.1% in 2021 – but could bounce back to above 5% in 2023 and 2024.⁵

The region's high level of dependence on agriculture means that it is particularly vulnerable to the negative impacts of climate change. Most East African countries experienced extremely high food prices during the year, in part due to consecutive severe droughts in countries such as Ethiopia, Kenya and Somalia, as well as abnormal recurrent floods in some parts of South Sudan.⁶ For instance, in Somalia, staple food prices have been continually increasing for the last two years, exceeding prices observed during the 2011 famine.⁷ Moreover, the depreciation of local currencies and high costs of fuel throughout the year compounded the situation by exacerbating inflationary pressures on East African economies and significantly reducing household purchasing power. The average annual rate of inflation in the region stands at 24.2% for 2022, with Sudan recording the highest annual rate (87.3%) and several other countries recording inflation in the double digits.⁸

To date, €427M (or 25%) of contracted EUTF funding have been allocated to interventions aimed at creating economic and employment opportunities (SO1). The EUTF portfolio in Ethiopia has the largest allocation of SO1 funding in the HoA, with €113M, accounting for almost half (or 46%) of the country's overall EUTF funding. Sudan is the second largest beneficiary (€90M), followed distantly by regional projects (€56M), Somalia (€55M), South Sudan (€30M), Uganda (€28M) and Kenya (€22M). Lastly, while Eritrea and Djibouti have the smallest shares of funding allocated to economic and employment opportunities (€19M and €15M), this represents 100% and 40% of their country EUTF budgets, respectively.

Following a decline in the number of job opportunities created or supported through EUTF funding in 2020 and 2021, 2022 observed the largest annual job creation results ever reported by EUTF projects. A total of 33,246 jobs were created or supported in 2022 (of which 52% were reported in S2 2022), representing a significant increase from 2021 (14,900) and bringing the total number of jobs created or supported to date to 137,921. South Sudan accounts for more than half (54%) of the jobs reported in 2022, in large part thanks to the Outreach SS UNICEF project, which supported 15,802 jobs through the provision of incentives and relocation allowances to professional and volunteer teachers in hard-to-reach areas in South Sudan. Sudan follows with 5,984 jobs reported in 2022, in part thanks to Improving Nutrition WFP creating 3,354 short-term jobs (including 2,515 in S2 2022) through cash-for-assets

¹ IMF, 'World economic outlook update, January 2023: Inflation peaking amid low growth', January 2023.

² The Star Kenya, 'Kenya's grim 2023 economic outlook', 3 January 2023.

³ IMF, 'Debt sustainability in low-income countries', 31 January 2023.

⁴ The East African, 'East Africa's economic recovery falters on debt, fiscal deficits', 30 September 2022.

⁵ African Development Bank, 'Africa's macroeconomic performance outlook', 18 January 2023.

⁶ African Development Bank, 'East Africa economic outlook 2022', 4 November 2022.

⁷ WFP, 'Eastern Africa market and trade update – 2022 Q4', 31 January 2023.

⁸ Ibid.

activities in Al Qadarif State. Of the 137,921 jobs reported so far, 37% are in the services sector (including education, health, social work and other services) and 25% in the agricultural sector.¹

Furthermore, 560,645 people have been supported to develop IGAs to date (EUTF indicator 1.3), including 127,848 people assisted in 2022 alone (of whom 66,918 were reached in S2 2022). (The total number of beneficiaries to date is lower than that reported in the S1 2022 report [629,764] due to significant data corrections made by the SUPREME Livelihoods WV project team in Uganda to their previously reported data, as detailed further in the *Changes and corrections* section of the annexes to this report.) The majority of the HoA's population depends on agriculture for their income and livelihood, which likely explains why almost half (45%) of the beneficiaries to date (and 52% in 2022) have been supported to develop IGAs in the agricultural sector. EUTF projects support beneficiaries with trainings on modern agricultural practices to improve agricultural value chains, promote agricultural IGAs and commercialise agriculture. Sudan accounts for 31% (or 39,840) of the 2022 outputs, mostly thanks to the Improving Nutrition WFP project, which trained 25,630 people on IGAs, post-harvest production and post-harvest management, and provided them with tools to enhance agricultural production in Al Qadarif and Kassala States. It is followed by Uganda (24%), South Sudan (20%) and Kenya (10%).²

Business and trade

The HoA is among the least integrated regions in terms of trade in Africa, with intra-regional trade estimated to represent only 6% of all trade across the countries in the region, falling well below the continental average of 16.1%.³ The low level of trade integration and high costs of trade are attributable to the lower levels of coordination among national trade and transport policies, low product diversification and large gaps in transport, information and communications technologies (ICT) and institutional infrastructure connectivity compared to other regions in Africa. The HoA Initiative established in 2019 by finance ministries in various HoA countries⁴ and co-funded by the African Development Bank, the EU and the World Bank, seeks to address these infrastructure connectivity, economic and trade integration and human development challenges in the region, among other issues. In June 2022, the Initiative developed a Regional Trade Facilitation Roadmap 2022-2025 that will promote coordinated trade, transport and custom policies in the region.

Some EUTF-funded SO1 interventions aim to support trade in the region by improving the competitiveness of MSMEs and agricultural value chains, and by building entrepreneurship and business management capacities of beneficiaries. Of the 560,645 people reached with IGA interventions to date, 305,939 (or 55%) have benefitted from entrepreneurship and IGA trainings and/or business development support, including 60,145 people reached in 2022 alone (EUTF indicator 1.3). (It should be noted that in many cases these trainings aim to improve agricultural value chains and productivity not only to promote trade and economic growth but also to improve food security and livelihoods.) Some of the contributors to the 2022 output include the aforementioned 25,630 people supported by the Improving Nutrition WFP project and 4,808 farmers and members of producer associations trained by Acacia – Arabic Gum Value Chain in Sudan - Support on contract farming, quality management and good practices in Al Qadarif, Blue Nile, Sennar and North Kordofan States in Sudan. Almost half (45%) of all the IGA beneficiaries reported in the HoA to date were supported for work in the agricultural sector.

¹ 13% were created or supported in other sectors (such as textile and clothing, transport and logistics, tourism, etc.) while the remaining 25% were reported in unspecified sectors.

² The remaining 15% of the 2022 outputs were achieved in Ethiopia, Somalia and by regional projects across the region.

³ Horn of Africa Initiative, 'Regional trade facilitation roadmap 2022 - 2025', June 2022.

⁴ Namely Djibouti, Eritrea, Ethiopia, Kenya, Somalia, South Sudan and Sudan.

Focus box 1: Job Creation and Trade Development in South Sudan

The agricultural sector in South Sudan, which is a source of livelihood for more than 70% of the population, faces numerous challenges, including the negative impact of conflicts and climate shocks on productivity. In response, the EUTF contracted €4.8M to the South Sudan Job Creation and Trade Development programme to improve the competitiveness of MSMEs operating within the fruits and vegetables subsector and to increase employment opportunities for South Sudanese youth and women.

The ITC-led project has developed and launched a Fruits and Vegetables Sector Strategy 2023-2027 and reviewed the National Quality Policy of South Sudan, in order to set out a clear roadmap for the development of this subsector. The policy and strategy are expected to provide regulatory and institutional frameworks and respond to the current challenges facing the subsector.

Thus far, the South Sudan Job Creation and Trade Development project (SS Job Creation ITC) has trained 3,016 people (56% male and 44% female) on the management of agricultural MSMEs, improved production techniques and post-harvest handling practices (EUTF indicator 1.3). Another 812 (69% female and 31% male) have benefitted from skills development trainings (EUTF indicator 1.4), including complementary support in the form of business incubation and mentorship, while 89 male and 34 female trainers were trained on food safety in order to improve the capacities of actors in the fruits and vegetables subsector. In addition, the project has created and supported 22 fruit and vegetable producer cooperatives and supported 52 related MSMEs (EUTF indicator 1.2).

EUTF projects also target MSMEs with various business development interventions such as financial linkages, incubation, mentorship and training on good business practices, all with the objective of improving their competitiveness and thereby strengthening the local economy and creating job opportunities. To date, a total of 19,138 MSMEs have been created or supported through EUTF funding (EUTF indicator 1.2), including 9,946 in 2022 alone. Somalia accounts for 67% of all the MSMEs created or supported in 2022, thanks to the Inclusive Local Economic Development (ILED) projects such as ILED FIG AECF (which provided loans to 5,508 MSMEs) and ILED Youth NFPA (which supported 1,553 youth-owned MSMEs). This is distantly followed by Uganda (1,704 MSMEs supported or created), in part thanks to RED Save the Children, which provided seed funding to 862 start-ups, and to the SUPREME Livelihoods WV project, which awarded enterprise development grants to 763 MSMEs. In South Sudan, the Cordaid and Dorcas-led Women Empowerment projects collectively established and supported 545 MSMEs in 2022. Other significant outputs in 2022 include the EnJOY project's establishment of and market promotion support to 333 MSMEs in Ethiopia, the CRRF KE Self-Reliance project's entrepreneurship training and financial support to 223 MSMEs in Kenya and the CRRF DIRECT Maison Shalom and CRRF DIRECT GIZ's collective support to 108 MSMEs in Rwanda.

Furthermore, EUTF funding supports the development of business- and trade-facilitating infrastructures such as roads, and business and production facilities. 2022 recorded the largest annual output of business or productive infrastructures (239) established by EUTF projects (EUTF indicator 1.5), representing a significant increase from the 2020 and 2021 outputs (26 and 37, respectively). In Sudan, the Acacia – Arabic Gum Value Chain in Sudan - Support project supported the establishment of 201 home and community nurseries in North Kordofan State, accounting for 84% of the 2022 output. The project contributes to poverty reduction by supporting quality seed production among farmers and members of producer associations in order to improve the gum Arabic value chain, which represents one of the largest primary export commodities in Sudan. In Ethiopia, EnJOY constructed 10 business incubation centres, while the RESET Plus Innovation Fund established 13 infrastructures including energy production centres, livestock market shades, and shades to protect those engaged in fibre extraction and processing activities from the sun. The remaining 2022 outputs comprise four temporary market structures constructed by CRRF Urban Development Koboko in Uganda, a rural aggregation centre (warehouse) built by Feeder Roads SS WFP in South Sudan, and ten technical and vocational

education and training (TVET) centres built or supported in Ethiopia. The 2022 output brings the total number of business or productive infrastructures established with EUTF funding to date to 339, of which 256 are small productive infrastructures aimed at promoting production, processing or packaging of trade commodities, 70 are TVET centres and the remaining 13 are business infrastructures (e.g. market/trading centres, satellite markets, shades, etc). To date, Feeder Roads WFP UNOPS has completed bush clearing for 61 km of road in South Sudan, which has already improved connectivity for the local communities and will be motorable once works are completed.¹

Economic integration of refugees and asylum seekers

Despite positive refugee policy achievements in several HoA countries, over 4.5 million refugees and asylum seekers in the region still face a range of political and economic barriers hindering their full economic integration. In Kenya, for instance, a survey conducted by UNCHR and the World Bank between 2020 and 2021 reported that less than half (42%) of refugees aged between 18 and 65 years old are employed (whether through formal wage employment or self-employment). Survey respondents cited lack of documentation, formal and/or business training and access to loans as key barriers to gaining employment.² These significant limitations on access to legal work opportunities for refugees combined with pre-existing poverty, lack of economic assets and the impact of ongoing economic shocks in the region all exacerbate the economic vulnerability of refugees and are pushing many of them into extreme poverty.^{3,4}

EUTF-funded projects target refugees with IGAs and livelihood interventions to increase their self-reliance and enable them to meaningfully contribute to local economies. Refugees account for 12% (or 66,070) of the 560,645 people supported to develop IGAs to date (EUTF indicator 1.3), of whom 13,978 were reached in 2022 (including 8,075 in S2 2022). Uganda accounts for 75% of the 2022 outputs, largely thanks to SUPREME projects such as SUPREME Justice LWF, SUPREME Livelihoods WV and SUPREME SPACE IRRI, which collectively reached 5,586 refugees with entrepreneurship and IGA trainings and provided them with material support. The RISE ACF project trained another 3,983 refugees on various topics, including financial literacy and business management, and provided them with start-up kits in Adjumani, Terego and Yumbe Districts in Uganda. In Kenya, 1,615 refugees were supported to develop IGAs in 2022 thanks to CRRF KE Self-Reliance, which assisted 1,315 refugees to set up community-based saving and loan schemes, and CRRF KE ABLI-G (264 beneficiaries). The remaining 2022 outputs were reported in Sudan (475), Ethiopia (445), Burundi (339), Djibouti (234), the DRC (210) and Rwanda (124).

Furthermore, 8,616 out of the 137,921 jobs created or supported through EUTF funding to date have benefitted refugees, of which 1,723 were reported in 2022 alone (EUTF indicator 1.1). The 2022 result represents the second largest annual number of jobs benefitting refugees to date. Almost a quarter (24%) of the 2022 output is attributable to RISE ACF, which supported 414 refugees to find employment through the provision of IGA start-up kits and internship placements in Arua and Yumbe Districts, Uganda. A further 224 youths were matched with private sector actors in internships or employment in refugee-hosting districts through the SUPREME Livelihoods WV project, and Uganda therefore accounts of 37% of the 2022 output.⁵ The rest of the outputs were reported in Ethiopia (359 jobs), Rwanda (275), Burundi (219), Sudan (185) and Kenya (46).

Finally, EUTF-funded TVET and skills development interventions have benefitted 28,524 refugees to date, including 6,618 people reached in 2022 (EUTF indicator 1.4), accounting for 20% of all beneficiaries reported under this indicator. The Comprehensive Refugee Response Framework

¹ These roads are not yet included in the total output reported against EUTF indicator 1.5. They will be added once works are completed.

² UNHCR and World Bank, 'Understanding the socio-economic conditions of refugees in urban areas of Kenya 2021', 15 December 2022.

³ UNHCR, 'Uganda refugee operation impact of underfunding in 2023', 12 January 2023.

⁴ IOM, 'Migrant response plan for the Horn of Africa and Yemen 2023', 15 December 2022.

⁵ Another one job was created by RED Save the Children in Uganda.

(CRRF)-supporting projects in Ethiopia, Djibouti, Kenya, Rwanda and Uganda collectively account for 38% (or 2,516) of refugees provided with TVET and skills development trainings in 2022. This is followed by RISE ACF, which trained 1,721 refugees on agricultural production and life skills, and supported internship placement to 99 others in Uganda. Furthermore, the RED Save the Children project provided artisan trainings and apprenticeships to 977 refugee youths, men and women in Adjumani, Madi Okollo and Terego Districts in Uganda. The remaining 2022 outputs were reported by the SUPREME SPACE IRR1 project in Uganda (739) and RDPP projects in Sudan and Uganda (565).¹

Youth and employment

Youths account for around 60% of Africa's population as of 2022 (a proportion that may increase to as much as 75% by 2030), making Africa the youngest continent. However, youth participation in the labour market remains low, and the International Labour Organization (ILO) estimates the youth unemployment rate stands at 12.7% in 2022.² Despite youth employment policies and programmes implemented by HoA governments (such as investment in digital and green economies), young people's access to job opportunities remains limited. This can be attributed to rapid population growth outpacing available opportunities, mismatches between skills among youths and the demands of the labour market, and a series of economic setbacks (including the COVID-19 pandemic and climate shocks that have derailed economic prospects in some HoA countries).³ As a coping strategy, many youths from the region are engaging in low-productivity jobs or conditions that do not meet the criteria for decent work, or are seeking employment opportunities abroad using irregular channels and means.⁴ In response, eleven member states of the Regional Ministerial Forum on Migration for East and Horn of Africa established a Skills Development, Youth Employment and Job Creation Technical Working Group in 2022. The working group will share good practices and propose short- and long-term strategies for youth employment and job creation, including around skilling, skills recognition, and safe and gender-sensitive labour migration.⁵

Largely in response to these dynamics, EUTF projects have created or supported at least 23,345 jobs for youths, including 5,004 jobs reported in 2022 alone (EUTF indicator 1.1).⁶ Ethiopia accounts for 43% (2,140) of the jobs benefitting youths in 2022, largely thanks to RESET Plus SC, which facilitated apprenticeships and job placements for 1,008 youths in Siti and Wag Himra Zones in the Somali and Amhara regions of Ethiopia. Another 956 youths found employment thanks to MSMEs created and supported by the EnJOY project in Sidama, SNNP and Oromia Regions in Ethiopia. In Kenya, the Kenya-EU partnership NCTC project supported youth and women groups to develop sustainable IGAs that created jobs for 1,430 youths in Baringo, Kilifi and Isiolo Counties. In Uganda, the SUPREME Livelihoods WV project linked 690 youths to internships and job placements in the private sector, and another 381 youths were successfully employed as a result of job placements and IGA support facilitated by the RISE ACF project. Lastly, the ILED ISED NIS and ILED SPD NIS projects in Somalia collectively created 122 short-term jobs through cash-for-work activities.⁷

Finally, a total of 54,623 youths have benefitted from TVET and skills development trainings to date (EUTF indicator 1.4), including 14,354 people in 2022 (of whom 7,704 were reached in S2 2022 alone). Ethiopia accounts for 37% of the 2022 outputs, in part thanks to the LISEC Job Creation project, which supported 2,186 youths to attend youth leadership programmes and provided TVET trainings to 370 others. The CRRF ET Job Creation MC and RESET Plus SC projects also collectively provided TVET trainings and apprenticeships to 2,377 youths in Ethiopia. In Somalia, a total of 3,688 youths benefitted

¹ One TVET beneficiary was supported by the EPKS GIZ project in Sudan.

² ILO, 'Global employment trends for youth 2022: Africa', 11 August 2022.

³ World Bank, 'Horn of Africa regional economic memorandum: Overview', 2021.

⁴ IOM, "Skills, Youth Employment, and Jobs Creation" Technical working group brings together, experts and policy makers in Ethiopia from East & Horn of Africa', 26 September 2022.

⁵ Ibid.

⁶ 71% of jobs in 2022 and 78% of jobs to date are adults (above 18 years) of unspecified age.

⁷ Jobs created or supported through cash for work are calculated on the basis that a job is equivalent to 230 days of work. It should be noted that based on the number of days worked, it adds up to 122 full-time equivalent jobs while more people were employed.

from TVET and skills development training in 2022, largely thanks to ILED SAGAL CW (which trained 2,012 youths) and the ILED Youth UNFPA project (which reached 1,553 youths with entrepreneurship training through boot camps). Other notable outputs in 2022 include 1,256 youths graduating from various vocational skills trainings supported by the RDPP SD UNIDO project in Khartoum, Sudan, and 765 youths benefitting from artisan trainings and apprenticeships provided by RED Save the Children in northern Uganda.

Gender and employment

As in other African regions, women's participation in the labour market has traditionally remained low in HoA countries. This can be linked to cultural norms around gender and work that often undermine women's employment, low levels of education, and other factors such as conflict (which disproportionately affect women). During the COVID-19 pandemic, the sectors accounting for the largest proportions of employed women in the HoA were the hardest hit, including the agricultural, food processing, retail trade and service sectors. Despite the gradual recovery of HoA economies from the pandemic, climate shocks such as severe droughts are exacerbating existing gender inequalities around employment in the region.¹

EUTF-funded interventions supported 79,396 women to develop IGAs in 2022, including 45,166 reached in S2 2022 alone (EUTF indicator 1.3). The 2022 output brings the total number of women supported so far to 339,847, accounting for 61% of all beneficiaries reported under this indicator to date. 32% of the 2022 result was achieved in Sudan, in large part thanks to the Improving Nutrition WFP project, which trained 17,230 women on IGAs and post-harvest management and provided them with tools to enhance agricultural production in Al Qadarif and Kassala States. Uganda follows with 18,217 women beneficiaries, which is mostly attributable to the SUPREME Livelihoods WV project and RISE ACF collectively reaching 14,567 women beneficiaries with IGA interventions such as entrepreneurship and financial literacy trainings and the provision of business start-up kits and grants. The remaining 2022 outputs were delivered in South Sudan (16,382 women provided with IGA support), Kenya (8,811), Ethiopia (6,018), Somalia (4,063), Burundi (215), Djibouti (118), the DRC (89) and Rwanda (70). Overall, 47% of these women beneficiaries have been trained on IGAs and entrepreneurship, while 14% are village savings and loans association (VSLA) members benefitting from VSLA trainings and 11% have been supported through the establishment of an IGA group. Access to finance accounts for a further 7%, followed by material support (6%) and business development (5%).²

In addition, 41,350 jobs created or supported through EUTF funding by the end of 2022 have benefitted women (accounting for 30% of all job creation beneficiaries to date³), including 10,907 jobs in 2022 alone. The comparatively low proportion of female beneficiaries is partially attributable to the nature of some of the jobs created or supported by EUTF funding (including cash for work activities), which often favours men. 2022 represents the largest yearly output of female beneficiaries reported against this indicator to date (26% of the total output), with 32% of the jobs created to benefit women reported in South Sudan, followed by Sudan (26%), Ethiopia and Uganda (14% each) and Kenya (10%).⁴ Of the 2022 results, 29% are attributable to women who found self-employment as a result of successful IGAs, 25% are subsidised jobs (such as incentive and salary payments to certified and volunteer female health personnel and teachers), cash-for-work and/or high intensity labour account for 19%, support to MSMES or livelihood groups (such as VSLAs) represents 10%, and successful TVET support accounts for 6%.⁵

¹ World Economic Forum, 'Gender inequality: To unlock African women's potential, we must end gendered patterns of labour', 23 April 2021.

² 3% have been provided with multiple forms of support and the remaining 8% is unspecified.

³ 48% of the jobs have benefitted men and the gender of the remaining 22% of the beneficiaries is unspecified.

⁴ 4% were created in Burundi, Rwanda and Somalia.

⁵ 11% of jobs were created through other forms of support.

Focus box 2: Saving for Transformation (S4T) promotes income diversification in Cuebiet County, South Sudan¹

Yar Laat Goljok is a 35-year-old woman, the guardian of four children, and the breadwinner in her household in Langdit Boma in Cuebiet County, Lakes State, South Sudan. She is among the 25 beneficiaries of a Saving for Transformation (S4T) group in Langdit formed by the EUTF-funded SSRD WV project,² which is implemented by a consortium led by World Vision. With no formal job, prior to the project intervention Yar depended on a piece of land near her house for farming but could not feed her family due to poor harvests. The project provided Yar's beneficiary group with different types of support such as financial literacy and business management trainings and materials to improve group functioning, build group trust and increase personal confidence, including through business management skills.

Yar started a tea-making business after selling her chickens in March 2019. Thanks to the trainings and money loaned from her S4T group, Yar expanded her business to a tea shop where she prepares and sells tea to her customers. *'After attending several meetings and contributing SSP 2,400 (€16) monthly, I borrowed SSP 10,000 (€70) during the May 2020 rainy season to invest in my tea-making business'*, Yar says. Yar

Photo 1: Yar at her tea shop in Langdit



reports that she earns as much as SSP 8,000 (€56) per day during the rainy season and SSP 2,000 (€14) during the dry season. She uses some of the proceeds from the business to buy food for her young family and send her children to school and saves the remainder through her S4T group. *'If it was not for the money that I borrowed from the S4T group, we would have given up on life. Now four of my children can go to school and I have enough food at home for my family'*, Yar happily states. Through the S4T intervention, SSRD WV aims to promote a culture of saving, strengthen social cohesion and networking among group members, build confidence, and promote peaceful coexistence. So far, the project has created a total of 72 S4T groups in Twic, Jur River, Gogrial East and Cuebiet Counties in South Sudan.

EUTF-funded interventions also target women with TVET and skills development trainings in order to improve their livelihoods and increase labour participation rates. To date, 58%³ (or 85,252) of all beneficiaries provided with TVET and skill development interventions to date are women (EUTF indicator 1.4), 22,077 of whom were reached in 2022 (including 7,129 women supported in S2 2022 alone). More than half (51%) of the women beneficiaries to date have been trained for employment in the agricultural sector.

¹ Photo credit: World Vision.

² The SSRD WV project is known as The Food Security and Resilience in Transitioning Environments (FORISTE).

³ 41% (or 59,966) of the beneficiaries are male while the gender of 1% (or 802) of beneficiaries is unspecified.

EUTF-funded interventions in the HoA have likely¹ contributed to positive outcomes² related to household income and employment

To date, 26³ completed projects in the HoA region have measured⁴ SO1-related outcomes through 172 indicators,⁵ including six projects and 30 indicators newly added in 2022. These indicators measure progress achieved in 1) changes in the business environment in the project implementation area (including improved infrastructure, value/supply chains, access to finance and MSMEs), 2) changes in employment rates or conditions (including employment/unemployment rates, job creation/opportunities, and TVET), 3) improvements in IGAs and livelihoods, and 4) improvements in income and welfare (such as changes in income and poverty rates).

The most aggregable indicator type for SO1 are **income-related indicators**. At the time of writing the 2021 annual report, ten projects⁶ (implemented in Ethiopia, Kenya, Somalia, South Sudan and Uganda) had provided outcome data on changes to the amount of household income earned by project beneficiaries, as measured either through absolute household income or through the number of beneficiaries reporting an increase in their absolute income over a specified period of time. Seven of these projects indicated an **increase in the number of beneficiaries reporting increased absolute income**, two projects reported an **increase in absolute household income** and one project found a decrease in absolute household income (although the endline evaluation noted that increased displacement during the project implementation period may have contributed to this outcome). Furthermore, eight projects⁷ (one of which is also among those that reported on beneficiaries with increased absolute income) had provided outcome data on income diversification, all of which reported **increased/diversified sources of household income**. Since then, four projects⁸ that ended in 2022 have provided outcome data on income (either absolute income or the number of income sources among beneficiaries), **all of which reported positive outcomes**. **This brings the total number of projects with usable outcome data on either absolute household income or number of household income sources to 21,⁹ and the proportion of positive income-related outcomes reported to 78% (with 66 out of 85 relevant outcome indicators reflecting a positive change)**. Examples from projects newly added to the analysis in 2022 include:

- In the cross-border areas of Ethiopia (Dolo Ado and Dolo Bay Zones in Somali Region), Kenya (Mandera County) and Somalia (Dollow and Beled Xaawo Districts), an endline evaluation by the Cross-Border BORESHA III DRC project reported an increase in mean monthly household income from USD 35 at baseline to USD 87 at the end of the project.

¹ None of the projects mentioned in this focus box included a control group. In the absence of such a control group, it is impossible to assess the direct contribution of the EUTF to these outcomes because the improvements could have happened without the intervention. (One project [Cross-Border BORESHA III DRC] included a 'comparison' group in their endline evaluation methodology only, but this group was not tracked over time.)

² In this section, the word 'outcome' will refer to both impacts and outcomes, as projects may classify the same phenomenon as either impact or outcome depending on their theory of change, among other factors.

³ One project (SPRS-NU Enabel) included in this analysis shared their endline report with the MLS but has since been extended to 2024.

⁴ Here, the term 'measured' indicates that at least one datapoint was collected for the indicator (at baseline, mid-term and/or endline). However, indicators typically require at least two datapoints in order to be able to measure change over time. The following analysis in this focus boxes therefore only includes indicators that (i) have both endline and baseline values; (ii) have an endline value and no baseline, but have a mid-term value that can be used instead of a baseline for a more limited analysis; or (iii) only reported an endline value (with no baseline or mid-term value), but were phrased in such a way (e.g. an improvement, increase or reduction compared to the baseline) that the available indicator data could be interpreted without a second datapoint.

⁵ Only outcome indicators that were identified by the MLS team as being both SMART and truly outcome-level (as opposed to high-level outputs that are sometimes categorised as outcomes in project logframes) are included in this number.

⁶ Cross-Border BORESHA DRC, Cross-Border El Niño SS FAO, RDPP ET DCA, RDPP ET IRC, RDPP ET NRC, RDPP ET SC, RE-INTEG NRC, RE-INTEG WV, SINCE, SPRS-NU ADA and Youth KE KRCS.

⁷ Cross-Border BORESHA DRC, RESET II ACF, RESET II CARE, RESET II Cordaid, RESET II DCA, RESET II Oxfam, RESET II REAL iDE and RESET II SC.

⁸ El Niño SD COOPI, Cross-Border BORESHA III DRC, RESTORE II DFN and Youth KE SAIDC.

⁹ One project (Cross-Border BORESHA DRC) reported positive outcomes under two different income categories.

- In Kenya, the Youth KE SAIDC project reported an increase in the yearly household income for 15,000 households in three coastal counties (Kilifi, Kwale and Lamu) from approximately USD 114 to USD 145, surpassing the target of USD 143. According to the endline evaluation, the project's support to organic cashew and sesame production in these areas seems to have contributed to the improvements in household income.
- In Sudan, El Niño SD COOPI's endline evaluation found that the proportion of households reporting an increase in their annual income increased from 0% at the baseline to 25% at the mid-term and 50% at the endline. This is believed to be, at least in part, a result of the beneficiaries' involvement in VSLA activities, including access to revolving funds and VSLA loans in the project's implementation area (North Darfur State).

Table 4: Summary of outcome data for income indicators, by project

Project	Indicator	Absolute increase in income	Beneficiaries reporting an increase in income	Income diversification
Cross-Border BORESHA DRC		N/A	+*	++
Cross-Border BORESHA III DRC		++	N/A	N/A
Cross-Border El Niño SS FAO		++	N/A	N/A
El Niño SD COOPI		N/A	++	N/A
RDPP ET DCA		N/A	+	N/A
RDPP ET IRC		N/A	++	N/A
RDPP ET NRC		N/A	+	N/A
RDPP ET SC		N/A	+*	N/A
RE-INTEG NRC		-	N/A	N/A
RESET II ACF		N/A	N/A	++
RESET II CARE		N/A	N/A	+*
RESET II Cordaid		N/A	N/A	+
RESET II DCA		N/A	N/A	+
RESET II Oxfam		N/A	N/A	+
RESET II REAL IDE		N/A	N/A	+*
RESET II SC		N/A	N/A	++
RESTORE II DFN		N/A	N/A	++
SINCE		++	N/A	N/A
SPRS – NU ADA		N/A	+*	N/A
Youth KE KRCS		N/A	+*	N/A
Youth KE SAIDC		++	N/A	N/A

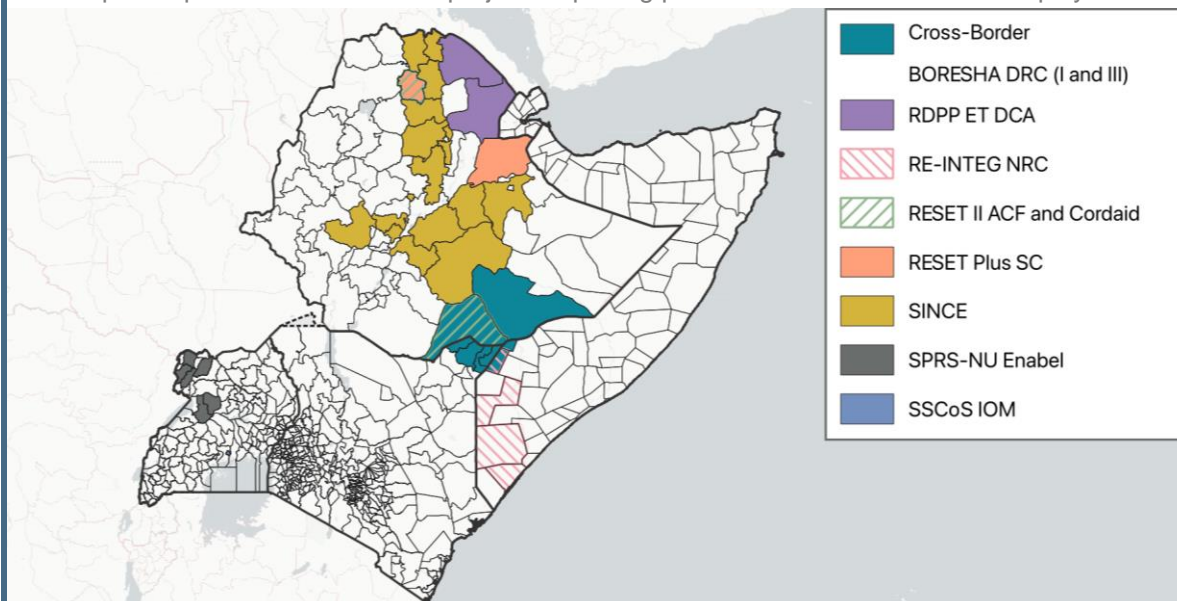
++ Indicator data increased and reached target value / + Indicator data increased but did not reach target value / +* Indicator data increased but information on target value was not available / - Indicator data decreased / N/A Indicator not measured by the project

The second indicator type with aggregation potential (which is being featured for the first time in this report) is **'changes in employment rates or conditions'** (measured by the number of available job opportunities, changes in labour market absorption rates or rate of youth involvement in TVET), which was measured by **40 indicators from fifteen completed projects** (including four completed in 2022¹) implemented in Ethiopia, Uganda, Kenya and Somalia. As detailed below, the evaluation

¹ Cross-Border BORESHA II DRC, Cross-Border BORESHA III DRC, RESET Plus SC and Youth KE SAIDC.

reports generally indicate **positive trends** in this area.

Map 1: Implementation areas of projects reporting positive outcomes related to employment



- **Ten¹ out of the fifteen projects that measured ‘changes in employment rates or conditions’ had endline data, all of which show positive outcomes.** However, most of the results were achieved by projects implementing in **Ethiopia, Somalia and Uganda**, which means that the positive outcomes are largely limited to the three countries.

Youths in education, employment, or training:

- In Ethiopia, the TVET and skills development interventions implemented by the RESET II projects seem to have positively contributed to the level of youth involvement in education, employment and training. For instance, in Liben and Dawa Zones in Somali Region, RESET II Cordaid reported that the proportion of youths aged 15-29 years not in education, employment or training decreased from 75% at the beginning of the project to 60% at the endline, surpassing a target of 70%. Even more positively, on average 86% of youths aged 15-24 years were in education, employment or training at the respective endlines of projects using this indicator, up from 30% at the baseline. This outcome was particularly pronounced in RESET II ACF intervention areas in Wag Himra Zone in Amhara Region.

Access to job opportunities:

- In Ethiopia, an endline evaluation conducted by RESET Plus SC found that the percentage of the project’s beneficiaries participating in wage employment increased from 19% at the start of the project to 35% at the endline. Moreover, beneficiaries participating in self-employment increased from 12% at the baseline to 25% at the end of the project.
- 65% of youth beneficiaries from RDPP ET DCA’s implementation area (Bale Zone in Oromia Region) reported to have started businesses or were self-employed for more than twelve months prior to the endline.
- 72% of all SINCE beneficiaries were employed by the end of the project. This is in part attributable to the TVET and skills development trainings as well as linkages to employers through apprenticeship and wage employment.

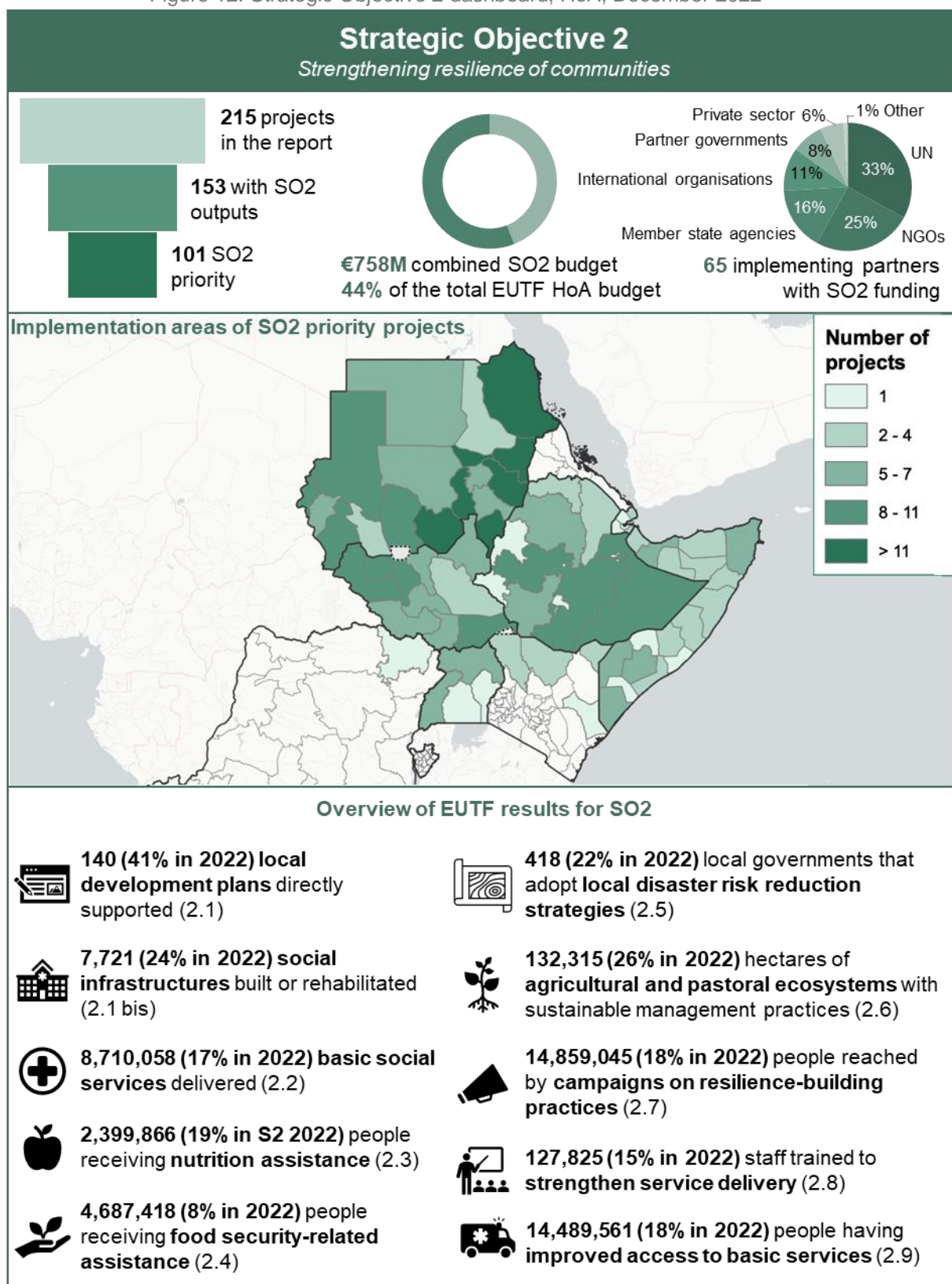
¹ Cross-Border BORESHA DRC, Cross-Border BORESHA III DRC, RDPP ET DCA, RE-INTEG NRC, RESET II ACF, RESET II Cordaid, RESET Plus SC, SINCE, SPRS-NU Enabel and SSCoS IOM.

- In Uganda, interviews with trainees enrolled in business and TVET trainings offered by SPRS-NU Enabel revealed that these trainings not only corresponded to their interests but were also considered by participants to be both relevant to the job market and likely to improve their employment prospects in the future. Tracer studies¹ conducted by the project on over 1,200 trainees graduating between 2018 and 2019 revealed that 65% of respondents were absorbed in the labour market and/or self-employment after graduation. The project's approach, which included the provision of start-up kits at the end of training, reportedly contributed to the positive results. On another note, 86% of the employers were satisfied with business and TVET graduates trained by the project, against a target of 60%, according to the endline evaluation.
- In the Cross-Border BORESHA programme's implementation areas in Ethiopia (Dolo Ado and Dolo Bay Zones in Somali Region), Kenya (Mandera County) and Somalia (Dollow and Beled Xaawo Districts), 47% of the women and youth beneficiaries surveyed reported being able to access jobs and business opportunities within one year of graduating from TVET and skills development trainings provided by the Cross-Border BORESHA DRC project. As a continuation of the previous Cross-Border BORESHA I and II projects, Cross-Border BORESHA III DRC was implemented in the same areas. 84% of women and youth reported improved access to jobs and business opportunities within a year of graduating from trainings provided by Cross-Border III DRC, compared to 47% at the beginning of the project. In addition, 19% of the local community members reported increased employment opportunities in the cross-border areas.

¹ A tracer study involves repeated data collection and analysis on the same individuals over time in order to track changes following a development intervention.

4.2.3. STRENGTHENING RESILIENCE OF COMMUNITIES

Figure 12: Strategic Objective 2 dashboard, HoA, December 2022^{1,2,3}



As described in previous reports, the Horn of Africa has been facing a severe and sustained drought since late 2020 following five successive below-average rainy seasons, with an unprecedented sixth consecutive rainfall failure set to further exacerbate food insecurity trends in 2023. The UN Office for the Coordination of Humanitarian Affairs (UNOCHA) has estimated that 36.4 million people in the Horn of Africa region would be affected by the ongoing drought conditions by the end of 2022,⁴ while according to the World Meteorological Organization, current conditions are worse than those experienced in the catastrophic drought that contributed to hundreds of thousands of deaths in the region in 2011.⁵ As a result, the World Food Programme (WFP) foresees a ‘major humanitarian crisis’ unless significant funding (USD 2.4B) is allocated to its prevention.⁶

These devastating drought conditions have been compounded by rising fuel and food prices across the region (in large part due to the impact of the ongoing war in Ukraine on imported staples), although by the end of the year prices were beginning to decrease from their peak in 2022. As a result, the drought has caused 1.75 million internal displacements in Ethiopia and Somalia alone as of January 2023,⁷ and the Famine Early Warning Systems Network (FEWSNET) has determined a credible risk of famine (Phase 5 under the Integrated Food Security Phase Classification, or IPC Phase 5) in several areas of the Horn of Africa region – particularly in southern Somalia.⁸ Moreover, the drought is exacerbating numerous existing conflicts in the region.

Perhaps the only positive consequence of the drought is that it has created unfavourable conditions for the desert locust to breed. Coupled with the success of strong locust prevention campaigns, this has led to a so-called ‘recession’ starting in early 2022, which means that despite their continued presence the locusts no longer pose a threat to the region.⁹ As of early 2023, the desert locust situation remains ‘calm’, according to the Food and Agriculture Organization (FAO).¹⁰

The EUTF has so far contracted €758M¹¹ to projects aiming to build resilience among vulnerable and displacement-affected communities (DACs, Strategic Objective 2). SO2 continues to receive the largest amount of funding of all SOs in the window, with Sudan as the main recipient (€273M), followed by South Sudan (€159M), Somalia (€122M), Ethiopia (€94M), regional projects (€41M), Kenya (€33M), Uganda (€27M) and Djibouti (€8M). Most SO2 interventions focus on the direct delivery of or improving access to basic social services, especially in the health and education sectors, as well as on food security and nutrition assistance. This is complemented by capacity building of service providers and awareness raising on resilience-building practices.

Food security and nutrition

In November 2022, UNOCHA estimated that the ongoing drought would cause more than 23 million people to face ‘high levels of acute food insecurity’ (IPC Phase 3 or above) in Ethiopia, Kenya and Somalia alone.¹² Nearly 10 million livestock in the region have already died as a result of the drought, with serious consequences for milk production and thus for child nutrition. In fact, more than 5 million

¹ EUTF funding data is valid as of February 2023, refers only to contracted (not committed) and operational projects, and has been rounded to the nearest €M.

² Projects with SO2 priority have a larger budget allocation to SO2 than to any other Strategic Objective, per the MLS portfolio analysis.

³ 94 projects are represented on the map in this visual. The map only includes projects that implement activities at the first administrative level (e.g. province, county or region). Projects that are implemented only at the national level or that do not provide geographically disaggregated data to the MLS are not included.

⁴ UNOCHA, ‘Horn of Africa drought: Regional humanitarian overview & call to action’, 28 November 2022.

⁵ World Meteorological Organization, ‘Another poor rainy season forecast for drought-hit Horn of Africa’, 22 February 2023.

⁶ WFP, ‘Regional drought response plan for the Horn of Africa: 2023’, 23 January 2023.

⁷ UNHCR, ‘The Horn of Africa drought situation appeal (January - December 2023)’, 2 March 2023.

⁸ FEWSNET, ‘East Africa key message update: The eastern Horn of Africa continues to face a historic humanitarian emergency’, February 2023.

⁹ FAO, ‘FAO desert locust campaign: East Africa upsurge suppressed, Kenya free from desert locust’, 15 June 2022.

¹⁰ FAO, ‘Boosting desert locust control capacities in Eastern Africa’, 14 March 2023.

¹¹ The decrease of around €3M compared to the last reporting period is due to adjusted SO2 budgets for several Somalia projects.

¹² UNOCHA, ‘Horn of Africa drought: Regional humanitarian overview & call to action’, 28 November 2022.

children and well over one million pregnant and lactating women are estimated to be acutely malnourished in drought-affected areas across the region.

To date, EUTF projects have collectively delivered food security-related assistance to 4,687,418 people (EUTF indicator 2.4). Most of this assistance was provided in 2019 and early 2020, largely thanks to livestock vaccination and treatments provided during this period by Cross-Border El Niño SS FAO in South Sudan and by RESET II DCA in Ethiopia, which together account for 56% of the entire output. Nevertheless, 374,081 beneficiaries were provided with food security-related assistance in 2022, with S2 2022 accounting for 75% of the annual output. In fact, the food security assistance delivered in S2 2022 represents the largest biannual output in two years, with 279,558 people reached (compared to less than 200,000 people assisted in S2 2021 and S1 2022 combined).

This uptick can largely be credited to the Sudan Emergency Safety Nets Project through the EUTF's contribution to the STARS MDTF in Sudan, which distributed food to 159,653 people in Al Qadarif, Blue Nile and Red Sea States in S2 2022 (in addition to providing cash transfers, which are mapped separately to EUTF indicator 2.9, to 1,918,595 new beneficiaries during the same period). Unsurprisingly, Sudan accounts for 79% of all S2 2022 food security assistance beneficiaries, thanks to – in descending order of output size – the Sudan Safety Emergency Nets project, through the EUTF's contribution to the STARS MDTF, Access to Markets Darfur WFP, IMPROVE-EU GIZ, BRICK Concern, Improving Nutrition WFP and Acacia – Arabic Gum Value Chain in Sudan – Support.

As mentioned above, throughout 2022 large food security assistance outputs were also reported by Access to Markets Darfur WFP in Sudan (which provided 50,900 smallholder farmers in Central, South and West Darfur with equipment and tools), BRICK Concern (which provided a range of support, including farming inputs, animal fodder and solar food dryers to 21,610 people in West Kordofan in Sudan), SSRD IRC (which supported 18,343 people through the provision of trainings and agricultural inputs in Jonglei, Unity and Upper Nile States in South Sudan) and SUPREME Livelihoods WV (which provided demonstration plots and sensitisation on farmer-managed natural regeneration to 16,560 people in northern Uganda). While most of these outputs were partly or entirely delivered in the first half of the year, in S2 2022, the largest outputs included Stability & Development Tigray Trócaire providing crop and vegetable seeds and farming tools to 14,066 people in Tigray Region (Ethiopia), and IMPROVE-EU GIZ assisting 13,013 people in Sudan.






While food security assistance aims to improve the availability, accessibility, and efficient utilisation of food, complementary interventions are needed to ensure a healthy diet that provides all the nutrients required for an active life. Therefore, EUTF projects have consistently complemented food security assistance with nutrition support. As of the end of 2022, 2,399,866 people had received nutrition assistance in the Horn of Africa, including 450,081 individuals in 2022, and 322,326 in S2 2022 alone (EUTF indicator 2.3). The S2 2022 result represents the largest biannual nutrition support output ever reported,¹ on the heels of the second-lowest biannual output in S1 2022 (with 127,755 beneficiaries). In fact, biannual nutrition support outputs have never previously exceeded 220,000. This achievement is mainly attributable to Improving Nutrition WFP, which, among other activities, delivered micronutrient powders to 247,867 refugees and host community children under 5 years old in Kassala and Al Qadarif States in Sudan, for a total of 306,086 nutrition assistance beneficiaries supported by the project in S2 2022 (or 95% of the biannual output). Other key nutrition assistance outputs in S2 2022 include:

- 7,430 refugees, IDPs and host community members in West Kordofan (Sudan) supported by BRICK Concern through malnutrition community screenings and malnutrition treatment services (for a total of 28,008, plus 6,688 children treated for severe acute malnutrition by BRICK UNICEF in the same area, in 2022);

¹ More beneficiaries (487,655) were collectively reported prior to MLS reporting (i.e. prior to 1 January 2018), but this number covers approximately two years of outputs.

- 6,556 refugees in Kakuma Camp and Kalobeyei Settlement in Kenya, supported by the CRRF KE Self-Reliance project through the delivery of fortified or specialised nutritious foods and of hot school lunches (for a total of 29,460 beneficiaries supported in 2022); and
- 2,174 malnourished children across South Sudan treated according to SPHERE¹ standards and consequently discharged thanks to Health Pooled Fund (HPF) III (for a total of 4,999 children supported in 2022).

Outcome analysis 2: Building Opportunities for Resilience in the Horn of Africa – Cross-Border BORESHA DRC project – Final impact study

Cross-Border BORESHA DRC (Phases I, II and III)		Main targets
 Building Opportunities for Resilience in the Horn of Africa (BORESHA)	 From November 2017 to March 2023	 Cross-border communities
 Objective: to promote economic development and greater resilience, particularly among vulnerable groups in the Mendera Triangle	 Budget: €20.9M	 Women & youth
	 IP: DRC	 Local authorities

From November 2017 to March 2023, DRC implemented the BORESHA project in the Mendera Triangle, a tri-border area where Ethiopia, Kenya and Somalia meet. The project aimed to build resilience in the area, mainly through livestock and agricultural support, livelihood activities and natural resource management. The Cross-Border BORESHA DRC's impact study shows that the project achieved **positive results across all components** of the intervention. On all outcome indicators measured by the study, BORESHA's beneficiary group appears to have experienced more positive outcomes than a comparison group that did not benefit from the intervention. However, it should be emphasised that the comparison group was specifically created for the endline impact study. BORESHA's baseline survey mostly assessed project intervention areas and target households, and did not establish a baseline for comparison households. The impact study team aimed to identify comparable villages in the area, but could not compare the control and treatment groups at baseline.

- **Resilience:** The household survey indicated that households in the comparison group had a higher Reduced Coping Strategy index score (20.8) than that of households assisted by the project (11.1). This suggests that the comparison households were resorting more frequently to harmful food-related coping strategies. This is partly attributable to the improved food security conditions to which BORESHA likely contributed to in villages in the project's intervention areas (further detailed below), but can perhaps also be credited to the community disaster risk reduction plans that were developed with BORESHA's support and benefitted about 43% of interviewed project households. Through the implementation of these plans, villages in BORESHA intervention areas were capacitated to respond to shocks, which affected nearly all surveyed households (that is, both comparison and beneficiary households) but had more detrimental effects on livelihoods and resilience among comparison households.
- **Livelihoods:** Among the intervention group, household income grew, on average, from USD 35.15 per month at baseline to USD 87.01 per month by the end of the project. In contrast, the average income among households from comparison villages only reached USD 67.87 per month during the same period. Intervention villages also reported larger savings than comparison villages. This may be partly attributable to the fact that BORESHA supported

¹ The SPHERE standards were originally developed in 1997 by humanitarian partners to outline minimum standards, mainly on WASH, food security and nutrition, shelter and settlement, and health to guide and improve humanitarian responses and accountability.

beneficiaries to diversify their sources of income, leading over half of the targeted households (53%) to take on at least two economic activities, contrasted with 36% in comparison households.

- **Food security:** At baseline, only 35% of targeted households had an acceptable food consumption score (FCS), while 28% had a borderline score and 37% had a poor score. However, by endline, the impact study found that the majority of the families targeted by the project (81.3%) had an acceptable FCS, with 16.4% having a borderline score and just 2.4% having a poor score. In contrast, 14% of comparison households had a poor FCS when assessed during the impact study, and their average FCS (36.4) was lower than that of households in the project's intervention areas (54.3).

Cross-Border BORESHA's impact study indicates that the project's approach to income generation and resilience in border areas has proven effective and could be built on in the future. To implement this approach in future programmes, the report **recommends creating a crisis modifier fund** to respond to shocks that may threaten the project's outcomes. The report also indicates the **need for continuity of support to the Mander Triangle** to consolidate the project's achievements.

Education

By exacerbating existing child protection risks, the ongoing drought has left millions of children in the Horn of Africa either out of school or at immediate risk of dropping out. Many families have been forced to adopt negative coping mechanisms for survival, such as not sending their girls to school, pushing their girls to marry early for a bride price, or sending children to work. As a result, rates of child marriage and female genital mutilation, which can be a prerequisite for marriage, have purportedly doubled over the course of the drought.¹

The end of the EQUIP and Education Emergency UNICEF programmes in Sudan, which accounted for large portions of previously reported education-related outputs, caused a notable dip in these outputs at the beginning of 2022. However, the second phase of EQUIP, which began implementing in the second half of 2021, has already generated a positive impact on outputs in S2 2022. For example, EUTF-funded projects have delivered 1,108,033 education-related basic social services in the Horn of Africa to date (EUTF indicator 2.2). Of these, 101,188 were delivered in 2022 – including 82,674 in S2 2022, which represents a 78% increase compared with S1 2022 (18,514 education-related services). The 2022 achievement can largely be credited to EQUIP 2 SC, which provided 58,472 education-related services throughout the year. This includes 57,726 services delivered in S2 2022 alone – mainly in the form of education material support to IDP, refugee and host community students (including 1,639 services to students with a disability) in Blue Nile, Khartoum and Red Sea States. The project's S2 2022 result represents the second-largest education-related service output ever reported to the MLS by a single project (the largest having been reported by the same project in S2 2021, at the beginning of its implementation period).

Other significant outputs reported in 2022 include IRCSES UNICEF delivering 21,599 education-related services (all in S2 2022), mainly by providing students and teachers with education supplies and materials in South Darfur, Sudan. Meanwhile, EQUIP I-LEARN UNICEF provided teaching and learning materials to 16,202 students – all in S1 2022 – in Blue and White Nile States, Sudan. CRRF Urban Development IRC also delivered most of the 2022 output in Ethiopia by providing 3,532 students with material support in Assosa, the capital of Benishangul-Gumuz Region.

Given the large outputs delivered by EQUIP 2 SC and IRCSES UNICEF in S2 2022, Sudan accounts for 96% of all education-related services delivered by EUTF projects in the second half of the year. 54%

¹ UNICEF, 'Dangers deepening for children caught in Horn of Africa drought crisis', 9 January 2023.

of the education-related services in S2 2022 were delivered to boys, and 54% were delivered to host community members (a further 9% were delivered to IDPs¹).

Furthermore, 22,673 members of staff from local authorities and basic service providers benefitting from capacity building to strengthen education-related service delivery have been trained to date, including 1,510 in 2022 – of which 874, all in Sudan, were reported in S2 2022 (EUTF indicator 2.8). This is the lowest annual output reported to date, but the S2 2022 result represents an increase compared to S1 (the lowest biannual output to date), when only 636 were reported. Once again, the increase from S1 to S2 2022 can largely be attributed to EQUIP 2 SC, which trained 669 teachers, volunteers and PTA members on topics such as boosting literacy and numeracy, positive discipline, and establishing and supporting children’s clubs, in addition to the 393 headmasters and teachers that the project trained (primarily on child protection and positive discipline) in S1 2022. In addition to this sizeable output, in 2022, EQUIP I-LEARN UNICEF trained 125 alternative learning programme (ALP) facilitators in non-formal settings to provide education services to older out-of-school children in Sudan, CRRF Urban Development Koboko trained 115 skills instructors or debate patrons and matrons to encourage non-formal educational courses and talent development in Uganda, BRICK UNICEF trained 96 female teachers and ALP facilitators on child-friendly services in Sudan, EQUIP 2 EF provided a training of trainers on professional and disciplinary skills to 93 master trainers in Sudan, and IRCSES UNICEF trained 16 headmasters on establishing and leading children’s clubs in Sudan.

Finally, of the 563 education-related infrastructures constructed or rehabilitated by EUTF projects to date, 160 were reported in 2022, including 52 in S2 2022 (EUTF indicator 2.1 bis). The 2022 output includes 115 structures (including book banks, classrooms, teachers’ offices and semi-permanent ALP centres) rehabilitated or equipped by EQUIP 2 SC in Blue Nile, Khartoum, and South Kordofan States in Sudan, 29 classrooms, latrines and teachers’ offices rehabilitated by EQUIP I-LEARN UNICEF in Al Qadarif, Kassala and White Nile States in Sudan, nine classroom blocks and other school infrastructure constructed or renovated by CRRF Urban Development Koboko in Koboko Municipality in northern Uganda, and seven schools rehabilitated by CRRF DJ UNHCR in Ali Sabieh and Obock Regions in Djibouti.

Health and WASH

As a result of the ongoing drought in the region, the Horn of Africa is facing critical water shortages, with more than 16 million people across the region unable to meet their basic household water needs (drinking, cooking and cleaning).² By forcing people to allocate their limited water rations to drinking and cooking at the expense of hygiene practices, water scarcity also increases the risk of water-borne diseases and makes it harder for health facilities and schools to maintain effective infection control measures. Pregnant women are particularly vulnerable, with multiple reports of dangerous (and sometimes fatal) infections among women who have recently given birth at health facilities experiencing water shortages.

The EUTF has allocated significant funding to improving access to quality drinking water and sanitation facilities across the Horn of Africa. EUTF projects have collectively delivered 313,290 WASH-related services directly to households, including 47,345 in 2022 (EUTF indicator 2.2). Most relevant outputs reported to date relate to household latrine construction or supplies for improving water access or quality at the household level, such as water treatment chemicals, water pumps, storage containers, etc. S2 2022 accounts for 15% of the overall output and the entirety of the 2022 output, most of which can be credited to Sustainable Reintegration RSS, which distributed water to 46,475 refugees (90%) and host community members (10%) in Ethiopia.

To date, EUTF-funded projects have also improved access to WASH facilities for 2,428,361 people, including 517,272 in 2022 (EUTF indicator 2.9), mainly through the rehabilitation, equipment or

¹ Most of the remainder are of unspecified status.

² UNOCHA, ‘Horn of Africa drought: Regional humanitarian overview & call to action’, 21 September 2022.

construction of more than 6,200 WASH-related social infrastructures (of which 1,330 were reported in 2022, including 192 in S2 2022).¹ This number includes 266,341 beneficiaries of improved access to WASH facilities reported in the second half of the year. In 2022, Cross-Border BORESHA III DRC delivered 39% of the annual output by ensuring access to WASH services for 200,254 people through the construction and rehabilitation of water infrastructure in the border areas of the Mendera Triangle in Ethiopia and Kenya. This is followed by CRRF Urban Development IRC ensuring access to separated sanitation facilities for 31,880 people and also providing 74,000 household members with improved access to piped water in Assosa in Benishangul-Gumuz Region, Ethiopia. Large outputs can also be credited to Outreach SS UNICEF (61,694 people benefitting from drilled boreholes and water points in South Sudan), Improving Nutrition WFP (52,302 people benefitting from improved access to water in Kassala State, Sudan), and Sustainable Reintegration RRS (46,745 host community members and refugees benefitting from improved water points in Ethiopia).

In parallel to improving WASH conditions in local communities, the EUTF has also financed the implementation of numerous interventions aimed at supporting the health sector. In 2022, EUTF-funded projects delivered 1,276,525 health-related services in the Horn of Africa (including 625,580 in S2 2022), for a total of 6,956,833 health services reported to date (EUTF indicator 2.2). The S2 2022 output is consistent with those reported in the previous two semesters (644,597 in S2 2021 and 650,946 in S1 2022). In keeping with historical trends, many (34%) of this semester's beneficiaries of health care treatments were children under five years old, followed by children over five and adolescents (19%).² South Sudan accounts for 44% of the result and Djibouti for 39%, thanks to HPF III in South Sudan (through a variety of interventions, including vaccinations, post-partum and post-abortion care, and medical treatment for diarrhoea, malaria and pneumonia in children under five years old) and *Solutions pérennes* IOM in Djibouti (which provided medical assistance through health facilities it supports).

EUTF projects also improved access to healthcare for 93,069 people in 2022 (including 8,166 in S2 2022), for a total of 3,227,078 people whose access to healthcare has been improved to date (EUTF indicator 2.9). 54% of the 2022 result was reported in Ethiopia, of which the vast majority can be credited to Stability & Services Gambella IRC and Stability & Services Gambella IRC II, which collectively improved healthcare access for 49,828 refugees, IDPs and host community members living in the catchment areas of health facilities supported by the projects. Sudan accounts for another 27,648 beneficiaries, thanks to Resilience East SD AICS rehabilitating and refurbishing health facilities for priority communities in Kassala State. Lastly, Uganda accounts for a further 13,097 beneficiaries (thanks to CRRF Urban Development Koboko and CRRF Urban Development ACAV) and Burundi for the final 1,778 (attributable to CRRF DIRECT IRC supporting refugees to access medical insurance).

Furthermore, 52 of the 167 health-related infrastructures constructed or rehabilitated by EUTF projects were reported in 2022, including 16 in S2 2022 (EUTF 2.1 bis). The 2022 output includes 22 facilities reported in Sudan by BRICK Concern, BRICK UNICEF and HealthPro GOAL, twelve in Djibouti by *Solutions pérennes* IOM, twelve in Ethiopia by CRRF Urban Development IRC, Stability & Services Gambella IRC and Stability & Services Gambella IRC II, three in the DRC by the Self-Reliance of South Sudanese refugees in DRC project, two in Uganda by CRRF Urban Development Koboko and one in Kenya by the CRRF KE Self-Reliance project. Finally, of the 25,565 staff from health service providers benefitting from capacity building to date, 2,316 were trained in 2022, including 1,007 in S2 2022 (EUTF indicator 2.8). This represents the second-lowest biannual output reported to date, compared to 1,184 staff trained in S2 2021 and 1,309 in S1 2022. This is likely because the five largest contributors to this output (RESET Plus Amref, RDPP ET IRC, RESET II CARE, Resilience East SD AICS and RESET II ACF) had all ended by August 2022. 67% of the S2 2022 result was reported in Sudan, where HEALTHPRO AICS, HEALTHPRO GOAL and BRICK Concern collectively trained 679 staff (including

¹ The infrastructures themselves are counted under EUTF indicator 2.1 bis.

² 1% were adults (18 years and above), and the age of the remaining 46% was unspecified.

health staff, nutrition staff and Ministry of Health officials) on topics such as reproductive health, childhood malnutrition and HIV/AIDS counselling.

Outcome analysis 3: Food security and education – Aggregated outcome analysis

EUTF-funded interventions in the HoA have likely¹ contributed to positive outcomes² on food security and nutrition and education

To date, 41 completed projects in the HoA have measured³ SO2 outcomes through 408 indicators.⁴ These indicators measure progress achieved in a range of thematic areas, including health, education, water and sanitation, energy, the environment and disaster risk reduction. The last aggregated outcome analysis in the 2021 annual report focused on outcomes related to food security (including nutrition) and health, as these were the areas in which projects reported against the largest number of indicators. This remains true for food security and nutrition, as three newly completed projects⁵ added indicators relevant to these themes since previous reporting, but no new health-related indicators have been reported on since the analysis provided in the S2 2021 report. On the other hand, the number of education-related outcome indicators has increased from 23 in S2 2021 to 85 at the time of writing the current report (although the vast majority of new indicators were contributed by a single project).

This outcome analysis will therefore focus on food security (including nutrition) and education. As described below, in the areas of interventions of completed projects, the EUTF seems to have contributed to strengthening the resilience of vulnerable populations in both sectors.

- **Food security and nutrition:** 100 relevant indicators with at least two datapoints (or that are phrased in such a way that only one datapoint is necessary to measure change)⁶ have been reported by fifteen projects⁷ across six countries (Ethiopia, Kenya, Somalia, South Sudan, Sudan and Uganda) to measure food security- and nutrition-related impacts or outcomes. Of these 100 indicators, **78 demonstrated positive effects to varying degrees, in areas such as dietary diversity and staple crop yields.** Examples from projects newly added to the analysis in 2022 include:
 - An increase in the percentage of target households in the Manderla Triangle⁸ with an acceptable Food Consumption Score,⁹ from 35% at baseline to 81% at endline (reported by Cross-Border BORESHA III DRC);

¹ None of the projects mentioned in this focus box included a control group (Cross-Border BORESHA included a 'comparison group' but only for its endline evaluation). In the absence of such a control group, it is impossible to assess the direct contribution of the EUTF to these outcomes because the improvements could have happened without the intervention.

² In this section, the word 'outcome' will refer to both impacts and outcomes, as projects may classify the same phenomenon as either impact or outcome depending on their theory of change, among other factors.

³ Here, the term 'measured' indicates that at least one datapoint was collected for the indicator (at baseline, mid-term and/or endline). However, indicators typically require at least two datapoints in order to be able to measure change over time. The following analysis in this focus boxes therefore only includes indicators that (i) have both endline and baseline values; (ii) have an endline value and no baseline, but have a mid-term value that can be used instead of a baseline for a more limited analysis; or (iii) only reported an endline value (with no baseline or mid-term value), but were phrased in such a way (e.g. an improvement, increase or reduction compared to the baseline) that the available indicator data could be interpreted without a second datapoint.

⁴ Only outcome indicators that were identified by the MLS team as being both SMART and truly outcome-level (as opposed to high-level outputs that are sometimes categorised as outcomes in project logframes) are included in this number.

⁵ Cross-Border BORESHA II DRC at the regional level, El Niño SD COOPI in Sudan and RESTORE 2 DFN in Somalia.

⁶ An additional 67 relevant indicators were shared with the MLS, but with insufficient datapoints to determine the direction of change.

⁷ RESET II ACF, RESET II CARE, RESET II Cordaid, RESET II DCA, RESET II Oxfam and RESET II SC in Ethiopia; RESTORE 2 DFN and RESTORE NRC in Somalia; Cross-Border El Niño SS FAO in South Sudan; El Niño SD COOPI, EU response to El Niño WHH and EU response to El Niño ADRA in Sudan; SPPRS-NU DRC in Uganda; and Cross-Border BORESHA DRC and Cross-Border BORESHA III DRC at the regional level.

⁸ The Manderla Triangle is a cross-border area between Ethiopia, Kenya and Somalia

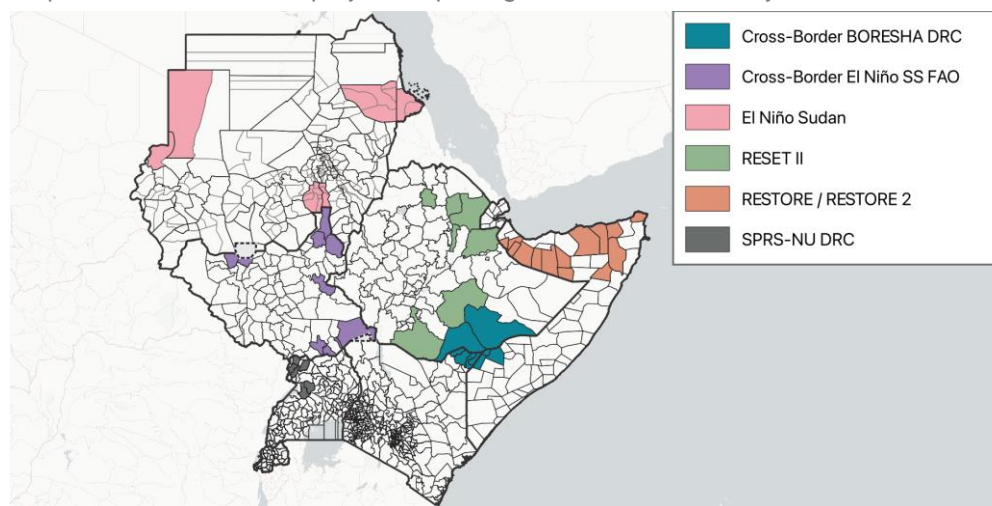
⁹ The Food Consumption Score (or FCS) is a widely used food security indicator that takes into account household dietary diversity, meal frequency, and other key factors.

- An increase in the proportion of beneficiary households that no longer meet the criteria for chronic food insecurity in Kornoi Locality, North Darfur, Sudan, from 51% at baseline to 86% at endline (reported by El Niño SD COOPI);
- An increase in the average yield for sorghum crops cultivated by project beneficiaries in Somaliland and Puntland, Somalia, from 227 kilogrammes per hectare at baseline to 477 at endline (reported by RESTORE 2 DFN).

A further **21 indicators demonstrated a negative change**.¹ Many of these (twelve) pertained to a single project in Ethiopia (RESET II ACF) reporting increased malnutrition rates compared to baseline across multiple woredas, but this was indicated in the project's endline report to be mainly due to new acute malnutrition guidelines and increasing detection rates among the health facilities that it supported, as opposed to actual increased rates of malnutrition. Other examples include a decrease in the number of months of adequate household food provisioning (MAHFP) in project intervention areas in Sudan (although this was ascribed to inaccurate baseline data, with the endline report emphasising that the MAHFP had in fact significantly increased compared to the more accurate mid-term data), and an increase in the percentage of people experiencing IPC Phase 3 or 4 (Crisis or Emergency) among IDP and rural communities in targeted districts in Somalia (with the project endline report citing the worsening of the current drought, sharply increasing food prices, and insufficient humanitarian funding as contributing factors).

It is worth noting here that in the S2 2021 analysis, it was reported that six projects in Ethiopia, Somalia and South Sudan used the Household Dietary Diversity Score (HDDS) as an indicator of food security, allowing for limited aggregation.² (All six projects reported positive changes to the HDDS over their respective lifetimes, with the collective average score increasing from 4.2 at baseline to 5.5 at endline.) However, no newly completed projects measured changes to the HDDS among their beneficiaries,³ and therefore this analysis cannot be updated for this report.

Map 2: Implementation areas of projects reporting relevant food security and nutrition outcomes



¹ The remaining indicator indicated no change.

² Household dietary diversity represents the number of different food groups consumed over a given reference period. The HDDS was developed in 2006 as a population-level indicator of household food access.

³ Cross-Border BORESHA III DRC included an indicator on the HDDS, but only collected endline data for it, and therefore does not meet the criteria for inclusion in the analysis. However, the endline evaluation assessed a comparable village as a reference point, and the result (8.5 for the village targeted by the project, 5.7 for the comparison village) suggests that the project may have had a positive impact on the HDDS among its beneficiaries.

- **Education:** 71 usable¹ indicators with at least two datapoints have been used by seven projects² across five countries (Ethiopia, Somalia, South Sudan, Sudan Uganda) to measure education-related impacts or outcomes, of which **44³ (or 62%) reflected improvements in areas such as school attendance rates and teaching quality.** (It should be noted that 58 of these 71 education-related outcome indicators were reported by EQUIP ISTEP BC alone, as the project chose to measure improvements to the quality of education provided in its intervention areas across six states in Sudan with indicators that are highly disaggregated by geographical area, academic subject, etc.)

Examples of positive education-related outcomes reported by completed projects include:

- An increase in the percentage of school-age children attending school in Addis Ababa, Ethiopia, from 49% at baseline to 78% at endline (reported by RDPP ET Plan);
- An increase in the number of pupils enrolled in primary school in intervention areas across South Sudan, from 1,242,809 at baseline to 2,592,098 at endline (reported by IMPACT MM);
- An improvement in lesson observation scores for teaching quality in Kassala State, Sudan, from approximately⁴ 42% at baseline to 78% at endline (reported by EQUIP ISTEP BC).

A further **fourteen indicators (or 20%) demonstrated a negative change.**⁵ However, most of these were indicators used to measure the proportion of teachers reporting being observed by an inspection during the previous year in Sudan, and the reduced frequency of inspector visits can largely be attributed to the COVID-19 pandemic and political unrest in the country.

¹ Only outcome indicators that were identified by the MLS team as being both SMART and truly outcome-level (as opposed to high-level outputs that are sometimes categorised as outcomes in project logframes) are included in this number. An additional fourteen indicators could not be interpreted due to insufficient datapoints.

² EQUIP ISTEP BC, IMPACT MM, RDPP ET DCA, RDPP ET IRC, RDPP ET Plan, RE-INTEG NRC and SPRS-NU DRC.

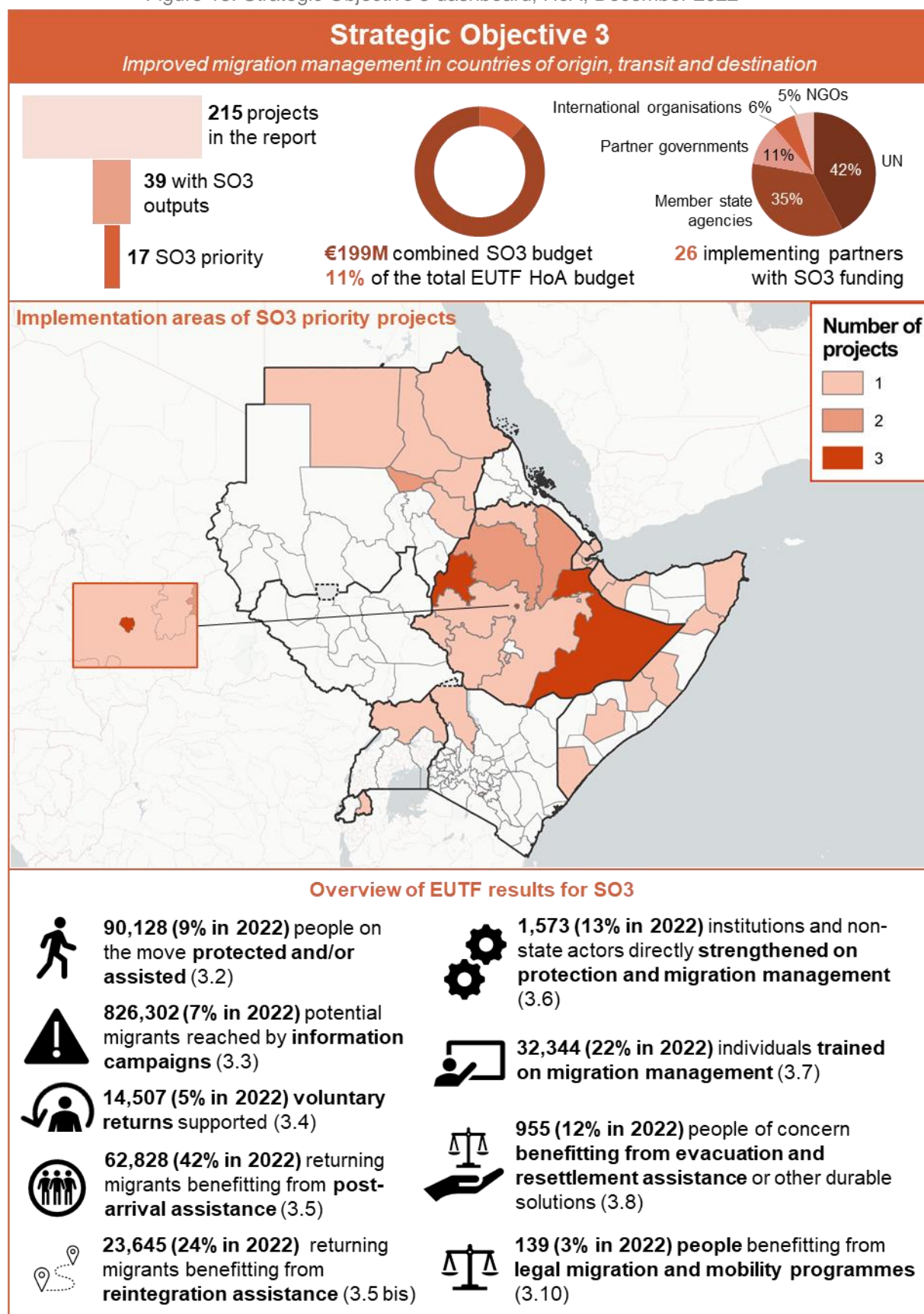
³ This number excludes nine indicators for which an improvement was reported at mid-term, followed by a decline at endline.

⁴ The data for this indicator is represented in the project endline report only in the form of a visual graph, and must therefore be estimated.

⁵ The remaining 18% either indicated negligible or no change, or an improvement at mid-term followed by a decline at endline.

4.2.4. IMPROVED MIGRATION MANAGEMENT

Figure 13: Strategic Objective 3 dashboard, HoA, December 2022^{1,2,3,4}



The HoA remains a region of complex migration patterns, with economic, conflict-, insecurity- and climate-related challenges driving migration as a critical regional phenomenon.⁵ A 2022 study by the Mixed Migration Centre reported that economic drivers continue to guide migration decisions for 70% to 75% of refugee and migrant respondents from Eastern Africa,⁶ followed by violence, insecurity and conflict (45%). In addition, countries such as Djibouti, Kenya and Somalia, which are experiencing some of the most severe impacts of the ongoing drought in the HoA, reported the highest levels of people migrating as an indirect result of environmental drivers (accounting for 33%, 77% and 40% of respondents respectively), when asked directly whether environmental reasons played a factor in migratory decisions.⁷

According to 2021 data, migrants from the HoA⁸ most commonly move within the region (50%), followed by taking the Eastern (40%), Southern (9%) and Northern (1%) routes.⁹ With regard to movements within the HoA, conflict and drought conditions remained major drivers of internal and forced displacements throughout 2022. Drought conditions starting at the end of 2022 have displaced an estimated two million people in Ethiopia, Kenya and Somalia up to the end of 2022, while a combination of drought and conflict in Somalia has displaced 80,000 Somalis who have fled to Kenya, and conflict and violence-related drivers caused around 144,200 Congolese and South Sudanese refugees to flee to Uganda in 2022 alone. Similarly, the two-year civil war in northern Ethiopia has forced more than five million people to become IDPs, with thousands more having fled across the country's borders.¹⁰

Along several of the aforementioned routes, migratory movements increased in 2022 compared to previous years. For example, this year the EU recorded the largest number (966,000¹¹) of asylum applications since 2016, and 41,422¹² of these applications pertained to people from the HoA using the Northern route (towards the central Mediterranean and North Africa).¹³ At the same time, arrivals in Yemen along the Eastern route (towards the Gulf countries) nearly doubled between 2021 and 2022, with 53,401 total arrivals¹⁴ in 2022 (more than 68% occurring in S2 2022), although these numbers are still lower than those reported prior to the COVID-19 pandemic.¹⁵ The number of female migrants travelling along the Eastern route also saw significant increases between 2021 and 2022 (from 53,200 to 106,700) and is largely linked to decreased livelihood opportunities driven by conflict and climate-related stresses.¹⁶

Migration management (SO3) accounts for the smallest SO portfolio in the HoA, but remains significant with €199M (11%) of contracted EUTF funds, most of which is allocated to regional projects (70%), while Ethiopia represents the largest country-level portfolio (accounting for 14% of all SO3 funding).

¹ EUTF funding data is valid as of February 2023, refers only to contracted (not committed) and operational projects, and has been rounded to the nearest €M.

² Projects with SO3 priority have a larger budget allocation to SO3 than to any other Strategic Objective, per the MLS portfolio analysis.

³ 8 projects are represented on the map in this visual. The map only includes projects that report results at the first administrative level (e.g. province, county or region). Projects that are implemented only at the national level or that do not provide geographically disaggregated data to the MLS are not included.

⁴ The EU accounts for the remaining 1% in the 'implementation partners' pie chart.

⁵ Mixed Migration Centre, 'MMC East and Southern Africa snapshot – November 2022: Climate-related drivers of mixed migration in East and the Horn of Africa', November 2022.

⁶ The study defined the HoA as Ethiopia, Eritrea, Somalia and Djibouti, and East Africa as Sudan, South Sudan, Kenya and Uganda and tracked 674,000 total movements in 2021.

⁷ Mixed Migration Centre, 'MMC East and Southern Africa snapshot – November 2022: Climate-related drivers of mixed migration in East and the Horn of Africa', November 2022.

⁸ The report's definition of the East and Horn of Africa region includes Burundi, Djibouti, Ethiopia, Eritrea, Kenya, Rwanda, Somalia, South Sudan, Tanzania and Uganda.

⁹ IOM, 'A region on the move 2021 – East and Horn of Africa', August 2022.

¹⁰ Mixed Migration Centre, 'Quarterly mixed migration update: East Africa & Yemen – Quarter 4 2022', February 2023.

¹¹ This figure excludes around 4 million Ukrainian refugees registered for temporary protection in the EU outside the regular EU procedure.

¹² An additional 7,136 asylum applications were received from Burundi, Rwanda and Tanzania, while there are no official statistics from the DRC.

¹³ EU Agency for Asylum, 'Latest asylum trends – Annual overview', 2022.

¹⁴ No data exists for September 2022.

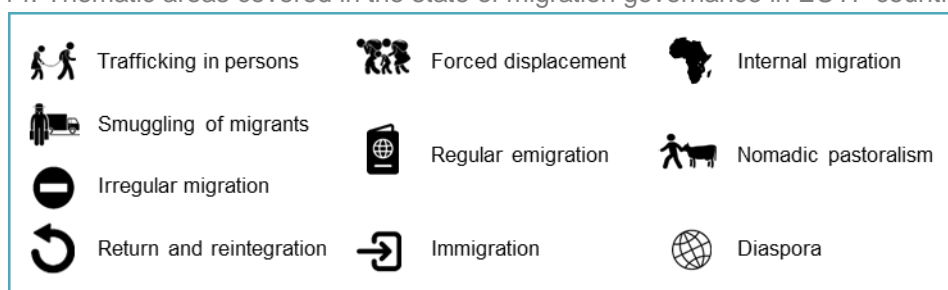
¹⁵ Mixed Migration Centre, 'Quarterly mixed migration update: East Africa & Yemen – Quarter 4 2022', February 2023.

¹⁶ IOM, '2022 migrant movements between the Horn of Africa and the Arabian Peninsula: January – December 2022', 10 February 2023.

EUTF funding for SO3 has supported both direct beneficiaries (in the form of assistance to migrants prior to and during travel, as well as immediate post-arrival assistance and longer-term reintegration support) and migration governance / management, through interventions such as BMM I and II, Disrupting Criminal Networks (implemented by CIVIPOL), the EU-IOM JI, Free Movement IGAD, and CRRF DIRECT Protection and Assistance (implemented by UNHCR). Migration management-related interventions continue to assist people on the move and in need of protection, and to support the implementation of durable solutions and dignified return and reintegration. At the governance level, the EUTF supports the development of comprehensive policies and strategies on migration management and the institutions responsible for implementing them.

In mid-2022, the MLS completed 21 country reports (including nine in the HoA) as well as a transversal report on the state of migration governance in EUTF countries. The study was commissioned by the EUTF in May 2021 and aimed to support the design of future programming by identifying each country's priority needs on the governance of migration, mobility and displacement of people, existing governance frameworks and their level of implementation, and support currently available from different donors and IPs. The migration governance study covered ten key thematic areas on migration, as listed below.

Figure 14: Thematic areas covered in the state of migration governance in EUTF countries study



Protection and evacuation

Migrants from the HoA continue to be at risk of human rights abuses, detention, exploitation and dire working conditions as they traverse some of the riskiest migration routes in the world.¹ With regard to migrants travelling along the Eastern route, several reports published by UN² special rapporteurs and working groups³ and Human Rights Watch in the latter half of 2022 included serious allegations of human rights abuses perpetrated by Saudi security forces against migrants, refugees and asylum seekers at the Yemen-Saudi border in the first four months of 2022: reportedly more than 400 died at the border and 600 were injured (30% of whom were women and 7% children), with survivors reportedly at risk of detention, torture and rape. The UN report found that attacks by Saudi and Yemeni forces continued throughout 2022.⁴ 2022 was also marked by reports of several boats capsizing off the coast of Djibouti, and the discovery of the bodies of 52 Ethiopian migrants in Malawi and Zambia in October and November. These discoveries prompted the Ethiopian government to reinforce its commitment to reducing irregular migration, for example by promoting efforts to repatriate nationals in dire situations abroad (including a repatriation scheme for Ethiopian migrants along the Southern route, see the *Return and reintegration* section below). Finally, in 2022, IOM's Missing Migrants Project recorded at least 1,337 fatalities and disappearances along the Central Mediterranean route, although no specific nationalities were cited.⁵

¹ Mixed Migration Centre, 'Quarterly mixed migration update: East Africa & Yemen – Quarter 2 2022', July 2022; Mixed Migration Centre, 'Quarterly mixed migration update: East Africa & Yemen – Quarter 4 2022', February 2023.

² UN document, 'Ref: AL SAU 9/2022', 3 October 2022.

³ These include: Mandates of the Special Rapporteur on extrajudicial, summary or arbitrary executions; the Working Group on Arbitrary Detention; the Special Rapporteur on the human rights of migrants; the Special Rapporteur on trafficking in persons, especially women and children; the Special Rapporteur on violence against women and girls, its causes and consequences and the Working Group on discrimination against women and girls.

⁴ Mixed Migration Centre, 'Quarterly mixed migration update: East Africa & Yemen – Quarter 4 2022', February 2023.

⁵ Ibid.

To this end, EUTF projects protected or assisted 8,049 migrants in transit (97%) and refugees and asylum seekers (3%, EUTF indicator 3.2) in 2022, bringing the total number of people protected or assisted to 90,128, including at least¹ 10,623 children. The number of people assisted remained relatively stable in 2022 compared to previous years, most of whom (63%) benefitted from medical treatments or from multiple forms of assistance (34%). 23% of 2022 beneficiaries were reached in S2 2022, all through PROTECT Danish Red Cross (implemented in partnership with the Sudanese Red Crescent Society). The project provided assistance and protection as well as food and non-food items through outreach teams and the activation of emergency response plans, benefitting 1,868 migrants travelling from the HoA, usually with the intention of reaching northern Africa.

As migrants in transit often experience various vulnerabilities, EUTF interventions have also sought to protect migrants in vulnerable situations through evacuation initiatives. To date, 955 asylum seekers have been evacuated from Libya to UNHCR's Emergency Transit Mechanism (ETM) facility in Rwanda (EUTF indicator 3.8), including 119 Somalis, Sudanese, South Sudanese, and Eritreans in 2022 (all of whom were reported in Q1 2022). Although the ETM Rwanda project and EUTF funding came to an end in March 2022, UNHCR continues to evacuate people, and the ETM in Rwanda is currently set to continue to operate until 2026 through other sources of funding.²

Finally, 826,302³ people have been reached with migration-related campaigns funded by the EUTF (EUTF indicator 3.3). To date, migration-related campaigns have mainly focused on safe and legal migration (accounting for 73% of beneficiaries), followed by risks of irregular migration (13%). 2022 represents the largest yearly output reported against this indicator since 2019, with 58,954 people (7% of the total output) reached through campaigns. These people were mainly sensitised on safe and legal migration, and mainly in Sudan (86%). S1 2022 accounts for 98% of the 2022 result, as the EU-IOM JI, which has accounted for more than 71% of results reported to date, concluded in Q3 2022. To date, the EU-IOM JI has sensitised 590,113 migrants and members of the general population on assisted voluntary return options and protection services through awareness-raising activities, including radio campaigns in Somalia (accounting for 84% of beneficiaries) and Sudan (10%).

Focus box 3: Migrants covered by the National Health Insurance Fund for the first time in Sudan – PROTECT Danish Red Cross

The PROTECT project is implemented by the Danish Red Cross and the Sudanese Red Crescent Society in four Sudanese States (Northern, Khartoum, River Nile and Red Sea). PROTECT Danish Red Cross aims to improve the protection of migrants in vulnerable situations along the Northern migratory route in Sudan through improved access to facilities, remedies, and support mechanisms. To that end, the project provides Sudanese returnees and migrants from countries such as Ethiopia, Eritrea, and South Sudan, usually intercepted by Sudanese border police, with humanitarian and psychosocial support, as well as food and non-food items (including clothes, blankets and dignity kits).

Thanks to a pilot agreement between the government of Sudan and IOM in 2019, returning migrants had the opportunity to be accepted as recipients of Sudan's National Health Insurance Fund. The PROTECT project expanded on this to cover transiting migrants, refugees, and IDPs in the national health insurance fund and provide these vulnerable groups with additional lifesaving support. The national health insurance covers around 3,100 health facilities and 2,700 pharmacies across Sudan. Thanks to advocacy work and interventions carried out by PROTECT, 2,674 people in Northern State had benefitted from health insurance, including 1,138 migrants in transit up to

¹ The age group of 48,460 beneficiaries is unspecified, while another 31,045 beneficiaries are adults (18 years and above).

² UNHCR Rwanda, 'EU increase support to people in need of international protection with additional grant of €22 million to UNHCR to operate the ETM in Rwanda until 2026', 9 February 2023.

³ The large increase compared to the S1 2022 results from historical data changes reported by EU-IOM JI.

December 2022, and in total 4,500 people (including 3,150 migrants) are expected to be insured by the end of the project (EUTF indicator 2.2).¹

Egebt, an Ethiopian migrant living in Al Dabbah town, Sudan, who is now benefitting from health coverage, highlighted: 'When we (Egebt and her children) got sick, we were unable to go to the hospital or buy medicine, as we could not afford it... Having a medical insurance card was a dream for me, as I never thought, as a migrant, that I would have one'.

Return and reintegration

Migrants from the HoA are vulnerable to numerous risks along the different popular migratory routes, as well as in countries of transit and destination. Since an agreement was signed between Ethiopia and Saudi Arabia on 30 March to deport 100,000 Ethiopians in 2022, an estimated 102,000 Ethiopian migrants² have been forcibly returned from Saudi Arabia, sometimes following long periods of detention.³ This comes at the same time as the Ethiopian government launched a repatriation scheme targeting around 12,000 of its citizens along the Eastern and Southern migration routes in 2022.⁴ A further 43,800 Ethiopian migrants are estimated to be stranded in Yemen, many of whom are expected to be under the control of smuggling networks and vulnerable to the deteriorating humanitarian situation in the country.⁵

Due to vulnerabilities of migrants in countries of transit and destination, EUTF interventions have also supported voluntary migrant returns, post-arrival assistance and reintegration efforts. Since the start of 2016, EUTF funding has supported the voluntary return of 14,507 migrants, including at least 192 minors (EUTF indicator 3.4), through two regional and two country-level programmes. In S2 2022, 367 returnees were assisted, bringing the total number of voluntary returns to 691 in 2022, representing the smallest yearly output reported to date. In 2022, the EU-IOM JI provided pre-return assistance to 654 people from across the HoA, while *Solutions pérennes* IOM assisted 37 vulnerable Ethiopian migrants with return transport from Djibouti (all in S2 2022).

In contrast, EUTF projects reported the largest and second-largest yearly outputs on migrants benefitting from post-arrival assistance and reintegration assistance respectively in 2022, in line with the growing trend of forced returns in the HoA. 26,089 returning migrants benefitted from post-arrival assistance in 2022 (EUTF indicator 3.5), representing 42% of reported results to date and bringing the total to 62,828 migrants. The majority of 2022 beneficiaries (85%) can be attributed to CRRF DIRECT Protection and Assistance, which is implemented by UNHCR and reported data to the MLS for the first time in S2 2022. The project aims to contribute to a more sustainable reintegration process for Burundian returnees by monitoring protection in all areas of return, in order to strengthen the evaluation of returnees' situations and to enhance durable reintegration processes. In 2022, the project benefitted 22,108 Burundian returnees (of whom 58% are children) with post-arrival assistance such as medical care, distribution of core relief items, or transportation to transit centres or communities of return. Two other projects contributed to the 2022 results: PROTECT Danish Red Cross, which benefitted 2,630 Sudanese returnees intercepted in Libya or Egypt and deported with food and non-food items in Northern State, Sudan, and the EU-IOM JI, which benefitted 1,351 returnees in Sudan (69%), Ethiopia (16%) and Somalia (15%) with reintegration counselling and vulnerability assessments.

Another 23,645 migrants returning to their country of origin have benefitted from reintegration assistance through EUTF funding (EUTF indicator 3.5 bis). Of these, 5,738 returning migrants were reported in 2022 by three projects, representing the largest yearly output against this EUTF indicator.

¹ PROTECT Danish Red Cross' direct and short-term assistance to migrants in transit is counted under EUTF indicator 3.2, while provision of health insurance cards is counted under EUTF indicator 2.2 due to the long-term nature of the support.

² Mixed Migration Centre, 'Quarterly mixed migration update: East Africa & Yemen – Quarter 4 2022', February 2023.

³ Mixed Migration Centre, 'Quarterly mixed migration update: East Africa & Yemen – Quarter 2 2022', July 2022.

⁴ Mixed Migration Centre, 'Quarterly mixed migration update: East Africa & Yemen – Quarter 3 2022', October 2022.

⁵ Mixed Migration Centre, 'Quarterly mixed migration update: East Africa & Yemen – Quarter 4 2022', February 2023.

As with post-arrival assistance, CRRF DIRECT Protection and Assistance contributed to more than half of the 2022 result (65%), as 3,709 people (60% of whom were adult women) benefitted from post-monitoring interviews or longer-term assistance such as psychosocial counselling, individual follow ups and/or material assistance to support durable solutions in Burundi. The EU-IOM JI provided another 2,004 returning migrants with various types of assistance including economic and psychosocial support, mainly in Sudan (47%) and Ethiopia (42%). Lastly, Sustainable Reintegration RRS reached another 25 returning migrants with occupational and livelihood skills training in Ethiopia.

Focus box 4: EU-IOM JI

The EU-IOM Joint Initiative for Migrant Protection and Reintegration in the Horn of Africa (EU-IOM Joint Initiative, or EU-IOM JI) sought to implement an 'integrated approach to reintegration' in the HoA region. It focused primarily on returnees and communities hosting returning migrants in Djibouti, Ethiopia, Somalia and Sudan. The programme's integrated approach comprised interventions aiming to address the economic, social and psychosocial dimensions of return and reintegration at the beneficiary, community and structural level. The €64.7M programme was one of the EUTF's flagship migrant support initiatives and ended in September 2022.

An endline evaluation of the EU-IOM JI found that the programme responded effectively to the needs and priorities expressed by both returnees and their host communities. On average, 93% of assisted returnees across target countries reported 'sufficient levels of economic self-sufficiency, social stability and psychosocial well-being in their community of return'. This achievement stands well above the programme's target of 70%.

The programme also reportedly built efficient synergies with the strategies, frameworks and processes of key regional actors such as IGAD and the African Union, including with IGAD's Regional Consultative Processes on Migration and with the AU-Horn of Africa Initiative on Human Trafficking and Smuggling of Migrants. For example, the EU-IOM JI supported IGAD in the ongoing development of a regional return and reintegration framework.

The evaluation underscored the sustained interest in, and commitment to, the programme among partner governments, despite the impact of the COVID-19 pandemic and other external factors on their respective agendas. In fact, the assessment found that thanks to the EU-IOM JI, partner governments have observably increased their use of data when developing policies, strategies, processes and plans related to return and reintegration. IOM's Regional Data Hub, which aims to support evidence-based strategic and policy discussions on migration, was singled out by stakeholders as being particularly effective in this regard.

The endline evaluation also identified a few areas of improvement for future programming. For example, some returnees found the economic assistance provided to be insufficient, either with regard to the total value of the assistance provided or with regard to its relevance to the beneficiary's knowledge and the local context. The assessment also found that although there were multiple examples of positive programme achievements with regard to protection, gender, people with disabilities and environmental sustainability, the intervention lacked a coherent approach in these areas.

The assessment's main recommendations for future return and reintegration initiatives are to: 1) continue working with local, national and regional stakeholders to build capacity and enhance ownership of return and reintegration responses, with continued funding, 2) strengthen community-based reintegration efforts as a key component of the integrated approach to reintegration, and 3) focus on building partnerships with service providers that have the actual or potential capacity to function without significant funding from IOM.

Institutional and staff capacity building

EUTF interventions also seek to build national and regional institutional and staff capacities on migration management (including irregular and regular migration, forced displacement, return and reintegration, trafficking in persons and smuggling of migrants). An IOM report found that 3.6 million people in the East and Horn of Africa¹ were migrant workers from within the region and 6.2 million were migrants from outside the region, based on estimates from 2019.² However, the use of irregular migration channels leaves many migrants, including women and children, vulnerable to risks such as trafficking and smuggling.³

In response, EUTF funding has built the capacity of, or provided operational support to, 1,573 institutions and non-state actors in the HoA to date, including 210 in 2022 (EUTF indicator 3.6). This represents the second-lowest yearly output to date, and accounts for 13% of results to date, likely in part because institutional capacity building projects typically target the same actors across reporting periods and there are consequently fewer new actors to report over time. In addition, key contributing projects such as the EU-IOM JI and Disrupting Criminal Networks concluded in 2022. To date, Ethiopia has received the largest share (50%) of the EUTF's institutional migration support – a trend that was also reflected in 2022 as Ethiopia received 65% of the reported support, followed by Kenya (15%) and Somalia (9%). The support reported in 2022 centred on general migration management (39%), referrals (34%) and human trafficking and smuggling (23%). The main contributor to the 2022 results (accounting for 41% of the output) was Sustainable Reintegration RRS, which reported outputs against this indicator for the first time and provided 72 regional and local government organisations with capacity development on reintegration processes and fifteen TVET or entrepreneurship institutions with capacity building to address the economic needs and reintegration of returnees in Ethiopia. Other key projects, such as the EU-IOM JI and Disrupting Criminal Networks, which have respectively contributed 42% and 15% of the total result reported to date, contributed another 23% each to the 2022 output. Disrupting Criminal Networks trained 49 national law enforcement agencies, financial institutions, judicial authorities and other actors, mainly in Kenya (59%). The EU-IOM JI supported another 48 institutions in Ethiopia (77%) and Somalia (23%) on migration management issues. Finally, 26 institutions were supported by the CRRF Urban Development Cities Alliance, GCR IGAD, CRRF ET UNHCR and CRRF KE Self-Reliance projects.

EUTF interventions also trained 7,029 individuals in 2022 (29% of whom were reported in S2 2022) to strengthen staff capacities, mainly on human trafficking and smuggling (36%) and legal migration (14%) (EUTF indicator 3.7). To date, 32,344 staff have been reached with capacity building on migration management – mainly in Ethiopia (37%) and Kenya (24%) – and besides a dip in reported results in 2020 which was associated with the COVID-19 pandemic, yearly outputs have remained relatively stable. 84% of the output reported in 2022 can be attributed to two projects: namely, BMM II and Disrupting Criminal Networks. BMM II trained 3,372 individuals on general migration management across the region, while Disrupting Criminal Networks trained 2,539 staff from financial intelligence units and private sector actors (all in S1 2022). Other sizeable outputs in 2022 included the EU-IOM JI training 570 national and local actors on legal migration, Free Movement ILO training 293 IGAD staff, labour attachés, national government experts and others on labour migration, and CRRF Urban Development Cities Alliance training 109 city, community and local government representatives on migration and urban displacement.

¹ The report's definition of the East and Horn of Africa region includes: Burundi, Djibouti, Ethiopia, Eritrea, Kenya, Rwanda, Somalia, South Sudan, Tanzania and Uganda.

² IOM, 'A region on the move 2021: East and Horn of Africa', August 2022.

³ Save the Children, 'Tipping points to turning points: How can programmes and policies better respond to the risks of child trafficking and exploitation on the central Mediterranean route', December 2022.

Migration and mobility

Finally, 75 staff from across the HoA have benefitted from trainings abroad to strengthen legal migration and mobility (EUTF indicator 3.10) thanks to EUTF funding. All 75 staff were supported by the Erasmus+ programme, including four staff from Ethiopia, Kenya and Uganda, who benefitted from the scheme in 2022 (EUTF indicator 3.10). Erasmus+ has also enabled 64 students from across the HoA to participate in an Erasmus programme to date (although none were reported in 2022).

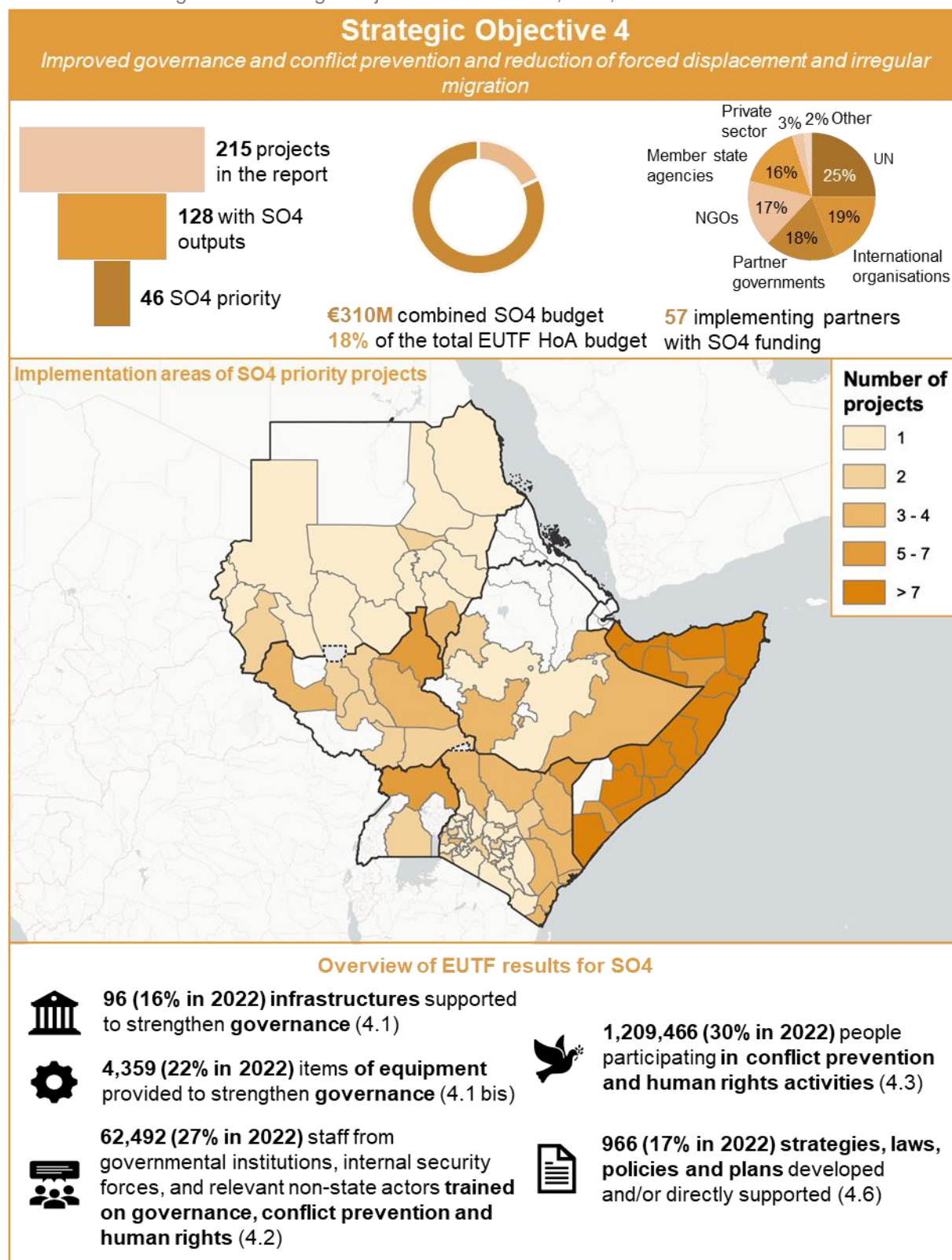
Outcome analysis 4: Migration management – Aggregated outcome analysis

For EUTF projects completed (and with endline evaluations available) after 31 December 2021, only one new outcome indicator relevant to SO3 was reported to the MLS with a baseline and endline value. As such, there are no significant updates to the original aggregated outcome analysis for SO3, which can be found [here](#)¹ and which concluded that EUTF-funded interventions appear to be contributing to positive outcomes on migration management in the HoA, through an analysis of 31 outcome indicators.

¹ https://trust-fund-for-africa.europa.eu/system/files/2022-07/eutf_hoa_s2_2021_report_0.pdf

4.2.5. IMPROVING GOVERNANCE AND CONFLICT PREVENTION

Figure 15: Strategic Objective 4 dashboard, HoA, December 2022^{1,2,3}



Following a significant increase from 2020 to 2021, violence has continued to rise in large parts of the Horn of Africa in 2022. ACLED reported a total of 8,146 events⁴ and 16,454 fatalities in 2022, compared to 7,301 events and 15,488 fatalities in 2021.^{5,6} This moderate increase is largely explained by a significant rise in both events and fatalities reported in Somalia (from 3,262 to 6,521 fatalities, for

instance), which is largely counteracted by a comparable decrease in Ethiopia (from 9,053 to 6,797 fatalities). South Sudan also continues to report approximately 2,000 fatalities resulting from violent events per year, including 2,062 in 2022. Together, these three countries account for 93% of the fatalities reported by ACLED in 2022.

Prior to 2022, civilian casualties in Somalia had generally been on the decline since 2017.⁷ However, the group intensified its activities in 2022 (partly to combat a government-led offensive against the group that began in August), with serious consequences for civilians. This includes a car bomb attack at the Ministry of Education in Mogadishu that caused the highest civilian death toll from an Al-Shabaab attack in more than five years.

In Ethiopia, fatalities have markedly decreased compared to 2021 but remain high. Although a peace deal was signed in November 2022 between the Federal Government of Ethiopia and the TPLF to end the two-year war in northern Ethiopia, the security vacuum created by the Tigray crisis has allowed instability to proliferate in other parts of the country, and pre-existing tensions continue to flare up with deadly consequences. Examples include the reported killing of approximately 400 ethnic Amhara civilians by an armed group in Gimbi District, Oromia Region, in June 2022.

Finally, in South Sudan, clashes between government forces, rebel forces and other politically affiliated armed forces, as well as intercommunal violence, all continue to destabilise the country. Examples include the killing of over 170 civilians and the rape of over 130 women and girls during clashes between government security forces and the Sudan People's Liberation Army-In Opposition in southern Unity State between February and May 2022.⁸

To contribute to peace and political stability in the region, the EUTF has contracted a diverse range of projects related to peacebuilding, governance and institutional support (Strategic Objective 4), which are collectively worth €310M or 18% of the contracted EUTF budget so far. Somalia, regional projects and Uganda have the largest portions of funding allocated to SO4-related activities relative to their overall budget, with 40%, 22% and 22%, respectively.

Conflict prevention and peacebuilding

As of 31 December 2022, 1,209,466 individuals have participated in peacebuilding and human rights activities funded by the EUTF in the HoA (EUTF indicator 4.3). 30% of this output (362,908 people) was achieved in 2022, most of which was reported in the second half of the year. The S2 2022 output (303,919 people) is one of the largest biannual results recorded for this EUTF indicator to date – second only to S2 2021, when the Kenya-EU Partnership NCTC project supported more than 400,000 Kenyans via their awareness-raising campaigns on radicalisation and extremism. Through the same activity, Kenya-EU Partnership NCTC again accounts for the largest project contribution in S2 2022, having reached an additional 115,185 people (as well as 7,113 people in the first half of the year). In total, 127,267 people participated in peacebuilding and human rights activities in Kenya in 2022, with the Cross-Border programme and CRRF KE ABLI-G accounting for the remaining outputs.

Other significant outputs delivered in 2022 include 89,047 people reached in South Sudan through interventions such as community dialogue sessions, roundtable discussions and awareness raising on

¹ EUTF funding data is valid as of February 2023, refers only to contracted (not committed) and operational projects, and has been rounded to the nearest €M.

² Projects with SO4 priority have a larger budget allocation to SO4 than to any other Strategic Objective, per the MLS portfolio analysis.

³ 24 projects are represented on the map in this visual. The map only includes projects that implement activities at the first administrative level (e.g. province, county or region). Projects that are implemented only at the national level are not included.

⁴ ACLED defines 'events' as: battles, explosions/remote violence, violence against civilians, protests, riots and 'strategic developments' (including looting/property of destruction and non-violent transfer of territory).

⁵ ACLED, 'ACLED data'. Retrieved on 27 March 2023 at <https://acleddata.com/dashboard/#/dashboard>.

⁶ These figures refer to the eight 'core' EUTF countries: Djibouti, Ethiopia, Eritrea, Kenya, Somalia, South Sudan, Sudan and Uganda.

⁷ OHCHR, 'Somalia: Türk decries steep rise in civilian casualties amid surge in Al-Shabaab attacks', 14 November 2022.

⁸ Amnesty International, 'South Sudan 2022', 2023.

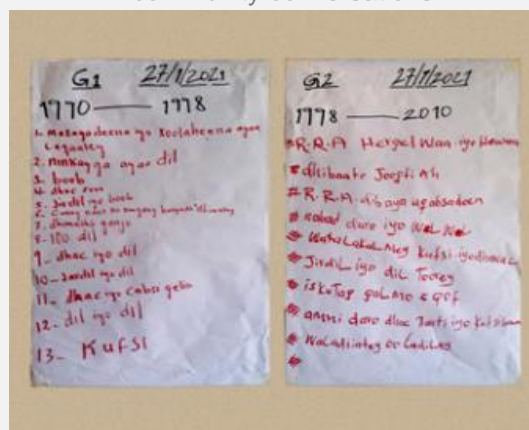
women’s rights and SGBV, and trainings for smallholders on participatory land use. 33% of the South Sudan output in 2022 (or 29,054 people) was delivered by CONFLICT RESOLUTION NCA and 29% (25,665 people) by SS Women Empowerment CORDAID, with other CONFLICT RESOLUTION and SS Women Empowerment projects, along with the SSRD programme, accounting for the remainder. In Uganda, 77,370 people (38% refugee, 31% host community¹) were reached by the SUPREME programme, the CRRF DIRECT Oxfam- and CARE-led projects, CRRF Urban Development Koboko and RED Save the Children through various interventions, including school peace clubs, community dialogue sessions, conflict mediation and household reconciliation. The CRRF DIRECT IRC project (which was the main overall contributor to this indicator in S1 2022) organised information dissemination sessions on conflict prevention and resolution that reached 40,966 beneficiaries (43% refugee, 57% host community) in Ruyigi and Muyinga Provinces in Burundi in 2022.

To date, most EUTF beneficiaries reported under EUTF indicator 4.3 have participated in activities targeting P/CVE (49% of the total output), followed by conflict prevention and peacebuilding (34%) and gender (9%). To achieve these outputs, EUTF projects have mainly relied on awareness-raising activities (which reached 83% of reported beneficiaries to date), followed by community dialogue (14% of beneficiaries), with cross-community activities, civil mediation activities and other types of interventions accounting for the remainder.

Focus box 5: Addressing security, justice and land issues through community conversations, JJP UNDP UNMPTF²

The JJP UNDP UNMPTF project, which began implementation in January 2019 and ended in December 2022, represents the EUTF’s contribution to the UN Multi-Partner Trust Fund for Somalia’s Joint Justice Programme (JJP). It sought to support the development of Somalia’s nascent formal justice system and to ‘increase access to justice for the most vulnerable’.³ One of the initiatives undertaken by the project was to support the organisation of ‘community conversations’, a well-established tool for empowering communities to engage substantively with complex issues in order to seek and implement community-led solutions.

Photo 2: Historical timeline tool used in community conversations



An assessment of the community conversations intervention found multiple instances of participants taking practical steps to address jointly identified problems. For example, in Garowe, the community in Hodan village raised the issue of frequent mobile phone thefts occurring at night. The community decided to engage the leaders of the gangs responsible for these crimes and ensure their involvement in designing a solution – a process that culminated in an observable reduction in mobile phone thefts in the village. There were also numerous examples of the communities taking steps to resolve individual cases, such as land disputes between two parties.

In Baidoa, the community went even further by seeking to address a more systemic problem: corruption in the local court system. Again, they chose to engage key stakeholders in the issue by inviting the Chief Justice and Attorney General to various sessions and discuss the functioning of the court and the prevalence of bribery in the court system. (However, it is unclear whether this led to the implementation of any concrete measures.)

¹ The remaining 31% of beneficiaries were of unspecified status.

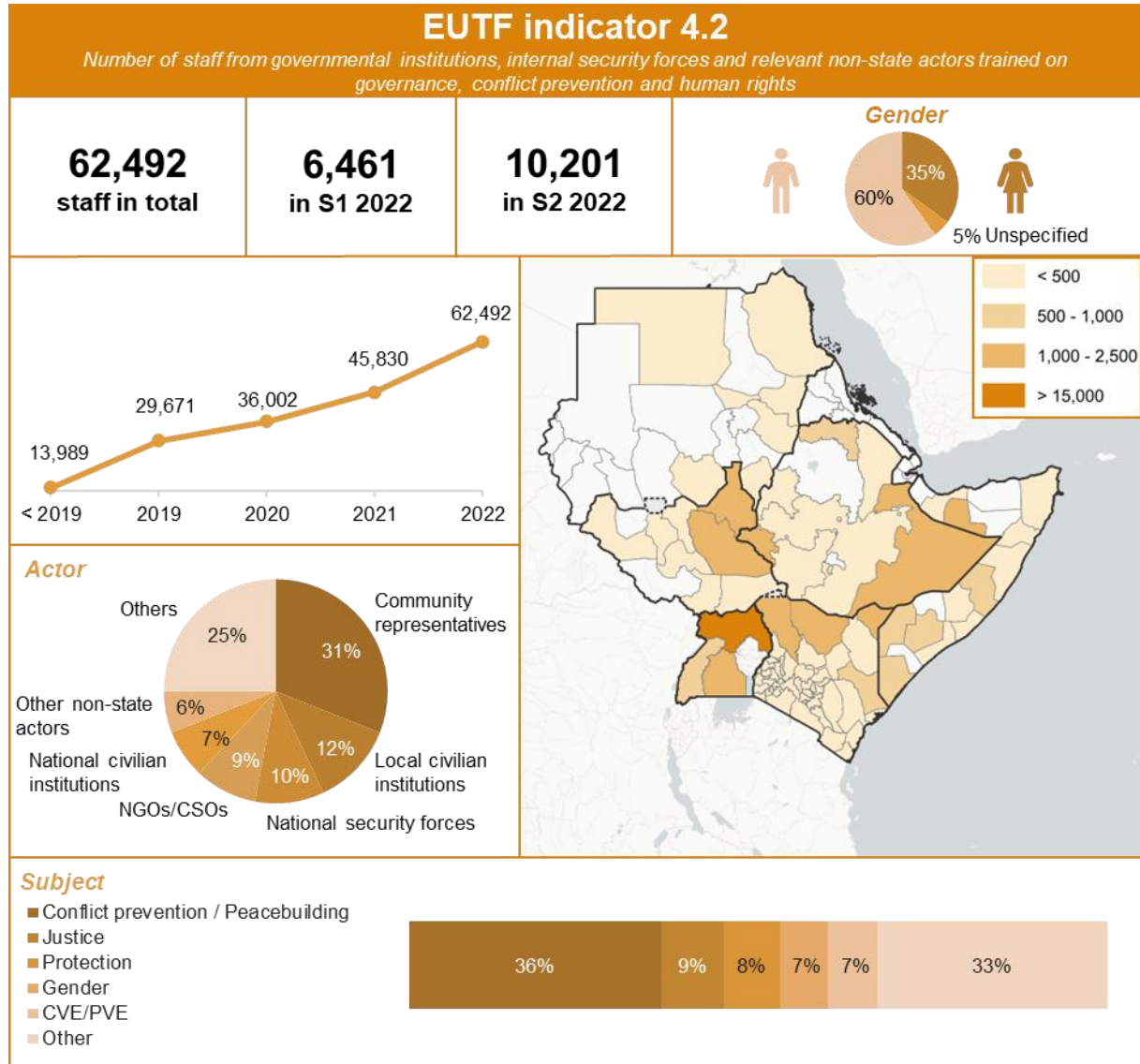
² Photo credit: UNDP.

³ JJP UNDP UNMPTF Description of Action.

Overall, the assessment found that ‘by enabling communities to reflect on their common issues and concerns, and finding solutions together, the community conversations strengthened social cohesion and gave participants a sense of the changes they can bring when they work together.’¹

Institutional capacity building and infrastructure

Figure 16: Number of staff from governmental institutions, internal security forces and relevant non-state actors trained on governance, conflict prevention and human rights (EUTF indicator 4.2), as of December 2022²



The EUTF portfolio has provided a total of 62,492 staff from state and non-state actors with capacity building on peace-, security- and governance-related skills (EUTF indicator 4.2), including 16,662 beneficiaries (27% of the total output) in 2022. This is the largest annual result reported against this indicator to date, and S2 2022 represents the largest biannual output, accounting for 16% of the total result with 10,201 staff trained. SUPREME JLOS MoJCA contributed the largest output (4,176 staff) in

¹ UNDP, ‘Community conversations: Harnessing the power of communities to solve security, justice and land issues’, April 2021.
² 44,987 beneficiaries are represented on the map. 17,178 beneficiaries do not appear on the map as the precise location of support is unknown.

S2 2022, having trained a range of actors (including community policing officers, social workers, refugee leaders and Justice, Law and Order Sector ministry officials) on topics such as alternative dispute resolution and community outreach in northern Uganda. The SS Women Empowerment CORDAID project delivered the second-largest output, with 1,392 beneficiaries of gender-related trainings that aim to increase women's participation in decision making and improve the responsiveness of local authorities to women's concerns in Jonglei and Upper Nile States in South Sudan.

The countries that account for most of the total output reported under this indicator to date are Uganda (representing 28% of the overall result, and largely focused on training local community actors on conflict-sensitive approaches to land tenure and land rights, and on training local court councils on administration of justice), Somalia (representing 26%, with many interventions aimed at improving the legal assistance, protection and security provided by legal professionals and police officers) and Kenya (representing 19%, with many activities focused on either peacebuilding and social cohesion or on P/CVE). Overall, conflict prevention and peacebuilding accounts for 36% of the total output, followed distantly by justice (9%) and protection (8%). Community representatives represent 31% of the actors trained, followed by staff from local civilian institutions (12%) and national security forces (10%).

In addition to capacity building of staff, EUTF projects have also supported institutions with material interventions, including 94 infrastructures supported to strengthen governance to date, including 13 in 2022. The 2022 output includes nine infrastructures in Somalia: six police stations and a regional court constructed by JRoL Somaliland UNDP, one community centre in Barawe and one government building in Garowe built by ILED SPD NIS. In South Sudan, the LAW-implemented SS Women Empowerment project built or rehabilitated three legal aid clinics as part of its effort to 'pursue holistic justice for [SGBV] survivors through legal representation in police stations and domestic courts'. Finally, SUPREME JLOS MoJCA opened a government-run Justice Centre Uganda office to provide free legal services to poor and marginalised communities in Yumbe District, Uganda.

Furthermore, 4,359 items of equipment have been provided to strengthen governance to date (EUTF indicator 4.1 bis), including 964 in 2022. Most notably, the annual output includes 858 items of equipment (including telecommunications equipment, solar panels, and a floating jetty) provided to various police units in Somalia by the PCFP UNOPS project, of which 432 were provided in S2 2022.

Outcome analysis 5: Improved governance and conflict prevention – Aggregated outcome analysis

29 completed EUTF projects have included outcome indicators relevant to SO4 in their logical frameworks, with a total of 156¹ indicators related to governance, conflict prevention and human rights. However, only thirteen of these indicators (from two projects) were measured after the analysis that was included in the [2021 annual report](#),² and none of these new indicators are related to aggregable thematic areas such as social cohesion and conflict prevention, which were the topics of focus in the original analysis. As such, there are **no significant updates** to the original aggregated outcome analysis for SO4, which concluded that EUTF-funded interventions have likely³ contributed to positive outcomes on social cohesion and conflict prevention in the HoA.

¹ Only outcome indicators that were identified by the MLS team as being both SMART and truly outcome-level (as opposed to high-level outputs that are sometimes categorised as outcomes in project logframes) are included in this number.

² https://trust-fund-for-africa.europa.eu/system/files/2022-07/eutf_hoa_s2_2021_report_0.pdf.

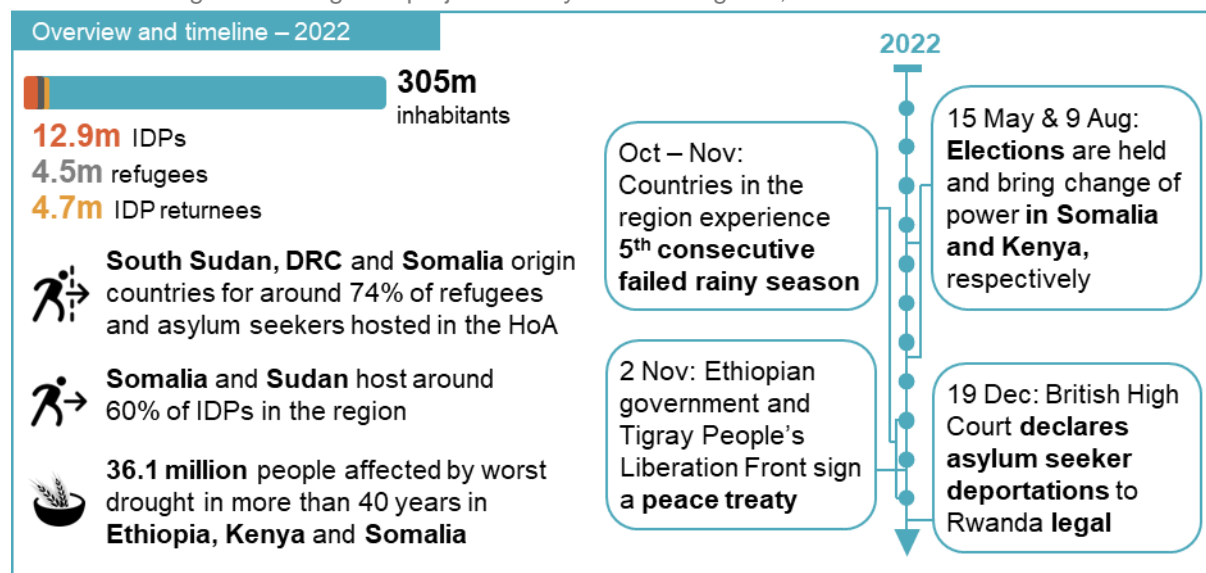
³ None of the projects used in the analysis included a control group. In the absence of such a control group, it is impossible to assess the direct contribution of the EUTF to these outcomes because the improvements could have happened without the intervention.

5. ANALYSIS BY COUNTRY

5.1. REGIONAL PROJECTS

5.1.1 REGIONAL PROJECTS IN 2022

Figure 17: Regional projects – Key facts and figures, as of December 2022¹



By the end of 2022, the HoA hosted around 12.9 million IDPs (mainly in Ethiopia, Somalia, South Sudan and Sudan), 4.5 million refugees and 4.7 million IDP returnees,² reflecting the significance of migration and transboundary development challenges in the region. Globally, 2022 marked the year where the world surpassed 100 million refugees, with the war in Ukraine largely contributing to the surge from 89.3 million in 2021.³ Nearly 5 million of the more than 100 million global refugees originate from the extended HoA,⁴ most of which are attributable to protracted conflict and climate-related factors.⁵ As previously mentioned, the number of drought-affected people in the hardest-hit countries (Ethiopia, Kenya and Somalia) increased by more than 80% between February and December 2022, with 36.1 million people affected at the end of the year, including two million new IDPs.⁶ Conflict and climate-related dynamics also caused renewed displacements in 2022, including more than 93,000 refugees who crossed from Somalia and South Sudan into Kenya and Ethiopia throughout the year,⁷ 144,200 new arrivals into Uganda mainly from the DRC and South Sudan,⁸ and 6,000 IDPs in Djibouti.⁹ In parallel, 166,383 HoA refugees¹⁰ returned to their countries of origin throughout 2022.¹¹

¹ BBC News, 'Ethiopia's Tigray conflict: Truce agreed', 2 November 2022; IOM, 'EHAGL drought response – Situation report as of 28 February 2023', 1 April 2023; Royal Courts of Justice, '[2022] EWHC 3230 (Admin)', 19 December 2022; Mixed Migration Centre, 'Quarterly Mixed Migration Update Q3 2022: East and Southern Africa', October 2022.

² IOM DTM, 'Displacement Tracking Matrix (DTM) – Data portal', Retrieved on 3 February 2023 at <https://dtm.iom.int/>; UNHCR, 'Data portal', Retrieved on 3 February 2023 at <https://data2.unhcr.org/en/situations>.

³ UNHCR, 'Refugee data finder'. Retrieved on 9 October 2022 at <https://www.unhcr.org/refugee-statistics/>.

⁴ This figure (4,915,335) includes data from all countries covered in this report, including Burundi, DRC and Rwanda.

⁵ UNHCR, 'EHAGL operational update (October – December 2022)', 17 February 2023.

⁶ UNOCHA, 'Horn of Africa drought – Regional humanitarian overview & call to action', 29 November 2022.

⁷ UNHCR, 'EHAGL operational update (October – December 2022)', 17 February 2023.

⁸ Mixed Migration Centre, 'Quarterly mixed migration update: East Africa & Yemen – Quarter 3 2022', October 2022; Mixed Migration Centre, 'Quarterly mixed migration update: East Africa & Yemen – Quarter 4 2022', February 2023.

⁹ Mixed Migration Centre, 'Quarterly mixed migration update: East Africa & Yemen – Quarter 4 2022', February 2023.

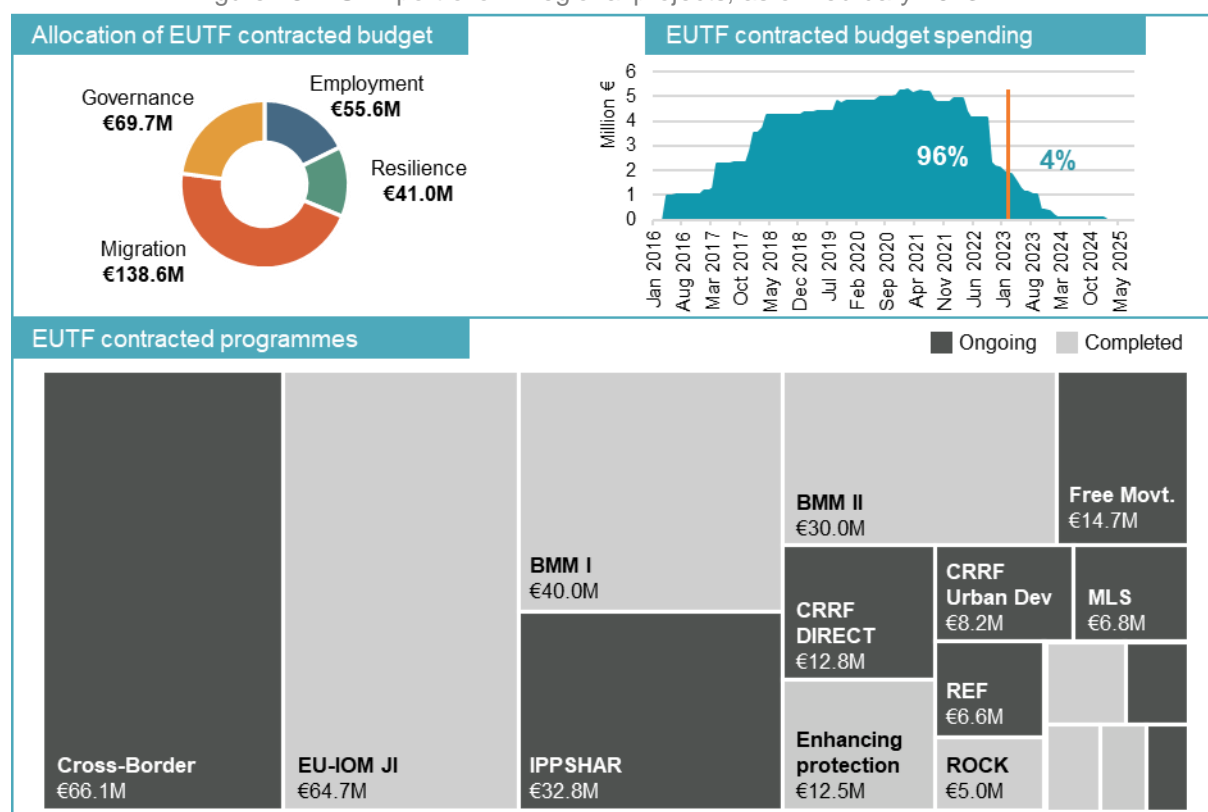
¹⁰ This figure covers refugee returns from Burundi, Djibouti, Eritrea, Ethiopia, Kenya, Rwanda, Somalia, South Sudan, Sudan, Tanzania and Uganda.

¹¹ UNHCR, 'EHAGL operational update (October – December 2022)', 17 February 2023.

At the political level, several deals were signed or enforced in 2022 to return migrants to the HoA, including an agreement between Saudi Arabia and Ethiopia outlining the return of 100,000 Ethiopian migrants,¹ a repatriation scheme targeting around 12,000 Ethiopian migrants along the Eastern and Southern migration routes,² and an agreement between the United Kingdom (UK) and Rwandan governments to deport asylum seekers (of any nationality) to Rwanda during asylum seeking applications. Although the legality of enforcing this last agreement was formally challenged multiple times, the British High Court declared the UK and Rwandan governments' five-year partnership on asylum seeker deportations legal on 19 December 2022.³

5.1.2 THE EUTF AND REGIONAL PROJECTS

Figure 18: EUTF portfolio – Regional projects, as of February 2023^{4,5,6,7}

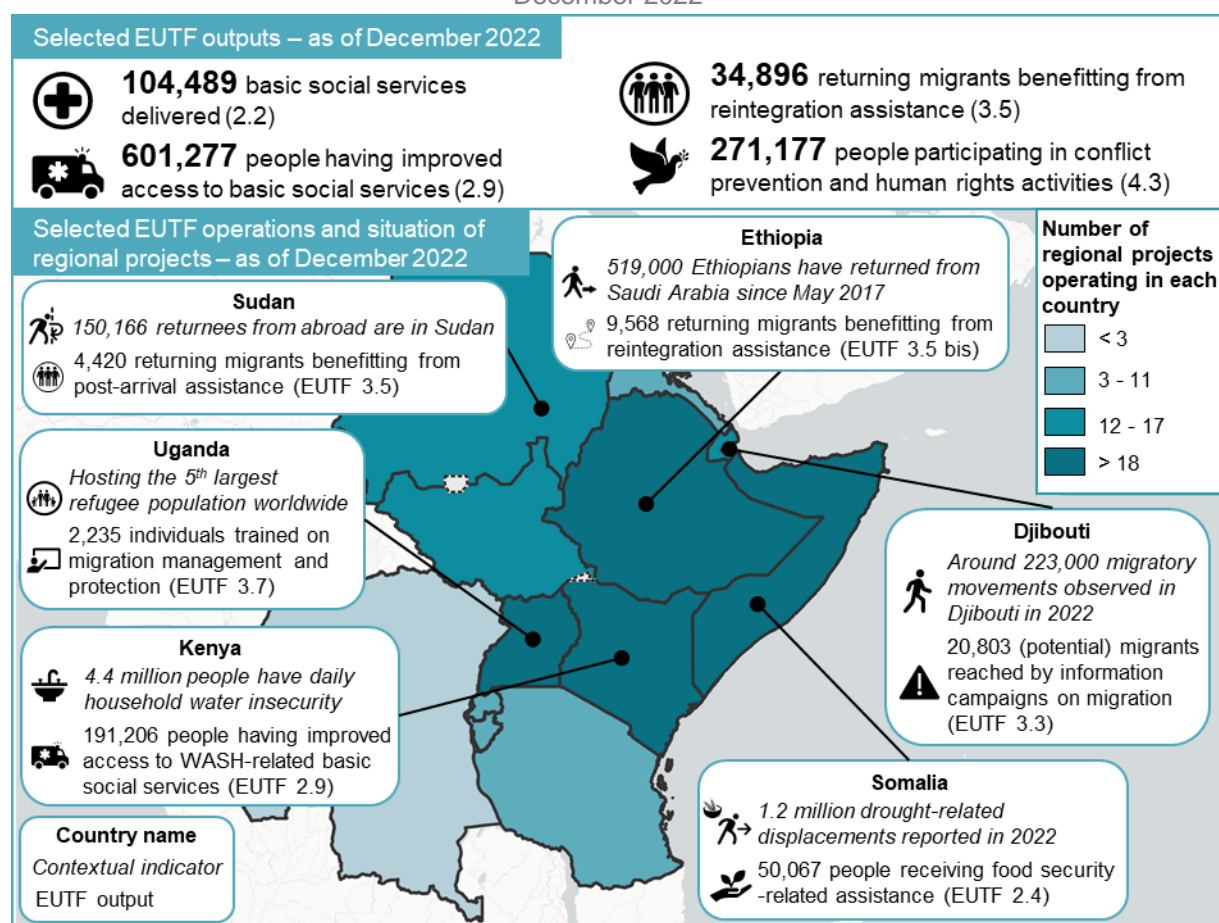


Regional contracts account for the third-largest portion (€318M) of the EUTF's portfolio in the HoA and follows closely behind the second-largest portfolio, Somalia (€319M). The regional portfolio is contracted to seventeen programmes covering 43 regional projects (including 20 in implementation and 23 completed⁸ projects) and constitutes the portfolio with the smallest portion (4%) of contracted budget

¹ Mixed Migration Centre, 'Quarterly mixed migration update: East Africa & Yemen – Quarter 2 2022', July 2022.
² Mixed Migration Centre, 'Quarterly mixed migration update: East and Southern Africa – Quarter 3 2022', October 2022.
³ Royal Courts of Justice, '[2022] EWHC 3230 (Admin)', 19 December 2022.
⁴ EUTF funding data is valid as of February 2023, refers only to contracted (not committed) and operational projects, and has been rounded to the nearest €0.1M. Possible discrepancies between cumulative programme budgets and total country budget are due to rounding.
⁵ The programmes not labelled in the 'EUTF contracted programmes' chart are: Disrupting Criminal Networks (€4.9M, completed), Erasmus+ (€3.9M), IGAD Resilience (€3.5M, completed), Self-reliance of South Sudanese refugees in the DRC (€3M, completed), and GCR IGAD (€2.8M).
⁶ Calculations for the spending chart assume that projects evenly distribute budget spending across years of implementation.
⁷ The total contracted funding amount of regional projects has decreased by almost €2M compared to the last report because some completed project budgets have been retroactively adjusted downward since the last report, in order to reflect the actual amount paid after final accounting.
⁸ 'Completed' projects refer to projects whose contracts have ended.

still to be spent.¹ The majority (44%) of regional project funding is allocated to migration management (SO3, €139M), followed by governance, security and conflict prevention (SO4, €70M), employment (SO1, €56M) and resilience (SO2, €41M).² The transboundary nature of EUTF-funded regional projects enables the implementation of a comprehensive range of interventions, including activities with direct beneficiaries (e.g. employment opportunities, resilience building, peacebuilding and migration-related support). In some cases, regional contracts have been employed to target direct beneficiaries outside the EUTF's core intervention area in order to implement country-specific interventions (in Burundi, DRC and Rwanda) for beneficiaries that would not otherwise be reached through the EUTF's country portfolios. Other activities aim at building local, national and institutional capacities to improve service delivery, at strengthening migration management and conflict prevention, and at supporting regional integration and policymaking.

Figure 19: Selected EUTF portfolio operations and outputs in the HoA – Regional projects, as of December 2022³



Economy and employment

Despite the relatively small amount of contracted funding left to be spent, regional projects collectively reported significant yearly outputs on job creation and TVET and skills development in 2022, although the majority of these outputs were delivered during the first six months of the year. In 2022, 2,596 jobs

¹ This is an estimate based on the assumption that projects evenly distribute budget spending across years of implementation.

² The remaining 4% (€13M) is allocated to cross-cutting issues.

³ IOM, 'Return of Ethiopian migrants from the Kingdom of Saudi Arabia – Annual overview 2022', January 2022; IOM Djibouti, 'Migration along the Eastern route – Trends and needs within the migration context in Southern Djibouti', November 2022; IOM DTM, 'Sudan – DTM – Mobility tracking Sudan: Round five, November 2022', 29 November 2022; UNHCR, 'EHAGL operational update (October – December 2022)', 17 February 2023; UNHCR, 'Refugee data finder'. Retrieved on 9 October 2022 at <https://www.unhcr.org/refugee-statistics/>; United States Agency for International Development, USAID, 'Horn of Africa – Complex emergency factsheet #4, Fiscal year (FY) 2023', 20 January 2023.

(22% in S2 2022) were created by regional projects (EUTF indicator 1.1), representing the second-largest annual output to date and 20% of the 12,914 jobs created thus far. In the regional portfolio, job creation has mainly benefitted men, accounting for 75%¹ of beneficiaries to date and 73% in 2022. The emphasis on men may partially be explained by the fact that the EU-IOM JI has contributed 88% of the collective job creation output under the regional portfolio to date. The EU-IOM JI provides reintegration assistance to returning migrants along the three dimensions of reintegration identified by IOM (economic, social and psychosocial), and men usually account for most international migrants originating from the HoA. For example, in 2022, men represented 69% of Ethiopian and Somali arrivals in Yemen.²

Thus far, most job creation beneficiaries have been reported in Ethiopia (45%), which is the country of origin of the vast majority of irregular migrants and returnees from the region, Sudan (26%) and Somalia (10%)³. This trend is reflected in the 2022 result, with Ethiopia accounting for 35% of this year's beneficiaries, followed by Sudan (24%), Somalia (15%) and Rwanda (13%). Five projects contributed to the 2022 achievement, with the majority (59%) of the output being attributable to the EU-IOM JI, which supported 1,521 men (86%) and women (14%) to find employment through reintegration assistance, mainly in Ethiopia (47%) and Sudan (41%). Of the remaining projects, Cross-Border BORESHA III DRC employed 499 people in cash-for-work activities in rural areas of Ethiopia, Somalia and Kenya, CRRF DIRECT Maison Shalom supported the employment of 325 people in different trades in Rwanda, CRRF DIRECT IRC supported job creation for 244 refugees and host community members in Burundi through income-generating activities and CRRF Urban Development IRC provided stipends to seven gender-based violence (GBV) workers in Assosa town, Ethiopia, in 2022.

EUTF regional projects also delivered their second-largest yearly output on professional trainings (TVET) and skills development in 2022, with 1,339 refugees (40%) and host communities (33%)⁴ reached (of whom 308 were reported in S2 2022, EUTF indicator 1.4). This corresponds to 20% of the 6,836 people reached to date. Thus far, young people between the ages of 15 and 24 years old have accounted for at least 51%⁵ of beneficiaries, including 18% in 2022. 60% of the 2022 achievement was reported in Rwanda, thanks to the CRRF DIRECT programme reaching a collective 805 refugees (55%) and host community members (45%). Specifically, CRRF DIRECT GIZ provided 639 people with skills development or TVET support, and CRRF DIRECT Maison Shalom trained 169 youths aged between 15 and 34 years old in different trades.

Resilience and basic social service delivery

In 2022, EUTF-funded regional projects achieved remarkable progress on resilience-related activities (SO2), accounting for more than half of the results to date (and the largest annual outputs reported to date) on the delivery of, and improving access to, basic social services (EUTF indicators 2.2 and 2.9). 2022 accounts for 52% of basic social services delivered by regional projects to date, representing 54,601 of 104,489 basic social services delivered (EUTF indicator 2.2) thus far (of which only 9,746, or 18%, were reported in S2 2022). The size of this output is largely attributable to the Self-Reliance of South Sudanese refugees in the DRC project paying medical expenses for 38,294 refugees (93%) and host community members (7%) in refugee-hosting areas in DRC, all in Q1 2022. Another sizeable contribution was reported by CRRF DIRECT IRC, which delivered 7,618 protection services benefitting host community and refugee children and 502 female refugee GBV survivors with response services in Burundi. As such, more than half of regional service delivery interventions have benefitted projects targeting countries outside the EUTF's defined 'core' HoA countries, with Burundi and the DRC having

¹ While 13% benefitted women, another 12% are unspecified.

² IOM DTM, '2022 migrant movements between the Horn of Africa and the Arabian Peninsula: January to December 2022', 10 February 2023.

³ The remaining were reported in Rwanda (3%), Burundi and Kenya (2% in each), DRC (1%), and Djibouti, Eritrea, South Sudan and Uganda (less than 1% in each), while 12% are unspecified.

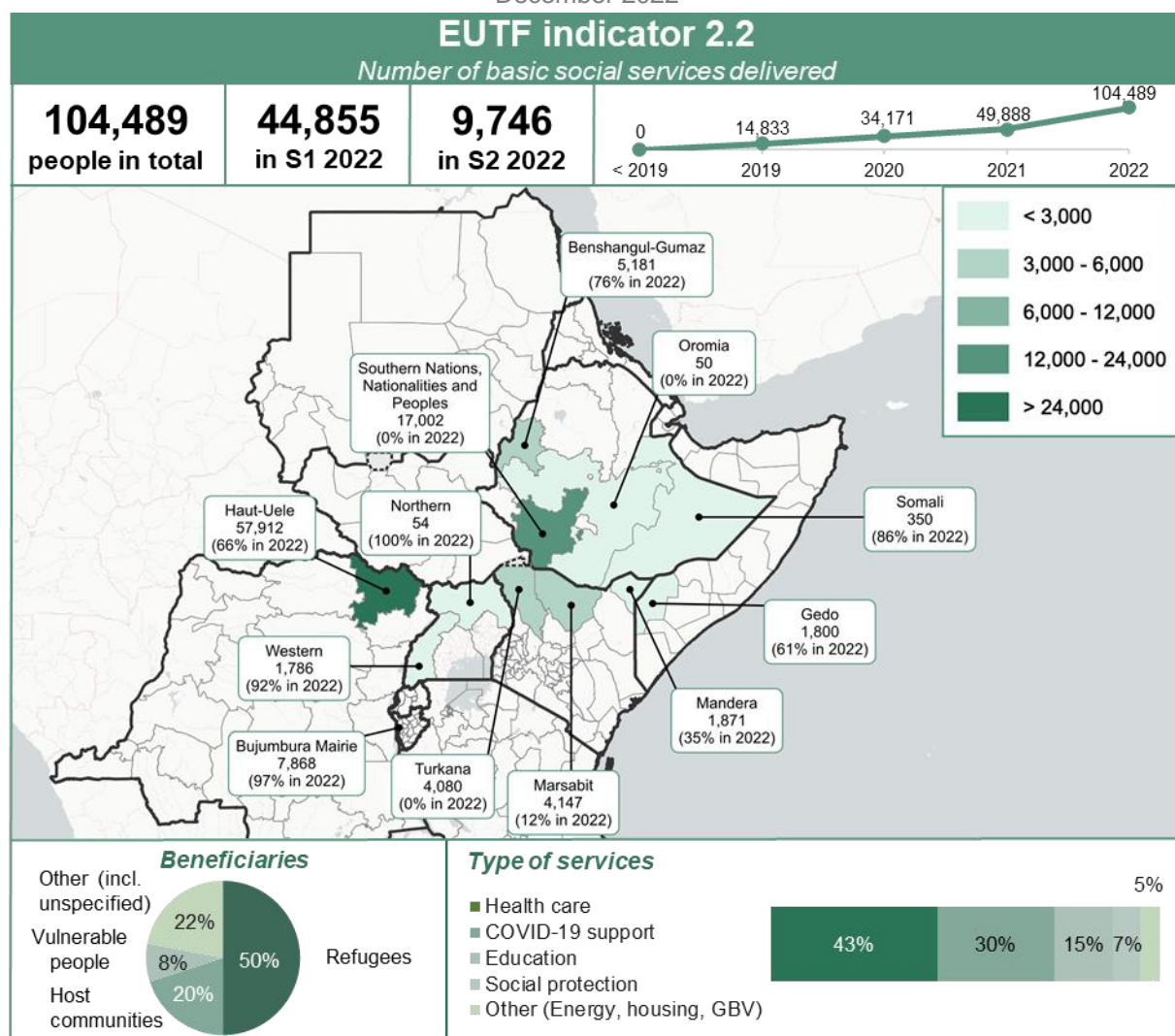
⁴ The remaining 27% are unspecified.

⁵ Another 38% are either unspecified adults (18+) or unspecified youth (under 35 years).

received 64% of services historically and 75% in 2022. The relevant projects in these countries have largely targeted refugees and asylum seekers and, as a result, refugees represent 50% of beneficiaries to date and 69% in 2022.

Five other projects contributed to the 2022 results, including CRRF Urban Development IRC, which delivered another 3,923 services benefitting students (with material support) or GBV survivors (with material support – including dignity kits – or psychosocial support) in Assosa town, Benishangul-Gumuz Region, Ethiopia, and Cross-Border BORESHA III DRC provided 2,060 COVID-19-related WASH supplies in cross-border areas of Ethiopia, Kenya and Somalia.¹ CRRF DIRECT Oxfam (1,650 beneficiaries), Cross-Border VSFG (500) and CRRF Urban Development Koboko (54) account for the remainder of the 2022 output.

Figure 20: Number of basic social services delivered (EUTF indicator 2.2), Regional projects, as of December 2022²



To date, 601,277 people have benefitted from improved access to basic social services (EUTF indicator 2.9). 2022 accounts for 60% of the results reported to date (or 361,709 people, of whom 39% were reported in S2 2022), and most of the annual output was reported in Ethiopia (63%) and Kenya (27%). Improved access to WASH facilities accounts for 76% of the support delivered to date, and for 90% of the support provided in 2022. Cross-Border BORESHA III DRC (61%) and CRRF Urban Development

¹ The remaining three projects contributing to 2022 results were CRRF DIRECT OXFAM (3%), Cross-Border VSFG (1%) and CRRF Urban Development Koboko (less than 1%).

² 1,724 basic social services are unspecified and not represented in the map.

IRC (32%) reported the majority of beneficiaries of improved access to WASH facilities in 2022. The former improved access to key water sources by rehabilitating or expanding water infrastructures such as boreholes and dams for 200,254 people in cross-border areas of Ethiopia (53%), Kenya (43%) and Somalia (4%), following the identification of water as a key issue in cross-border conflicts. Meanwhile, CRRF Urban Development IRC improved access to piped water for 74,000 people and sanitation facilities for 31,880 people in Assosa town, Benishangul-Gumuz Region, Ethiopia.

Across all interventions aimed at improving access to basic social services within sectors such as health, WASH, education, COVID-19 and others, eight projects contributed to the 2022 achievement, with the majority attributed to Cross-Border BORESHA III DRC (56%) and CRRF Urban Development IRC (29%). Regional projects also reported the second-largest output on improving service delivery in 2022 (following the largest yearly output reported in 2021). Three regional programmes (through twelve projects) have contributed to the 7,702 staff trained to strengthen service delivery thus far (EUTF indicator 2.8) – namely, the CRRF DIRECT (47%), Cross-Border (34%), and CRRF Urban Development (19%) programmes. In 2022, these three programmes (through eight projects) continued their support and strengthened the capacities of 2,235 staff, mostly on legal assistance (40%), of whom 28% were supported in S2 2022. The key contributing project in 2022 was CRRF DIRECT IRC, which trained 901 Child Protection Committee members on refugee law and child protection in Bujumbura Mairie Province, Burundi (all in S1 2022). Two other projects under the CRRF DIRECT programme trained 258 district and sub-county staff (CARE) and 257 community actors in forest, water or environmental management (Oxfam). Meanwhile, the CRRF Urban Development programme trained a collective 536 people in Ethiopia (53%, IRC) and Uganda (47%, ACAV and Koboko) and the Cross-Border programme (BORESHA III DRC and VSFG) trained a collective 283 staff across Ethiopia (50%), Somalia (43%) and Kenya (7%).

The CRRF DIRECT and CRRF Urban Development programmes also contributed to making 2022 the year in which the most local development plans were directly created or supported through the EUTF's regional portfolio. 40 of the 52 local development plans supported to date were reported in 2022, mainly in Uganda (85%), Burundi (13%) and Somalia (2%, EUTF indicator 2.1). The majority (29) of these plans concerned environmental topics such as natural resource management, forest restoration and waste management, while another six plans concerned urban planning and five were on child protection. More than half (23) resulted from CRRF DIRECT Oxfam's interventions in Isingiro and Kyegegwa Districts, Uganda, where the project developed fourteen forest restoration plans and nine community natural resource management and action plans. The project aims to strengthen local disaster risk management capacities and reduce negative environmental and socio-economic impacts in southwestern Uganda, due to increased environmental degradation and resource competition resulting from an influx of refugees to the two refugee-hosting districts (Kyegegwa and Isingiro).

Food security

The EUTF's regional portfolio has also conducted food security-related interventions in response to ongoing food security challenges in the HoA. However, in 2022, the smallest yearly output from regional interventions to date was reported against EUTF indicator 2.4 (people receiving food security assistance). This may partly be explained by the end of Cross-Border VSFG in April 2022, as the project has contributed 34% of the total result thus far. Similarly, other key contributing projects such as BORESHA DRC I and II were both completed before 2022 and have collectively contributed to 58% of food security-related assistance to date. In 2022, these projects were replaced by the Cross-Border BORESHA III DRC, which accounted for 40% of the 2022 result, while Cross-Border VSFG contributed to 42% of the annual achievement through its final four months of implementation.

Accordingly, 20,786 people received food security-related assistance from EUTF regional projects in 2022 (of whom 25% were reported in S2 2022, EUTF indicator 2.4), accounting for 8% of the 245,074 people assisted to date. In 2022, reported beneficiaries mainly received veterinary services (excluding vaccinations, 42%) and livestock vaccinations (38%). The veterinary services interventions other than

vaccinations were all delivered by Cross-Border VSFG, which targeted 8,715 household members with animal treatments in cross-border areas of Southern Nations, Nationalities and Peoples (SNNP) Region in Ethiopia. Throughout 2022, Cross-Border BORESHA III DRC assisted another 8,284 people with livestock vaccinations and deworming, weather-based insurance, and livestock-related trainings in Ethiopia, Kenya and Somalia. Two other projects contributed to the annual result: CRRF DIRECT CARE trained 3,537 landowners or users on improved soil fertility in Kamwenge and Kikuube Districts, Uganda, and CRRF Urban Development Koboko provided either agricultural start-up kits or training on agricultural practices to 250 host community members (62%) and refugees (38%) in the refugee-hosting district of Koboko, Uganda.

In 2022, 72,903 people (20% in S2 2022) were reached by sensitisation campaigns on resilience-building practices (EUTF indicator 2.7), covering topics such as land, water, energy and environmental management (accounting for 61% of campaign beneficiaries), WASH (28%) and health care (8%). This accounts for 11% of the 661,479 people reached thus far, with 65% of all beneficiaries having been reached by COVID-19-related campaigns in 2020. 69% of the 2022 result was reported in Uganda through CRRF DIRECT CARE and Oxfam and CRRF Urban Development Koboko, followed by Ethiopia (30%) through CRRF Urban Development IRC.¹ CRRF DIRECT CARE reached the majority of its beneficiaries by training 38,099 refugees (70%) and host community members (30%) on restoration interventions and resource use and management in Kamwenge and Kikuube Districts, Uganda.

National and local-level capacity building

In response to continued migration flows in and out of the HoA, regional projects have also focused on providing trainings, operational support and other interventions targeting migration management, in order to build the capacities of relevant actors. Following the largest semester output on staff trained on migration management and protection reported since the pandemic in S1 2022 (4,949 people trained, EUTF indicator 3.7), the second semester of 2022 saw a dip in outputs with 1,955 people trained. Throughout the EUTF's regional portfolio, 29,047 staff have been trained to date on general migration management (40%), legal migration (20%) and human trafficking and smuggling (15%),² mainly in Ethiopia (31%) and Kenya (26%).³ Similarly, the 6,904 beneficiaries reported in 2022 were mainly reached in Kenya (41%), followed by Ethiopia (15%). While BMM II was responsible for 3,372 individuals (36% of whom were women) trained on migration management across the HoA in 2022, Disrupting Criminal Networks CIVIPOL trained 2,382 Kenyan private sector and financial service actors and another 157 individuals (all in S1 2022 when the project came to an end) from across the HoA on human trafficking and smuggling to promote anti-money laundering and improve capacities related to financial investigations. Of the remaining projects contributing to the 2022 results, EU-IOM JI built the capacity of 570 relevant staff on return and reintegration and Free Movement ILO trained and sensitised 293 parliamentarians, labour attaches and other policymakers from across the HoA on legal migration and the rights of migrant workers. Finally, CRRF Urban Development Cities Alliance trained 109 community representatives, local government representatives and administrators, and refugee-led organisations on the role of secondary cities in migration and refugee issues, and GCR IGAD trained 21 government officials on refugee protection. GCR IGAD also supported the convening of one ministerial and one experts' meeting on the Djibouti declaration on refugee education. The main outcome of these meetings was the adoption of a regional roadmap for the development of a regional qualifications framework to further implement the declaration in the region.

In parallel, 118 (41% in S2 2022) national civilian institutions (47%) and other institutions or cities (53%) were strengthened through capacity building or operational support on protection and migration management in 2022 (EUTF indicator 3.6), representing the smallest annual output since 2018 and 9%

¹ The remaining 1% were reached in Burundi, Kenya and Somalia through CRRF DIRECT IRC, Cross-Border BORESHA III DRC and Cross-Border VSFG.

² The remaining 26% of trainings are unspecified.

³ The remaining beneficiaries were trained in Sudan (13%), Somalia (9%), Uganda (8%), Djibouti (4%), South Sudan (2%), Eritrea (1%) and Tanzania (less than 1%) and 7% are unspecified.

of the 1,375 institutions and actors supported to date. This trend could be explained by the fact that EU-IOM JI and Disrupting Criminal Networks CIVIPOL, which have contributed to 48% and 17% of overall outputs, came to an end during 2022, meanwhile the BMM I and II projects had also come to an end (the latter of which also in 2022) and contributed to 28% of outputs to date. In 2022, more than half of the reported support concerned general migration management (53%), followed by human trafficking and smuggling (41%) and legal migration (6%), mainly in Ethiopia (38%), Kenya (26%) and Somalia (16%)¹. Ethiopia is also the main country of support to date (46%). Disrupting Criminal Networks CIVIPOL and EU-IOM JI accounted for 83% of beneficiaries reached in 2022, with both projects concluding before the end of the year. Disrupting Criminal Networks CIVIPOL trained 49 national actors, including national law enforcement agencies, financial institutions and judicial authorities on human trafficking and smuggling across the HoA, while the EU-IOM JI trained 48 government actors and other relevant partners on return and reintegration and the implementation of standard operating procedures (SOPs) in Ethiopia and Somalia. The EU-IOM JI was also the only project that contributed to S2 2022 results against EUTF indicator 3.6, despite having ended at the end of Q3 2022.

The regional portfolio has also sought to strengthen peacebuilding processes and conflict prevention in the HoA through awareness-raising initiatives and capacity building. The second-largest annual output on people participating in conflict prevention and human rights activities was reported in 2022 (EUTF indicator 4.3). In 2022, 62,715 people (of whom 59% were reported in S2 2022) were engaged in mostly conflict prevention and peacebuilding (94%), accounting for 23% of the 271,177 people reached thus far. Host communities accounted for the majority of 2022 beneficiaries (40%), followed by refugees (30%) and vulnerable non-displaced communities (24%),² although historically this last group has received most of the reported support thus far (44%).

In 2022, most beneficiaries of awareness raising on conflict prevention and peacebuilding were reached in Burundi (65%), thanks to the CRRF DIRECT IRC project, which engaged 40,886 refugees and host community members on conflict prevention and resolution to enhance social cohesion and 80 youths on socio-recreative activities, in camps and surrounding communities in Muyinga and Ruyigi Provinces. Other projects under the CRRF DIRECT programme reached 2,948 committee members and community actors on environmental protection, peaceful co-existence, conflict mitigation and peacebuilding (Oxfam) and 651 host community members on awareness raising on natural environment laws and natural resource conservation (CARE), all in Uganda. The Cross-Border programme (including PACT RASMI II, PACT SEEK II and BORESHA III DRC) collectively reached another 15,746 beneficiaries in cross-border areas of Ethiopia (64%), Kenya (29%) and Somalia (7%). The majority of these beneficiaries were reached through PACT SEEK II's intracommunity dialogues, trainings and consultative meetings for 12,542 individuals and 209 police officers, followed by similar activities conducted by RASMI II engaging 2,593 individuals and 30 police officers. BORESHA III DRC reached another 372 individuals, including youths, through community dialogues, cross-border peace committees and conflict-sensitive trainings on peace and resource-related conflicts. Lastly, CRRF Urban Development Koboko conducted community dialogues and awareness-raising campaigns on protection, human rights and peaceful co-existence that reached 2,404 people in Koboko Municipality, Uganda.

A downward trend can be observed on capacity-building efforts since 2019, largely because several key contributing projects to the 11,134 staff trained to date (EUTF indicator 4.2) ended years ago. These projects include BMM I (which contributed to 16% of the total output), Cross-Border PACT RASMI (15%), Cross-Border BORESHA DRC (12%) and Cross-Border PACT SEEK (7%). As a result, the smallest annual output to date was reported in 2022, with 5% of results achieved and 587 staff trained (49% of whom were reported in S2 2022). IPPSHAR reached the most 2022 beneficiaries (37%) by training 216 people on integrated border management in Kenya, on risk analysis in Ethiopia, and on

¹ The remaining institutions were supported in Uganda (4%), Djibouti, South Sudan and Sudan (3% in each) and Tanzania (1%) and 6% are unspecified.

² The remaining 24% are unspecified.

social media and technology as a recruitment tool for terrorist groups in Uganda, and by implementing capacity-building activities for the Intergovernmental Authority on Development's (IGAD) Conflict Early Warning and Response Mechanism in Djibouti. Cross-Border PACT SEEK II trained another 149 CSO staff, local institutions and other trainees through intracommunity dialogues and awareness raising sessions to support Conflict Early Warning and Rapid Response Mechanisms in cross-border areas of Ethiopia. The remaining 222 people were trained through Cross-Border PACT SEEK II (25% of the total annual output), Cross-Border BORESHA III DRC (16%), CRRF DIRECT DRC (11%), and CRRF Urban Development Koboko (8%). In 2022, most staff were trained on general conflict prevention and peacebuilding (44%) and security (27%).

National and regional integration and policymaking

In 2022, the EUTF regional portfolio made significant contributions to strengthening or developing national, regional and international frameworks with the purpose of addressing regional stability, integration and development challenges in the HoA. Throughout the year, 58 national (62%), international (24%), regional (10%) and local (4%) policies or strategies were developed or directly supported (53% of which in S2 2022, EUTF indicator 4.6), constituting the largest annual output reported to date and 30% of the 195 frameworks reported thus far. This significant annual output is largely attributable to interventions implemented by BMM II (36%), Free Movement ILO (29%) and CIVIPOL's Disrupting Criminal Networks (22%)¹. BMM II developed or directly supported 21 national SOPs or protocols related to human trafficking and smuggling, Free Movement ILO prepared and published seventeen national policy briefs or papers on legal migration across the HoA (all in Q4 2022), and Disrupting Criminal Networks CIVIPOL supported thirteen long-term policies and formal agreements on human trafficking and smuggling through an international seminar promoting information exchange in various countries across the HoA (all in S1 2022). Another key project seeking to strengthen regional integration is the ongoing Free Movement IGAD project, which aims to support the establishment of a free movement regime in the IGAD region.

Focus box 6: Establishing a free movement regime in the IGAD region (Free Movement IGAD)

In 2017, IGAD member states launched a joint effort to establish a free movement regime in the IGAD region (Djibouti, Ethiopia, Kenya, Somalia, Uganda, Sudan and South Sudan). The EUTF-funded Free Movement programme aims to facilitate this process by supporting the adoption of the IGAD Protocols on Free Movement of Persons and on Transhumance.

Both Protocols were endorsed on 26 February 2020 by the IGAD Committee of Ambassadors. On 24 June 2021, the IGAD Council of Ministers of Foreign Affairs formally adopted the Protocols and their implementation roadmaps, as a necessary step before the signing and ratification of the same. The adopted roadmap for the implementation of the Protocol on Free Movement of Persons outlines four phases to be progressively achieved:

1. The right of entry and abolishment of visa by 2028
2. The right to movement of workers by 2031
3. The right to residence by 2034
4. The right to establishment by 2037

The aim of the Protocol on Transhumance is to exploit the full social and economic potential of the pastoral system by:

1. Allowing free, safe and orderly cross-border mobility of transhumant livestock and herders to access water and pasture as an adaptation mechanism to climate change and weather variability within the IGAD region;

¹ The remaining 13% or seven frameworks were attributed to CRRF DIRECT CARE and GCR IGAD (two each) and Cross-Border BORESHA III DRC, CRRF DIRECT DRC and IPPSHAR (one each).

2. Committing Member States to invest adequate resources to pastoral regions and competent institutions managing transhumance; and
3. Harmonising national laws and policies related to livestock and pastoral development, land use and governance, disease control and cross-border measures.

IGAD member states are now pursuing the next steps of signing and ratifying the Protocols. To this end, in 2022 the Free Movement programme coordinated effective consultative processes culminating in the signing of both Protocols by three member states: the Republic of Sudan on 8 June, the Republic of South Sudan on 17 June, and the Federal Democratic Republic of Ethiopia on 30 November. The Republic of Djibouti also signed the Protocol on Transhumance. In principle, once the Protocols are signed, the onus is on the member states to implement them at national level, but in practice IGAD's support will be critical to the success of the process. Challenges already identified include misalignments between national laws and the Protocols' requirements (e.g. on visa entry), document fraud, peace and security concerns (including contraband goods and transnational organised crime), and a lack of institutional capacity and infrastructural development. To continue sensitising high-level policymakers of the signatory governments, national policy meetings will be conducted on the Protocols and their ratification, domestication and implementation. To facilitate this interface, IGAD has established offices in each member state, headed by Heads of Mission.

For the remaining member states (Uganda, Somalia, Kenya and Djibouti), the project will continue to promote the signing of the Protocols by presenting them to the member states at the IGAD Council of Ministers' sessions, and by organising and mediating national policy meetings. The Protocols will only become mandatory if ratified by four member states – a process that could be slowed by political tensions, competing priorities and other challenges, as illustrated during the presentation of the Protocol on Free Movement of Persons at the 48th Session of the IGAD Council of Ministers, held on 30 November 2022. For instance, one member state agreed to sign the Protocol on Transhumance only, while others, who had new ministers in office, requested more time to study the Protocols, as well as additional presentations by the project to get acquainted with the proposed legislation.

5.1.3 REGIONAL PROJECTS AND THE EUTF COMMON OUTPUT INDICATORS

The following table presents an overview of the results achieved by the EUTF regional projects in the Horn of Africa.

Table 5: EUTF common output indicators for regional projects, as of December 2022^{1,2,3}

EUTF Indicator	2016-2018	2019	2020	2021	S1 2022	S2 2022	Total	Trend
1.1 Number of direct jobs created or supported	958	1,523	5,863	1,974	2,019	577	12,914	
1.2 Number of MSMEs created or supported	180	1,537	3	26	44	71	1,861	
1.3 Number of people assisted to develop income-generating activities	4,323	13,075	8,477	8,389	2,110	1,425	37,799	
1.4 Number of people benefitting from professional trainings (TVET) and/or skills development	0	1,090	334	4,073	1,031	308	6,836	
1.5 Number of industrial parks and/or business infrastructures constructed, expanded or improved	0	0	0	3	2	2	7	
2.1 Number of local development plans directly supported	0	0	0	12	20	20	52	
2.1 bis Number of social infrastructure built or rehabilitated	1	549	811	583	153	30	2,127	
2.2 Number of basic social services delivered	0	14,833	19,338	15,717	44,855	9,746	104,489	
2.4 Number of people receiving food security-related assistance	37,333	61,254	58,519	67,183	15,489	5,297	245,074	
2.5 Number of institutions that adopt local disaster risk reduction strategies	0	0	0	8	1	4	13	
2.6 Hectares of agricultural and pastoral ecosystems where sustainable management practices have been introduced with EU support	0	178	0	2,068	107	142	2,495	
2.7 Number of people reached by sensitisation campaigns on resilience-building practices and basic rights	34,857	39,300	426,935	87,484	58,544	14,359	661,479	
2.8 Number of staff from local authorities and basic service providers benefitting from capacity building to strengthen service delivery	193	1,440	407	3,427	1,606	629	7,702	
2.9 Number of people having improved access to basic services	0	115,833	29,659	94,076	222,245	139,464	601,277	
3.2 Number of migrants in transit, refugees/asylum seekers and IDPs protected and/or assisted	6,460	11,670	1,447	1,061	252	0	20,890	
3.3 Number of (potential) migrants reached by information campaigns on migration	505,040	123,676	24,721	13,690	51,964	16	719,107	
3.4 Number of voluntary returns supported	3,709	1,946	1,748	1,743	324	330	9,800	
3.5 Number of returning migrants benefitting from post-arrival assistance	4,856	3,266	945	2,370	13,589	9,870	34,896	
3.5 bis Number of returning migrants benefitting from reintegration assistance	4,931	2,739	2,747	2,739	2,858	2,855	18,870	
3.6 Number of institutions strengthened on migration management	163	310	414	370	70	48	1,375	
3.7 Number of individuals trained on migration management	5,762	7,087	1,981	7,313	4,949	1,955	29,047	
3.8 Number of persons of concern benefitting from evacuation and resettlement assistance or other durable solutions for evacuees	0	306	213	317	119	0	955	
3.10 Number of people benefitting from legal migration and mobility programmes	0	19	72	44	3	1	139	
4.1 Number of infrastructures supported to strengthen governance	53	14	0	0	0	0	67	
4.2 Number of staff trained on governance, conflict prevention and human rights	1,714	5,574	1,794	1,465	202	385	11,134	
4.3 Number of people participating in conflict prevention and human rights activities	1,120	23,579	150,754	33,009	25,944	36,771	271,177	
4.6 Number of strategies, laws, policies and plans developed and / or directly supported	41	28	23	45	27	31	195	
5.1 Number of multi-stakeholder groups and learning mechanisms formed and regularly gathering	48	26	37	21	12	2	146	
5.2 Number of planning, monitoring, learning, data collection and analysis systems set up, implemented and / or strengthened	8	6	25	13	7	8	67	
5.3 Number of field studies, surveys and other research conducted	136	40	125	78	107	43	529	
5.4 Number of regional cooperation initiatives created, launched or supported	21	12	9	14	13	1	70	
6.1 Number of pandemic-related supplies provided for COVID-19 response	0	0	117,862	45,785	9,580	0	173,227	
6.2 Number of people directly benefitting from COVID-19 activities	0	0	28,961	39,912	2,277	2,431	73,581	
6.3 Number of entities benefitting from COVID-19 activities	0	0	141	43	20	0	204	

¹ Data in this report is not comparable with reports prior to S1 2020 due to the application of methodological changes (more information on this process can be found in the S1 2020 report). However, all MLS data (including historical data) has been adapted to the new methodological notes where possible, and therefore all data included in this table is fully comparable across reporting periods. In some cases, data that could not be changed or adapted was taken out to ensure comparability.

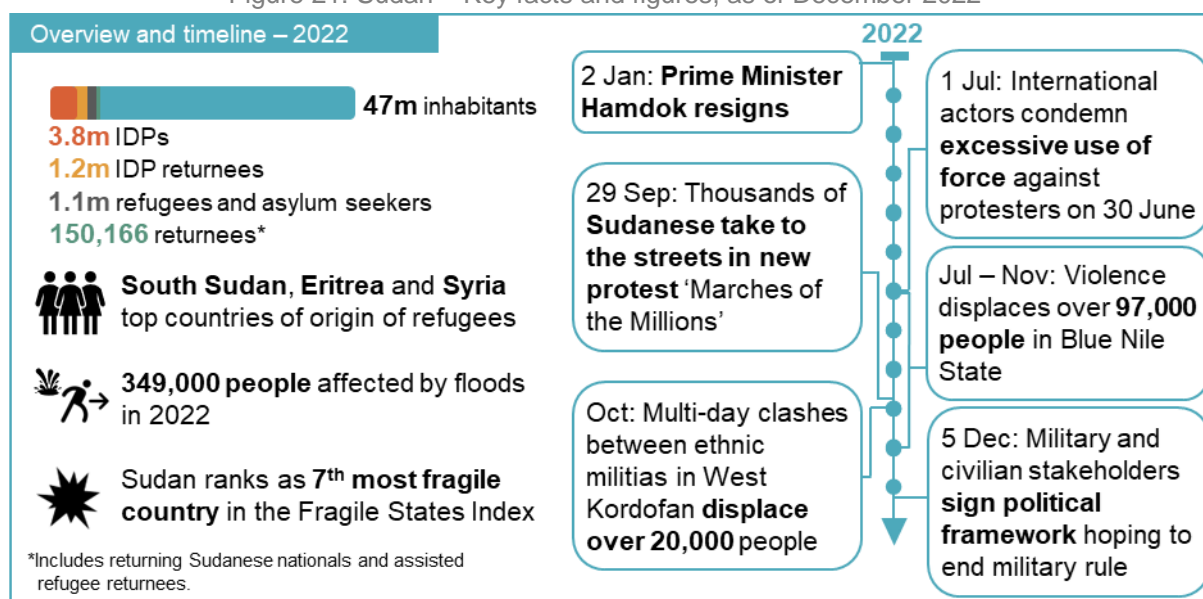
² The sum of S1 and S2 2022 values found throughout the report might differ by one unit from 2022 values due to rounding.

³ The trendlines present the non-cumulative evolution of the quarterly results for each EUTF indicator.

5.2. SUDAN

5.2.1. SUDAN IN 2022

Figure 21: Sudan – Key facts and figures, as of December 2022¹



During 2022, Sudan continued to face a combination of political, economic and climate-related challenges coinciding with increased violence and insecurity following the October 2021 military-led coup. The coup has led to increased public opposition to a military regime in Sudan, evidenced by a near doubling of demonstrations recorded in Sudan between 2021 (858 demonstrations) and 2022 (1648 demonstrations).² These protests often led to violent outcomes, such as on 30 June in Khartoum, where nine protesters were killed, hundreds were detained and others went missing during an anti-junta demonstration, leading to condemnation from the international community.³

In parallel, armed conflict between state and non-state groups increased across Sudan, resulting in the country's deadliest year on record since 2016, with militia activity responsible for over 86% of reported fatalities. Ethnic violence also continued to drive insecurity in several parts of Sudan, especially in several of the Darfur and Kordofan states.⁴ In West Darfur State alone, 500 reported fatalities in 2022 were attributed to political violence, as militias such as the Arab-identifying Rizeigat tribe undertook retaliatory attacks against other ethnic groups. Similarly, West Kordofan reported a doubling in political violence events and related fatalities between 2021 (23 events, 121 fatalities) and 2022 (51 events, 229 fatalities).⁵ In October, multi-day clashes between Misseriya ethnic militias and the Nuba and Dajo ethnic militias over disputed land killed and injured dozens of people while displacing thousands of others.⁶

¹ Dabanga, 'Sudan timeline January - March 2022', 19 May 2022; Dabanga, 'Sudan timeline: July – September 2022', October 2022; Fund for Peace, 'Fragile States Index'. Retrieved on 4 April 2023 at <https://fragilestatesindex.org/>; IOM DTM, 'Al Lagowa (Al Lagowa Town), West Kordofan – Emergency event tracking', 1 November 2022; IOM DTM, 'Mobility tracking Sudan round five', November 2022; UNHCR, 'Country – Sudan – 31 December 2019'. Retrieved on 12 April 2023 at <https://data.unhcr.org/en/country/sdn/>; Worldometer, 'World population – Northern Africa – Sudan population'. Retrieved on 12 April 2023 at <https://www.worldometers.info/world-population/sudan-population/>.

² ACLED, 'ACLED data'. Retrieved on 27 March 2023 at <https://acleddata.com/>.

³ Dabanga, 'Sudan timeline: July – September 2022', October 2022.

⁴ ACLED, 'Context assessment: New political deal amid rising disorder in Sudan', 3 March 2023.

⁵ ACLED, 'ACLED data'. Retrieved on 27 March 2023 at <https://acleddata.com/>.

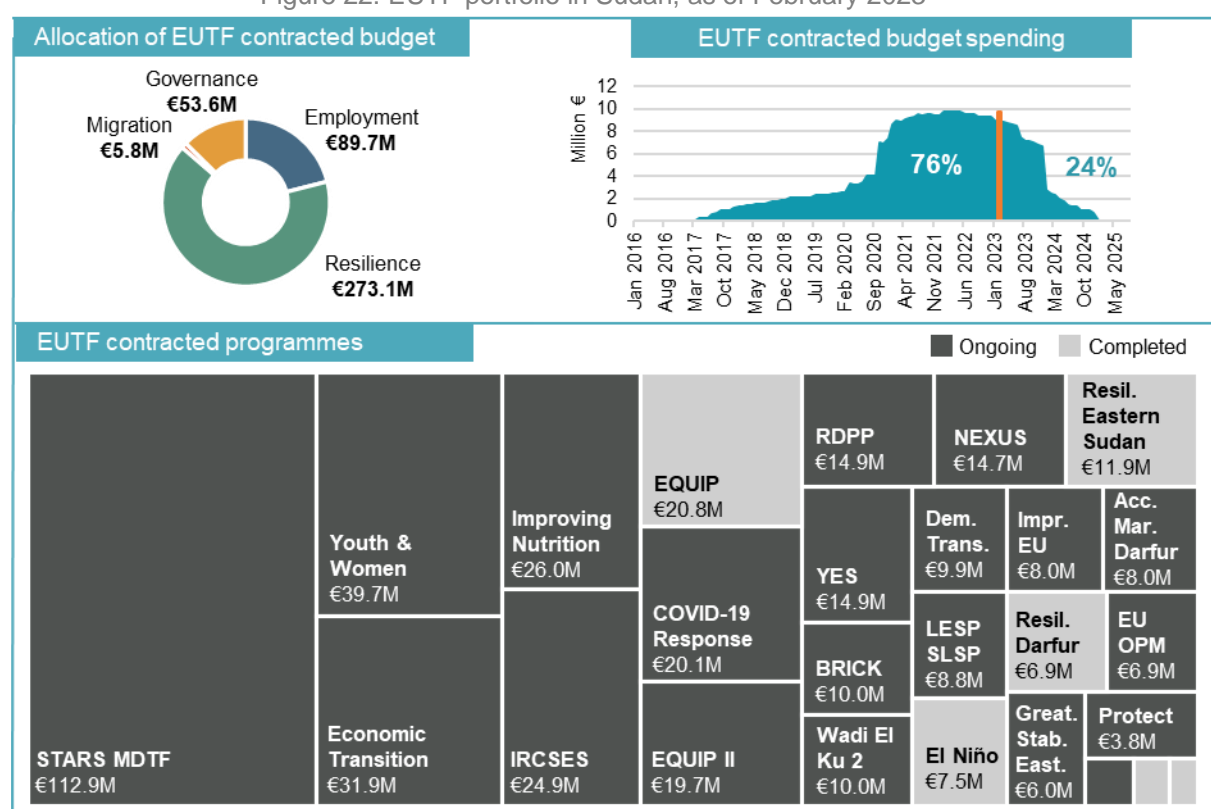
⁶ ACLED, 'Context assessment: New political deal amid rising disorder in Sudan', 3 March 2023.

Natural disasters are also taking a toll on the country's population. Unprecedented flash floods in 2022, and previously 2020, have affected almost 350,000 people, destroyed 24,860 homes, damaged a further 48,250 homes and led to losses worth billions of dollars.¹

Finally, with regard to political developments, the start of the year saw the resignation of Prime Minister Hamdok and ensuing mass protests.² However, 2022 ended with the signing of a political framework agreement between the military regime and civilian stakeholders (the Forces of Freedom and Change-Central Council) with the oversight of international mediation.³ The 5 December agreement addresses demands such as removing the military's role in government and commerce, and is hoping to end the country's political stalemate and move towards civilian rule in Sudan over a two-year transition period. However, many state-level actors across Sudan have opposed the deal, voicing concerns about its ability to address transitional justice, accountability and security sector reforms.^{4,5}

THE EUTF IN SUDAN

Figure 22: EUTF portfolio in Sudan, as of February 2023^{6,7,8}



Sudan has accounted for the largest portfolio of contracted EUTF funding in the HoA since 2020, with €442M as of February 2023. This amount is distributed across a total of 49 projects, including one in

¹ UNOCHA, 'Sudan: 2022 flood response update as of 30 November 2022', 8 December 2022.

² Dabanga, 'Sudan timeline January - March 2022', 19 May 2022.

³ As mentioned in the *HoA region in 2022* section, Sudan is at the time of writing at-risk of a nationwide civil war, as widespread violence erupted in mid-April 2022 over growing tensions between rival military factions (the Sudanese army and the Rapid Support Forces) over political control in Sudan.

⁴ ACLED, 'Context assessment: New political deal amid rising disorder in Sudan', 3 March 2023.

⁵ As mentioned in the *HoA region in 2022* section, widespread violence erupted across Sudan in mid-April 2023, placing the country at increased risk of a nation-wide civil war.

⁶ EUTF funding data is valid as of February 2023, refers only to contracted (not committed) and operational projects, and has been rounded to the nearest €0.1M. Possible discrepancies between cumulative programme budgets and the total country budget are due to rounding.

⁷ The programmes not labelled in the 'EUTF contracted programmes' chart are: Social Protection System in Sudan ILO (€1.8M), Technical Cooperation Facility for Sudan (€1.3M, completed), and S3M (€1.0M, completed).

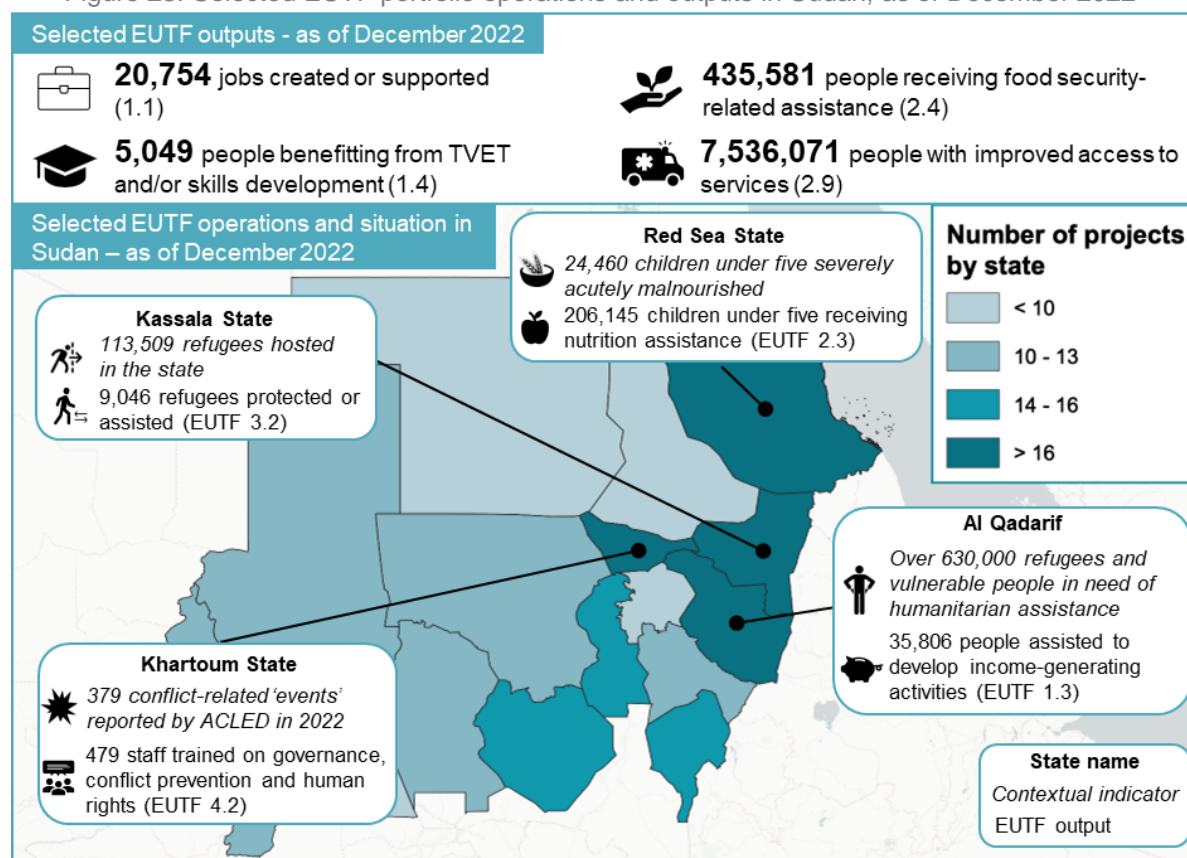
⁸ Calculations for the spending chart assume that projects evenly distribute budget spending across years of implementation.

inception, 29 in implementation, and nineteen that are completed.¹ As the Sudanese government has not signed the 2005 and 2010 revisions of the Cotonou Agreement, most EU funding to Sudan is channelled through the EUTF.² Sudan is also the country with the largest proportion (24%) of contracted budget still to be spent.³

Resilience-building interventions (SO2) account for 62% of the portfolio in Sudan, followed by improving economic and employment opportunities (SO1, 20%), governance, security and conflict prevention (SO4, 12%) and strengthening migration management (SO3, 1%).⁴ In recent years, the EUTF has also sought to back Sudan’s political and economic transition, but its efforts have been stalled by the 2021 coup d’état.

The EUTF’s SO2 strategy in Sudan mainly focuses on food security and nutrition (through WFP’s Improving Nutrition and Access to Markets projects, the Sudan Transition and Recovery Support multi-donor trust fund (STARS MDTF) and BRICK Concern, amongst others), education (mainly through IRCSES, the two phases of the EQUIP programme, and BRICK UNICEF), and health (including through the COVID-19 Response and NEXUS programmes). Economic and employment interventions (SO1) are implemented by projects such as RDPP SD UNIDO, as well as the Youth & Women and YES programmes, both of which emphasise women and youths.

Figure 23: Selected EUTF portfolio operations and outputs in Sudan, as of December 2022^{5,6}



¹ 'Completed' projects refer to projects whose contracts have ended.

² Funding for civil society-, democracy- and human rights-related programmes is additional to EUTF funding.

³ This is an estimate based on the assumption that projects evenly distribute budget spending across years of implementation.

⁴ The remaining 5% (€20M) is allocated to cross-cutting issues.

⁵ ACLED, 'ACLED data'. Retrieved on 23 March 2023 at <https://acleddata.com/>; UNOCHA, 'Gedaref state profile', March 2022; UNHCR, 'Sudan dashboard – Overview refugees and asylum-seekers per state', September 2022; UNICEF, 'State profile – Red Sea', 2022.

⁶ The ACLED data for Khartoum State includes 'events' such as protests with interventions and violent protests (excluding peaceful protests), armed clashes, arrests, attacks, looting, mob violence, violence against civilians and sexual violence. Another 243 peaceful protests were reported in Khartoum State in 2022.

Food security and nutrition

Drought and intercommunal conflict have led an estimated 1.5 million additional people to need humanitarian assistance in Sudan throughout 2022, with a cumulative 15.8 million people in need at the end of the year. In parallel, the number of food insecure people rose by 21% from 2021 to September 2022, where eighteen million people (39% of Sudan's population) were food insecure according to WFP's Comprehensive Food Security and Vulnerability Assessment.¹ Simultaneously, children suffering from either moderate acute malnutrition (MAM) or severe acute malnutrition (SAM) rose to 2.4 million and 611,000 children respectively in 2022. Moreover, a Food Security Monitoring System round conducted between January and March 2022 estimated that 59% of IDPs and 45% of refugee households in Sudan were food insecure.² A combination of conflict- and climate-related drivers are expected to continue to exacerbate food insecurity outcomes in Sudan into 2023, with all states in the country experiencing either IPC Phase 2 (Stressed) and IPC Phase 3 (Crisis). The areas of greatest concern remain those states that host large numbers of IDPs, conflict-affected states (Darfur, Kordofan and Blue Nile) and states experiencing insufficient agricultural production (Red Sea, North Darfur, North Kordofan, and northern Kassala).³

In response to rising food insecurity, EUTF projects in Sudan reported the largest annual outputs to date on nutrition (EUTF indicator 2.3), food security (EUTF indicator 2.4), agricultural pastoral ecosystems supported (EUTF indicator 2.6) and food security campaigns (EUTF indicator 2.7) in 2022, respectively constituting 22%, 59%, 70% and 57% of outputs to date, through key projects such as Improving Nutrition WFP, the Sudan Safety Emergency Nets project, through the EUTF's contribution to the STARS MDTF, and IMPROVE-EU GIZ. In 2022, 414,219 children under five (93%) and children between 0 and 17 years old (2%)⁴ received nutrition-related support (76% of which was reported in S2 2022, EUTF indicator 2.3). As such, 1,919,100 beneficiaries have been supported with nutrition assistance to date (of whom 64% are children under five). In 2022, nutrition supplies such as feeding programmes and micronutrient powders continued to be most popular form of support, constituting 83% of support in 2022 (compared to 74% historically), followed by malnutrition treatment (11%) and malnutrition screenings (6%). Nutrition-related interventions were attributed to three projects in 2022, although the vast majority (92%) can be credited to Improving Nutrition WFP. The project provided 352,296 children under five and 20,658 other children of unspecified age with home fortification (through micronutrient powders), food-based prevention for MAM, and supplementary feedings through programmes, and an additional 6,569 students with warm meals, all in Al Qadarif and Kassala States. The remaining outputs were reported in West Kordofan State, where BRICK Concern supported 28,008 children through malnutrition screenings, SAM and MAM treatments, and BRICK UNICEF supported the admission and care of 6,688 children under five with severe acute malnutrition.

Moreover, of the 435,581 beneficiaries of food security-related assistance reported to date, 258,690 – or more than half – were reached in 2022 (EUTF indicator 2.4). Of these, the vast majority (220,992) were reached in S2 2022 alone – largely as a result of the Sudan Safety Emergency Nets project, through the EUTF's contribution to the STARS MDTF, which reached all of its beneficiaries in S2 2022 and accounted for 72% of the overall semester output. The Sudan Safety Emergency Nets project distributed unconditional in-kind food distributions to 159,653 people in the conflict- and food insecurity-affected states of Blue Nile (50%), Al Qadarif (30%), and Red Sea (20%) – constituting 37% of the cumulative output to date. The project aims to respond to and mitigate the short-term effects of food insecurity for the most vulnerable households in Sudan. While the Sudan Safety Emergency Nets project constituted 62% of 2022 outputs, another sizeable output (20%) in 2022 was reported by Access to Markets Darfur WFP, which delivered farming equipment and tools to 50,900 smallholder farmers in three Darfurian states.

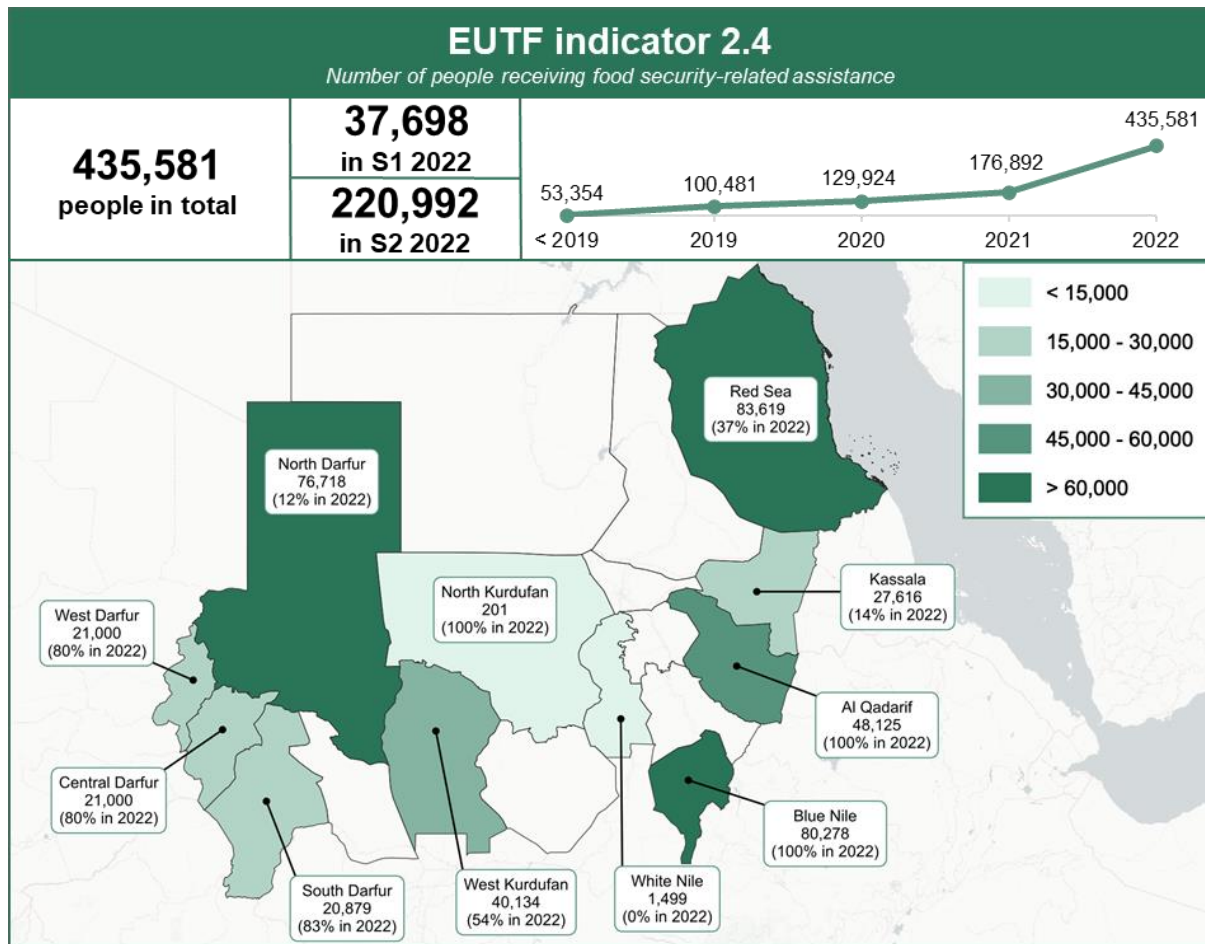
¹ WFP, 'Sudan annual country report', 2022.

² Ibid.

³ FEWSNET, 'Food security outlook Sudan – Conflict and high food prices drive high food assistance needs', February 2023.

⁴ 5% are unspecified.

Figure 24: Number of people receiving food security-related assistance (EUTF indicator 2.4), as of December 2022¹



EUTF interventions have also aimed to improve agricultural land for resilience and economic purposes. In 2022, 32,439 hectares of agricultural land were improved (EUTF indicator 2.6), constituting 70% of the 46,306 hectares of land improved in Sudan to date. The IMPROVE-EU GIZ project contributed to 83% of the 2022 result by improving agricultural practices affecting 27,003 hectares of land in Gedaref and Kassala States. Through these interventions, the project aims to improve agricultural practices and production to adapt to climate change and increase farmers' income. Another 5,432 hectares of communal village land was rehabilitated for the production of gum Arabic through Acacia – Arabic Gum Value Chain in Sudan – Support in Al Qadarif, Blue Nile, North Kordofan and Sennar States.² The project is managed by AFD, implemented by Sudan's Forests National Corporation, and aims to contribute to poverty reduction and environmental conservation by strengthening Sudan's gum Arabic value chain (which is one of the country's main export commodities), with a focus on smallholders (including youth and women).

In conjunction with the direct provision of nutrition and food security-related assistance, EUTF-funded projects also implemented awareness-raising activities on these topics and provided capacity building to relevant service providers. Of the 3,574,004 people reached by resilience-related information campaigns to date in Sudan, 2,048,710 people were sensitised in 2022 (EUTF indicator 2.7), of whom 93% were reached by campaigns on nutrition and food security. The 2022 achievement with regard to food security- and nutrition-related campaigns was largely (93%) attributable to Access to Markets

¹ This map excludes 14,513 for which the state is unspecified.

² The final four hectares was reached through El Niño SD COOPI.

Darfur WFP, which reached 1,773,261 smallholder farmers in the Darfurian states with awareness raising sessions on the impact of post-harvest losses on food production and security.¹

At the governance level, Greater Stability East SD FAO seeks to strengthen food security information systems in Sudan, and to that end, the project produced nine operational procedures, guidelines and action plans related to food security and nutrition (EUTF indicator 4.6) as well as six working briefs on the adverse impacts of COVID-19 on the food security situation in Sudan (EUTF indicator 5.3) in 2022.

Education

In September, the UN Children's Fund (UNICEF) and Save the Children issued a joint statement on an imminent learning crisis in Sudan due to recurring conflicts and prolonged COVID-19 school closures. Around 6.9 million children (equivalent to one in three school-aged children) are not in school, and a further twelve million are estimated to have had their education severely interrupted by a lack of teachers, infrastructure and an enabling learning environment.² In 2022, flash floods further impeded access to education, as 600 schools were destroyed or damaged, affecting the education of around 210,000 school-aged children.³

A portion of the EUTF portfolio in Sudan aims to improve the country's education sector. To that end, 2022 represents the second-largest yearly output of education-related services, with 96,596 education-related services (accounting for 30% of the 322,269 education services reported to date), mainly delivered through EQUIP 2 SC (61%) (EUTF indicator 2.2). The majority of these outputs were reported in Q4 2022, following a significant drop at the beginning of the year (with just 16,948 education-related services reported in S1 2022), which can be partly explained by the end of the first phase of the EQUIP programme. Most of the support delivered in 2022 related to the provision of education-related equipment and supplies (82%), followed by education-related services (18%), mainly in Khartoum (32%), South Darfur (22%), Blue Nile (20%) and Red Sea (16%) States. Most beneficiaries receiving education-related services, both in 2022 and historically, are host community members (61% in 2022 and 80% historically), followed by IDPs (8% in 2022 and to date) and refugees (around 1% in 2022 and to date).⁴ Meanwhile, the gender distribution is almost equally divided, with girls representing 51% of beneficiaries in 2022 and 50% to date.

EQUIP 2 SC, which is part of the second phase of the EQUIP programme, was responsible for the majority of education-related services in 2022 (EUTF indicator 2.2). 43,251 students (including 2,068 students from ALPs) were provided with education material support, and 15,221 out-of-school children were newly enrolled in schools and ALP programmes thanks to the project's mobilisation campaigns. In South Darfur and South Kordofan States, IRCSES UNICEF, which began implementation in Q1 2022 and aims to mainstream and integrate refugee children into the Sudanese education system, provided 21,266 refugee, IDP and host community children with education supplies, 120 teachers with school materials (recreational kits and blackboards), and 213 children with Arabic language training to support the elimination of linguistic barriers for refugee children in schools.⁵ Finally, BRICK UNICEF enrolled 323 out-of-school children in West Kordofan.

Education-related interventions in 2022 also involved capacity building and the construction or rehabilitation of infrastructures. Representing the smallest yearly output since 2018, 10% (or 1,395) of the 14,435 education-related staff from local authorities and basic service providers benefitting from capacity building to strengthen service delivery to date were reached in 2022 (EUTF indicator 2.8). Of these 1,395 staff (of whom 63% were from formal service providers and 37% were volunteer or community staff), 76% were supported by EQUIP 2 SC. Across 2022 interventions, child-friendly

¹ The remaining food security and nutrition-related campaigns were reached by Improving Nutrition WFP (4%), BRICK Concern (2%), LESP SLSP IFAD and Wadi El Ku UNEP (less than 1%).

² UNICEF, 'Joint statement: Urgent action needed as 6.9 million children are out-of-school and 12 million face learning disruptions', 12 September 2022.

³ UNOCHA, 'Sudan: 2022 flood response update as of 30 November 2022', 8 December 2022.

⁴ 31% in 2022 were unspecified.

⁵ As mentioned, the remaining 17% of 2022 outputs were provided by EQUIP I-LEARN UNICEF in Q1 2022.

services and child protection was central. For example, EQUIP 2 SC trained 553 headmasters and teachers on child-centred inclusive teaching methods, child protection and children's clubs, BRICK UNICEF trained 96 teachers, ALP facilitators and pre-school teachers on child friendly services, and IRCSES UNICEF trained sixteen headmasters on establishing and leading child clubs. In addition, 144 (of 393 to date) education-related infrastructures were constructed, rehabilitated, or equipped in 2022 (EUTF indicator 2.1 bis). This includes 59 classrooms and teacher's offices, 30 book banks and 26 ALP centres established by EQUIP 2 SC, and 29 classrooms rehabilitated by EQUIP I-LEARN UNICEF.

The EQUIP 2 programme and IRCSES UNICEF were also responsible for several cross-cutting interventions on education. 61 of the 220 education-related multistakeholder groups supported to date were reported in 2022 (EUTF indicator 5.1), and five out of fifteen planning, monitoring, learning and analysis systems on education were set up (EUTF indicator 5.2). EQUIP 2 SC established 60 community groups to support a numeracy boost programme, while the National EQUIP Partners Exchange Meeting mechanism was supported through the EQUIP 2 SOFRECO to share visions for and opinions about the status of the education sector with relevant partners and ministries (EUTF indicator 5.1). The EQUIP 2 SOFRECO project relies on dialogue with the Ministry of Education and was therefore affected by the coup in Sudan. Despite this, the project also supported one of the five data systems reported in 2022 by setting up a periodic survey system to track and assess the impact of capacity development undertaken at state and federal level by the project (EUTF indicator 5.2).

Health and WASH

Against the backdrop of continued reports of COVID-19 cases, Sudan experienced numerous disease outbreaks in 2022, including malaria (with 2.7 million cases reported this year¹), hepatitis E virus, measles and dengue fever, all of which are recurrences of outbreaks first reported in 2021. Furthermore, devastating floods and conflict have caused infrastructural damage to at least 1,100 health care facilities, over 650 water sources, and 4,500 latrines, as well as destroying over 12,000 hectares of agricultural land in flood-affected states.² In December 2022, the UN and humanitarian partners launched the 2023 Humanitarian Response Plan in Sudan outlining multi-cluster and life-saving assistance for 12.5 million of the most vulnerable people across Sudan. The USD 1.7B response plan targets health services, water-borne and vector-borne disease prevention, education, livelihoods and WASH services, as well as emergency responses to recurring flooding, conflict and disease outbreaks.³

In response, EUTF projects in Sudan have implemented numerous health-related interventions, through which significant outputs were delivered in 2022, mainly relating to basic social services and staff trained. 1,397 staff members working in the Sudanese health sector (of whom 59% were women) were trained on relevant topics, representing the largest yearly output and 32% of the 4,300 staff trained to date (EUTF indicator 2.8). 82% of the 2022 recipients of capacity building were service providers such as community health extension workers and health staff, while 14% were volunteers. Five projects contributed to the 2022 result: HealthPro AICS (29%), BRICK Concern and Resilience East SD AICS (25% each), HealthPro GOAL (19%) and the women and youth empowerment-focused WE-RISE! AICS-UN Women project (2%). The largest output was reported by HealthPro AICS, which trained 398 local health and Ministry of Health staff on reproductive health and emergency obstetric care and other health topics in the North and South Darfur states. In these states, the project aims to strengthen a decentralised health system for populations experiencing protracted displacement.

In parallel, 271,039 health-related basic social services were delivered in 2022, or 13% of the 2,095,525 health services delivered in Sudan to date (EUTF indicator 2.2). Other than a large spike in 2021, during which 39% of health services were reported, health service outputs have remained relatively stable throughout the intervention period of the EUTF. In 2022, host community members, mainly in West Kordofan State (95%), comprised 48% of beneficiaries, followed by refugees (29%) located in AI

¹ UNOCHA, 'Sudan – Humanitarian update, December 2022 no. 11', 31 December 2022.

² The Assessment Capacities Project, ACAPS, 'Sudan overview – 21/09/2022', September 2022.

³ UNOCHA, 'Sudan – Humanitarian update, December 2022 no. 11', 31 December 2022.

Qadarif, Kassala, West Kordofan and Northern States. The BRICK programme contributed to 70% of the yearly output, followed by the Resilience EAST SD AICS project (25%), which ended in S2 2022. In West Kordofan State, BRICK Concern provided primary health services and HIV/AIDS testing to 142,000 people, while BRICK UNICEF provided 24,820 primary health services for adults and children and vaccinated 21,694 children under five against measles or Bacillus Calmette-Guerin. Meanwhile, Resilience East SD AICS provided health services, including sexual and reproductive health services, to 68,670 refugees in Al Qadarif and Kassala states. Lastly, the NEXUS (HealthPro) programme (GOAL and AICS) and PROTECT Danish Red Cross together stood for the remaining 5% of this year's result.

Significant outputs of WASH-related infrastructure and improved access to WASH services were also reported in 2022. For example, 2022 represents the second-largest yearly output reported to date with regard to water-related infrastructure, accounting for 888 of the 2,456 WASH-related infrastructures reported thus far (EUTF indicator 2.1 bis). The vast majority (93%) of these infrastructures can be attributed to BRICK UNICEF, which constructed 812 latrines in communities, ten water supply schemes in schools and rehabilitated eight water facilities in communities in West Kordofan.¹ As a result of these construction activities, the project provided 20,139 community members with improved access to sanitation facilities or to basic water supply (EUTF indicator 2.9). The remaining 58 WASH-related infrastructures were reported by EQUIP 2 SC (39), Improving Nutrition WFP (13), Wadi El KU UNEP (4) and El Niño SD COOPI (2) (EUTF indicator 2.1 bis). Of these, Improving Nutrition WFP was the only other contributor to people with improved access to WASH services in 2022 and reached 53,302 people in Kassala (EUTF indicator 2.9), such as through the construction of thirteen new community water-infrastructures, wells or water tanks in 2022 (EUTF indicator 2.1 bis). (The other projects were unable to report on the number of people benefitting from the WASH infrastructure they had supported or will report on these in the future.) As a result of these activities, 72,411 people benefitting from improved access to WASH-related services in 2022, of 257,645 people benefitting to date (EUTF indicator 2.9).

Economy and employment

The Sudanese economy has been pushed to the brink since the 2021 military coup and the resulting loss of foreign funding (at least USD 4.6B in the first year),² along with economic mismanagement, and compounding deteriorating global financial conditions.³ Sudan's macroeconomic situation is therefore expected to remain poor into 2023 due to low foreign currency reserves, political instability, weak exchange rates and high inflation rates.⁴ It is against this backdrop that the collective results delivered by EUTF projects in 2022 constitute the largest yearly outputs reported against three of the EUTF's employment-related indicators: industrial parks and business infrastructures (201 in total, all of which were reported in 2022, EUTF indicator 1.5), income-generating activity beneficiaries (29% reported in 2022, EUTF indicator 1.3) and TVET trainings (62% reported in 2022, EUTF indicator 1.4).

Through EUTF interventions in 2022, 39,802 people (64% of whom were women) were assisted to develop income-generating activities (EUTF indicator 1.3), representing 29% of 137,784 beneficiaries to date (62% women). Improving Nutrition WFP accounted for 64% of the 2022 result by providing income generation trainings or provision of tools for agricultural production to 25,630 people in Al Qadarif and Kassala States (of whom 67% were women). In fact, the project has contributed 73% of all IGA support reported to date. Other sizeable outputs in 2022 included Acacia – Arabic Gum Value Chain in Sudan – Support training 4,808 farmers including gum Arabic producers' associations,

¹ The remaining 58 water-related infrastructures were reached through EQUIP 2 SC (39), Improving Nutrition WFP (13), Wadi El Ku UNEP (4) and El Niño SD COOPI (2).

² WFP, 'WFP market monitor – Sudan: July 2022', 14 August 2022.

³ Al Jazeera, 'To save its economy, Sudan needs civilian rule', 25 October 2022.

⁴ FEWSNET, 'Key message update Sudan – Staple food prices are declining but remain significantly above the five-year average', January 2023.

IMPROVE-EU GIZ's IGA assistance to 3,966 people, and HealthPro GOAL's training of 3,206 VSLA members.¹

EUTF-funded interventions also supported 3,135 men (63%) and women (36%)² with TVET and/or skills development in 2022 (comprising 42% host community members, 17% IDPs, and 10% refugees, all in Khartoum),³ corresponding to 62% of the beneficiaries reported to date (EUTF indicator 1.4). In keeping with historical trends, RDPP SD UNIDO was responsible for more than half (64%) of the beneficiaries of TVET and/or skills trainings in 2022, as throughout the year 2,005 people graduated from the project's competency-based training programmes in Khartoum State. YES GIZ provided another 624 people (accounting for 20% of the 2022 result) with professional trainings. BRICK Concern, EPKS GIZ and Sudan and Europe – Creative Connections each represented 5% of 2022 outputs. The Concern project trained 165 young people through apprenticeships, EPKS GIZ provided 162 host community members, IDPs, and refugees with labour market-oriented training, and Sudan and Europe – Creative Connections trained 162 people on fashion design, film production and other creative skills.⁴ This last project concluded in September 2022 and aimed to support the emergence of a sustainable cultural sector in Sudan to drive social and economic development.

Focus box 7: Sudan and Europe - Creative Connections⁵

The Sudan and Europe – Creative Connections project (implemented by Goethe Institut Sudan) aimed to 1) **strengthen the creative industry in Sudan by supporting the transfer of knowledge and capacity building** and 2) **improve the general population's understanding of the value of Sudan's cultural heritage**. The project sought to strengthen the capacity of individual actors such as young professionals, women and minorities in the fields of fashion, design, cinema, visual

arts and music, to support an increase in artistic productions and strengthen Sudanese heritage, and to promote intercultural exchanges between Europe and Sudan. Although no final evaluation exists for the project,⁶ a final narrative report highlighted noteworthy positive achievements.

With regard to **strengthening the creative industry in Sudan through transfers of knowledge and capacity building**, the project helped capacitate 445 young local artists and cultural actors with knowledge and skills through 36 training workshops (exceeding the project's target), thus preparing them for future job opportunities. Focusing on three of the main targeted sectors (fashion, cinema and music), these trainings increased awareness among participants of the importance of lobbying for their rights as skilled labourers or investors, and for better economic representation in society.

Photo 3: A photo session conducted for a digital magazine in Sudan, Khartoum



¹ The remaining 7,000 people were reached through BRICK Concern (4% of 2022 outputs), RDPP SD UNIDO (2%) and EPKZ GIZ (less than 1%).

² 1% are unspecified.

³ 31% are unspecified.

⁴ EQUIP 2 SC trained another 17 staff on literacy boost methodologies.

⁵ Photo credit: Goethe Institut Sudan.

⁶ No baseline, midterm or endline evaluation was conducted for the project, and as such, no outcome or impact data exists.

In terms of **promoting culture and improving understanding and access to cultural heritage**, findings from the final project report demonstrated a better overall understanding and appreciation among youth of their heritage, identities and background. This achievement was attributed to several interventions, including the dissemination of eight stories written by young artists who were selected to be 'book ambassadors' and received trainings on storytelling. These stories were disseminated through various means, such as digital publication (including translations into English and French), an exhibition of the original artwork created for the stories, and theatrical productions that can be used in schools to more easily spread the target messages on culture and heritage. In addition, a QR code enabling virtual access to Sudan's National Museum, which can now be remotely accessed from anywhere in the world, was created to promote Sudanese history.

Through multiple platforms, the project encouraged open discussions and artistic freedom, generating tangible results in the form of cultural and artistic productions. Some of the productions made possible by the project included the first Digital Sudan Fashion Magazine, and the promotion of artistic productions by awarding cinema awards and scholarships for Sudanese movies.

Moreover, the trainings under objective 1 and the project's outreach to artists helped establish at least eleven new fashion labels (exceeding the target of four), including five brands building on sustainable principles of recycling concepts, while another four existing brands were also supported. These fifteen brands were supported on how to run a successful business through trainings on brand communication, sales, marketing and business planning and through mentorship activities that linked each brand to existing market actors, or through funding. These brands were also promoted through promotional activities on social media via a partnership with Moda Spotlight, a Facebook page posting monthly digital marketing to highlight fashion designers. Across all these activities, the involved artists reported overall more awareness with regards to how they could help raise awareness on social issues through art. The final report emphasised the hope that young professionals, skilled entrepreneurs and cultural players would continue to develop their communities and industries.

Governance

As referenced in the S1 2022 and 2021 annual MLS reports, EUTF-funded governance-related projects have faced constraints since the military coup on 25 October 2021 in Sudan. The political events led the EU to cease all engagements with the government,¹ and the possibility of re-engagement remains uncertain in the near future. As a result, several governance-related projects were either suspended or discontinued, while others have been redesigned.

For these reasons, the only governance-related projects that reported 2022 outputs to the MLS were the Sudan Democratic Transition HRO project and RDPP SD Landell Mills, all in S1 2022. The Sudan Democratic Transition HRO project, which aims to support the establishment and, eventually, the functioning of the OHCHR office in Sudan, trained 211 CSO, government, security, military and judicial staff members on human rights-related subjects (EUTF indicator 4.2), launched five human rights-related forums and networks (EUTF indicator 5.1) and developed a national SOP for the prevention of and response to GBV in Sudan (EUTF indicator 4.6). Meanwhile, the RDPP SD Landell Mills project trained 313 ministry staff, 60% of whom were women, in Al Qadarif, Kassala and Red Sea States on a number of topics such as policy and strategy formulation, statistics, data management and local planning to help build the capacity and functioning of state authorities (EUTF indicator 4.2). The project also produced one capacity gap assessment to support local development planning (EUTF indicator 5.3). Other governance-related projects, such as Social Protection ILO, initiated activities in 2022, including an institutional diagnostic framework to explore challenges and recommendations to improve the National Health Insurance Fund in Sudan, which will be counted once completed.

¹ EU External Action, 'Sudan: Statement by the European Union and the Troika', 4 January 2022.

5.2.2. SUDAN AND THE EUTF COMMON OUTPUT INDICATORS

The following table presents an overview of the results achieved so far by the EUTF portfolio in Sudan.

Table 6: EUTF common output indicators for Sudan, as of December 2022^{1,2,3}

EUTF Indicator	2016-2018	2019	2020	2021	S1 2022	S2 2022	Total	Trend
1.1 Number of direct jobs created or supported	3,181	3,580	2,299	6,338	1,225	4,131	20,754	
1.2 Number of MSMEs created or supported	56	104	5	23	42	32	262	
1.3 Number of people assisted to develop income-generating activities	23,530	11,549	28,302	34,602	18,503	21,299	137,784	
1.4 Number of people benefitting from professional trainings (TVET) and/or skills development	214	416	303	981	1,870	1,265	5,049	
1.5 Number of industrial parks and/or business infrastructures constructed, expanded or improved	0	0	0	0	0	201	201	
2.1 Number of local development plans directly supported	0	0	0	2	0	0	2	
2.1 bis Number of social infrastructure built or rehabilitated	71	87	548	1,177	976	88	2,947	
2.2 Number of basic social services delivered	202,146	537,803	376,602	1,012,678	185,898	192,383	2,507,510	
2.3 Number of people receiving nutrition assistance	724,357	167,046	263,583	349,895	100,703	313,516	1,919,100	
2.4 Number of people receiving food security-related assistance	53,354	47,127	29,443	46,968	37,698	220,992	435,581	
2.5 Number of institutions that adopt local disaster risk reduction strategies	0	0	0	5	30	23	58	
2.6 Hectares of agricultural and pastoral ecosystems where sustainable management practices have been introduced with EU support	7,121	1,289	3,371	2,086	122	32,317	46,306	
2.7 Number of people reached by sensitisation campaigns on resilience-building practices and basic rights	59,874	218,538	590,614	656,268	148,736	1,899,974	3,574,004	
2.8 Number of staff from local authorities and basic service providers benefitting from capacity building to strengthen service delivery	1,575	13,093	9,396	12,476	2,232	7,462	46,233	
2.9 Number of people having improved access to basic services	427,396	136,939	87,780	4,833,591	50,180	2,000,185	7,536,071	
3.2 Number of migrants in transit, refugees/asylum seekers and IDPs protected and/or assisted	5,236	2,214	2,613	2,611	849	1,868	15,391	
3.5 Number of returning migrants benefitting from post-arrival assistance	0	0	0	1,038	1,378	1,252	3,668	
3.6 Number of institutions strengthened on migration management	4	2	1	0	0	0	7	
3.7 Number of individuals trained on migration management	115	2	5	0	0	0	122	
4.1 bis Number of equipment provided to strengthen governance	0	0	360	1,770	0	0	2,130	
4.2 Number of staff trained on governance, conflict prevention and human rights	0	347	87	303	349	175	1,261	
4.3 Number of people participating in conflict prevention and human rights activities	74	0	0	278	26	1	379	
4.6 Number of strategies, laws, policies and plans developed and / or directly supported	1	22	10	16	16	3	68	
5.1 Number of multi-stakeholder groups and learning mechanisms formed and regularly gathering	90	167	5	195	63	125	645	
5.2 Number of planning, monitoring, learning, data collection and analysis systems set up, implemented and / or strengthened	12	15	22	32	51	15	147	
5.3 Number of field studies, surveys and other research conducted	14	15	34	25	7	4	99	
6.1 Number of pandemic-related supplies provided for COVID-19 response	0	0	7,526	13,977	0	8,772	30,275	
6.2 Number of people directly benefitting from COVID-19 activities	0	0	2,102	0	0	0	2,102	
6.3 Number of entities benefitting from COVID-19 activities	0	0	168	1,427	2	0	1,597	

¹ Data in this report is not comparable with reports prior to S1 2020 due to the application of methodological changes (more information on this process can be found in the S1 2020 report). However, all MLS data (including historical data) has been adapted to the new methodological notes where possible, and therefore all data included in this table is fully comparable across reporting periods. In some cases, data that could not be changed or adapted was taken out to ensure comparability.

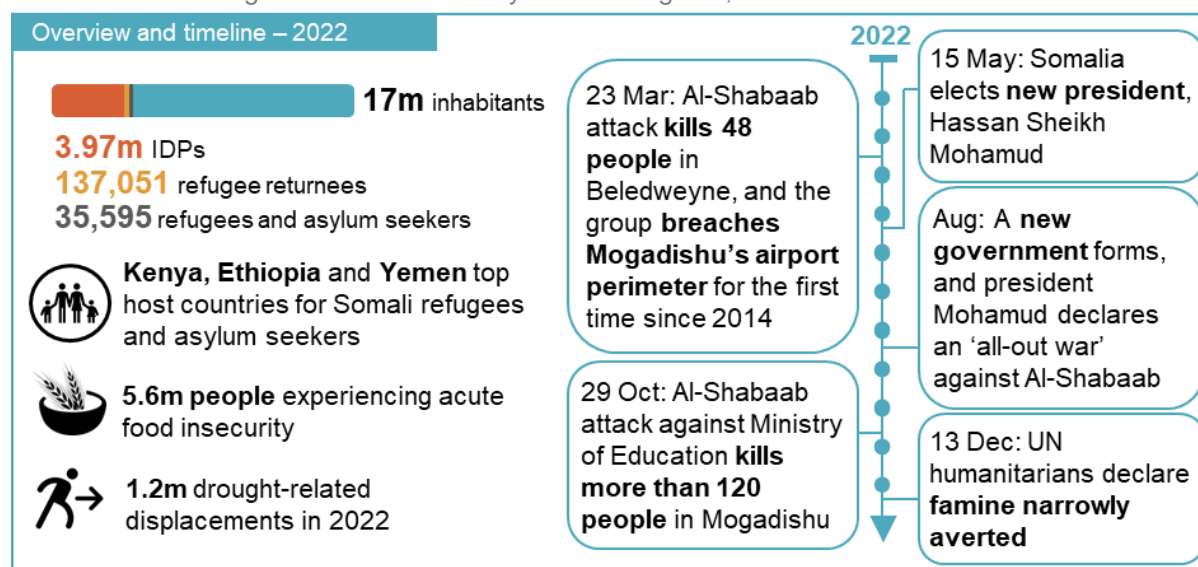
² The sum of S1 and S2 2022 values found throughout the report might differ by one unit from 2022 values due to rounding.

³ The trendlines present the non-cumulative evolution of the quarterly results for each EUTF indicator.

5.3. SOMALIA

5.3.1. SOMALIA IN 2022

Figure 25: Somalia – Key facts and figures, as of December 2022¹



The months-long crisis over the controversial and delayed electoral cycle in Somalia culminated in a twin suicide attack perpetrated by Al-Shabaab on an election venue in Beledweyne on 23 March, killing 48 people, and on Mogadishu's airport, with militants breaching the airport perimeter for the first time since 2014 and killing at least six people.² Nevertheless, the electoral process made headway in the first quarter of 2022, and President Hassan Sheikh Mohamud was elected to office in May for the second time (having previously served as president from 2012-2017), after which the United States resumed military operations in Somalia, targeting suspected Al-Shabaab leaders.³ The new cabinet of ministers was formed in August, including a former leading member of Al-Shabaab, and that same month the government launched a new offensive against the Al-Shabaab group, with support from various clan militias.⁴ The intensification of Al-Shabaab activity that followed is generally thought to be a response to this offensive.⁵ The first major Al-Shabaab-led assault in Mogadishu since President Hassan Sheikh Mohamud's appointment also took place in August, killing more than twenty people.⁶ Another exceptionally deadly attack took place in the capital on 29 October, when the group detonated two car bombs at the Ministry of Education. More than 120 civilians died in the attack, representing the largest known death toll from an Al-Shabaab attack since 2017.⁷

Meanwhile, Somalia faced its fifth consecutive failed rainy season this year, resulting in the longest drought the country has witnessed in more than 40 years and a devastating food crisis. Out of the 1.8 million people forcefully displaced in 2022 (a substantial increase from 2021, when around 874,000 Somalis were internally displaced),⁸ 1.2 million left their homes due to the drought and 607,000 were

¹ IPC, 'Somalia: Acute food insecurity snapshot October 2022 - June 2023', 13 December 2022; UN News, 'Somalia: Famine narrowly averted – so far, warn UN humanitarians', 13 December 2022; UNFPA, 'World population dashboard Somalia'. Retrieved on 02/02/2023 at <https://www.unfpa.org/data/world-population/SO>; CCCM Cluster Somalia, 'List of IDP sites in Somalia – Q3 2022', 18 October 2022; UNHCR, 'Somalia: Refugee returnees', 31 December 2022; UNHCR, 'Somalia: Refugees and asylum seekers', 31 December 2022; UNHCR, Somalia internal displacements monitored by protection & return monitoring network'. Retrieved on 15 February 2023 at <https://data.unhcr.org/en/dataviz/1?sv=1&geo=192>.

² International Crisis Group, 'CrisisWatch digest – Somalia', March 2022.

³ Human Rights Watch, 'World Report 2023 – Somalia – Events of 2022', 2023.

⁴ Ibid.

⁵ ACLED, 'Context Assessment: Heightened Political Violence in Somalia', 3 March 2023.

⁶ International Crisis Group, 'CrisisWatch digest – Somalia', August 2022.

⁷ International Crisis Group, 'CrisisWatch digest – October', October 2022; Human Rights Watch, 'Somalia reeling from devastating attack on education ministry', 1 November 2022.

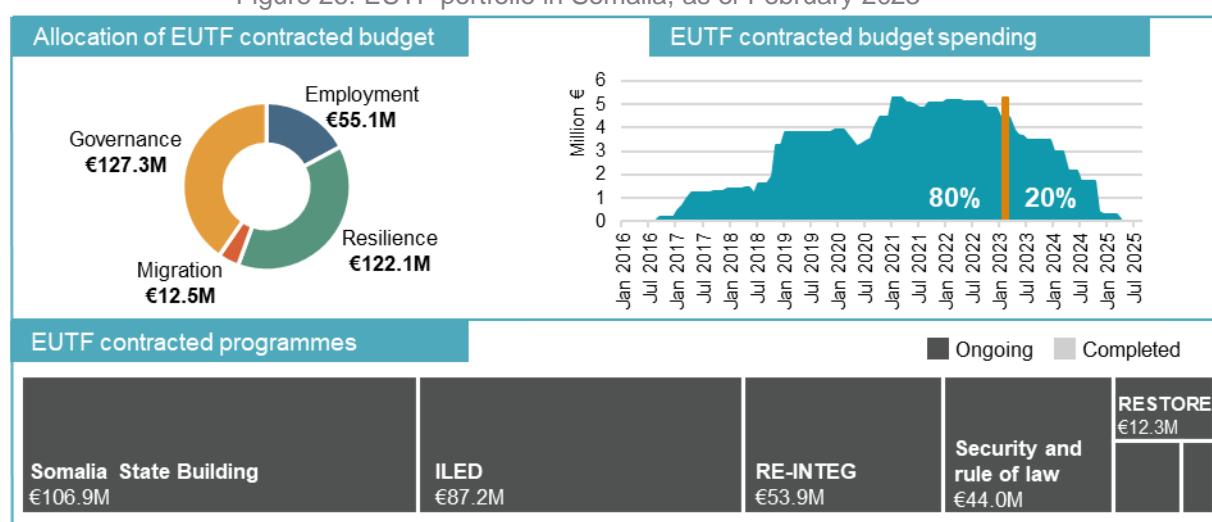
⁸ UNHCR, 'EHAGL operational update (October - December 2022)', 31 December 2022.

displaced by conflict.¹ In addition, as of the end of 2022, neighbouring countries were hosting 686,368 Somali refugees.² In September, the UN predicted an imminent famine in Baidoa and Burhakaba Districts in Bay Region between October and December.³ This was narrowly averted thanks to dedicated efforts by humanitarian actors and local communities, as well as to significant donor mobilisation, which resulted in the funding of 71% of the humanitarian response plan by October.⁴ However, the drought shows little sign of abating, presaging the long-term challenges posed by the climate crisis.⁵

The ongoing drought has also had catastrophic effects on Somali children's access to education. By exacerbating poverty, is the drought forces communities to adopt negative coping mechanisms, including withdrawing children from school when parents are unable to pay school fees. In addition, drought-induced movements, compounded by limited spaces in IDP settlements following the rising influx of displaced persons, are severely reducing children's opportunities for education.⁶ As a result, 4.8 million children remained out of school as of the end of 2022 (representing a 15% increase compared to 2021), and the gross primary school enrolment rate stood at only 32%.⁷ In addition, protection risks for children are increasing, with continued reports of forced early marriage, child labour and recruitment, and conflict-related SGBV.⁸

5.3.2. THE EUTF IN SOMALIA

Figure 26: EUTF portfolio in Somalia, as of February 2023^{9,10,11}



18% of the EUTF budget in the Horn of Africa has been contracted to 44 projects in Somalia (including one in inception, 21 in implementation, and 22 that are completed¹²), for a total of €319M. 40% of the country's funding is allocated to governance, security, and conflict prevention activities (SO4). These consist mostly of institutional support and capacity building activities (notably through the Somalia State

¹ UNHCR, 'Somalia internal displacements monitored by protection & return monitoring network'. Retrieved on 15 February 2023 at <https://data.unhcr.org/en/dataviz/1?sv=1&geo=192>.

² UNHCR, 'EHAGL operational update (October - December 2022)', 31 December 2022.

³ UN News, 'Somalia receiving unprecedented levels of food aid, with 'famine at the door'', 5 September 2022.

⁴ Human Rights Watch, 'World report 2023 – Somalia – Events of 2022', 2023.

⁵ International Crisis Group, 'Somalia'. Retrieved on 1 March 2023 at <https://www.crisisgroup.org/africa/horn-africa/somalia>.

⁶ Somalia Education Cluster, 'Somalia drought crisis: Education snapshot', July 2022.

⁷ WFP, 'WFP Somalia country brief - December 2022', 31 December 2022.

⁸ UNICEF, 'Somalia humanitarian situation report no. 12, 1 January - 31 December 2022', 8 February 2023.

⁹ EUTF funding data is valid as of February 2023, refers only to contracted (not committed) and operational projects, and has been rounded to the nearest €0.1M. Possible discrepancies between cumulative programme budgets and the total country budget are due to rounding.

¹⁰ The programmes not labelled in the 'EUTF contracted programmes' chart are: RESTORE 2 (€9.9M) and Promoting a culture of tolerance and dialogue (€4.7M).

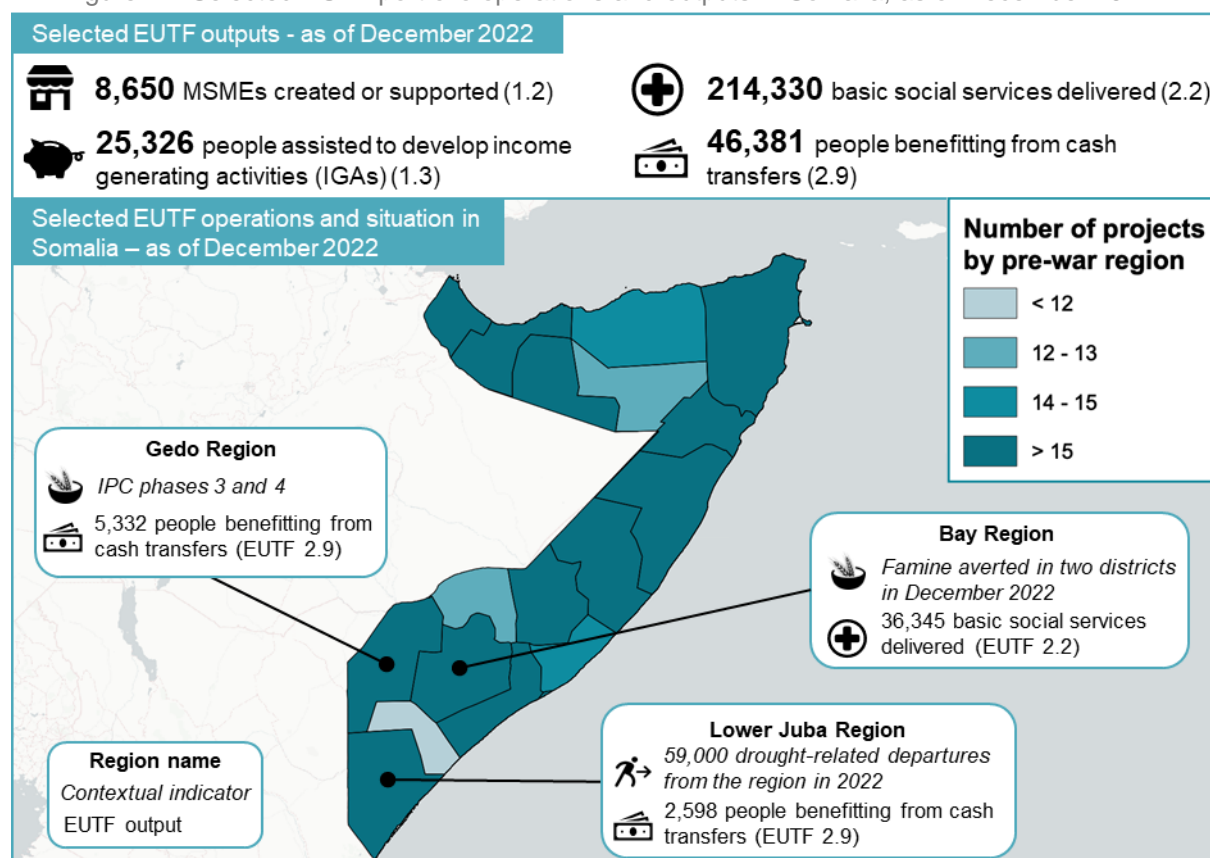
¹¹ Calculations for the spending chart assume that projects evenly distribute spending across years of implementation.

¹² 'Completed' projects refer to projects whose contracts have ended.

and Resilience Building Contract) as well as conflict mitigation efforts and support to the security sector (mainly through the Security and Rule of Law programme). A further 38% of EUTF funding in Somalia focuses on strengthening resilience (SO2) – notably through the provision of regular unconditional cash assistance by the ILED SAGAL CW project and activities relating to health, education, housing, legal assistance and protection implemented by the RE-INTEG programme. The ILED programme accounts for most of the EUTF’s support to improving economic and employment opportunities (SO1), an objective to which 17% of the Somalia budget is dedicated. The remaining 4% of the EUTF funding for the country is allocated to activities related to migration management (SO3).¹

In S2 2022, data for fourteen projects that had been excluded from the MLS in previous reports² was added retroactively, which accounts for most of the discrepancies between the cumulative data reported in this report compared to past reports.

Figure 27: Selected EUTF portfolio operations and outputs in Somalia, as of December 2022³



Social protection and resilience

Although the famine threshold projected for Q4 2022 in some parts of Bay Region was ultimately not crossed, more than 8.3 million people in Somalia were in urgent need of humanitarian assistance by the end of the year,⁴ and about 5.6 million people were experiencing high levels of acute food insecurity (IPC Phase 3 or above). Child wasting increased from 11% in 2021 to 16% in 2022, thus exceeding the

¹ The remaining 1% (€1.9M) is allocated to cross-cutting issues.

² This includes thirteen projects for whom the implementation of reporting procedures by the MLS was delayed due to communication and turnover issues, and one project that was previously mistakenly categorised as non-relevant.

³ IPC, 'Somalia: Acute food insecurity situation July - September 2022 and projection for October - December 2022'. Retrieved on 9 March 2023 at <https://www.ipcinfo.org/ipc-country-analysis/details-map/en/c/1155883/?iso3=SOM>; UNHCR, Somalia internal displacements monitored by protection & return monitoring network'. Retrieved on 15 February 2023 at <https://data.unhcr.org/en/dataviz/1?sv=1&geo=192>; UNHCR, 'EHAGL: UNHCR drought situation response update #5 - December 2022', 31 January 2023.

⁴ UNICEF, 'Somalia humanitarian situation report no. 12, 1 January - 31 December 2022', 8 February 2023.

World Health Organization (WHO) threshold for emergencies.¹ The risk of famine occurring between April and June 2023 remains high if the sixth rainy season fails and if humanitarian assistance is not sustained at current levels. To help confront the frequent shocks affecting the country, development partners are supporting the government to increase spending on social safety nets through cash transfer programmes,² although scale and coverage remain low.³

Similarly, EUTF funding in Somalia focuses on strengthening resilience, including through unconditional cash transfers or other types of support related to health, education or protection. Of the 22 projects reporting data against resilience-related EUTF indicators under Strategic Objective 2, seventeen were completed by the end of S1 2022. The five remaining projects reported data against four of the ten SO2 EUTF indicators in S2 2022.

As of December 2022, EUTF-funded projects have provided 645,339 people with improved access to social benefits (EUTF indicator 2.9). 82% of these beneficiaries have benefitted from the construction, rehabilitation or equipping of infrastructures, of which 1,290 have been reported to date against EUTF indicator 2.1 bis (including 303 throughout 2022 and 47 in S2 2022, mainly in the energy sector). A further 11% have received better access to education, health and WASH-related services thanks to capacity building and awareness raising, and cash transfers have been disbursed to the remaining 7%.⁴ The use of cash and voucher assistance by the international community is steadily increasing in Somalia, with two main social assistance programmes providing regular unconditional support to vulnerable people. One of them, the EUTF-funded ILED SAGAL CW project, is responsible for all cash transfer outputs reported against EUTF indicator 2.9 in 2022, having provided cash transfers to 7,522 new people, all during the year's second semester, of whom 41% were women and 27% were youths.

EUTF-funded projects have also continuously provided capacity building to service providers, reaching a total of 5,265 people since the beginning of the Fund (EUTF indicator 2.8). This includes 413 beneficiaries in 2022, 321 of whom were reported in S2 2022. The annual result was achieved by three projects – most notably the COVID-19 Emergency Response WHO project, which trained a total of 363 health workers and laboratory technicians on case management and infection, prevention and control, as well as sample collection, packaging and shipment in 2022, including all 321 people reported to the MLS in S2 2022. In addition, the two components of the RESTORE 2 programme trained a combined total of 50 people (40 water committee members and ten government staff members) before ending in April and December 2022.

To date, the EUTF has supported the delivery of 214,330 basic services in Somalia, including 1,306 in 2022 (EUTF indicator 2.2). This significant decrease is explained by the fact that 95% of the total basic services reported to date were delivered by the end of 2020 – mainly by the RE-INTEG programme, whose six projects reporting against EUTF indicator 2.2 had ended by Q4 2020. In 2022, as part of its multi-track approach to improving access to justice and human rights, the JJP UNDP UNMPTF enabled 1,286 people to receive services from alternative dispute resolution centres across Somalia. In parallel, the JRoL Somaliland UNDP project funded scholarships for 20 law graduates to study at Hargeisa University's postgraduate school, thereby supporting the next generation of legal professionals.⁵

Economy and employment

Poverty in Somalia is widespread, with seven out of ten Somalis living on less than USD 1.90 a day.⁶ However, the election of President Mohamud in May (and the ensuing timely endorsement of the IMF's planned reforms) has allowed for several positive developments: the IMF disbursed USD 350M under the Heavily Indebted Poor Countries Initiative (HIPC), and the EU

¹ Ibid.

² World Bank Group, 'Federal Republic of Somalia – Somalia economic update', June 2022.

³ WFP, 'WFP Somalia country brief, December 2022', 31 December 2022.

⁴ Less than 1% also received improved access to social benefits thanks to the training of service providers.

⁵ UNDP, 'Joint Rule of Law Programme in Somaliland - Final report', 1 January 2020 to 31 December 2022.

⁶ WFP, 'WFP Somalia country brief, December 2022', 31 December 2022.

resumed budget support and disbursed €13.5M to the federal government.¹ As a result, Somalia's economy is expected to grow – albeit slowly – over the coming years, although this outlook remains highly uncertain. As of June 2022, the World Bank has forecast a GDP growth of 3.6% in 2023 and 3.7% in 2024, provided that the shocks constraining recovery dissipate, that consumption and investment rise, and that Somalia's trading partners grow faster.²

In 2022, EUTF-funded projects achieved remarkable progress on economic- and employment-related activities in Somalia under Strategic Objective 1. Most notably, 77% of the 8,650 MSMEs supported to date were reported in 2022, thanks to three components of the ILED programme (EUTF indicator 1.2). ILED FIG AECF granted loans to 5,058 MSMEs working in the agriculture, fisheries, livestock and trade sectors, ILED Youth UNFPA supported 1,553 youth-owned businesses (788 of which were owned by women), and ILED NORDIC FUND IFU invested in thirteen additional MSMEs.

Two other EUTF indicators observed their highest annual results in 2022. Firstly, 3,986 people benefitted from professional trainings (TVET), adding up to 11,851 beneficiaries to date (EUTF indicator 1.4). 93% of the 2022 beneficiaries were youths,³ spread across a virtually equal gender distribution (51% males and 49% females). 89% of the 2022 achievement was reported by the ILED programme, 9% by the RESTORE 2 programme, and the remaining 2% by the JRoL Somaliland UNDP and JCP UNODC UNMPTF projects. The 3,565 ILED beneficiaries participated in trainings supported by ILED Youth UNFPA and ILED SAGAL CW in a range of sectors such as construction, textile, and services. RESTORE 2 DFN and WV delivered trainings on climate-smart agricultural techniques and improved livestock management practices, and also provided TVET and enterprise-based training, to a combined 368 people. Finally, JRoL Somaliland UNDP and JCP UNODC UNMPTF offered vocational training to a total of 53 prisoners (including 31 females) in Gabiley and Nugaal.

Secondly, 7,534 people benefitted from IGA in 2022, corresponding to 30% of the 25,326 people reported to date (EUTF indicator 1.3). As with TVET beneficiaries, youths represent the majority of IGA beneficiaries reached in 2022 (68%),⁴ and the ratio of men to women was almost equal (51% females and 48% men).⁵ This result is entirely attributable to the ILED (97%) and RESTORE 2 (3%) programmes. ILED FIG AECF provided loans to 5,058 people working in the agriculture, livestock, fisheries and trade sectors, and ILED Youth UNFPA trained 2,262 youths on entrepreneurship, social enterprises, financial literacy/management, and 'bootcamps' aimed at fostering creative social impact ideas. RESTORE 2 DFN provided trainings on improved fishery practices, business management and production for commercialisation to 184 people, and RESTORE 2 WV provided start-up kits to 30 TVET graduates for self-employment.

In parallel to these activities targeting specific beneficiaries, the EUTF is also providing high-level support to Somalia's economy, notably through the €92.9M Somalia State and Resilience Building Contract, which reports qualitative information (rather than quantitative output data) to the MLS.

Focus box 8: Somalia State and Resilience Building Contract

Years into the country's state- and nation-building process, Somalia's current administration faces a wide range of challenges, including combatting insecurity, developing a viable system of federal government, adequately resourcing the core functions of the state, and reducing corruption. To support Somalia in responding to these challenges, the EUTF is funding a budget support operation: the Somalia State and Resilience Building Contract (SRBC).

The SRBC aims to reinforce trust in the Federal Government of Somalia (FGS) at three levels:

1. with the Federal Member States by strengthening political and policy links through increased and improved intergovernmental fiscal transfers;

¹ Human Rights Watch, 'World report 2023 – Somalia – Events of 2022', 2023.

² World Bank Group, 'Federal Republic of Somalia – Somalia economic update', June 2022.

³ 4% were adults and the age of the remaining 4% was unspecified.

⁴ 31% were non-youths, less than 1% were adults, and the age of less than 1% was unspecified.

⁵ The gender of 1% of beneficiaries was unspecified.

2. with international creditors and partners in view of building a strong reform track record for International Financial Institutions arrears clearance and the HIPC decision point;¹
3. with the Somali population by gradually increasing the role of the Somali authorities in the provision of basic services.

As of 31 December 2022, the SRBC has enabled the disbursement of €61.9M (out of an expected total of €92.9M) to the FGS – including €10M from a debt relief allocation, set aside in 2020 to help Somalia settle its arrears with international financial institutions. The programme also includes a €14M allocation for the complementary measures component, up from an original budget of €8M following the reinjection of funds associated with unmet variable tranche indicators. These measures include technical assistance to Somalia’s Ministry of Finance, Office of the Auditor General² and the Financial Governance Committee,³ a contribution to the Multi-Partner Fund for Somalia managed by the World Bank,⁴ and support to the preparation, operations and post-election phases of the 2021 federal elections.⁵ Together, these interventions aim to guide the government in meeting the budget support eligibility criteria and reach relevant benchmarks to trigger the release of variable tranche disbursements. For example, the technical assistance contract has helped to strengthen Somalia’s public finance management capacity and external audit function.

Due to the political and constitutional crisis in 2020-21 that delayed federal elections by almost two years, budget support payments were postponed until after the conclusion of the elections in 2023. In terms of indicators linked to the variable tranche,⁶ five (out of ten) targets were met in August 2021, namely:

- Incorporation and publication in the 2022 Pre-Budget Statement Framework Paper of a) specification of the indicative financial envelope for fiscal transfers, and b) transparent criteria for horizontal allocation;
- A cash-basis IPSAS-compliant set of annual financial statements of the FGS for the financial year of 2020 was submitted to the Office of the Auditor General;
- A cash forecasting model was used to inform management of allotments, available balances and expected revenues with regular monthly management reports produced by the Accountant General;
- Transparency in the regulatory process of the Telecommunications and Mobile Money Sectors was enhanced;
- The content for grades five to eight in science, mathematics, social studies, Somali and English textbooks was updated to be in line with the approved curriculum framework.

Following the assessment of these indicators in 2022, the corresponding disbursement of fixed and variable tranches is planned to take place during the first semester of 2023.

¹ The decision point is the moment when the Executive Boards of the IMF and World Bank decide on a country’s eligibility for debt relief, and the international community commits to reducing debt to a level that is considered sustainable. The decision point allows countries to immediately begin receiving interim relief on its debt service falling due. The second step is the completion point. IMF, ‘Debt Relief Under the Heavily Indebted Poor Countries (HIPC) Initiative’, 23 March 2021.

² TA Budget Support ASI (T05-EUTF-HOA-SO-59-03).

³ The Financial Governance Committee was established in early 2014 by mutual agreement between the FGS, donors and International Financial Institutions to provide a forum for dialogue and advice on strategic financial governance issues. The FGC provides advice on macro-critical financial governance issues. Amongst other products, the FGC issues an annual report on Financial Governance known as the Financial Governance Report. The FGC was supported through the Support to the Financial Governance Committee ASI (T05-EUTF-HOA-SO-59-01) contract.

⁴ The Multi-Partner Fund (MPF) for Somalia has been the primary source of financing for the World Bank Group’s early reengagement in Somalia after more than two decades of disengagement. The MPF was established in 2013, and since then has supported the process for normalising Somalia’s relations with IFIs, while building and strengthening core government systems at both federal and state level.

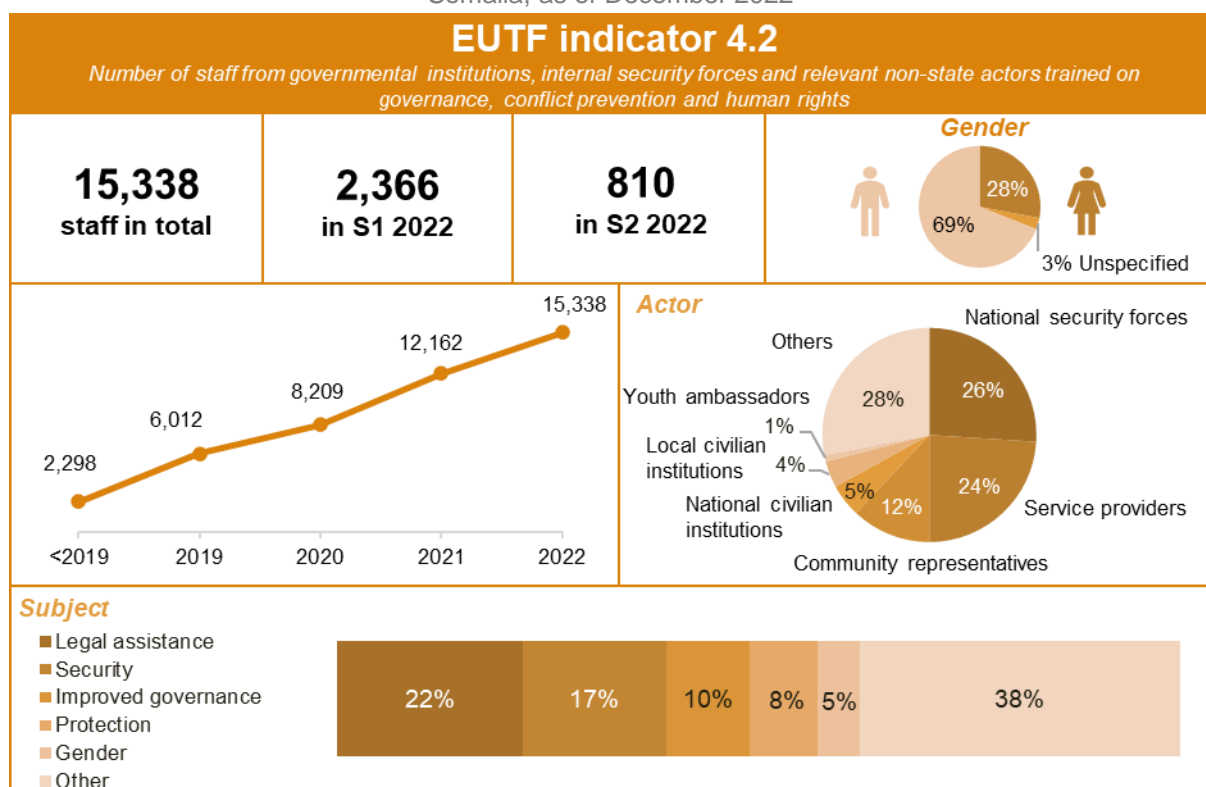
⁵ PCFP II UNOPS (T05-EUTF-HOA-SO-59-05). The remaining contracts under the SRBC complementary measures are: SRBC Contribution to MPF WB (T05-EUTF-HOA-SO-59-06) and Somalia State Build. MTR (T05-EUTF-HOA-SO-59-04).

⁶ Budget support payments are made in the form of either fixed or variable tranches. Variable tranches are used to create incentives for partner countries to improve policy delivery, and are paid based on performance achieved in relation to specified performance indicators and targets, if the general conditions are all met. Fixed tranches are paid either in full (if all conditions are met) or not at all (if one or more conditions are not met). European Court of Auditors, ‘Data quality in budget support: weaknesses in some indicators and in the verification of the payment for variable tranches’, 2019.

Security, P/CVE and governance

By November 2022, the UN had recorded at least 613 civilian deaths and 948 injuries (largely due to Al-Shabaab attacks) in Somalia since the start of the year. This represents the highest number on record since 2017 and a more than 30% increase from 2021.¹ Targeted Al-Shabaab attacks increased both during the electoral process and after President Hassan Sheikh Mohamud took office and declared a ‘total war’ on the Islamist insurgency.² Ongoing conflict constitutes a major impediment for humanitarian access, with at least 565 access incidents reported in 2022.³ This is particularly concerning given that nearly 660,000 people, 57% of whom are estimated to need assistance, live within territory controlled by non-state armed actors and are largely out of reach for humanitarian actors.⁴ However, the FGS made some progress in recovering areas such as Adan Yabal District in Hirshabelle from non-state armed actors during the reporting period.⁵ In addition, on 1 April, the AU Transitional Mission in Somalia took over operations from the African Union Mission to Somalia, in a step towards the full withdrawal of African Union troops by the end of 2024.⁶

Figure 28: Number of staff from governmental institutions, internal security forces and relevant non-state actors trained on governance, conflict prevention and human rights (EUTF indicator 4.2), Somalia, as of December 2022



Training government staff, justice officials and members of Somalia’s security forces constitutes a key effort in the EUTF’s support to strengthening security sector governance in Somalia. As of December 2022, a total of 15,338 staff from governmental institutions, internal security forces and relevant non-state actors have been trained on governance, conflict prevention and human rights (EUTF indicator 4.2). This includes 3,176 people reported in 2022 – a result that is roughly in keeping with results reported in other years. Virtually all (98%) of the 2022 output was reported by four projects under the Security and Rule of Law programme. Firstly, the UNDP-led capacity building component of the JPP

¹ OHCHR, ‘Somalia: Türk decries steep rise in civilian casualties amid surge in Al-Shabaab attacks’, 14 November 2022.

² Human Rights Watch, ‘World report 2023 – Somalia – Events of 2022’, 2023.

³ UNOCHA, ‘Somalia: Drought response and famine prevention (16 December 2022 - 15 January 2023)’, 2 February 2023.

⁴ Ibid.

⁵ UNOCHA, ‘UNOCHA Somalia – 2022 annual humanitarian access overview’, 31 December 2022.

⁶ International Crisis Group, ‘Somalia’. Retrieved on 1 March 2023 at <https://www.crisisgroup.org/africa/horn-africa/somalia>.

UNOPS project trained 1,946 police officers across six regions (Banaadir, Bari, Bay, Galguduud, Lower Juba and Lower Shabelle). These capacity-building activities included basic police trainings and trainings of trainers, as well as trainings on police station management and on human rights, GBV, CVE, public order management and election security. Secondly, JRoL Somaliland UNDP delivered trainings to 719 people, including prosecutors, judges, lawyers, police officers, traditional elders, CSO members and SGBV investigators. Amongst other subjects, the trainings dealt with trial procedures and ethics of the judiciary, SGBV coordination, civilian and police internal oversight, and basic security. Thirdly, the JJP UNDP UNMPTF project trained 431 staff from justice institutions (including legal graduates, paralegals, prosecutors, judges, elders and traditional leaders, ministry staff, etc.) on various topics such as legal ethics, case management, SGBV and courtroom skills. Finally, the JCP UNODC UNMPTF project provided on-the-job training to 27 prison staff members in Garowe on topics such as dynamic security, search techniques, basic tactical approaches (practical self-defence and riot control), file management and management of violent extremist prisoners.

To complement capacity-building efforts, EUTF-funded projects seek to promote awareness raising on human rights- and conflict prevention-related topics, as well as inter- and intra-community dialogue. Thus, to date, 65,579 people have been involved in such activities, including 14,162 in 2022, the second-largest annual output reported against EUTF indicator 4.3 in Somalia to date. 61% of the 2022 result was reported by Strength through Tolerance, which is supporting the implementation of a youth-led and -owned 'Fahan'¹ campaign. The 'Fahan' concept 'leverages Somali culture, sports, and creative arts to foster critical thinking, promote youth-led debates, strengthen a positive and tolerant Somali youth identity, counter incorrect interpretations of Islam, and amplify values of inclusion, reconciliation, and gender allyship'.² In 2022, the project reached a total of 8,603 people, of whom 25% were youths, through mini-documentary campaigns, radio shows, events and trainings of inclusively selected youth leaders. Another 35% of the 2022 output reported against EUTF indicator 4.3 was attributed to ILED Youth UNFPA, which reached 5,000 youths (all reported in Q3) through interactive radio campaigns supporting civic engagement and social accountability. JRoL Somaliland UNDP was responsible for a further 3% of the annual output, on account of it raising awareness on women's rights and SGBV and promoting access to justice for women, girls and persons with disabilities. The project also facilitated a campaign led by religious and clan leaders to reject the draft Rape, Fornication and other Related Offences Bill, which allows for child marriage, criminalises reports of rape deemed 'false' and narrows the definition of rape.³ Accordingly, the project's awareness raising activities reached 491 people in 2022, consisting of traditional elders, religious leaders, IDP women and girls, students, and members of GBV-related coalitions and women lobby groups.

In parallel to their capacity building and awareness raising efforts, EUTF projects support governance in Somalia through the provision of equipment. To date, they have delivered a total of 2,064 pieces of equipment – most significantly during the last two years, with 53% and 44% of the total achieved to date reported in 2021 and 2022, respectively (EUTF indicator 4.1 bis). 97% of the result achieved over these two years can be attributed to PFCP UNOPS, which delivered various items of equipment – collectively worth nearly €560,000 – to different stakeholders such as the Maritime Police Unit, the Somalia National Armed Forces General Dhegabadan Training Centre, the Somaliland Coast Guards, and the Darwish Police. The equipment ranged from smaller-scale items, such as first-aid kits and flashlights, to costly objects, including solar panels and generators. JPP UNOPS accounts for the remainder of the progress reported against EUTF indicator 4.1 bis in 2021 and 2022, having procured and delivered 52 vehicles (mostly patrol vehicles, but also trucks, ambulances, water carriages, minibuses, etc.) to police posts across Somalia.

¹ 'Understand' in English.

² Strength through Tolerance European Institute for Peace (T05-EUTF-HOA-SO-16-02) Document of Action.

³ Freedom House, 'Freedom in the world 2021 – Somaliland'. Retrieved on 16 March 2023 at <https://freedomhouse.org/country/somaliland/freedom-world/2021>.

5.3.3. SOMALIA AND THE EUTF COMMON OUTPUT INDICATORS

The following table presents an overview of the results achieved so far by the EUTF portfolio in Somalia.

Table 7: EUTF common output indicators for Somalia, as of December 2022^{1,2,3}

EUTF Indicator	2016-2018	2019	2020	2021	S1 2022	S2 2022	Total	Trend
1.1 Number of direct jobs created or supported	4,303	2,811	2,096	267	341	256	10,074	
1.2 Number of MSMEs created or supported	211	16	562	1,237	5,035	1,589	8,650	
1.3 Number of people assisted to develop income-generating activities	5,632	5,369	2,748	4,043	4,599	2,935	25,326	
1.4 Number of people benefitting from professional trainings (TVET) and/or skills development	1,342	1,125	1,963	3,435	1,763	2,223	11,851	
1.5 Number of industrial parks and/or business infrastructures constructed, expanded or improved	20	4	0	5	0	0	29	
2.1 Number of local development plans directly supported	14	4	14	12	12	0	56	
2.1 bis Number of social infrastructure built or rehabilitated	136	142	440	270	256	47	1,290	
2.2 Number of basic social services delivered	93,947	68,977	40,557	9,543	1,296	10	214,330	
2.3 Number of people receiving nutrition assistance	203	2,956	90	930	0	0	4,179	
2.4 Number of people receiving food security-related assistance	2,225	6,287	10,388	10,989	3,902	0	33,791	
2.5 Number of institutions that adopt local disaster risk reduction strategies	28	0	61	0	0	0	89	
2.6 Hectares of agricultural and pastoral ecosystems where sustainable management practices have been introduced with EU support	0	1	13	0	0	0	13	
2.7 Number of people reached by sensitisation campaigns on resilience-building practices and basic rights	79,783	50,161	284,511	84,853	0	0	499,308	
2.8 Number of staff from local authorities and basic service providers benefitting from capacity building to strengthen service delivery	1,885	1,264	895	808	92	321	5,265	
2.9 Number of people having improved access to basic services	249,539	127,213	216,088	44,977	0	7,522	645,339	
3.2 Number of migrants in transit, refugees/asylum seekers and IDPs protected and/or assisted	36,970	0	0	0	0	0	36,970	
3.3 Number of (potential) migrants reached by information campaigns on migration	3,453	1,434	0	0	0	0	4,887	
3.4 Number of voluntary returns supported	3,955	0	0	0	0	0	3,955	
3.5 Number of returning migrants benefitting from post-arrival assistance	24,031	0	0	0	0	0	24,031	
3.5 bis Number of returning migrants benefitting from reintegration assistance	3,636	353	39	0	0	0	4,028	
3.6 Number of institutions strengthened on migration management	28	0	0	0	0	0	28	
3.7 Number of individuals trained on migration management	201	0	0	0	0	0	201	
4.1 Number of infrastructures supported to strengthen governance	0	2	5	6	6	5	24	
4.1 bis Number of equipment provided to strengthen governance	2	37	32	1,087	458	448	2,064	
4.2 Number of staff trained on governance, conflict prevention and human rights	2,298	3,714	2,198	3,953	2,366	810	15,338	
4.3 Number of people participating in conflict prevention and human rights activities	2,381	17,429	4,219	27,388	5,144	9,018	65,579	
4.6 Number of strategies, laws, policies and plans developed and / or directly supported	63	98	90	33	9	0	292	
5.1 Number of multi-stakeholder groups and learning mechanisms formed and regularly gathering	56	24	25	41	9	7	162	
5.2 Number of planning, monitoring, learning, data collection and analysis systems set up, implemented and / or strengthened	41	18	42	18	12	9	140	
5.3 Number of field studies, surveys and other research conducted	16	15	5	6	1	0	42	
6.1 Number of pandemic-related supplies provided for COVID-19 response	0	0	72,007	0	0	0	72,007	
6.3 Number of entities benefitting from COVID-19 activities	0	0	7	0	0	0	7	

¹ Data in this report is not comparable with reports prior to S1 2020 due to the application of methodological changes (more information on this process can be found in the S1 2020 report). However, all MLS data (including historical data) has been adapted to the new methodological notes where possible, and therefore all data included in this table is fully comparable across reporting periods. In some cases, data that could not be changed or adapted was taken out to ensure comparability.

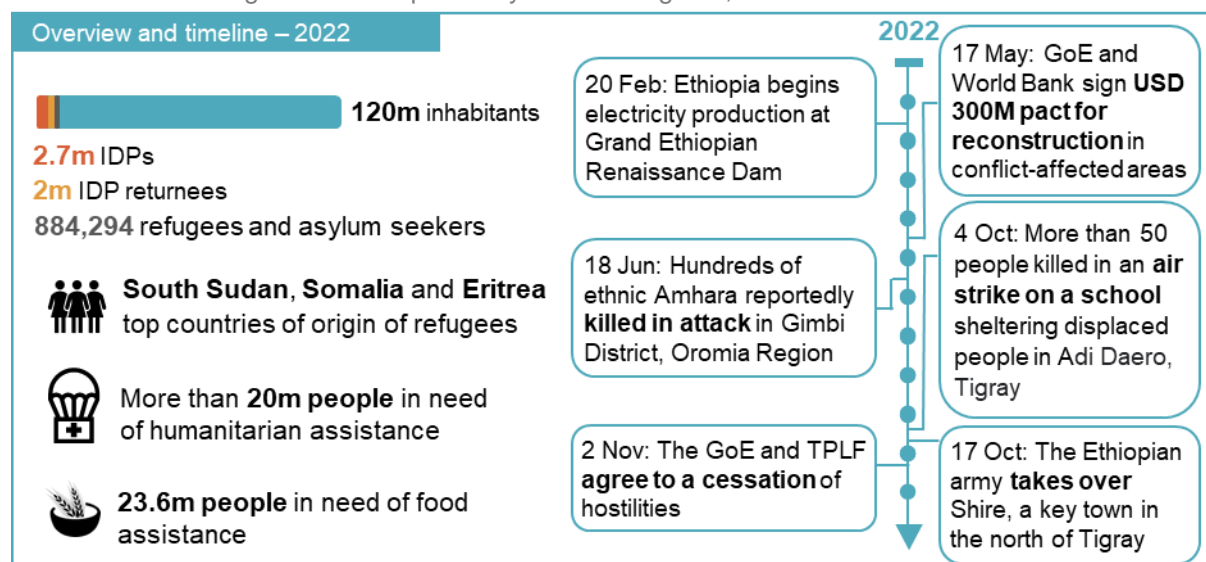
² The sum of S1 and S2 2022 values found throughout the report might differ by one unit from 2022 values due to rounding.

³ The trendlines present the non-cumulative evolution of the quarterly results for each EUTF indicator.

5.4. ETHIOPIA

5.4.1. ETHIOPIA IN 2022

Figure 29: Ethiopia – Key facts and figures, as of December 2022¹



In Ethiopia, the first few weeks of 2022 saw a continuation of serious conflict-related incidents in the north of the country, including an airstrike on an IDP camp in Tigray Region in January that reportedly killed 56 people.² By March, the Government of Ethiopia (GoE) had declared an indefinite humanitarian truce, which the TPLF quickly reciprocated. However, aid actors continued to struggle to deliver assistance to Tigray’s population, and electricity, communications and fuel remained scarce or unavailable. On 2 November 2022, the GoE and the TPLF signed a peace deal to end the conflict,³ and discussions regarding the implementation of the deal subsequently took place in Nairobi on 7 November. To that end, the GoE deployed several members of the House of Peoples’ Representatives, including the House Speaker and the head of the Ethiopian National Dialogue, to travel to Tigray to meet with the TPLF leaders.⁴ This gesture was seen by observers as key to building trust among the parties to the conflict. Monitoring experts, negotiators and 32 diplomats (including from the United Kingdom and United States embassies) also travelled to Tigray to facilitate the discussion around conditions for the execution of the agreement.

However, there are ongoing challenges associated with the implementation of the peace deal. One is that some groups feel that they are not represented in the agreement – including many from the Amhara ethnic group who experienced community displacement, looting and serious economic repercussions on account of the war.⁵ Many Amhara believe that they, and their efforts during the war (including the military contributions made by the Amhara militia and special forces), were not adequately represented by the GoE during the negotiation of the peace deal. A particular point of contention for the Amhara concerns contested land in western and southern Tigray, the delineation of which they believe is not clearly defined in the peace deal, leaving the door open to continued conflict.

¹ FAO et al., ‘Global report on food crises 2023’, 3 May 2023; UN Department of Economic and Social Affairs, ‘World population prospects 2022 - Population estimate as of 1 July 2021’, 11 July 2022; UNHCR, ‘Data portal’. Retrieved on 3 April 2023 at <https://data2.unhcr.org/en/situations>; UNOCHA, ‘Humanitarian action’, 2023; UNOCHA, ‘Ethiopia cluster status: Food’, 2 February 2023.

² Reuters, ‘Dozens killed in Ethiopian air strike on IDP camp in Tigray’, 8 January 2022.

³ Euractiv, ‘Combatants in Ethiopia’s Tigray war agree to stop fighting, world hails the truce’, 3 November 2022.

⁴ Reuters, ‘Federal government visits Ethiopia’s Tigray in peace ‘milestone’’, 26 December 2022.

⁵ DW, ‘Ethiopia’s Amhara region shattered after weeks of war’, 17 December 2021.

Beyond Tigray, anti-government rebels have accelerated the frequency and intensity of their attacks in the Oromia region, with grave consequences for the civilian population.^{1,2} The war in Tigray has created a security vacuum that has allowed the Oromo Liberation Army to expand its insurgency from the fringes of western and southern Oromia, Ethiopia's largest region. The situation is quickly deteriorating, resulting in thousands of civilians being displaced with limited to no access to essential services.³ As a result of the civil war and conflict around Welega Zone in western Oromia, many Amhara farmers have been displaced to Amhara Region, while increasing numbers of Oromo youth in conflict-affected areas are migrating towards Sudan and Kenya (via Metema and Moyale respectively). Some are travelling even further to South Africa, via Moyale and passing through Kenya, Tanzania, Zambia and Malawi. Migrants face serious security risks along this route: in October 2022, the bodies of 30 Ethiopian migrants were found in Malawi in a mass grave (having purportedly suffocated in the vehicles they were travelling in),⁴ and on 27 December additional bodies of Ethiopian men were discovered in Zambia, where the cause of death was assumed to be hunger and exhaustion.⁵

Moreover, failure to reach an agreement over the independence of Gurage Zone in central Ethiopia has resulted in increased tensions in SNNP Region. While the GoE implemented its proposed solution of creating a cluster of zones, including Gurage, to establish a new region in September 2022, the Gurage people have largely opposed this measure and are now seeking independence. A referendum vote is currently being organised to determine whether the majority of the population prefers to gain independence, to become an administrative 'cluster' or to remain fully integrated in the SNNP region.⁶

Finally, as part of the 2022 forced returns operation agreed upon by the government of the Kingdom of Saudi Arabia and the GoE, deportations from Saudi Arabia recommenced on 30 March 2022 following a pause between 19 November 2021 and 29 March 2022. Returns were paused again from 29 August 2022 to 21 November 2022 due to overcrowding in shelters for returnees, according to Ethiopia's National Emergency Coordination Centre.⁷ Returns then resumed in December 2022. Large waves of returns in quick succession overwhelmed the capacity of stakeholders to support the incoming returnees, with significant gaps reported in assistance related to post-reception services, return and reintegration support, and access to civil documentation. Arrivals amid conflict in northern Ethiopia, and subsequent restrictions on public transport, contributed to increased numbers of people stranded in Addis Ababa, with many lacking official documentation or access to bank accounts and finances. These individuals therefore required ongoing or longer-term support in Addis Ababa while preparing for onward movement.

¹ Borkena, 'Most of the attacks and conflicts in Oromia region are ethnic based: EHRC', 7 December 2022.

² Ibid.

³ The New Humanitarian, 'As violence subsides in Tigray, Ethiopia's Oromia conflict flares', 12 January 2023.

⁴ VOA, 'Malawi Police Arrest Four More People Over Ethiopians' Mass Grave', 25 November 2022.

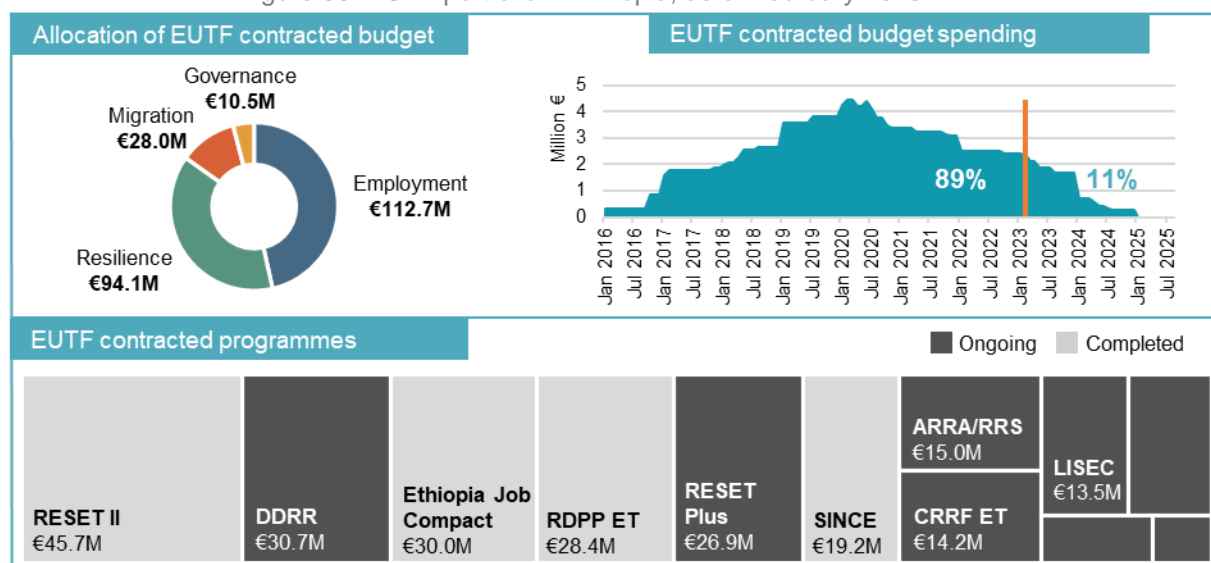
⁵ Reuters, 'Twenty-seven men believed to be Ethiopian migrants found dead along road in Zambia', 11 December 2022.

⁶ Addis Standard, 'Residents in Wolkite city, Gurage zone stage protest, boycott routine activities', 9 August 2022.

⁷ Mixed Migration Centre, 'Quarterly mixed migration update: East Africa & Yemen – Quarter 4 2022', February 2023.

5.4.2. THE EUTF IN ETHIOPIA

Figure 30: EUTF portfolio in Ethiopia, as of February 2023^{1,2,3,4}



The EUTF's strategy in Ethiopia aligns largely with SO1 (improving economic and employment opportunities), to which just under half (€113M, or 46%) of the total EUTF contracted budget in Ethiopia (€245M) is allocated, and SO2 (strengthening resilience, including to environmental shocks and natural disasters), which accounts for 38%. Support to DACs (particularly refugees and host communities) is a key cross-cutting component of SO1 and SO2 interventions. Outputs related to migration (primarily facilitating returns and reintegration) and governance have also been reported (SO3 and SO4, representing 11% and 4% of the Ethiopia budget respectively), although these themes are less prominent in the Ethiopia portfolio. In total, there are 36 projects in the Ethiopia portfolio, of which 17 are in implementation (though one has yet to start reporting data to the MLS) and 19 are completed.⁵ (It should be noted here that the Urban Development IRC project, which exclusively intervenes in Assosa, Benishangul-Gumuz Region, is a regional contract and is therefore analysed in the *Regional projects* section.)

Ethiopia accounts for some of the oldest projects in the EUTF HoA portfolio, and so many of the country's flagship EUTF programmes came to an end in 2020, including RESET II, most of RDPP and SINCE.⁶ Since then, the Ethiopia portfolio has unsurprisingly reported significantly smaller outputs, as they are collectively delivered by smaller interventions such as the 'Decentralised Disaster Risk Reduction' programme (DRR), the CRRF ET programme, LISEC and the two 'stability' programmes in Gambella and Tigray. It is also worth noting here that four of the projects under the DRR programme (DRR Oromia, DRR Amhara, DRR EDRMC and DRR Sidama) were unable to share their data in time for S2 2022 data collection and thus did not contribute to the MLS data for this report. Following multiple setbacks due to the conflict, the Stability & Development Tigray Trócaire project has begun implementation. As such, together with the second contract for the stability programme in Gambella (which was signed at the end of 2021), it reported relevant outputs to the MLS for the first time in S2

¹ EUTF funding data is valid as of February 2023, refers only to contracted (not committed) and operational projects, and has been rounded to the nearest €0.1M. Possible discrepancies between cumulative programme budgets and the total country budget are due to rounding.

² The programmes not labelled in the 'EUTF contracted programmes' chart are: Stability and Services (€12.8M), Stability & Development Tigray Trócaire (€5.9M), and *Alianza Shire* (€3.1M).

³ Calculations for the spending chart assume that projects evenly distribute spending across years of implementation.

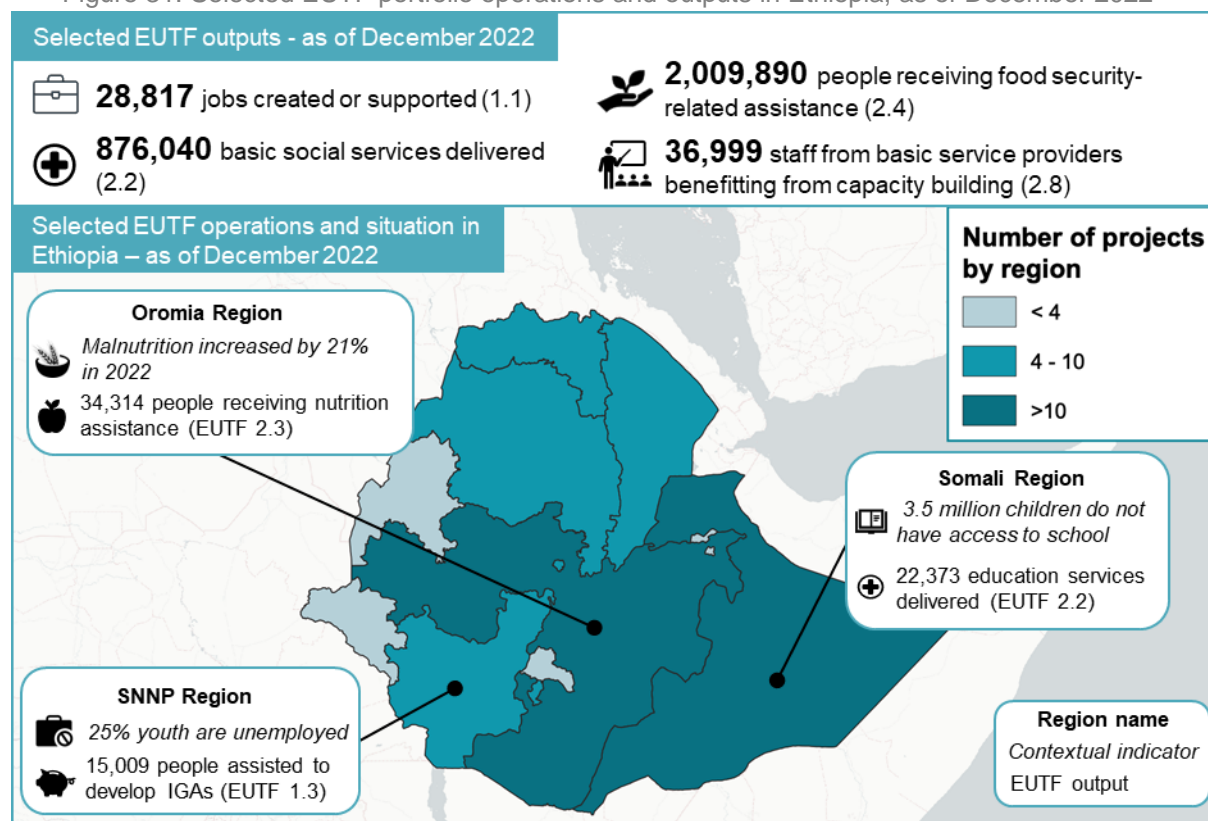
⁴ The total contracted funding amount of Ethiopia has decreased by about €1.5M compared to the last report because some completed project budgets have been retroactively adjusted downward since the last report, in order to reflect the actual amount paid after final accounting.

⁵ 'Completed' projects refer to projects whose contracts have ended in 2022.

⁶ The SINCE contract ended in March 2021, but actual project implementation ended in December 2020.

2022. However, the second Stability & Services in Gambella IRC contract is a top-up to the first, and reports data under the first contract to avoid data reconciliation challenges for the IP.

Figure 31: Selected EUTF portfolio operations and outputs in Ethiopia, as of December 2022¹



Forced displacement

With 884,294 refugees and asylum seekers registered as of 31 December 2022² (up from 823,959 refugees and asylum seekers registered at the end of 2021),³ Ethiopia hosts one of the largest refugee populations in Africa. The country plays an important role as a model for progressive refugee policies and as one of the fifteen pilot countries for the roll-out of the CRRF. However, despite significant positive momentum in 2019 (as described in previous reports), translating these progressive policies into action largely stalled in 2020 due to the COVID-19 pandemic, and again in 2021 due to the crisis in Tigray, general elections, and government reshuffling. In 2022, the continued conflict in Tigray and the return of deportees from Saudi Arabia have continued to eclipse refugee policy on the government's agenda, and as a result there were no significant developments to report on this front during 2022.

In 2022, the EUTF supported refugees and host communities in Ethiopia through a range of interventions. For example, the 'Strengthened socioeconomic development and better employment opportunities for refugees and host communities in the Jijjiga area' (CRRF ET Job Creation MC) project, implemented by Mercy Corps, aims to increase refugee self-reliance through improved economic and employment opportunities. Another CRRF-supporting project, 'Capacity building and technical assistance to CRRF structures and Ethiopian government institutions' (CRRF ET UNHCR), jointly implemented by UNHCR and ReDSS, seeks to improve coordination and supports decision-making among government stakeholders with regard to refugee response. Meanwhile, the 'Promoting stability and strengthening basic service delivery for host communities, refugees and other displaced

¹ Education Cluster & UNICEF, 'Ethiopia education cluster quarterly newsletter 4', 1 February 2023; BTI Transformation Index, 'Ethiopia Country Report', 2022; UNOCHA, 'Ethiopia - Situation Report', 23 February 2023; World Bank, 'Ethiopia poverty assessment: Harnessing continued growth for accelerated poverty reduction', April 2020.

² UNHCR, 'Data portal'. Retrieved on 3 April 2023 at <https://data2.unhcr.org/en/situations>.

³ UNHCR, 'Ethiopia factsheet December 2021', 19 January 2022.

populations in Gambella Regional State of Ethiopia' (Stability & Services Gambella IRC) project aims to improve access to services and livelihoods for host communities, refugees and IDPs in Gambella Region.

There are several noteworthy outputs to highlight with regard to support to DACs in Ethiopia in 2022. For example, Stability and Services Gambella IRC improved access to health services for 16,880 refugees and 32,948 host community members (EUTF indicator 2.9) through the provision of various types of support (including equipment, medical supplies, drugs, etc.) to health facilities. Sustainable Reintegration RRS also provided access to clean water to 42,034 refugees (and 4,711 host community members) through the sanitisation of water points, reporting outputs under this activity for the first time in 2022. Finally, DRR EDRMC provided 9,614 people with access to drinking water in SNNP Region. Thanks to these interventions, 106,187 refugees, IDPs and host community members benefitted from improved access to basic services throughout 2022.

With regard to job creation and economic opportunities, the CRRF ET Job Creation MC project is the only project delivering outputs targeting refugees and host communities since Q2 2021 (just before the last RDPP project ended). In 2022, CRRF ET Job Creation MC created 776 jobs for refugees and host community members, of which 521 were reported in S2 2022 (EUTF indicator 1.1), by supporting people to start new enterprises through the provision of grants and support to MSMEs. EnJOY also created jobs for three IDPs through support to MSMEs in Q4 2022.

Finally, in 2022 the Stability & Services Gambella IRC project supported 2,963 DACs (1,025 refugees and 1,938 host community members) through the formation of peace clubs, the organisation of sporting events aimed at 'strengthening unity', and community-based socio-therapy, of which 1,793 were supported in S2 2022 (EUTF indicator 4.3). This 2022 output accounts for 62% of the 4,776 (displaced and non-displaced) beneficiaries reported under EUTF indicator 4.3 to date.

Economy and employment

Despite being 'one of the most dynamic economies' in the Horn of Africa region,¹ Ethiopia faces persistent challenges around employment, including high rates of youth under- and unemployment in a country where 55% of the population is marginally or underemployed, and over 70% are under the age of 30 years old.² These dynamics were exacerbated by the COVID-19 pandemic and the conflict in and around Tigray Region, both of which caused significant job losses in the country.³ Moreover, high inflation and a lack of access to foreign currency have increased the cost of living in Ethiopia, with significant consequences for the poor, vulnerable and marginalised.

Just under half of EUTF funding in Ethiopia is allocated to improving economic and employment opportunities (SO1). However, many key job creation and livelihood interventions (such as SINCE,⁴ most RESET II and RDPP projects, and the Ethiopia Job Compact⁵) ended in 2020. As such, only relatively small employment outputs were reported between the end of 2020 and the end of 2021. S1 2022 marked a return to larger achievements under this Strategic Objective, but a renewed decline can be observed in S2 2022.

¹ Shiferaw, Yegnanew A., 'An understanding of how GDP, unemployment and inflation interact and change across time and frequency', *Economies*, Volume 11, Issue 5, 25 April 2023.

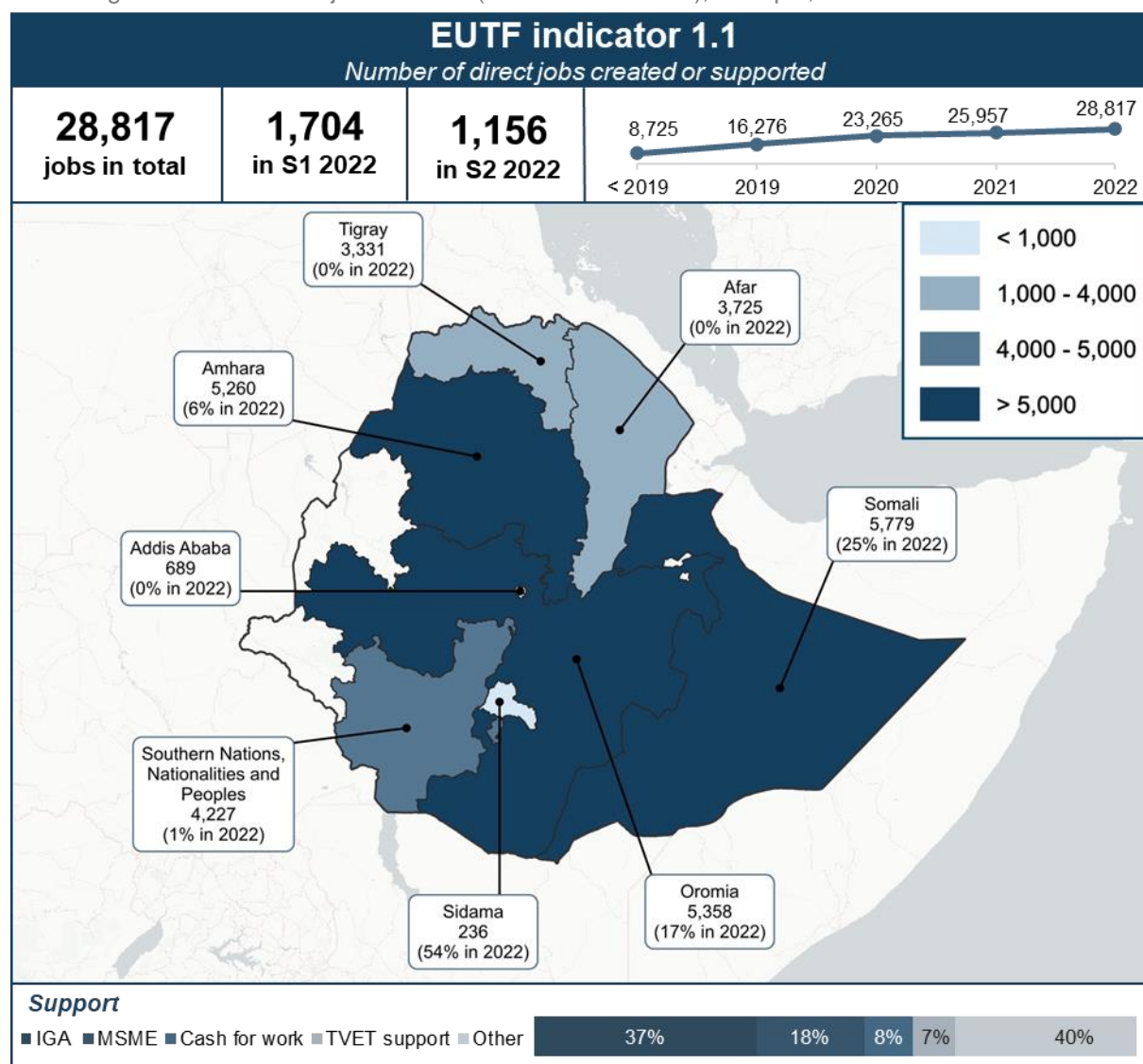
² USAID, 'Ethiopia: Education and youth'. Retrieved on 29 May 2023 at <https://www.usaid.gov/ethiopia/education>.

³ Shiferaw, 'GDP, unemployment and inflation'.

⁴ The SINCE contracted ended in March 2021, but actual project implementation ended in December 2020.

⁵ The Ethiopia Job Compact was suspended in November 2020 and subsequently terminated in December 2021.

Figure 32: Number of jobs created (EUTF indicator 1.1), Ethiopia, as of December 2022¹



EUTF-funded projects have created or supported 28,817 jobs in Ethiopia to date (EUTF indicator 1.1). Of these, 2022 accounts for 2,860, of which 1,156 were reported in S2 2022. Since the end of 2020, these outputs have remained relatively stable each semester. Jobs created in S2 2022 were mainly contributed by CRRF ET Job Creation MC (as described in the *Forced displacement* section), accounting for 45% (521 jobs) of the semester output, and by EnJOY (39%), with 448 jobs created by supporting youths to establish MSMEs (mainly in the agricultural sector) in Oromia and Sidama Regions.² Smaller outputs were reported by RESET Plus SC (16%), with 187 youths supported to obtain a job following apprenticeships (often in industrial and semi-industrial sectors) in Wag Himra Zone (Amhara Region). As many interventions seek to actively compensate for disparities experienced by women in the labour market, the gender distribution of people benefitting from job creation in Ethiopia is generally balanced in favour of women. Women account for 55% of all job creation beneficiaries in Ethiopia and 60% of S2 2022 beneficiaries. Meanwhile, youths account for at least³ 53% of all job creation beneficiaries, at least 75% of 2022 beneficiaries and at least 51% of those reported in S2 2022.

¹ This map excludes 392 jobs for which the region is unspecified, including 240 reported by RESET Plus Innovation Fund and 152 reported by Sustainable Reintegration RRS/ARRA.

² 'Long-term employment' is defined here as being at least six months in duration.

³ The age of 20% of beneficiaries reported under EUTF indicator 1.1 to date is unspecified.

Other notable S2 2022 outputs include EnJOY's establishment of two job creation councils and capacity building support to six job creation steering committees at zonal and district level (EUTF indicator 5.1).

Furthermore, 27,933 people have been supported with TVET and/or skills development (EUTF indicator 1.4), of whom 7,574 were supported in 2022, including 3,716 in S2 2022. In 2022, most people benefitted from skills development trainings on financial literacy and professional skills (60%), followed by internships (15%) and technical TVET trainings (14%), and most were reported in Somali (45%) and Oromia (35%) Regions. The TVET outputs in S2 2022 can be largely attributed to LISEC Job Creation (2,104 beneficiaries), which supported beneficiaries with various relevant interventions (including TVET training, access to apprenticeships, financial literacy and skills training, and a training of trainers for TVET trainers), and to CRRF ET Job Creation MC (870 beneficiaries), which provided TVET training or non-TVET skills training to refugees and host community members and also trained trainers on soft skills and counselling services. Smaller outputs were also reported by RESET Plus SC (382 beneficiaries), which connected youths to apprenticeships and provided skills training to local brokers and employment service agents, and EnJOY, which provided 360 TVET trainers with advanced skills training.

Finally, S2 2022 accounts for 4,310 of the 55,193 people benefitting from support to develop IGAs to date (EUTF indicator 1.3). This represents a slight increase compared to S1 2022 (4,188), for a total of 8,498 IGA beneficiaries supported in 2022. Relevant outputs reported in 2022 include 5,436 people supported by the RESET Plus Innovation Fund, mainly through IGA training activities and access to loans, 1,888 IGA beneficiaries reported by CRRF ET Job Creation MC, and 507 beneficiaries benefitting from small loans for business creation under EnJOY. The remaining outputs were reported by DRR EDRMC (386 beneficiaries) and RESET Plus SC (281).

Resilience

The current drought conditions affecting much of the country represent one of the most significant ongoing challenges to building and maintaining resilience among Ethiopia's most vulnerable communities. The vast eastern and southern parts of Ethiopia (including Somali, Oromia, SNNP and South West Ethiopia Peoples' Regions) are on the frontline of a drought more severe than any experienced in more than 40 years in the country,¹ caused by five consecutive failed rainy seasons. The resulting conditions have displaced 31,894 households that are currently settled in 286 sites across 49 woredas in all eleven zones of the Somali region of the country.² This already dangerous situation is expected to worsen, particularly in Dawa and Liben, two southern zones in Somali Region.³

Nearly 40% of all EUTF funding in Ethiopia is dedicated to strengthening community resilience, largely through improved access to basic services, food security interventions and disaster risk reduction. Although S1 2022 accounted for by far the smallest resilience-related achievements reported to date, S2 2022 has seen a sizeable increase in outputs compared to the first half of the year, with Sustainable Reintegration RRS and Stability & Services Gambella IRC reporting particularly significant outputs and Stability & Services Gambella IRC II reporting outputs for the first time in S2 2022.

As a result, 50,350 basic services were delivered by EUTF-funded projects in Ethiopia in S2 2022 (compared to just 1,909 in S1 2022), of the 876,040 services delivered to date (EUTF indicator 2.2). Most of these services in S2 2022 (46,825) were delivered by Sustainable Reintegration RRS, which provided 46,745 beneficiaries from returnee and host community households with a clean water supply via water trucks, facilitated access to basic healthcare (including providing mental healthcare to 76 returnees), and also provided education assistance to four returning migrants. A further 3,142 services were reported by Stability & Services Gambella IRC, which provided sexual and reproductive health

¹ UNOCHA, 'Ethiopia drought response July - December 2022 (Revised)', September 2022.

² UNOCHA, 'ES/NFI cluster monthly response monitoring dashboard for drought and conflict (Oromia, Somali, SNNP & BG) (as of 31 July 2022)', 16 August 2022.

³ UNOCHA, 'Ethiopia situation report', 18 January 2023.

consultations to both male and female host community members in Agnuak District, Gambella Region. Smaller outputs were reported by RESET Plus SC (210 male youths receiving psychosocial and protection services), LISEC Job Creation (159 women accessing GBV services and/or a referral system supported by the project) and CRRF ET Job Creation MC (fourteen people supported with legal aid).

By contrast, in S2 2022, just 16,196 food security assistance beneficiaries were reported, accounting for 77% of the 2022 output (21,125) but just 0.8% of the 2,009,890 food security assistance beneficiaries reported to date (EUTF indicator 2.4). For reference, the largest quarterly output of food security assistance beneficiaries ever reported was in Q3 2019, with 822,522 (or 41% of the total output to date). Historically, the largest contributors to this output are RESET II DCA (accounting for 49% of the total output), followed by RESET II SC (15%) and RESET II REAL iDE (13%), all three of which ended in 2020. The S2 2022 output is largely attributable to the Stability & Development Tigray Trócaire project (14,066 beneficiaries), which implemented a range of interventions including the provision of crop and vegetable seeds and farming tools to farmers, followed by RESET Plus Innovation Fund (2,130 beneficiaries), which provided tools, seeds and conservation training to farmers, and also implemented interventions aimed at improving animal feed production.

Furthermore, 509 staff from local authorities and basic service providers benefitted from capacity building to strengthen service delivery (EUTF indicator 2.8) in S2 2022, out of the 1,209 trained in 2022 and the 36,999 trained to date. This is lower than what was reported in S1 2022 (700 staff), and represents the smallest biannual output reported under this indicator to date. However, this may be partly attributable to the fact that four DRR projects, which have previously collectively reported providing capacity building to 1,614 relevant staff, did not report to the MLS in S2 2022. Of the staff supported in S2 2022, 253 (155 female and 98 male) health facility staff or local health authorities were trained by Stability & Services Gambella IRC, 145 (47 female and 98 male) WASH committee members were trained to promote a more sustainable WASH sector through an educational game designed to improve exchange between key market players, 85 (64 female and 21 male) staff from local service providers were trained on GBV response service provision by LISEC Job Creation, and 26 (6 female and 20 male) Village-level Insurance Promoters (VIPs) and cooperative leaders were trained on index-based livestock insurance by RESET Plus Innovation Fund.

In addition, 49 social infrastructures were built or rehabilitated by EUTF-funded projects in Ethiopia in 2022. Of these, sixteen were reported in S2 2022, accounting for 2% of the 820 infrastructures reported to date (EUTF indicator 2.1 bis). This suggests a continued decline in outputs from the peak reported in S2 2020 (175 or 21% of the total output). This is likely because out of the 21 projects that have reported outputs under this indicator, only five are still in implementation. The S2 2022 result includes fourteen refugee centres supported by Sustainable Reintegration RRS and the establishment of two farm input supply centres by RESET Plus Innovation Fund.

Finally, EUTF projects have reached 5,661,659 people with information on resilience-building practices and basic rights to date (EUTF indicator 2.7), 1,121,518 of whom were reached in 2022, including 106,095 in S2 2022. This is the fourth-lowest biannual output to date but represents a significant increase compared to S1 2022, during which 15,423 beneficiaries were reported. 86% of the collective S2 2022 output is attributable to the Stability & Services Gambella IRC project, which reached 90,841 people with health awareness and promotion sessions to increase health service uptake at the community level. The RESET Plus Innovation Fund contributed to the S2 2022 output by sensitising 15,178 persons of concern through various methods, such as biannual community sensitisation events on index-based livestock insurance, communication newsletters and social media, consultation and awareness-raising sessions, and community-level awareness campaigns on topics such as women's rights and the benefits and impact of effective livestock vaccination, while LISEC Job Creation reached the remaining 76 people.

5.4.3. ETHIOPIA AND THE EUTF COMMON OUTPUT INDICATORS

The following table presents an overview of the results achieved so far by the EUTF portfolio in Ethiopia.

Table 8: EUTF common output indicators for Ethiopia, as of December 2022^{1,2,3}

EUTF Indicator	2016-2018	2019	2020	2021	S1 2022	S2 2022	Total	Trend
1.1 Number of direct jobs created or supported	8,725	7,551	6,989	2,692	1,704	1,156	28,817	
1.2 Number of MSMEs created or supported	403	519	248	259	137	223	1,789	
1.3 Number of people assisted to develop income-generating activities	18,832	12,812	5,855	9,196	4,188	4,310	55,193	
1.4 Number of people benefitting from professional trainings (TVET) and/or skills development	6,314	7,050	4,394	2,601	3,858	3,716	27,933	
1.5 Number of industrial parks and/or business infrastructures constructed, expanded or improved	10	2	26	17	24	9	88	
2.1 Number of local development plans directly supported	0	0	1	0	0	1	2	
2.1 bis Number of social infrastructure built or rehabilitated	324	213	231	3	33	16	820	
2.2 Number of basic social services delivered	466,239	241,017	84,604	31,921	1,909	50,350	876,040	
2.3 Number of people receiving nutrition assistance	63,862	63,600	5,528	0	0	0	132,990	
2.4 Number of people receiving food security-related assistance	654,020	1,235,410	88,951	10,383	4,929	16,196	2,009,890	
2.5 Number of institutions that adopt local disaster risk reduction strategies	91	55	22	27	3	0	198	
2.6 Hectares of agricultural and pastoral ecosystems where sustainable management practices have been introduced with EU support	7,163	5,196	1,849	164	2	16	14,390	
2.7 Number of people reached by sensitisation campaigns on resilience-building practices and basic rights	262,988	263,402	4,853,906	159,845	15,423	106,095	5,661,659	
2.8 Number of staff from local authorities and basic service providers benefitting from capacity building to strengthen service delivery	12,881	15,486	3,850	3,574	700	509	36,999	
2.9 Number of people having improved access to basic services	1,841,011	508,446	569,020	515,976	59,442	46,745	3,540,639	
3.2 Number of migrants in transit, refugees/asylum seekers and IDPs protected and/or assisted	353	2,080	0	0	0	0	2,433	
3.3 Number of (potential) migrants reached by information campaigns on migration	34,495	36,489	3,885	1,266	858	979	77,972	
3.5 Number of returning migrants benefitting from post-arrival assistance	0	67	58	108	0	0	233	
3.5 bis Number of returning migrants benefitting from reintegration assistance	10	632	39	41	0	25	747	
3.6 Number of institutions strengthened on migration management	2	31	27	0	31	60	151	
3.7 Number of individuals trained on migration management	407	1,193	720	265	6	85	2,676	
4.1 bis Number of equipment provided to strengthen governance	0	23	6	0	0	0	29	
4.2 Number of staff trained on governance, conflict prevention and human rights	912	1,199	90	673	802	605	4,281	
4.3 Number of people participating in conflict prevention and human rights activities	286	692	0	835	1,170	1,793	4,776	
4.6 Number of strategies, laws, policies and plans developed and / or directly supported	26	15	42	22	13	0	118	
5.1 Number of multi-stakeholder groups and learning mechanisms formed and regularly gathering	30	56	66	148	31	8	339	
5.2 Number of planning, monitoring, learning, data collection and analysis systems set up, implemented and / or strengthened	49	41	32	18	23	21	184	
5.3 Number of field studies, surveys and other research conducted	52	40	39	51	11	11	204	
5.4 Number of regional cooperation initiatives created, launched or supported	1	0	0	0	0	0	1	
6.1 Number of pandemic-related supplies provided for COVID-19 response	0	0	651,879	37,692	20	0	689,592	
6.2 Number of people directly benefitting from COVID-19 activities	0	0	46,596	2,423	351,655	0	400,674	
6.3 Number of entities benefitting from COVID-19 activities	0	0	96	26	21	0	143	

¹ Data in this report is not comparable with reports prior to S1 2020 due to the application of methodological changes (more information on this process can be found in the S1 2020 report). However, all MLS data (including historical data) has been adapted to the new methodological notes where possible, and therefore all data included in this table is fully comparable across reporting periods. In some cases, data that could not be changed or adapted was taken out to ensure comparability.

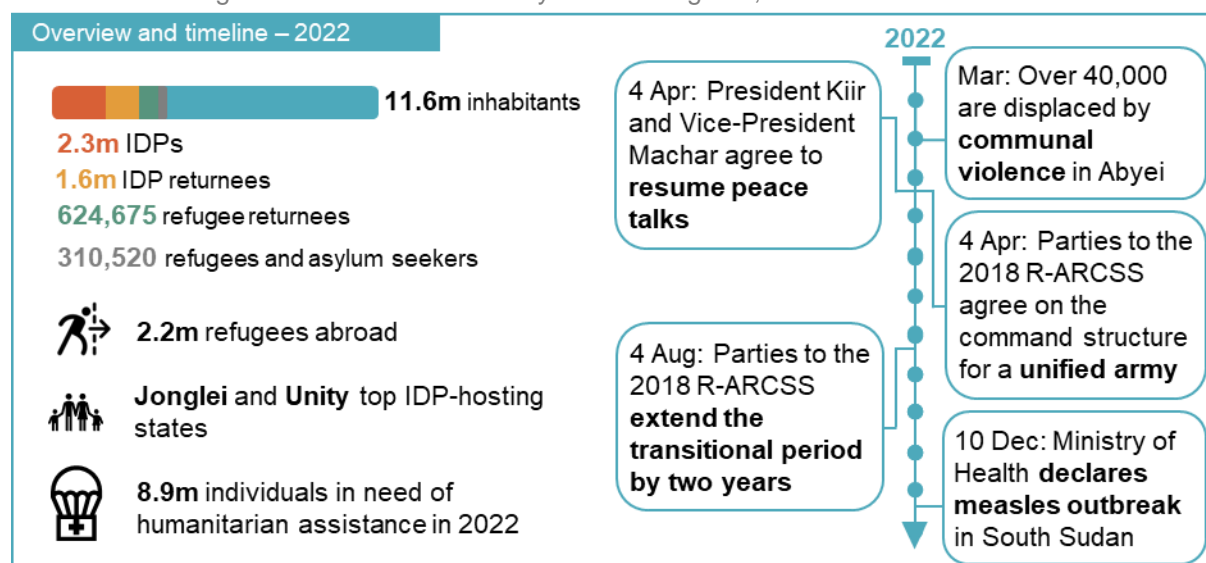
² The sum of S1 and S2 2022 values found throughout the report might differ by one unit from S2 2022 values due to rounding.

³ The trendlines present the non-cumulative evolution of the quarterly results for each EUTF indicator.

5.5. SOUTH SUDAN

5.5.1. SOUTH SUDAN IN 2022

Figure 33: South Sudan – Key facts and figures, as of December 2022¹



Eleven years after the country's independence and four years after the signing of the revitalised peace agreement (R-ARCSS), South Sudan continues to struggle in the face of endemic violence. In 2022, however, parties to the peace agreement took a significant step in constituting a single joint security command structure under the Necessary Unified Forces. As a result, over 21,000 members of the armed forces and allies to the opposition joined the army under the Necessary Unified Forces from April 2022.² Furthermore, for the first time, public consultations were launched to establish the Commission for Truth, Reconciliation and Healing in mid-2022. The Commission will address past abuses, ensure accountability and justice, and promote truth and reconciliation in the country. However, the consultation process has been faulted by observers for excluding the voices of millions of refugees who have fled the country as well as those of local communities within the areas controlled by the opposition.³ In August 2022, the parties to the R-ARCSS agreement signed a roadmap extending the transitional period for an additional two years, postponing the general elections to December 2024, due to the slow implementation of other key components of the peace accord in the past four years of transition.⁴

Despite the abovementioned steps taken as part of the peace process, 2022 saw a rise in reported cases of violence in South Sudan, most notably in several counties in Equatoria, Jonglei and Upper Nile States and the Pibor Administrative Area. Over 80% of all the reported conflicts during the year were attributed to intercommunal and intracommunal violence and community-based militia, mostly involving cattle raids, revenge attacks and attacks on civilians by armed herders. In the first half of 2022 alone, over 500 such incidents of violence were reported in the country, in which women and children accounted for most of the fatalities.⁵

UNOCHA reported that 8.9 million people needed humanitarian assistance in South Sudan in 2022 and that this number could increase to 9.4 million in 2023.⁶ This urgent humanitarian situation has long been

¹ FAO, 'South Sudan: IPC food security & nutrition snapshot - Acute food insecurity: February - July 2022', 2022; IOM DTM, 'South Sudan - Mobility tracking round 12: Baseline locations', July 2022; UNHCR, 'UNHCR Data Portal – Situation in South Sudan'. Retrieved on 20 October 2022 at <https://data2.unhcr.org/en/situations/southsudan>; and UNOCHA, 'Humanitarian needs overview 2022 – South Sudan', 2022.

² UNOCHA, 'South Sudan humanitarian needs overview 2023 (November 2022)', 25 November 2022.

³ UNHCR, 'UN experts warn that South Sudan's peace process needs urgent attention to prevent violence escalating', 26 September 2022.

⁴ UNOCHA, 'South Sudan humanitarian needs overview 2023 (November 2022)', 25 November 2022.

⁵ UNOCHA 'Humanitarian needs overview South Sudan 2023', 25 November 2022.

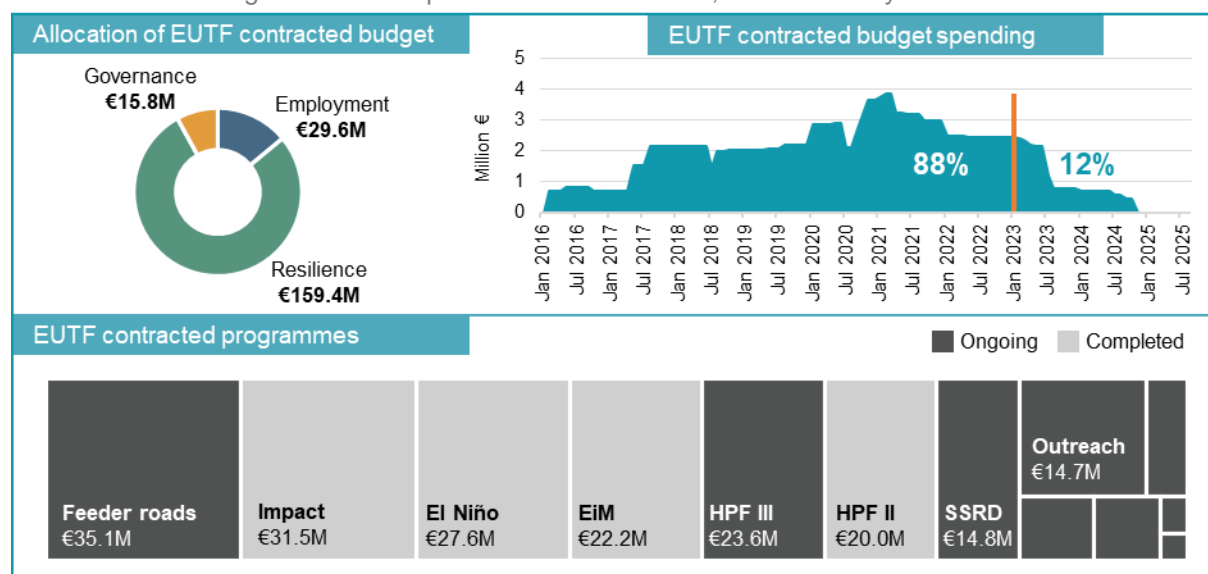
⁶ UNOCHA 'Humanitarian needs overview South Sudan 2023', 25 November 2022.

exacerbated by endemic violent conflict, outbreaks of diseases such as measles and cholera, and climate shocks such as unprecedented flooding and droughts. For instance, floods affected South Sudan for the third consecutive year in 2022 and are expected to continue in 2023 (as waters from previous floods had not retreated). In the second half of 2022 alone, floods displaced more than one million people in 36 counties, caused significant losses of household assets and increased the risk of waterborne diseases.¹ In December 2022, the Ministry of Health declared a second nationwide measles outbreak in South Sudan this year (following a first declaration in February) after 2,741 cases and 31 related deaths were reported in 22 counties since the beginning of the year.² The outbreak was attributed to poor access to healthcare services, low immunisation coverage and high malnutrition rates, all of which are likely exacerbated by protracted conflict and insecurity.³ Moreover, humanitarian efforts in the country were set back by numerous challenges in 2022, including underfunding, the suspension of activities in conflict-prone areas due to attacks against aid workers, and access challenges.⁴

South Sudan's development prospects are constrained by high levels of fragility due to conflict and climate change-related shocks.⁵ Its economy remains highly vulnerable to external shocks due to its heavy dependence on oil exports and food imports. In the first half of 2022, the country recorded marginal improvements in public revenues from oil exports due to increased global oil prices before decreasing in the second half of the year. In June 2022, the value of the country's currency depreciated against the US dollar due to the appreciation of the US dollar, a surge in inflation and the negative effects of the third consecutive year of flooding on economic activities, among other factors. As a result, economic growth in South Sudan slowed in 2022, leading to difficult economic conditions affecting the lives of over 7 million people.⁶

5.5.2. THE EUTF IN SOUTH SUDAN

Figure 34: EUTF portfolio in South Sudan, as of February 2023^{7,8,9}



¹ ACAPS, 'South Sudan: Impact of floods', 27 October 2022.

² UNOCHA, 'South Sudan humanitarian snapshot (December 2022)', 12 January 2023.

³ ACAPS, 'South Sudan: Impact of floods', 27 October 2022.

⁴ UNOCHA, 'South Sudan humanitarian access snapshot', December 2022.

⁵ World Bank, 'Macro Poverty Outlook for Republic of South Sudan: October 2022', 14 October 2022.

⁶ Sudan Tribune, 'Major Events in South Sudan in 2022', 6 April 2023.

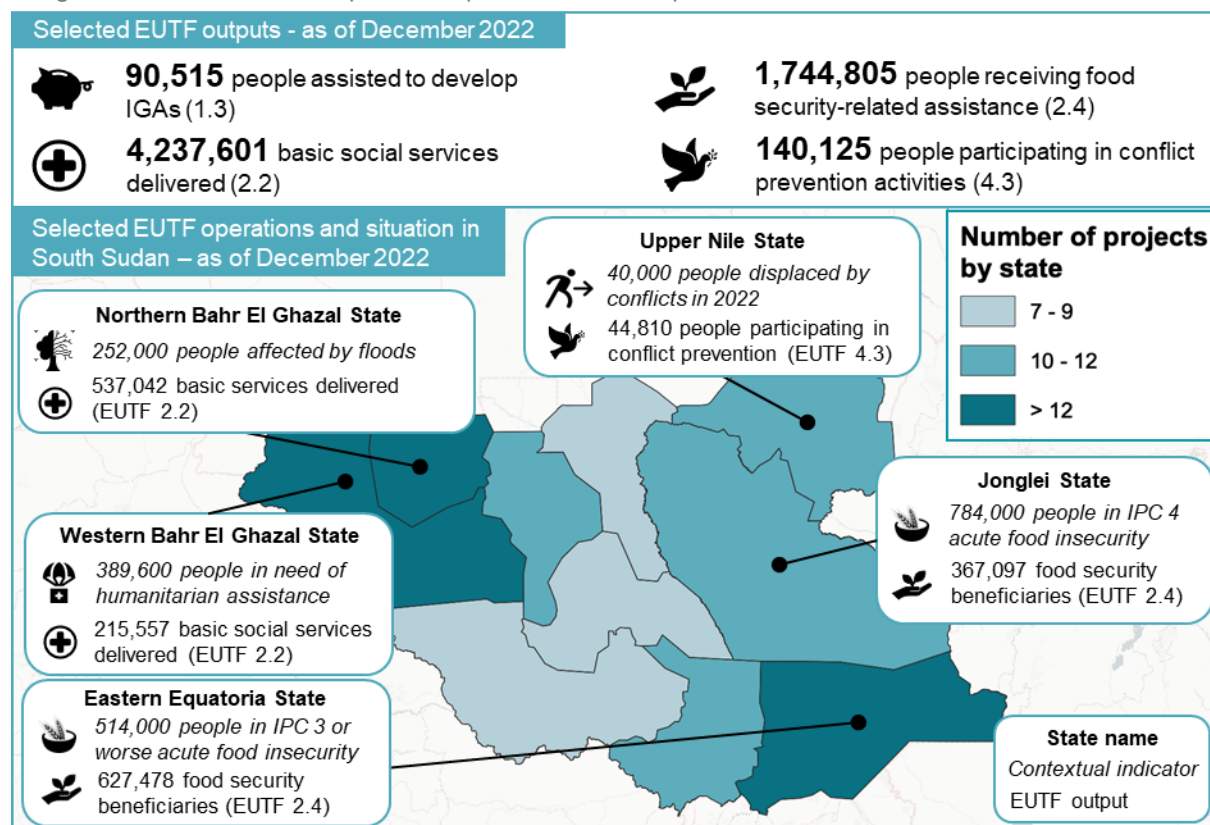
⁷ EUTF funding data is valid as of February 2023, refers only to contracted (not committed) and operational projects, and has been rounded to the nearest €0.1M. Possible discrepancies between cumulative programme budgets and the total country budget are due to rounding.

⁸ The programmes not labelled in the 'EUTF contracted programmes' chart are: the Jobs Creation programme (€4.8M), the Women Empowerment programme (€4.8M), the Building Sustainable Peace and Reconciliation programme (€4.2M), the Technical Cooperation Facility (€1M) and the Economic Stabilisation programme (€0.7M, completed).

⁹ Calculations for the spending chart assume that projects evenly distribute budget spending across years of implementation.

The EUTF in South Sudan focuses on responding to the humanitarian crisis in the country, mainly through interventions that aim to strengthen the population’s resilience to shocks. As of the end of 2022, the EUTF has contracted a total of €205M distributed across 29 projects, including seventeen in implementation and twelve that have been completed. Accordingly, SO2 (strengthening local communities’ resilience) accounts for the largest share (78%, or €159M) of EUTF funding in South Sudan. EUTF-funded programmes, such as the South Sudan Rural Development (SSRD), aim to tackle food insecurity in South Sudan by strengthening the resilience of smallholder farmers and agricultural producer groups. Other activities funded under this SO include the provision of health care and education services implemented by the Education in Emergency, Health Pooled Fund (HPF III) and Outreach South Sudan programmes. SO1 (improved economic and employment opportunities) follows distantly, accounting for 14% of the total contracted EUTF budget in South Sudan. Under this SO, the Feeder Roads programme constructed and rehabilitated road networks to increase connectivity and economic opportunities in rural areas. SO1 activities also include the development of agricultural sector value chains and trade by the Job Creation and Trade Development programme, and the SSRD and Women Empowerment programmes’ IGA support and TVET/skills development trainings, mainly in the agricultural sector. Lastly, SO4 (conflict prevention and peace building) accounts for 8% of the contracted budget to date. It is worth noting that conflict prevention and peace building activities are implemented by a range of projects (such as the SSRD and the Women Empowerment projects) alongside the income generation and food security interventions. Besides, the Building Sustainable Peace and Reconciliation projects implement activities aimed at strengthening the local peace mechanisms as well as supporting the peace process.¹

Figure 35: Selected EUTF portfolio operations and outputs in South Sudan, as of December 2022²



¹ The remaining <1% (€0.3M) is allocated to cross-cutting issues.

² FEWSNET, ‘South Sudan food security outlook update’, December 2022; UNOCHA, ‘Humanitarian needs overview 2023 – South Sudan’, November 2022.

Improving food security and income generation in rural areas through support to farmers

South Sudan's population is facing increased hunger and malnutrition, especially in areas affected by climate shocks and conflicts. According to IPC forecasts, around 6.3 million people were acutely food insecure between December 2022 and March 2023. Moreover, around 67,000 women and 1.4 million children were reportedly malnourished in 2022.^{1,2} As described in the above sections, extreme climate conditions and frequent conflicts have contributed to the severe food insecurity in the country. Despite the October-December farming season harvest marginally improving the food security situation in some areas, millions of South Sudanese remain critically food insecure. UNOCHA warns that these numbers are likely to surpass those recorded during the 2013 and 2016 conflicts if no adaptation measures are put in place.³

The EUTF portfolio in South Sudan implements activities that aim to improve the population's resilience to shocks, some of which focus on promoting revenue generation for smallholder farmers. For instance, projects under the SSRD and the South Sudan Job Creation programmes focus on the development of the agricultural sector to address the country's food security challenges and exploit the potential for job creation among South Sudan's young population. To date, a total of 90,515 people (53% female and 47% male) have been supported to develop IGAs (EUTF indicator 1.3), of whom 26,070 were reached in 2022 (including 13,347 in S2 2022 alone). For example, the SSRD WV project trained 9,409 people – mostly members of farmer groups and saving for transformation (S4T) groups – on business management, core S4T models and market-oriented production techniques, and supported the farmer groups to form marketing associations. SSRD IRC reached 5,428 beneficiaries with IGA support, including VSLA members supported to form IGA groups, farmers trained on post-harvest handling and people provided with start-up kits and/or grants to establish businesses in Jonglei, Unity and Upper Nile States. Projects under the Women Empowerment Programme collectively supported 5,110 IGA beneficiaries in 2022, in part thanks to SS Women Empowerment Cordaid, which trained women-led IGA group members on business planning and financial literacy, and also provided them with grants to establish IGAs. Finally, to improve agricultural value chains, through the SS Job Creation project, ITC trained 2,813 people on business management, improved production and harvesting techniques and post-harvest practices, and provided them with equipment in Juba, Nzara and Yambio Counties. The project also linked 203 youths to financial institutions.

Focus box 9: SSRD WV is improving agricultural inputs through a market-based approach in Jur River County⁴

More than 75% of the South Sudanese population, including farmers, agro-pastoralists and pastoralists, rely on farming and livestock rearing for their daily food and income. However, the agricultural sector is facing numerous challenges including climate shocks, lack of availability of agricultural inputs, inefficient farming practices and insecurity hampering the expansion of areas under cultivation. In Jur River County, the agri-input market sector is not well developed, and many development and humanitarian actors in the agricultural sector have failed to implement sufficiently market-oriented agricultural interventions in the area.

The EUTF-funded SSRD WV project addresses these challenges by strengthening the agricultural input sector through a market-based approach. Among other activities, the project partners with agri-input dealers in its implementation areas and supports smallholder farmers to access inputs (such as ox-ploughs and seeds) through commercially viable market-based approaches such as cost sharing and subsidies.

¹ FEWSNET, 'South Sudan: Food security outlook update December 2022', 30 December 2022.

² UNOCHA, 'South Sudan humanitarian snapshot (December 2022)', 12 January 2023.

³ Ibid.

⁴ Photo credit: World Vision.

Six months after partnering with the SSRD WV project, one of the agri-input dealers reported to have sold 75 ox-ploughs to local farmers through a cost-sharing mechanism. He adds that the partnership with the project has significantly boosted his sales. To meet the increase in demand, the project links agri-input dealers with wholesalers. The linkage has enabled agri-dealers to access large numbers of ox-ploughs in one go.

“Getting an Ox-plough was a difficult thing for most of the local farmers in the area even though we have bulls. I appreciate what the

project is doing for us by first bringing Ox-ploughs near to us, minimising transportation costs, and second, subsidising their prices for us through paying 50%,” says one of the lead farmers in Marial Bai, Jur River County. He reports that his farmer group acquired three ox-ploughs for a total cost of USD 300 instead of the usual market price of USD 600, thanks to a cost-sharing arrangement. Beneficiaries report that utilisation of ox-ploughs has enabled farmers to cultivate more hectares of land than before, thus improving local food security conditions.

Photo 4: Farmer (left) receives Ox-ploughs from agri-input dealer in Jur River County



EUTF-funded food security-related interventions have benefitted a total of 1,744,805 people (EUTF indicator 2.4), of whom just 29,736 were supported in 2022 (including 15,574 reached in S2 2022). Nearly all of the outputs (95%) under this indicator to date are attributable to the now ended Cross-Border El Niño SS FAO project, which reached households with mass livestock vaccinations/treatments and agricultural trainings. In 2022, SSRD IRC reached 18,343 people, including 14,938 farmers and members of farmer groups and farmer field schools trained on seed multiplication and accessing demonstration gardens/plots, 2,139 household members provided with staple crop and vegetable seeds, and 1,266 women group members provided with agricultural inputs – all in Jonglei, Unity and Upper Nile states. SSRD FAO carried out various food security-related activities, including trainings on fruit and vegetable production and distributions of ox-ploughs to smallholder groups benefitting 10,271 people in Aweil East and Aweil South Counties in Northern Bahr El Ghazal State. The remaining 1,122 food security-related beneficiaries in 2022 were supported by the SSRD WV project.

Finally, more than three-quarters (77%) of the 8,862 TVET and skill development beneficiaries in 2022 in South Sudan were trained to be employed in the agricultural sector (EUTF indicator 1.4).¹ Notable 2022 outputs were reported by projects such as SSRD FAO, which trained 2,900 smallholder group members on value chain development and market access and supported them with equipment for production. The South Sudan Job Creation ITC project trained and provided incubation and mentorship to 812 young agricultural entrepreneurs and trained 97 trainers on food safety-related issues.² Lastly, SS Women Empowerment projects collectively reached 2,975 women with trainings on topics such as business and financial management, vegetable production, fish preservation and baking. As of December 2022, a total of 20,629 people had benefitted from TVET and skills development interventions, of whom 84% were trained for employment in the agricultural sector.

Children’s health, nutrition and education

EUTF-funded projects in South Sudan also support basic service delivery, with a particular focus on education and health services. To date, 84% of all basic social services delivered are health-related (i.e. medical treatment and psychosocial support) and the rest (16%) are education services (mostly

¹ Textile and clothing sector (2%) while the sector for 22% of the beneficiaries is unspecified.

² Beneficiaries of TVET trainer trainings are also counted under EUTF indicator 1.4, with a specific marker.

through the provision of learning materials and tuition fees). As of December 2022, 4,237,601 basic social services have been delivered to women and children (EUTF indicator 2.2), including 539,093 in 2022 (of which 274,628 were reported in S2 2022). This year, HPF III provided 378,397 outpatient consultations and 160,562 medical treatment services to children, accounting for nearly all (97%) of the outputs reported under this indicator in 2022. The project aims to strengthen South Sudan's health system by promoting equal access to quality health and nutrition services, especially to pregnant women and children.

In addition, to promote good nutrition, EUTF-funded projects have provided nutrition assistance to 203,524 people to date (EUTF indicator 2.3), of whom 76% are children. The outputs are largely attributable to the now ended Education in Emergency WFP project, which supported daily school meals and distributed food commodities to 132,438 (51% female and 49% male) school-going children. The remaining results were reported by the HPF III and SSRD IRC projects, which provided treatment to children with acute malnutrition. In 2022, HPF III supported the treatment of 4,999 malnourished children, and the SSRD IRC and FAO projects collectively trained/sensitised 1,403 women on nutritional practices and diversified nutritional habits.

With regard to children's education, Outreach SS UNICEF provided incentive payments and relocation allowances to 15,799 certified and volunteer teachers in 2022 (including 7,980 supported in S2 2022) to promote learning mostly in hard-to-reach areas (EUTF indicator 1.1). The project also constructed or rehabilitated 111 boreholes in schools in 2022 (EUTF 2.1bis).

Peacebuilding and women's rights

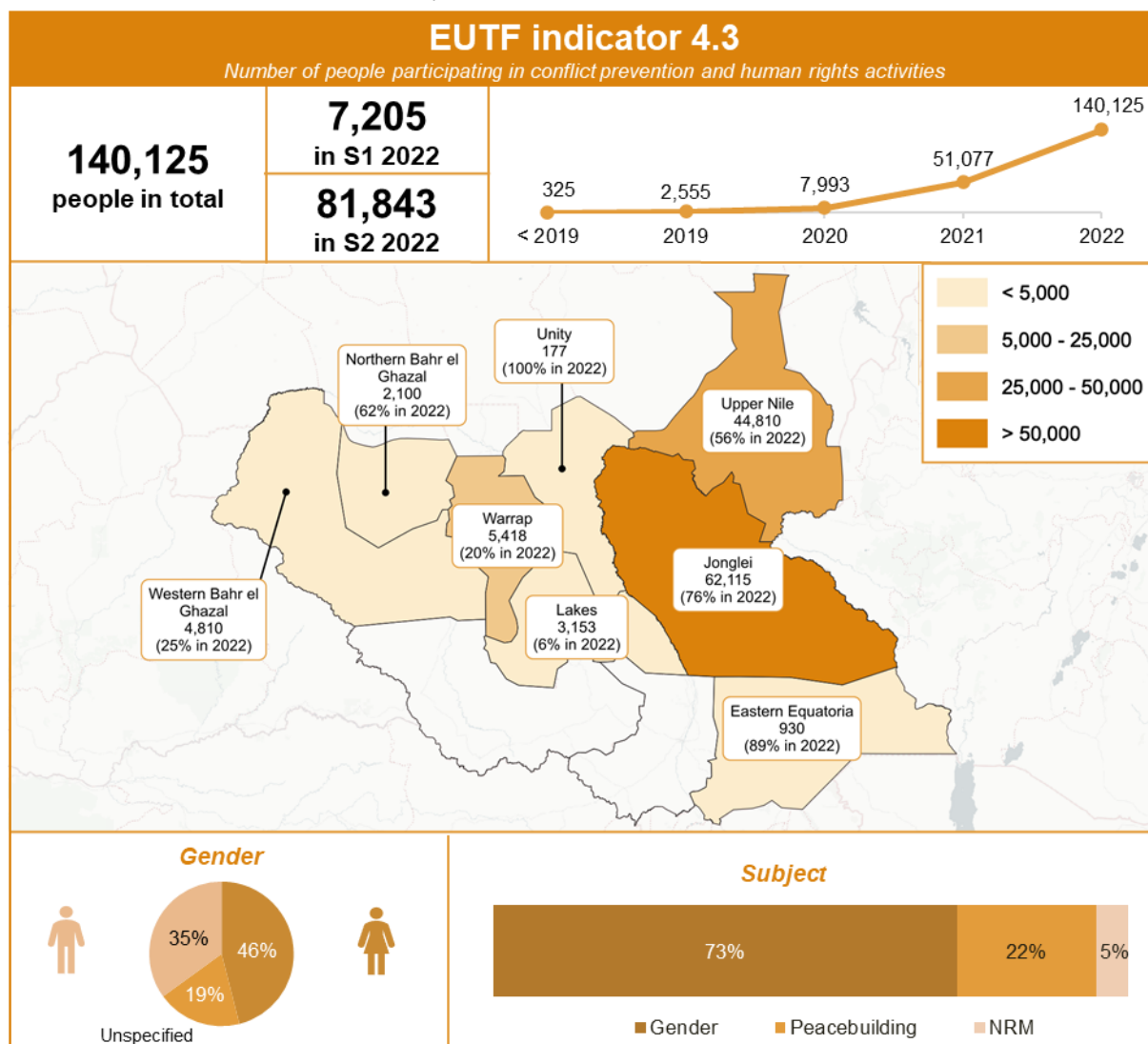
Violence and worsening economic conditions in South Sudan are exacerbating the state of insecurity in the country. These conditions are not only negatively affecting the peace process but have also led to increased human rights violations. Women and children have been continuously and disproportionately affected by the violent conflicts, culminating in significant trauma caused by multiple forms of abuses, exploitation and GBV. Throughout 2022, UNICEF reached over 52,000 individuals in South Sudan with GBV response measures, including case management, psychosocial support and referrals to other services. UNICEF cites GBV as a critical threat to the health and protection of women and children in South Sudan.¹

Some EUTF-funded interventions in South Sudan aim to contribute to building sustainable peace and reconciliation in the country by promoting conflict prevention, peacebuilding and women's rights and by countering GBV. For example, the South Sudan Conflict Resolution programme targets communities with dialogues, intra- and intercommunity reconciliation meetings and socio-cultural events aimed at promoting peace and reinforcing reconciliation. In addition, the Women Empowerment and SSRD programmes implement various gender-focused activities (such as community sensitisation on women's rights and sexual violence), alongside livelihoods and health interventions, in an effort to improve conditions for women in South Sudan. In 2022, a total of 89,047 people were reached with awareness-raising campaigns and events on conflict prevention and peacebuilding (EUTF indicator 4.3), nearly all (92%) of whom were reported in S2 2022 alone. Projects contributing to the 2022 output include Conflict Resolution NCA, which reached 29,054 people with dialogues, intra- and intercommunity reconciliation meetings and socio-cultural events in Eastern Equatoria, Jonglei and Upper Nile States. The Women Empowerment projects collectively sensitised 46,571 people on women's rights, with SS Women Empowerment Cordaid conducting advocacy campaigns and events on SGBV and women's rights (reaching 25,665 people in Jonglei and Upper Nile States) and the SS Women Empowerment ZOA project reaching 13,172 people through sensitisation workshops and theatrical productions on legislation protecting the rights of women and cultural barriers around gender norms. Finally, the SSRD projects conducted events and campaigns on topics including peacebuilding, social and behaviour change and women's rights, collectively reaching 13,065 people. 73% of 140,125

¹ UNICEF, 'South-Sudan humanitarian situation report: 1 January – 31 December 2022', 15 February 2023.

people reached on conflict prevention and peacebuilding to date have been sensitised on gender and women’s rights, followed by conflict prevention/peacebuilding topics (22%) and natural resource management (NRM, 5%).

Figure 36: Number of people participating in peacebuilding and human rights activities (EUTF indicator 4.3), South Sudan, as of December 2022¹



EUTF-funded projects also target government staff and relevant non-state actors with trainings on conflict prevention, governance and human rights in order to strengthen their capacity on these issues. To date, 6,748 staff from government and non-governmental institutions have been trained on conflict prevention and governance-related issues (EUTF indicator 4.2), of whom 3,736 were reached in 2022 (including 2,372 in S2 2022). The 2022 output (3,736) accounts for more than half (55%) of the total output and represents the largest annual result ever achieved to date. 63% of the 2022 output is attributable to the Women Empowerment projects, which collectively trained 2,346 staff on women’s rights and SGBV. SSRD WV also trained 917 members of women-led community-based organisations on peacebuilding and facilitated the placement of 60 other women in leadership positions in community structures and local governments. In addition, the Conflict Resolution NCA project trained 393 local peace structure members and local peacebuilding NGO staff on various topics such as dialogue, mediation and problem-solving skills.

¹ 123,513 beneficiaries are represented on the map. 16,612 beneficiaries do not appear on the map as the location of support is unknown.

5.5.3. SOUTH SUDAN AND THE EUTF COMMON OUTPUT INDICATORS

The following table presents an overview of the results achieved so far by the EUTF portfolio in South Sudan.

Table 9: EUTF common output indicators for South Sudan, as of December 2022^{1,2,3}

EUTF Indicator	2016-2018	2019	2020	2021	S1 2022	S2 2022	Total	Trend
1.1 Number of direct jobs created or supported	28,252	0	293	2,210	9,114	8,765	48,634	
1.2 Number of MSMEs created or supported	2	1,870	73	603	86	673	3,307	
1.3 Number of people assisted to develop income-generating activities	6,484	14,289	18,443	25,229	12,723	13,347	90,515	
1.4 Number of people benefitting from professional trainings (TVET) and/or skills development	0	0	160	11,607	6,940	1,922	20,629	
1.5 Number of industrial parks and/or business infrastructures constructed, expanded or improved	0	0	0	7	1	0	8	
2.1 Number of local development plans directly supported	0	0	8	9	0	0	17	
2.1 bis Number of social infrastructure built or rehabilitated	3	120	31	60	47	134	395	
2.2 Number of basic social services delivered	1,779,966	101,283	1,009,456	807,803	264,465	274,628	4,237,601	
2.3 Number of people receiving nutrition assistance	0	100,505	20,447	76,170	4,148	2,254	203,524	
2.4 Number of people receiving food security-related assistance	59,045	159,885	1,453,233	42,907	14,161	15,574	1,744,805	
2.5 Number of institutions that adopt local disaster risk reduction strategies	0	0	8	20	17	15	60	
2.7 Number of people reached by sensitisation campaigns on resilience-building practices and basic rights	330	48,324	247,082	179,069	73,379	74,423	622,606	
2.8 Number of staff from local authorities and basic service providers benefitting from capacity building to strengthen service delivery	1,068	1,489	6,132	3,468	248	1,362	13,766	
2.9 Number of people having improved access to basic services	1,412,600	60,787	31,407	45,656	24,669	37,025	1,612,144	
3.6 Number of institutions strengthened on migration management	0	8	0	0	0	0	8	
3.7 Number of individuals trained on migration management	0	180	0	0	0	0	180	
4.1 Number of infrastructures supported to strengthen governance	0	0	0	0	3	0	3	
4.2 Number of staff trained on governance, conflict prevention and human rights	80	1,025	621	1,286	1,364	2,372	6,748	
4.3 Number of people participating in conflict prevention and human rights activities	325	2,230	5,438	43,085	7,205	81,843	140,125	
4.6 Number of strategies, laws, policies and plans developed and / or directly supported	56	8	10	109	9	29	221	
5.1 Number of multi-stakeholder groups and learning mechanisms formed and regularly gathering	16	35	54	104	10	24	243	
5.2 Number of planning, monitoring, learning, data collection and analysis systems set up, implemented and / or strengthened	11	17	20	308	3	5	364	
5.3 Number of field studies, surveys and other research conducted	13	28	13	19	0	6	79	
5.4 Number of regional cooperation initiatives created, launched or supported	15	16	12	0	0	0	43	
6.1 Number of pandemic-related supplies provided for COVID-19 response	0	0	31,549	6,184,068	0	0	6,215,617	
6.2 Number of people directly benefitting from COVID-19 activities	0	0	20,889	0	0	0	20,889	
6.3 Number of entities benefitting from COVID-19 activities	0	0	6	117	0	0	123	

¹ Data in this report is not comparable with reports prior to S1 2020 due to the application of methodological changes (more information on this process can be found in the S1 2020 report). However, all MLS data (including historical data) has been adapted to the new methodological notes where possible, and therefore all data included in this table is fully comparable across reporting periods. In some cases, data that could not be changed or adapted was taken out to ensure comparability.

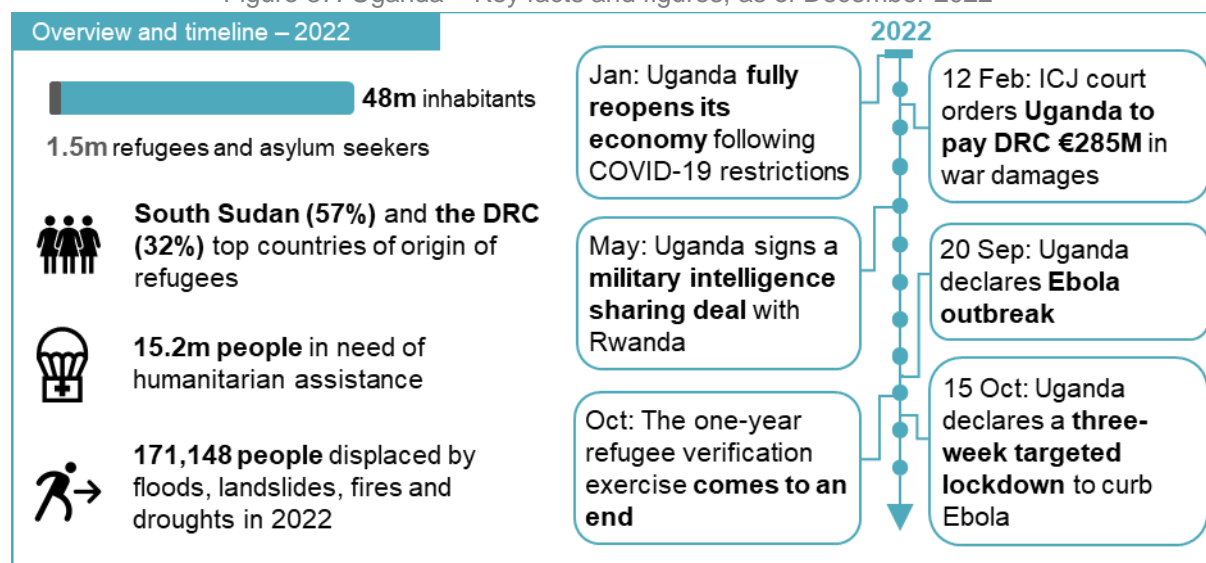
² The sum of S1 and S2 2022 values found throughout the report might differ by one unit from 2022 values due to rounding.

³ The trendlines present the non-cumulative evolution of the quarterly results for each EUTF indicator.

5.6. UGANDA

5.6.1. UGANDA IN 2022

Figure 37: Uganda – Key facts and figures, as of December 2022¹



In total, Uganda hosts 1,495,688 refugees and asylum seekers as of the end of 2022, making it the host of the largest refugee population in Africa.² The country continued to receive new arrivals of refugees in 2022, as the ongoing conflict in the DRC's North Kivu and Ituri Provinces, as well as conflicts and natural disasters in South Sudan, led to 144,200 refugees crossing over to Uganda throughout the year.³ In October, the Office of the Prime Minister and UNCHR finalised a one-year refugee verification and individual profiling exercise. This is a periodic exercise that aims to verify existing statistics related to the refugee population in Uganda, assess individual refugees' economic profiles, and issue them with a new generation of QR code-compatible refugee documents.⁴ Drawing from the findings on socioeconomic vulnerability from the individual profiling exercise, in December 2022 the CRRF steering group endorsed a prioritisation exercise in Uganda. The exercise arose from the challenging funding environment and competition for resources, which highlight the need for prioritisation in offering food assistance to refugees through targeting, efficiency, effectiveness and ensuring good sector governance. This is expected to address the shortfall in funding for food assistance as refugee needs exceed the available resources.⁵ Therefore, starting in 2023, humanitarian organisations such as WFP are expected to provide the highest recommended food rations to the most vulnerable refugee households while reducing the amount of monthly food assistance provided to the least vulnerable households.

In September 2022, the Ministry of Health declared an outbreak of Ebola in Uganda. In response, the government enacted temporary measures to curb the spread of the virus, including a three-week lockdown in the most affected districts (Kassanda and Mubende) from 15 October. On 8 November, the Ministry of Education mandated the closure of schools two weeks earlier than planned in order to contain the spread of the disease. A total of 142 cases, including 55 deaths, were reported across nine

¹ IOM, 'Uganda – Info sheet: Multi-hazard response/DRR platform (2022)', 23 March 2023; UNHCR, 'Uganda - Refugee statistics December 2022', 6 January 2023; UNICEF, 'Uganda humanitarian situation report no. 6, January – December 2022', 3 February 2023; World Population Review, 'Uganda population 2023 (Live)'. Retrieved on 17 March 2023 at <https://worldpopulationreview.com/countries/uganda-population>.

² UNHCR, 'Uganda - Refugee statistics December 2022', 6 January 2023.

³ UNHCR, 'EHAGL operational update (October – December 2022)', 17 February 2023.

⁴ UNHCR, 'Uganda: Socioeconomic assessment of refugees through individual profiling exercise - Home visits, 2022', 14 December 2022.

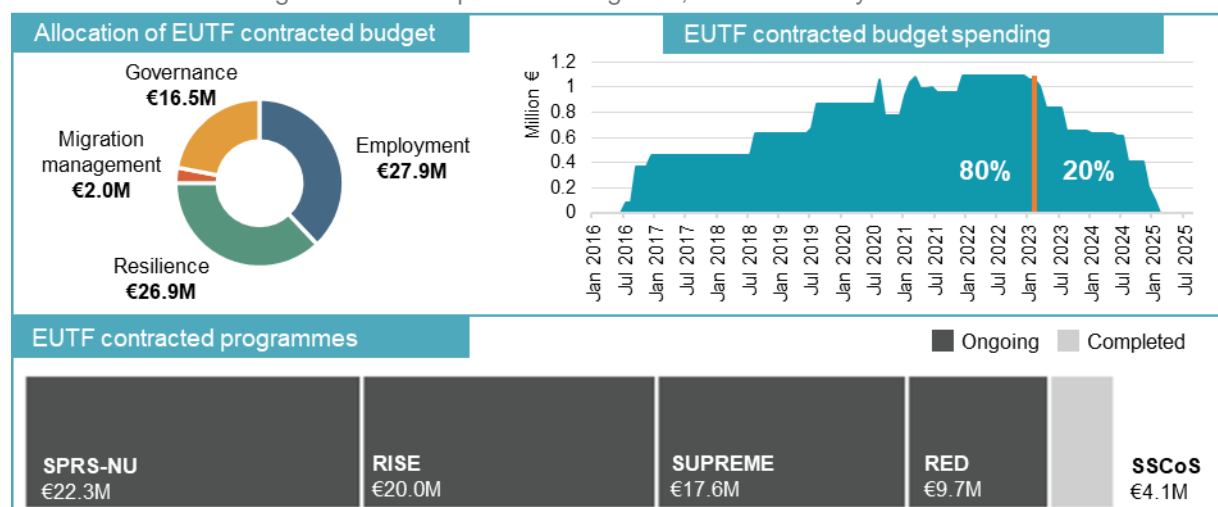
⁵ WFP, 'WFP prioritises food assistance for the most vulnerable refugees in Uganda as needs outstrip resources', January 2023.

districts by the end of the year.¹ It is worth noting that the Ebola outbreak delayed the implementation of activities of some EUTF-funded projects implementing in southwestern Uganda. In addition, the country also experienced and responded to small-scale outbreaks of other diseases such as Crimean Congo haemorrhagic fever, measles and yellow fever throughout the year. The recurrent outbreaks of these infectious diseases and the measures put in place, such as movement restrictions, disrupted economic activities, limited household earnings and constrained their access to basic services.

Uganda's post-pandemic recovery began at the beginning of 2022, following the full reopening of the economy in January, and accelerated throughout the year. The resumption of activities in the services and industrial sector, increased private consumption and an uptick in private investments led to strong economic performance during the year, offsetting the weather-induced decline in performance within the agricultural sector. The World Bank estimates that Uganda's economy grew by 4.7% in 2022 from 3.4% in 2021, surpassing an earlier prediction of 3.7% in June 2022.² The country's future economic outlook remains positive, owing in part to various government initiatives such as heavy investments in infrastructure construction and oil production, which are expected to further accelerate economic growth. For instance, in February 2022, the Uganda National Oil Company came to an agreement with TotalEnergies EP Uganda, among other firms, to commence the production and export of the country's estimated 1.4 billion barrels of recoverable oil by 2025 (although there are environmental and human rights concerns over the decision to construct a cross-border pipeline through natural ecosystems, land compensation modalities, and other issues).^{3,4} However, despite the high expected rate of economic growth, Uganda's rate of poverty reduction is likely to remain low, in part due to the population's high level of reliance on the agricultural sector, which is vulnerable to climate shocks.⁵

5.6.2. THE EUTF IN UGANDA

Figure 38: EUTF portfolio in Uganda, as of February 2023^{6,7,8}



¹ UNICEF, 'Uganda humanitarian situation report no. 6 (end of year) January - December 2022', 3 February 2023.

² World Bank, 'Uganda economic update 20th edition: Unlocking the benefits of the African continental free trade area and regional integration', 15 December 2022.

³ The East African, 'Uganda starts first oil drilling, eyes production in 2025', 24 January 2023.

⁴ Energy Intelligence, 'Uganda's troubled path to oil production', 28 October 2022.

⁵ World Bank, 'Macro poverty outlook for Uganda: April 2023', 14 April 2023.

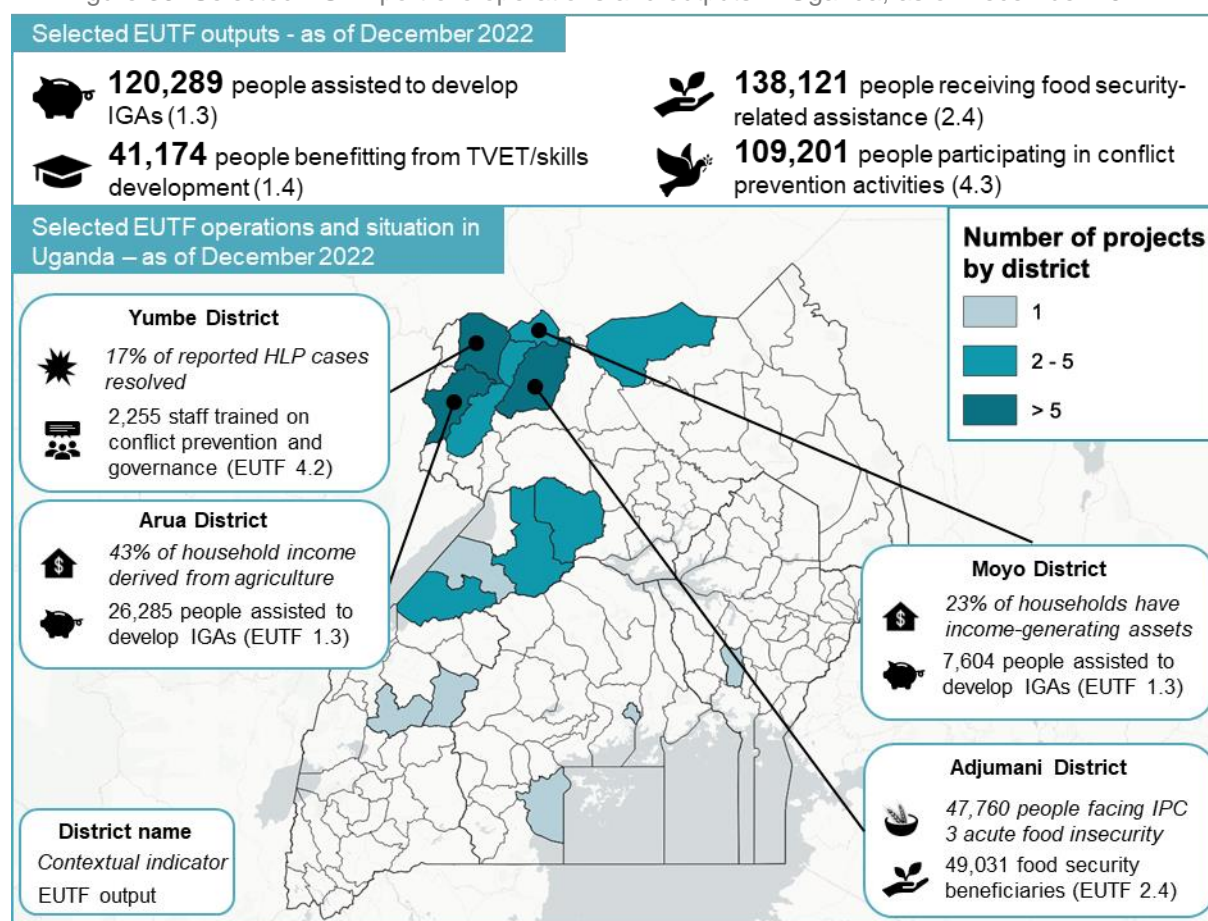
⁶ EUTF funding data is valid as of February 2023, refers only to contracted (not committed) and operational projects, and has been rounded to the nearest €0.1M. Possible discrepancies between cumulative programme budgets and the total country budget are due to rounding.

⁷ Calculations for the spending chart assume that projects evenly distribute budget spending across years of implementation.

⁸ The total contracted funding amount of Uganda has decreased by less than €1M compared to the last report because some completed project budgets have been retroactively adjusted downward since the last report, in order to reflect the actual amount paid after final accounting.

In Uganda, the EUTF focuses on strengthening the resilience and self-reliance of communities, as well as on integrating refugees into mainstream service delivery. As of the end of 2022, the EUTF had contracted a total of €74M to Uganda, distributed across a total of sixteen projects, including twelve in implementation and four that are completed.¹ 38% (or €28M) of the contracted budget is allocated to SO1 (improved economic and employment opportunities). EUTF-funded interventions under this SO include IGA support and TVET trainings implemented by the RISE and SPRS-NU programmes, and the SUPREME Livelihoods WV project. EUTF-funded projects in Uganda also provide trainings on modern agricultural practices to improve agricultural value chains and promote agricultural IGAs. SO2 (strengthening local communities' resilience) accounts for 37% (or €27M) of the contracted budget in Uganda. Interventions under SO2 include food security-related support and provision of basic services (mostly education, health services, legal representation and psychosocial support) implemented by the now ended SPRS-NU ADA and DRC projects, and the RISE and SUPREME programmes. An additional €17M is allocated to SO4 (conflict prevention and peace building), with the aim of strengthening justice, rule of law and order in Uganda, of raising awareness on conflict prevention and of promoting social cohesion between refugees and host communities. Most of these interventions are implemented by the SUPREME programme. The remaining €2M is dedicated to SO3 (migration management).²

Figure 39: Selected EUTF portfolio operations and outputs in Uganda, as of December 2022³



¹ 'Completed' projects refer to projects whose contracts have ended.

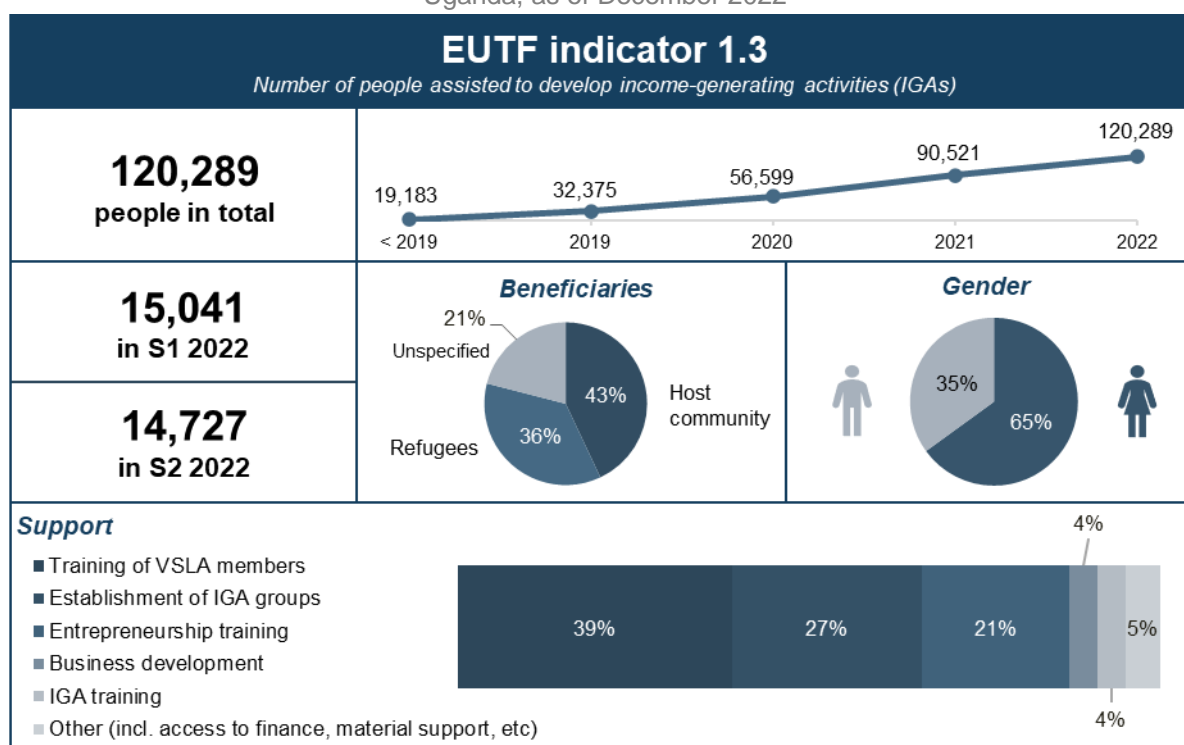
² The remaining <1% (€0.3M) is allocated to cross-cutting issues.

³ GIZ, 'Access to energy for livelihoods and displacement Settings', 2022; IPC, 'Uganda: Acute food insecurity situation June - August 2022 and Projection for September 2022 - January 2023', 24 November 2022; REACH Initiative, 'Refugee access to livelihoods and housing, land and property: Bidibidi settlement fact sheet May 2019', 15 July 2019; REACH Initiative, 'Refugee access to livelihoods and housing, land and property: Palorinya settlement fact sheet May 2019', 15 July 2019.

Economy and employment

The tenth round of the World Bank’s high-frequency phone survey, which aims to monitor the impacts of COVID-19 and other shocks in Uganda, found that 80% of respondents were engaged in employment or IGAs in October and November 2022. This represents an increase from the 74% of respondents reported in the same period in 2021.¹ Despite the marginal improvement, multiple consecutive poor rainy seasons have adversely affected the incomes and livelihoods of households in refugee settlements and rural areas, the majority of which depend on seasonal labour opportunities from agricultural activities for their livelihood.² An assessment conducted by IMPACT and UNHCR in ten refugee settlements and Kampala in November-December 2022 found that more than 60% of respondents had challenges accessing livelihood support in the six months prior to the study.³

Figure 40: Number of people assisted to develop income-generating activities (EUTF indicator 1.3), Uganda, as of December 2022



In response to economic conditions in the country, EUTF-funded projects in Uganda have supported 120,289 people (43% host community members and 36% refugees⁴) to develop IGAs as of December 2022 (EUTF indicator 1.3), of whom 29,768 were reached in 2022 alone. 84% of the 2022 results are attributable to the SUPREME Livelihood WV and RISE ACF projects, which target beneficiaries with activities aimed at improving agricultural value chains and increasing the income generated through IGAs. SUPREME Livelihood WV trained 14,907 VSLA and savings and development cluster (SDC) agents and members of SDCs on agro-processing, financial literacy, enabling rural innovation and VSLA methodology, and also provided them with grants to develop MSMEs in Arua, Madi Okollo, Moyo and Obongi Districts. The RISE ACF project trained 10,050 people on business management, financial literacy and VSLA methodology, and also provided them with cash grants and start-up kits in Adjumani, Arua and Yumbe Districts. Meanwhile, RED Save the Children trained 1,529 women and youth on environmentally friendly enterprises as alternative IGAs, while RISE GIZ supported 1,477 people to develop IGAs. The remaining 2022 outputs are attributable to SUPREME SPACE IRRI (which trained

¹ World Bank, 'Uganda high frequency phone survey round 10', November 2022.

² FEWSNET, 'Uganda food security outlook, October 2022 to May 2023', 6 December 2022.

³ IMPACT Initiative and UNHCR, 'Participatory assessment report 2022,' April 2023.

⁴ The displacement status of the remaining 21% of beneficiaries is unspecified.

1,298 women and youth on entrepreneurship), SUPREME Justice LWF (which supported 438 youths to participate in IGAs through youth support networks) and RED UBF (69 IGA beneficiaries).

EUTF projects in Uganda have also reached 41,174 beneficiaries (62% female and 38% male) with TVET and skills development trainings to date (EUTF indicator 1.4), including 9,645 in 2022. The large share of female TVET beneficiaries is mainly attributable to the fact that most EUTF projects in Uganda explicitly target women and youths in their TVET/skills development interventions. 47% of the collective 2022 output is attributable to RISE ACF, which conducted agricultural production, financial literacy, and life skills trainings, and also supported internship placements, for 4,552 people in Arua and Adjumani Districts. This is distantly followed by RISE GIZ (2,178 beneficiaries), and the RED Save the Children project, which trained 1,419 men, women and youth as artisans and supported their apprenticeship placements. Other notable outputs in 2022 were reported by SUPREME SPACE IRRI (which trained 1,091 women and girls affected by GBV on transformational leadership and life skills) and SPRS-NU Enabel (393 beneficiaries).

Finally, a total of 2,415 jobs were created or supported in Uganda in 2022 (EUTF indicator 1.1), representing the second-largest annual output delivered to date (the largest being 2019, when 2,484 jobs were reported). 48% (or 1,159) of the 2022 output comprise jobs supported by RISE GIZ, followed by the SUPREME Livelihood WV project, which linked 690 youths to internship or employment opportunities in the private sector in Arua, Madi Okollo, Moyo and Obongi Districts. In addition, 399 youths found self-employment as a result of successful IGAs, and 165 others found formal employment after internship placements facilitated by RISE ACF in Arua and Yumbe Districts. To date, 9,845 jobs have been created or supported, of which 48% have benefitted host community members and 40% have benefitted refugees.¹

Resilience

Findings from the World Bank's aforementioned high-frequency phone survey shows that despite improvements observed against basic economic indicators, food insecurity in most parts of the country worsened in 2022.² This can be attributed in part to climate shocks as well as to a general increase in commodity prices in the region and globally. For instance, floods displaced a total of 21,115 people in Uganda and disrupted livelihoods for a further 126,102, especially during the March-May 2022 rainy season and towards end of the year.³ Although the second seasonal harvest in October increased food availability in some parts of Uganda, successive seasons of poor rainfall since early 2021 and drought in other parts of the country (such as the Karamoja region) resulted in below-average crop production in those areas. As a result, the prices of food and non-food items remain above the five-year average at the national level, thereby limiting food access among poor households.⁴

The EUTF has provided 138,121 individuals (54% refugees and 46% host community members) with food security-related support, including 25,170 (or 18% of the total output) supported in 2022 (EUTF indicator 2.4). (The total output to date is lower than that reported in the S1 2022 report [148,057] due to data corrections made by the SUPREME Livelihoods WV project team in S2 2022.) The 2022 outputs are largely attributable to the SUPREME Livelihood WV project, which set up demonstration cultivation plots and trained 16,560 farmers on sustainable agricultural production (including farmer-managed natural regeneration) in Arua, Moyo, Madi Okollo and Obongi Districts. This is followed by RISE ACF, which delivered optimised land use model training, provided farm inputs and distributed animals and equipment to 8,389 people in Adjumani, Arua, Terego and Yumbe Districts. Finally, the RED UBF project trained 221 farmers on agroforestry, climate-smart agriculture and sustainable land management practices in Arua and Yumbe Districts.

¹ The beneficiary type of the remaining 12% is unspecified.

² World Bank, 'Uganda high frequency phone survey round 10', November 2022.

³ UNICEF, 'UNICEF Uganda humanitarian situation report January - December 2022', 3 February 2022.

⁴ FEWSNET, 'Uganda food security outlook, October 2022 to May 2023', 6 December 2022.

In 2022, a total of 2,408 basic services were delivered through EUTF funding (EUTF indicator 2.2), all of which were reported by the SUPREME projects. This represents a more than 100% increase from the 2021 result (1,115), which can be attributed to the fact that most of the SUPREME projects started reporting data on this indicator in 2022, replacing the SPRS-NU ADA project (which ended in S1 2021) as the leading contributors to the latest results. Basic services delivered in Uganda in 2022 focused on the population's access to justice as well as rehabilitation and the reintegration of ex-offenders into society. For instance, SUPREME JLOS IRC provided 908 people (including children, GBV survivors and victims of violence) with legal aid, including legal representation in Lamwo and Yumbe Districts. The SUPREME Justice PRI project also provided 811 individuals (including offenders and ex-offenders) with legal aid and psychological and social counselling in Lamwo and Obongi Districts. Lastly, SUPREME JLOS KRC provided counselling, legal services (such as case documentation and litigation) and psychological support to 352 individuals in Arua, Lamwo and Yumbe Districts. Lastly, SUPREME SPACE IRRI referred 201 women and girls who are victims of SGBV to the Federation of Women Lawyers¹ for assistance, while the SUPREME JLOS MoJCA project supported the resolution of 136 criminal justice cases involving refugees. The 2022 output brings the total number of basic services delivered in Uganda to date to 119,522.

Finally, a total of 85,663 people have been sensitised on resilience-building practices and basic rights to date (EUTF indicator 2.7), of whom more than half (43,622) were reached in 2022 alone (including 25,487 in S2 2022). The impressive result achieved in 2022 is partly attributable to RED projects (Save the Children and UBF), which collectively reached 16,538 people with awareness-raising campaigns on alternative/sustainable energy sources, climate change, environmental conservation and related policies. In addition, RISE ACF conducted nutrition awareness campaigns in Adjumani, Arua and Yumbe Districts benefitting 14,278 people. The remaining 13,106 people were reached through awareness-raising sessions on human rights and legal information conducted by the SUPREME JLOS IRC and MoJCA projects. To date, 45% of all beneficiaries reported under this indicator have been sensitised on good nutrition practices, followed by energy (including climate change and environmental conservation, (21%), legal information (16%), COVID-19 (13%), and other topics such as basic rights and WASH (5%).

Access to justice

In Uganda, the Justice, Law and Order Sector (JLOS, a sector wide approach adopted by the Government of Uganda) brings together eighteen institutions mandated with administration of justice and promotion of the rule of law. It plays a pivotal role in ensuring the safety of the population, observance of human rights and access to justice. EUTF-funded interventions in Uganda, such as the SUPREME projects, support this sector by targeting refugees and host communities with campaigns and events aimed at promoting peaceful coexistence, access to justice and protection services and the rule of law. In addition to conflict prevention and peacebuilding activities, these projects also seek to enhance the capacities of JLOS actors to improve the delivery of justice and protection services, increase knowledge and understanding of human rights, and ensure the inclusion of refugees in formal and informal justice structures.

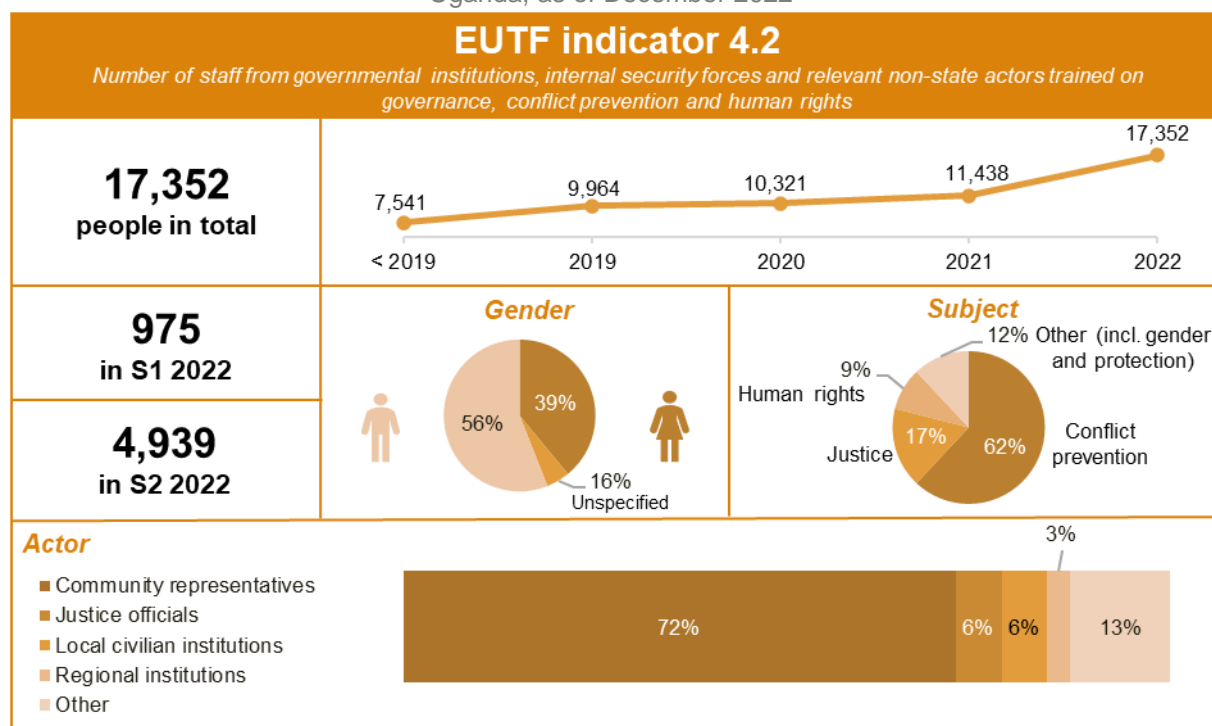
A total of 109,201 people (58% female and 42% male) have been reached with awareness-raising campaigns and events on conflict prevention and peacebuilding to date (EUTF indicator 4.3). 65% (or 71,367) of the total output so far was achieved in 2022 alone, and nearly all 2022 beneficiaries (71,189) were reported by the SUPREME projects. The SUPREME Justice LWF project reached 36,293 people with community dialogue, conflict mediation and household reconciliation events, as well as trainings on human rights, reporting and referral mechanisms, in Adjumani, Lamwo and Moyo Districts. This is followed by SUPREME SPACE IRRI, which conducted conflict prevention and human rights activities and supported Haki (peace, justice and rights) youth club activities benefitting 16,951 people. Lastly, the SUPREME Livelihoods WV project trained 10,027 members of SDCs on conflict sensitivity in Arua,

¹ Federation of Women Lawyers (FIDA).

Madi Okollo, Moyo and Obongi Districts, while the SUPREME JLOS KRC project reached 7,235 people with various interventions such as peace dialogue events, mediation sessions, and trainings on human rights in Arua, Lamwo and Yumbe Districts. The remaining 2022 outputs were reported by SUPREME JLOS MoJCA (435 beneficiaries), SUPREME Justice PRI (248) and RED Save the Children (178).

In order to ensure equitable access to justice, EUTF projects also seek to strengthen the capacities of JLOS actors in the criminal justice system (mostly formal and informal justice and security players) with trainings on conflict prevention and governance. To date, 17,352 (56% male and 39% female¹) government staff and members of informal structures have been trained on governance and human rights (EUTF indicator 4.2), of whom 5,914 were reached in 2022 (including 4,939 in S2 2022). The 2022 output is entirely attributable to SUPREME projects such as SUPREME JLOS MoJCA, which trained 4,176 staff from various JLOS institutions (such as the Uganda Prison Service, Uganda Police Force and Judicial Service Commission) on various topics, including administration of justice in S2 2022 (its first ever reported outputs to MLS). SUPREME SPACE IRRRI trained 858 formal community justice actors, community peace, justice and rights champions and 'legal buddies' on topics such as counselling, case management and court procedures in Lamwo, Madi Okollo and Obongi Districts. The trained legal buddies accompany refugees and host community members appearing before the court and assist them in navigating the related legal processes. The SUPREME Justice LWF project trained 423 community and district peace committee members and formal justice officials on topics such as case management, juvenile-friendly judicial systems and refugee protection in Adjumani, Lamwo and Moyo Districts. The rest of the 2022 outputs were reported by SUPREME JLOS IRC (246 beneficiaries), SUPREME JLOS KRC (130) and SUPREME Justice PRI (81).

Figure 41: Number of staff from governmental institutions, internal security forces and relevant non-state actors trained on governance, conflict prevention and human rights (EUTF indicator 4.2), Uganda, as of December 2022



¹ The gender of the remaining 5% is unspecified.

5.6.3. UGANDA AND THE EUTF COMMON OUTPUT INDICATORS

The following table presents an overview of the results achieved so far by the EUTF portfolio in Uganda.

Table 10: EUTF common output indicators for Uganda, as of December 2022^{1,2,3}

EUTF Indicator	2016-2018	2019	2020	2021	S1 2022	S2 2022	Total	Trend
1.1 Number of direct jobs created or supported	3,141	2,484	1,108	697	1,332	1,083	9,845	
1.2 Number of MSMEs created or supported	369	63	32	31	512	1,192	2,199	
1.3 Number of people assisted to develop income-generating activities	19,183	13,192	24,224	33,921	15,041	14,727	120,289	
1.4 Number of people benefitting from professional trainings (TVET) and/or skills development	2,851	3,913	10,993	13,772	6,580	3,065	41,174	
2.1 Number of local development plans directly supported	0	3	2	1	1	4	11	
2.1 bis Number of social infrastructure built or rehabilitated	10	5	5	5	1	20	46	
2.2 Number of basic social services delivered	0	0	115,999	1,115	1,288	1,120	119,522	
2.3 Number of people receiving nutrition assistance	29,487	7,054	0	0	0	0	36,541	
2.4 Number of people receiving food security-related assistance	21,629	8,057	54,346	28,919	12,872	12,298	138,121	
2.6 Hectares of agricultural and pastoral ecosystems where sustainable management practices have been introduced with EU support	0	0	15	30	7	1,395	1,447	
2.7 Number of people reached by sensitisation campaigns on resilience-building practices and basic rights	318	2,322	18,748	20,353	18,435	25,487	85,663	
2.8 Number of staff from local authorities and basic service providers benefitting from capacity building to strengthen service delivery	832	1,244	6,858	1,000	500	332	10,766	
2.9 Number of people having improved access to basic services	5,419	67,465	191,744	2,653	1,957	3,325	272,563	
3.6 Number of institutions strengthened on migration management	3	0	0	0	0	0	3	
4.1 Number of infrastructures supported to strengthen governance	0	0	0	0	0	1	1	
4.1 bis Number of equipment provided to strengthen governance	0	0	0	0	0	8	8	
4.2 Number of staff trained on governance, conflict prevention and human rights	7,541	2,423	357	1,117	975	4,939	17,352	
4.3 Number of people participating in conflict prevention and human rights activities	4,975	2,570	2,260	28,030	12,218	59,149	109,201	
4.6 Number of strategies, laws, policies and plans developed and / or directly supported	8	9	8	10	1	14	50	
5.1 Number of multi-stakeholder groups and learning mechanisms formed and regularly gathering	1,381	198	91	465	230	272	2,636	
5.2 Number of planning, monitoring, learning, data collection and analysis systems set up, implemented and / or strengthened	60	9	10	10	2	9	100	
5.3 Number of field studies, surveys and other research conducted	12	1	25	235	18	9	300	
6.1 Number of pandemic-related supplies provided for COVID-19 response	0	0	0	398	0	0	398	
6.2 Number of people directly benefitting from COVID-19 activities	0	0	0	28	0	0	28	
6.3 Number of entities benefitting from COVID-19 activities	0	0	0	157	0	0	157	

¹ Data in this report is not comparable with reports prior to S1 2020 due to the application of methodological changes (more information on this process can be found in the S1 2020 report). However, all MLS data (including historical data) has been adapted to the new methodological notes where possible, and therefore all data included in this table is fully comparable across reporting periods. In some cases, data that could not be changed or adapted was taken out to ensure comparability.

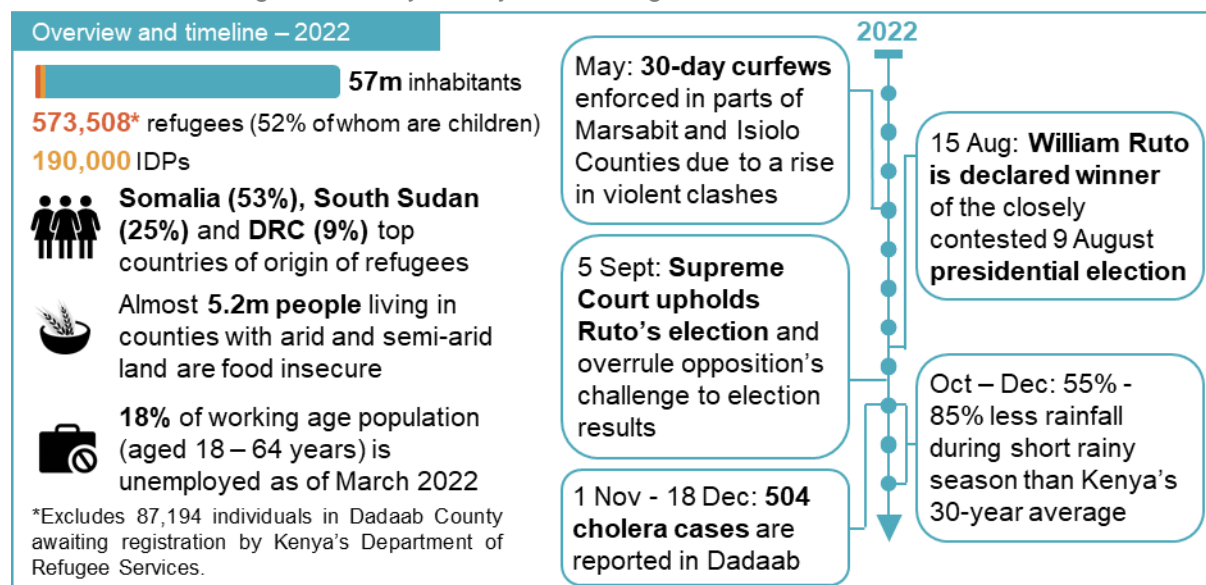
² The sum of S1 and S2 2022 values found throughout the report might differ by one unit from 2022 values due to rounding.

³ The trendlines present the non-cumulative evolution of the quarterly results for each EUTF indicator.

5.7. KENYA

5.7.1 KENYA IN 2022

Figure 42: Kenya – Key facts and figures, as of December 2022¹



On 13 September 2022, Kenya's former vice president, William Ruto, was sworn in as president following a closely contested election on 9 August. On 5 September, Kenya's Supreme Court rejected a petition to challenge the election result, filed by long-term opposition party rival and presidential candidate, Raila Odinga, which helped to ensure a peaceful transition of power following a contentious electoral process.^{2,3} Despite public fears of a repetition of past election-related violence,⁴ observers described the 2022 election as largely peaceful and transparent.⁵ In taking over from his predecessor, Uhuru Kenyatta, President Ruto and his administration face a challenging combination of economic and development challenges, including rising costs of living.⁶

Kenya is one of the countries hit hardest by the region's ongoing drought. Acute food insecurity levels remain elevated, as the late onset of the October to December short rains marked the country's fifth consecutive below-average rainy season.⁷ More than 5.4 million people are projected to experience acute food insecurity and 774,000 will likely face emergency levels of food insecurity between February and June 2023, representing an increase of 43% compared to the same period last year.⁸ In a promising turn of events, early assessments of the 2023 long rains (projected to be above-average) are expected to gradually improve food security in most of Kenya, although depleted water resources and livestock numbers across the country are expected to take years to recover.⁹

Moreover, drought conditions and extremist violence in Somalia have triggered a refugee influx into Kenya, with around 80,000 new arrivals since the start of the drought in late 2020.¹⁰ The Government of Kenya decided to resume registration of Somali asylum seekers in late 2022, ending a pause in

¹ International Displacement Monitoring Centre, iDMC, 'Countries – Kenya', December 2021; UNHCR, 'Kenya statistics package: Refugees and asylum seekers in Kenya', 31 December 2022; Worldometer, 'World population – Eastern Africa – Kenya population'. Retrieved on 2 February 2023 at <https://www.worldometers.info/world-population/kenya-population/>.

² Despite Raila Odinga initially accepting the presidential transition, Odinga has come out to attest the election in 2023 and several nationwide protests have ensued in 2023.

³ BBC News, 'Kenya election 2022: William Ruto sworn in as president', 13 September 2022.

⁴ Human Rights Watch, 'Kenya – Events of 2022', 2023.

⁵ The Commonwealth, 'Kenya elections largely peaceful and transparent say Commonwealth observers', 11 August 2022.

⁶ BBC News, 'Kenya election 2022: Charts that explain the nation,' 8 August 2022.

⁷ FEWSNET, 'Food security outlook update', December 2022.

⁸ IPC, 'Kenya: IPC acute food insecurity & malnutrition snapshot – February – June 2023', 20 February 2023.

⁹ FEWSNET, '2023 long rains expected to support gradual improvement in food security', April 2023.

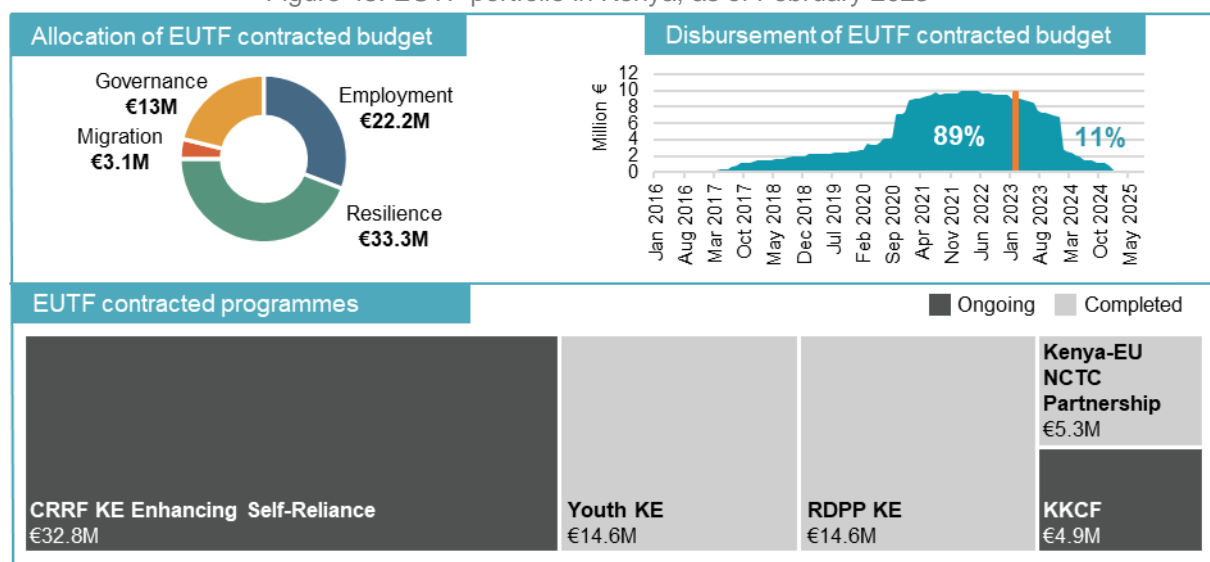
¹⁰ UN, 'Drought, conflict force 80,000 Somalis to shelter in Kenya's Dadaab refugee camps', 6 December 2022.

registrations that began in 2016.¹ At the end of 2022, Kenya hosted 573,508 refugees, of whom 233,661 reside in the Dadaab camps in Garissa County, 197,437 and 48,795 respectively live in Kakuma camp in Kalobeyei settlement in Turkana County, and 93,615 can be found in urban areas of Nairobi, Mombasa, Nakuru, Eldoret and other important towns.^{2,3} At the political level, the government is currently working on a 'Marshall Plan' for refugee resettlement, which is expected to reinforce the country's commitments to refugee protection models such as the CRRF and the 2021 Refugees Act, which promises greater freedoms, rights and opportunities for socio-economic integration of refugees.⁴

In the final months of 2022, Kenya also played a key role in efforts to promote regional stability. In November, former President Kenyatta mediated talks culminating in a peace deal between the Ethiopian government and the TPLF, as well as several peace talks to ease increasing tensions between Rwanda and the DRC in the latter's North Kivu Region. Moreover, on 12 November, the Kenyan government deployed troops to the eastern DRC (through the EAC's regional military force) in response to intensified conflict and violence between the Congolese government and armed groups.⁵

5.7.2 THE EUTF IN KENYA

Figure 43: EUTF portfolio in Kenya, as of February 2023^{6,7}



Kenya represents the third-smallest portfolio (€72M) of EUTF contracted funding in the HoA, distributed across a total of nine projects, including three in implementation and six that are completed.⁸ The EUTF portfolio in Kenya is mainly dedicated to strengthening resilience (SO2, 46%) and improving economic and employment opportunities (SO1, 31%), and to a lesser extent to conflict prevention (SO4, 18%) and migration management (SO3, 4%).⁹

Several EUTF interventions in Kenya embed a development-focused response to forced displacement by promoting self-reliance for refugees and host communities, in an effort to support recent national commitments to the Global Compact on Refugees (GCR) and the CRRF by the Kenyan government, as well as the newly enacted 2021 Refugees Act, which went into effect at the start of 2022. Refugee

¹ European Commission, 'Where we work – Kenya', n.d.

² UNHCR, 'Kenya statistics package - Refugees and asylum seekers in Kenya', 30 June 2022.

³ In 2022, UNHCR undertook a refugee profiling exercise identifying a further 87,194 individuals that are awaiting registration by Kenya's Department of Refugee Services.

⁴ Human Rights Watch, 'Kenya – Events of 2022', 2023.

⁵ International Crisis Group, 'Tracking conflict worldwide – Kenya', December 2022.

⁶ EUTF funding data is valid as of February 2023, refers only to contracted (not committed) and operational projects, and has been rounded to the nearest €0.1M. Possible discrepancies between cumulative programme budgets and the total country budget are due to rounding.

⁷ Calculations for the spending chart assume that projects evenly distribute budget spending across years of implementation.

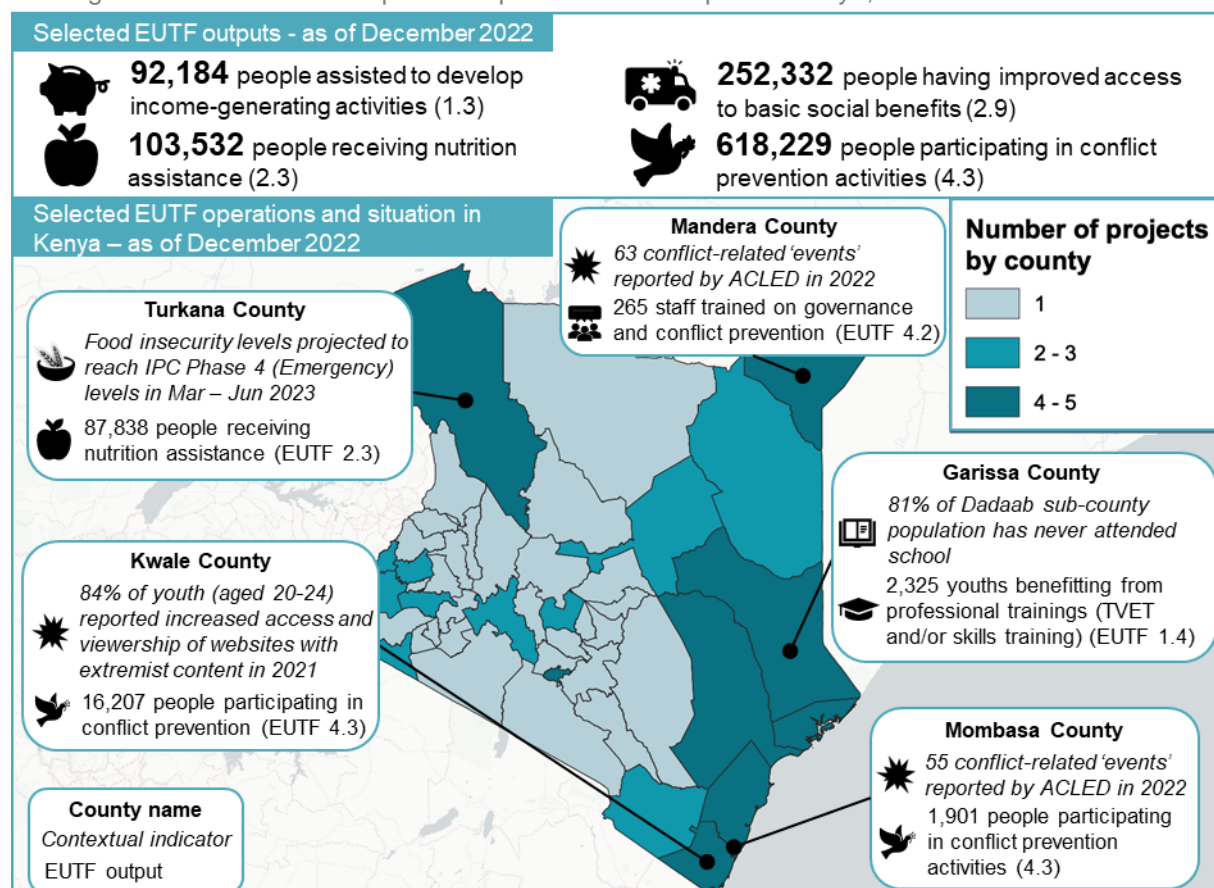
⁸ 'Completed' projects refer to projects whose contracts have ended.

⁹ The remaining 1% (<€500K) is allocated to cross-cutting issues.

self-reliance interventions (under SO2 and SO1) include the ongoing CRRF Enhancing Self-Reliance programme and the Kakuma Kalobeyei Challenge Fund (KKCF) project. The former implements activities in Kakuma camp and Kalobeyei settlement (Turkana County) and in the Dadaab camps (Garissa County) through two separate projects: the CRRF KE ABLI-G project and the CRRF KE Self-Reliance project. The CRRF KE ABLI-G (Area-Based Livelihood Initiative) project, implemented by DRC, aims to improve the self-reliance of refugees and host communities by strengthening income generation and savings, promoting entrepreneurship and business development, and contributing to an enabling business environment in Garissa County, while the CRRF KE Self-Reliance project implemented by FAO, UN-Habitat, UNHCR and WFP aims to support community-based structures (such as mechanisms for information exchange, protection services, and justice) related to GBV and peaceful coexistence, improve household food security and health infrastructure, and strengthen the capacity of county governments to manage their refugee response and roll out the CRRF. Meanwhile, the KKCF project, implemented by IFC, also targets refugee-hosting areas, mostly by supporting the creation of economic opportunities through attracting and advancing private companies and social enterprises to enter the Kakuma and Kalobeyei markets, strengthening entrepreneurship, and supporting policy dialogue to promote a conducive business environment (SO1) in Turkana County.

Conflict prevention and preventing radicalisation (under SO4) represents another area of focus. The Kenya-EU partnership project (which ended in December 2022) aimed its peacebuilding efforts at countering radicalisation and conflict. The Youth programme, which ended in May 2022, also targeted conflict prevention, radicalisation, income generation and TVET, mainly for young people.

Figure 44: Selected EUTF portfolio operations and outputs in Kenya, as of December 2022^{1,2}



¹ ACLED, 'ACLED data'. Retrieved on 27 March 2023 at <https://acleddata.com/>; IPC, 'Kenya – ASAL: IPC Acute food insecurity and acute malnutrition analysis snapshot', 20 February 2023; Kwale County Government, 'Kwale county action plan – To prevent and counter violent extremism', 2021; UN-Habitat, 'Dadaab future vision', August 2022.

² ACLED analysis includes 'events' registered in Kenya such as battles, explosions / remote violence, protests, and riots.

Resilience and forced displacement

Among the 573,508 refugees and asylum seekers in Kenya recorded at the end of the year, UNHCR estimated that the Dadaab camps (Garissa County) received around 2,100 new weekly arrivals during the month of September in response to conflict and drought in neighbouring countries.¹ The Dadaab camps are already overcrowded, and the influx is exacerbating pressure on infrastructure, resources, living conditions and humanitarian needs.² Poor hygienic conditions in the camps led to a rise in cases of measles and cholera, with the latter having increased from 9 to 504 cases between 1 November and 18 December alone.³ Moreover, Kenya's refugee-hosting areas are situated in the arid and semi-arid lands of Turkana and Garissa Counties, both of which are projected to be in IPC Phase 4 (Emergency) levels of acute food insecurity (and parts of Turkana County are further projected to experience IPC Phase 5 [Extremely Critical] levels of acute malnutrition) according to March to May 2023 projections⁴, all of which represent increases from mid-2022 estimates.⁵

In these refugee-hosting areas, EUTF interventions reported some of the largest or second-largest resilience-related outputs in 2022 through nexus approaches. While 2022 saw the largest yearly number of staff from local authorities and basic service providers trained (EUTF indicator 2.8), 2022 results on basic services, nutrition support and food security assistance (EUTF indicators 2.2, 2.3 and 2.4) were only surpassed by the exceptionally large results reported in 2018 during RDPP UNHCR's peak implementation period (the project concluded in 2019), which account for 74%, 54% and 62% of results to date against these indicators. In addition, this year's numbers of beneficiaries of resilience-related campaigns (EUTF indicator 2.7) and people with improved access to services (EUTF indicator 2.9) are only surpassed by 2020, which accounts for 89% and 57% of the total result respectively, largely thanks to several projects (mainly Youth KRCS) implementing COVID-19 related interventions in response to the pandemic.

Since the start of the EUTF, basic social services in Kenya have largely benefitted refugees and asylum seekers, accounting for 93% of the 257,275 services delivered to date (EUTF indicator 2.2). This trend can also be observed in 2022, in which refugees account for 99% of beneficiaries. In 2022, 57,475 services (12% of which were reported in S2 2022) were delivered to refugees and host community members, all through UNHCR (through the CRRF KE Self-Reliance project). The services comprised monthly premiums paid to register 44,237 refugees and host community members in the National Health Insurance Fund, 11,557 refugees provided with ID cards through the Refugee Affairs Secretariat and 1,437 SGBV survivors receiving medical and psychosocial support as well as material and legal assistance, all in Turkana County.

Several EUTF-funded initiatives have sought to strengthen the capacities of service providers and local authorities in refugee-hosting areas, and 2022 saw the largest yearly output of staff or service providers trained to strengthen service delivery, accounting for 42% of the 6,693 trained to date (EUTF indicator 2.8). 2,788 health workers, county and national government officers, county technical staff, NGO staff, and community-based committee members (of whom 84% were reported in S2 2022) received capacity building through the CRRF KE Self-Reliance project, mainly in Turkana County (99%).

Moreover, significant nutrition and food security-related interventions were reported in 2022, possibly in response to the impact of the persistent drought and deteriorating economic conditions on food security in target areas. Namely, 29,460 (or 28%) of the 103,532 people receiving nutrition assistance (EUTF indicator 2.3) and 14,673 (or 18%) of the 80,155 people receiving food security-related assistance (EUTF indicator 2.4) were reported in 2022. In 2022, 29,460 refugees (96%) and others

¹ European Civil Protection and Humanitarian Aid Operations, ECHO, 'Kenya – New influx of refugees', 4 November 2022.

² International Rescue Committee, '55-fold increase in cholera cases and an outbreak of measles in Kenya's refugee camps strain health resources', 22 December 2022.

³ Mixed Migration Centre, 'Quarterly mixed migration update: East Africa & Yemen – Quarter 4 2022', February 2023.

⁴ IPC, 'Kenya: IPC acute food insecurity & malnutrition snapshot – February – June 2023', 20 February 2023.

⁵ IPC, 'IPC country analysis – Kenya – June 2022'. Retrieved on 11 October 2022 at <https://www.ipcinfo.org/ipc-country-analysis/details-map/en/c/1155687/?iso3=KEN>.

(4%) received nutrition assistance (EUTF indicator 2.3), solely through the CRRF KE Self-Reliance project, under which mainly WFP provided school meals to 20,118 refugee children to encourage higher school participation and provided another 5,622 children under five and 2,624 pregnant or lactating women with fortified or specialised nutritious food for prevention of malnutrition in Turkana County. Another 14,673 refugees (55%) and host community members (45%) received food security-related assistance in 2022 (EUTF indicator 2.4), virtually all (14,538 people) through FAO's interventions under the CRRF KE Self-Reliance project, which provided farmers and community members with trainings on crop production, agricultural infrastructure, livestock inputs or irrigation support in Turkana County.

Through the CRRF KE Self-Reliance project, WFP also provided cash-based transfers to 53,481 refugees (50% female and male, EUTF indicator 2.9) in 2022, with the aim of empowering the recipients and contributing to food and nutrition security in and around Kakuma-Kalobeyei. WFP coordinated the cash transfers with DG ECHO in response to a severe shortfall in funding resulting in only 60% of the minimum food basket being provided in the settlements. Via its contribution to the KKCF IFC project, the EUTF also supported 6,953 refugee and host community members through the provision of employment services. In addition, the project will eventually establish a one-stop shop to offer businesses, entrepreneurs and individuals in Kakuma both county- and national-level business services such as company registrations. As such, 60,434 people benefitted from improved access to services in 2022, bringing the total to 252,332 to date.

In addition, to improve infrastructure in Turkana County, eleven facilities or structures such as bus stops, roads, internet facilities, and horticultural farms or water distribution systems were constructed (EUTF indicator 2.1 bis), ten of which were reported in S2 2022.

Finally, UN-Habitat has developed two future vision reports – one for Kakuma-Kalobeyei published in June 2022 and one for Dadaab published in August – to inform human settlement and development in Kenya's key refugee-hosting areas (EUTF indicator 4.6).

Focus box 10: Dadaab and Kakuma-Kalobeyei future vision reports to inform human settlement and development (UN-Habitat, CRRF KE Self-Reliance project)¹

Through the CRRF KE Self-Reliance project, UN-Habitat, in partnership with Garissa and Turkana county governments and refugee and host communities, seeks to improve the capacities of the national and county governments to support sectoral development on refugee management and to ensure sustainable development among the communities hosted in the two isolated refugee-hosting areas.

To that end, UN-Habitat developed two *future vision reports* in mid-2022 (one for [Dadaab](#)² in Garissa County and one for [Kakuma-Kalobeyei](#)³ in Turkana County) through spatial profiling, socio-economic surveys and stakeholder consultations to map out existing conditions in the refugee-hosting areas, capitalise on positive factors, and support a vision for how the two refugee-hosting areas could develop spatially, socially, economically and environmentally over the next five to fifteen years.

¹ UN-Habitat, 'Dadaab future vision', August 2022; UN-Habitat, 'Kakuma-Kalobeyei future vision', June 2022.

² <https://unhabitat.org/dadaab-future-vision-enhancing-self-reliance-for-refugees-and-hosting-communities-in-garissa-kenya>.

³ <https://unhabitat.org/kakuma-kalobeyei-future-vision-enhancing-self-reliance-for-refugees-and-hosting-communities-in-kenya>.

Both reports were developed through i) a policy review, ii) stakeholder engagement, and iii) a diagnostic (which included a spatial profile previously conducted by UN-Habitat) that provides an overview of the locality, examined challenges and opportunities. The spatial profiles assessed challenges and opportunities in the following categories: i) strategic, ii) governance, land management and planning, iii) environmental and natural hazards, iv) socioeconomic and v) spatial conditions (see Figure 1). Examples of findings included ‘uncertainty over land status and land tenure’ in Garissa County and ‘disparity between intense overcrowding and very low density and sprawl’ in Turkana County.

As a result, non-exhaustive but comprehensive summaries of 30-34 low, medium and high priority challenges were identified to inform a final vision statement, map and goals for Kakuma-Kalobeyei and Dadaab. For both counties, high-priority challenges included informal, unplanned and unmanaged development, limited basic services provision, vulnerability to natural hazards, limited accessibility and connectivity, challenges around accessing facilities and lack of access to or weakening of socio-economic opportunities (see Figure 2).

The two visions act as strategic guidelines for the county governments to support Kenya’s County Integrated Development Plan, the Kalobeyei Integration Socio-Economic Development Programme and the Garissa Integrated Socio-Economic Development Programme, as well as for ongoing and future dialogues and consultations with refugee and host communities, county governments, UNHCR and other partners.

Figure 45: Excerpt of ‘major spatial challenges in Kakuma-Kalobeyei’ map

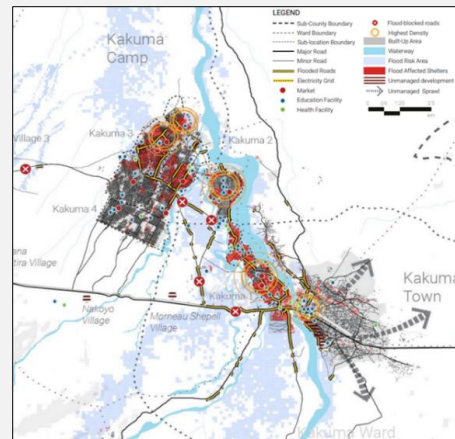
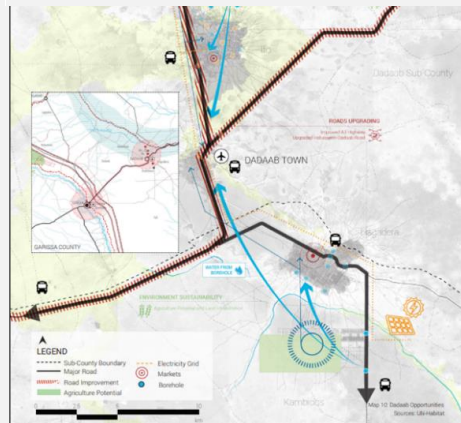


Figure 46: Excerpt of ‘opportunities map’ for Dadaab by UN-Habitat



Employment and forced displacement

Economic stabilisation following the COVID-19 pandemic is slowed by persistent inflation¹ following shocks from global financial conditions (largely driven by the war in Ukraine) and ongoing drought in the HoA.² The World Bank projects that the economic cost of floods and droughts will create long-term fiscal liabilities totalling 2%-2.8% of national GDP each year.³ Current economic conditions are having a pronounced effect on food insecurity as a result of record-high food prices. A World Bank high-frequency survey of Kenyan households found that over half reported reduced food consumption in June 2022, with the most severe impacts observed in rural areas. Most households surveyed reported increases in prices of essential food items and over half of rural households reported being unable to access core staple foods such as beans and maize.⁴ The below-average October to December 2022 rainfall is expected to yield 10%-50% below-average harvests in February 2023. Decreased agricultural

¹ Kenya reported its highest inflation rate since December 2017 in October 2022, at 9.6%.

² World Bank, ‘Kenya economic update, December 2022: Continued rebound, but storms cloud the horizon’, December 2022.

³ Ibid.

⁴ Ibid.

output means that households must rely on other food sources, but access to these alternative sources is limited by inflation and increased competition for work opportunities.¹

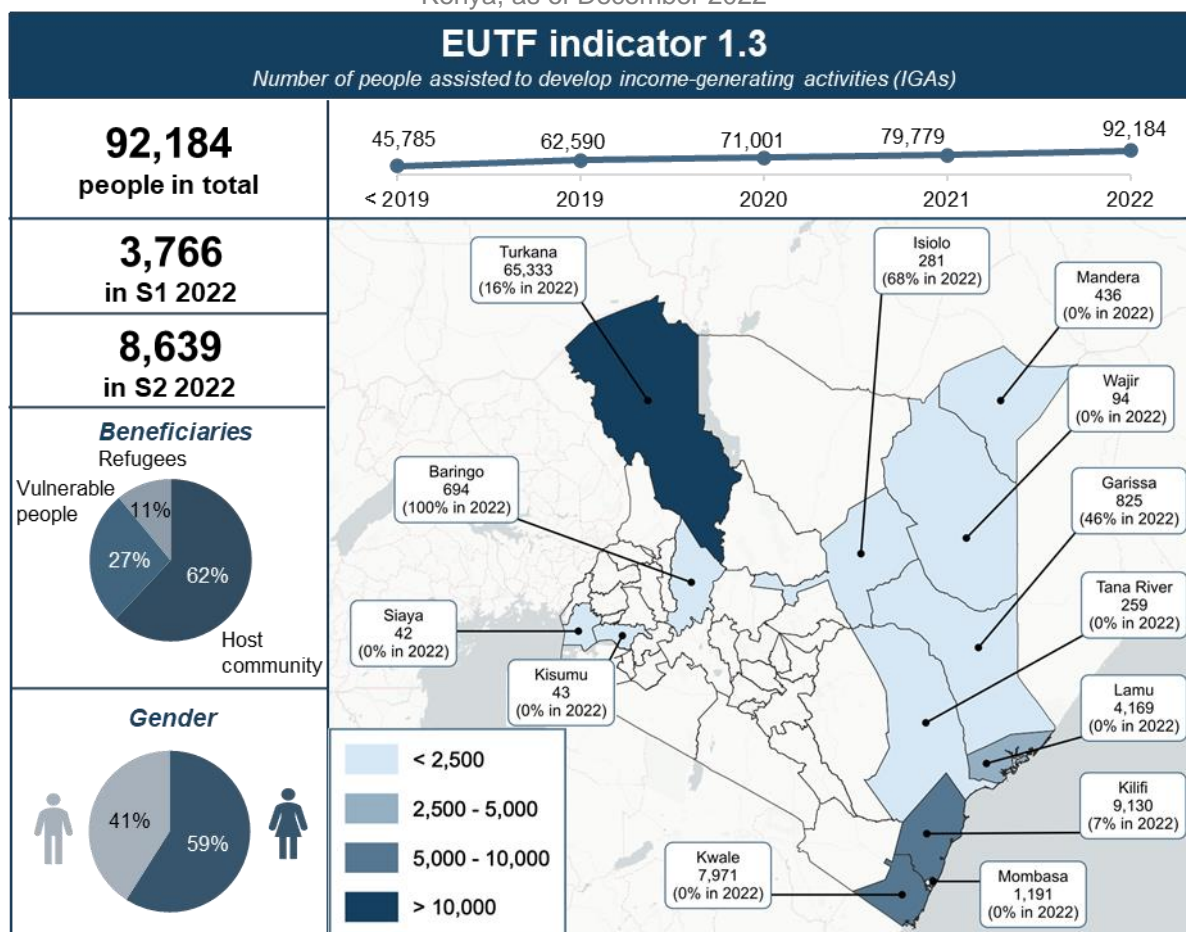
In the wake of recent political commitments in Kenya such as the 2021 Refugees Act, which promises to improve the integration of refugees into the national economy, Kenya's EUTF portfolio has increasingly been able to include activities targeting economic self-reliance for refugees. In fact, 2022 accounts for the largest yearly output ever reported on MSMEs created or supported (310 MSMEs, EUTF indicator 1.2), as well as the largest annual result for jobs created or supported (1,544 jobs, EUTF indicator 1.1), IGA beneficiaries (12,405 beneficiaries, EUTF indicator 1.3), and TVET beneficiaries (1,273 beneficiaries, EUTF indicator 1.4) since 2019, when the RDPP UNHCR programme concluded. (To date, RDPP UNHCR represents 25% of jobs created, 48% of IGA beneficiaries, and 63% of TVET beneficiaries, accounting for the largest project contributions to each of these EUTF indicators in Kenya.) Relevant 2022 interventions largely focused on refugee-hosting areas (through the CRRF KE Self-Reliance programme and the KKCF), although the Kenya-EU partnership NCTC project also implemented economic interventions in other parts of the country.

The number of refugee- and host community-led businesses continues to grow as movement passes issued by the Department of Refugee Services become more available. 310 of the 1,068 MSMEs supported to date were assisted in 2022 (EUTF indicator 1.2), with 78% of the 2022 result reported in refugee-hosting areas in Garissa and Turkana Counties. In these refugee-hosting areas, CRRF KE ABLI-G supported 220 MSMEs through grants, business planning and ongoing support, while the CRRF KE Self-Reliance project supported the establishment of three poultry feed production enterprises. Through its contribution to the KKCF project, the EUTF supported eighteen additional entities, also in refugee-hosting areas, through grants, advisory services, and expansion of activities. The KKCF, implemented by IFC, together with the African Enterprise Challenge Fund, the Turkana County government and UNHCR, aims to attract private businesses and social enterprises to Kakuma-Kalobeyei (Turkana County), to develop and grow both refugee- and host community-owned businesses, and to provide opportunities to scale up operations. Across other parts of Kenya, the remaining 69 MSMEs were created or supported by the Kenya-EU partnership NCTC project with livelihood and start-up kits to improve beneficiaries' self-reliance and socioeconomic status, and thereby reduce their vulnerability and dependence on financing from radicalisers.

Throughout 2022, 12,405 (out of 92,184 overall) beneficiaries were reached with income-generating activities in 2022, 70% of whom were reported in S2 2022 (EUTF indicator 1.3). 88% of 2022 beneficiaries were reported in refugee-hosting areas, and the vast majority were reported by the CRRF KE Self-Reliance project – mainly in Turkana County, where WFP supported 4,733 refugees and host community members with equipment for IGA activities and trained 3,144 traders (in sectors such as retail, fishing and farming) on quality control and customer service. FAO assisted 2,650 people to set up community-based savings and loans schemes, while CRRF KE ABLI-G supported 264 refugees, 52 host community members and 64 vulnerable people through entrepreneurship and financial literacy trainings. Finally, 1,498 youth and women group members were supported with livelihood support and materials across Kenya through the Kenya-EU partnership NCTC project.

¹ FEWSNET, 'Food security outlook update', December 2022.

Figure 47: Number of people assisted to develop income-generating activities (EUTF indicator 1.3), Kenya, as of December 2022¹



Conflict prevention and peacebuilding

Conflict and violence-related trends in Kenya are mainly shaped by continued attacks from Al-Shabaab militants, intercommunal clashes in cross-border areas, and intercommunal tensions among herder and farmer communities over resources, particularly in light of the ongoing drought. In December 2022 alone, suspected Al-Shabaab attacks killed at least eight police officers and civilians and injured several more in ambushes or bomb blasts targeting counties bordering Somalia (Garissa, Mandera and Lamu).² Drought-related conditions lead herders and farmers to travel farther distances for livestock grazing, which has increased intercommunal tensions. Between September 2021 and October 2022, intercommunal clashes linked to the drought led to at least 95 deaths in Baringo and Laikipia Counties. Communal tensions over resources and land also led to 30-day curfews in parts of Marsabit and Isiolo Counties in May 2022 to combat the use of illegal firearms.³

In response to these dynamics, EUTF funding has contributed to peacebuilding and conflict prevention efforts in Kenya through key programmes such as the now completed Youth programme (which ended in early 2022) and the Kenya-EU partnership NCTC project (which ended in December 2022). Although both of the key conflict prevention and peacebuilding efforts in the EUTF's Kenya portfolio came to an end in 2022, significant outputs were still reported in 2022 on people participating in conflict prevention activities (EUTF indicator 4.3) and staff trained on topics such as P/CVE, peacebuilding and governance (EUTF indicator 4.2). These sizeable outputs were mainly reported by the Kenya-EU partnership NCTC

¹ 1,716 IGA beneficiaries are in unspecified locations.

² International Crisis Group, 'Tracking conflict worldwide – Kenya', December 2022.

³ International Crisis Group, 'Drought and conflict in Laikipia, Kenya', 12 October 2022.

and the CRRF KE ABLI-G projects, the latter of which implements interventions to support co-existence in refugee-hosting areas.

In 2022, EUTF interventions supported 122,627 people (94% of whom were reported in S2 2022) to participate in conflict prevention and human rights activities (EUTF indicator 4.3), bringing the total number of participants to 618,229 to date. Historically, the Kenya-EU partnership NCTC project has contributed to 91% of results, and in 2022, virtually all results were attributable to the project. Throughout 2022, 122,297 people (at least 6% of whom were youths reached through youth-targeted campaigns) were reached and engaged with material on early warning, information and advice to communities exposed to Al-Shabaab, Daesh and Al-Qaeda radicalisation through national text-based and social media hotlines. Meanwhile, CRRF KE ABLI-G reached 330 people (68% refugees and 32% host community members) throughout 2022 with intragenerational dialogues on peaceful co-existence in and around the Dadaab refugee camps (Garissa County).

Although the number of staff from governmental institutions, internal security forces and relevant non-state actors trained on governance, conflict prevention and human rights has remained largely stable in Kenya since the beginning of the EUTF, 2022 saw the largest annual output, accounting for 1,318 of the 6,135 staff trained to date (EUTF indicator 4.2). In 2022, the Kenya-EU partnership NCTC project trained 1,093 (84% of whom were reported in S2 2022) CVE experts, disengagement specialists, frontline community representatives, government workers, journalists, justice officials and others through various national networks on preventing and resisting violent extremism. One example includes P/CVE conferences held for 57 court user participants (from the judiciary, the anti-terrorism police unit, civil society, the county government, and the Law Society of Kenya) to discuss cross-cutting issues on prosecution and financing of terrorism. A recommended action from one of the conferences held in 2022 included prioritising education for minor offenders while they are in custody, in order to ensure that they do not miss crucial stages of schooling. Also, in refugee-hosting areas in Dadaab, CRRF KE ABLI-G trained 225 community leaders and change makers on conflict management and conflict-sensitive programming to enhance their ability to manage conflict.

Finally, the Kenya-EU partnership NCTC project completed a research study titled 'Cultism and radicalisation into violent extremism: Exploring the nexus between radicalisation and religious manipulation by charismatic individuals'. The study explored the relationship between radicalisation, cultism and individuals fuelling violent extremism in the wake of emerging radicalisation (EUTF indicator 5.3).

5.7.3 KENYA AND THE EUTF COMMON OUTPUT INDICATORS

The following table presents an overview of the results achieved so far by the EUTF portfolio in Kenya.

Table 11: EUTF common output indicators for Kenya, as of December 2022^{1,2,3}

EUTF Indicator	2016-2018	2019	2020	2021	S1 2022	S2 2022	Total	Trend
1.1 Number of direct jobs created or supported	1,420	2,623	561	722	71	1,473	6,869	
1.2 Number of MSMEs created or supported	713	41	0	4	230	81	1,068	
1.3 Number of people assisted to develop income-generating activities	45,785	16,805	8,411	8,778	3,766	8,639	92,184	
1.4 Number of people benefitting from professional trainings (TVET) and/or skills development	20,336	5,718	452	1,239	629	644	29,018	
1.5 Number of industrial parks and/or business infrastructures constructed, expanded or improved	0	0	0	6	0	0	6	
2.1 bis Number of social infrastructure built or rehabilitated	4	0	8	13	1	10	36	
2.2 Number of basic social services delivered	135,897	54,944	3,447	5,756	50,547	6,684	257,275	
2.3 Number of people receiving nutrition assistance	58,304	10,364	0	5,404	22,904	6,556	103,532	
2.4 Number of people receiving food security-related assistance	45,693	3,980	4,512	11,298	5,472	9,201	80,155	
2.6 Hectares of agricultural and pastoral ecosystems where sustainable management practices have been introduced with EU support	34,619	1,487	1	31,552	3	3	67,665	
2.7 Number of people reached by sensitisation campaigns on resilience-building practices and basic rights	52,894	9,858	3,111,126	111,232	9,998	211,082	3,506,191	
2.8 Number of staff from local authorities and basic service providers benefitting from capacity building to strengthen service delivery	918	250	1,552	1,185	460	2,328	6,693	
2.9 Number of people having improved access to basic services	41,335	1,210	144,439	4,914	49,392	11,042	252,332	
3.6 Number of institutions strengthened on migration management	0	0	0	0	1	0	1	
3.7 Number of individuals trained on migration management	0	0	0	63	16	9	88	
4.1 bis Number of equipment provided to strengthen governance	0	0	0	78	50	0	128	
4.2 Number of staff trained on governance, conflict prevention and human rights	1,443	1,220	1,168	986	403	915	6,135	
4.3 Number of people participating in conflict prevention and human rights activities	20,297	54,284	236	420,786	7,283	115,345	618,229	
4.6 Number of strategies, laws, policies and plans developed and / or directly supported	1	0	2	1	1	1	6	
5.1 Number of multi-stakeholder groups and learning mechanisms formed and regularly gathering	23	2	43	115	40	40	263	
5.2 Number of planning, monitoring, learning, data collection and analysis systems set up, implemented and / or strengthened	52	1	3	25	2	2	85	
5.3 Number of field studies, surveys and other research conducted	9	3	2	12	0	7	33	
6.1 Number of pandemic-related supplies provided for COVID-19 response	0	0	97,278	179,548	0	27,050	303,876	
6.2 Number of people directly benefitting from COVID-19 activities	0	0	12,410	0	0	0	12,410	
6.3 Number of entities benefitting from COVID-19 activities	0	0	109	0	0	0	109	

¹ Data in this report is not comparable with reports prior to S1 2020 due to the application of methodological changes (more information on this process can be found in the S1 2020 report). However, all MLS data (including historical data) has been adapted to the new methodological notes where possible, and therefore all data included in this table is fully comparable across reporting periods. In some cases, data that could not be changed or adapted was taken out to ensure comparability.

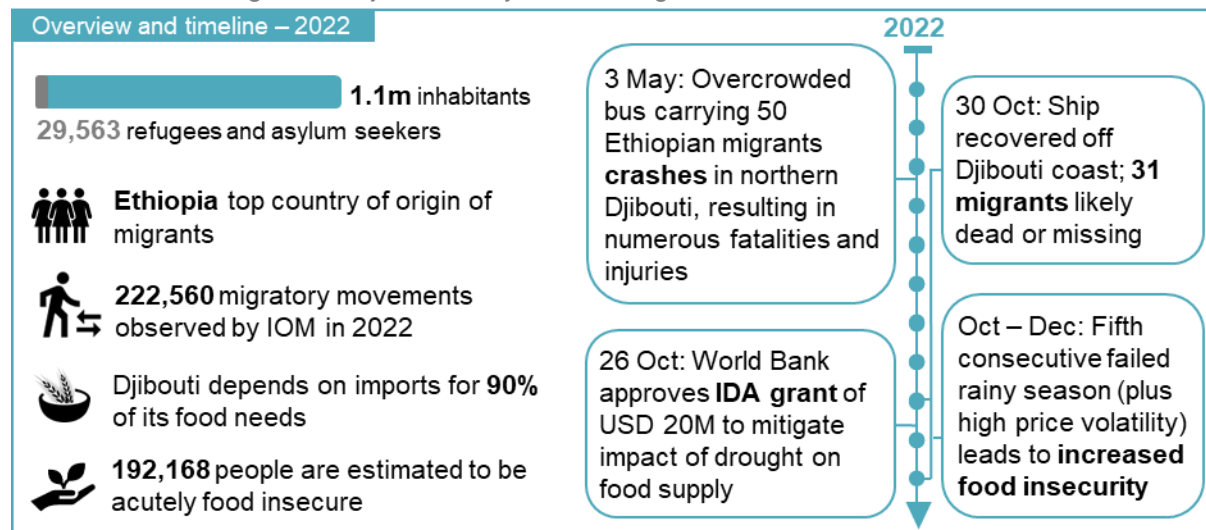
² The sum of Q3 and Q4 2022 values found throughout the report might differ by one unit from S2 2022 values due to rounding.

³ The trendlines present the non-cumulative evolution of the quarterly results for each EUTF indicator.

5.8. DJIBOUTI

5.8.1. DJIBOUTI IN 2022

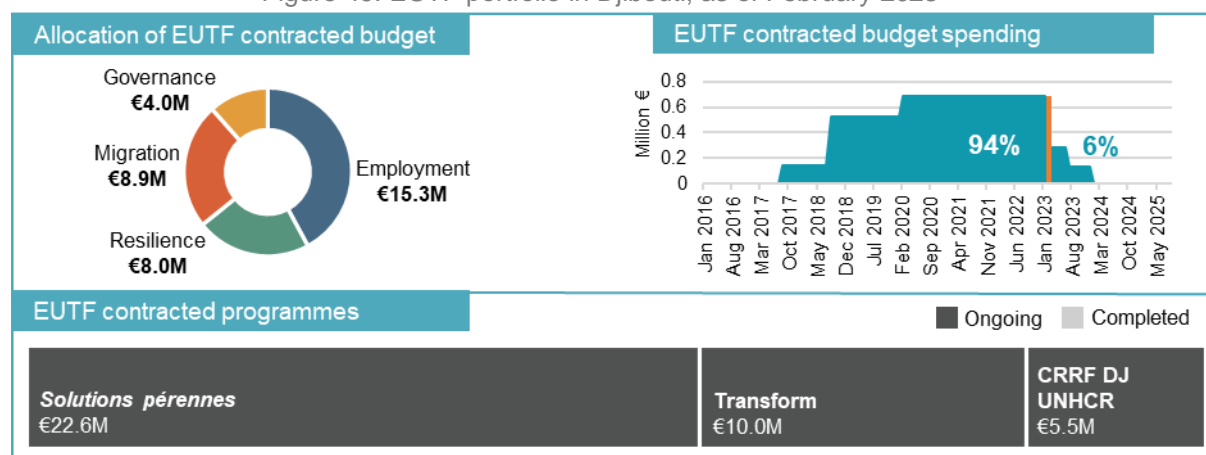
Figure 48: Djibouti – Key facts and figures, as of December 2022¹



Djibouti is one of the smallest countries in Africa in both area and population, and its economy relies heavily on the geopolitically strategic location of its highly sophisticated port complex. It is also an important country of transit along a key regional migration route from Ethiopia and Somalia to Yemen and onwards to the Gulf Cooperation Council countries. In 2022, ongoing drought and the continued global impact of the war in Ukraine (one of the world's largest exporters of grain) triggered price increases that have seriously exacerbated food insecurity among Djibouti's poorest households.

5.8.2. THE EUTF IN DJIBOUTI

Figure 49: EUTF portfolio in Djibouti, as of February 2023^{2,3}



¹ ACAPS, 'Djibouti country overview'. Retrieved on 6 April 2023 at <https://www.acaps.org/country/djibouti/crisis/country-level/>; IPC, 'Djibouti: Acute food insecurity situation March - June 2022 and projection for July - December 2022', 5 May 2022; UN Department of Economic and Social Affairs, 'World population prospects 2022 - Population estimate as of 1 July 2022', 11 July 2022; UNHCR Djibouti, 'Operational update', February 2023; aggregation of figures reported in IOM DTM's 'Migration trends dashboard – Djibouti' between January and December 2022.

² EUTF funding data is valid as of February 2023, refers only to contracted (not committed) and operational projects, and has been rounded to the nearest €0.1M. Possible discrepancies between cumulative programme budgets and the total country budget are due to rounding.

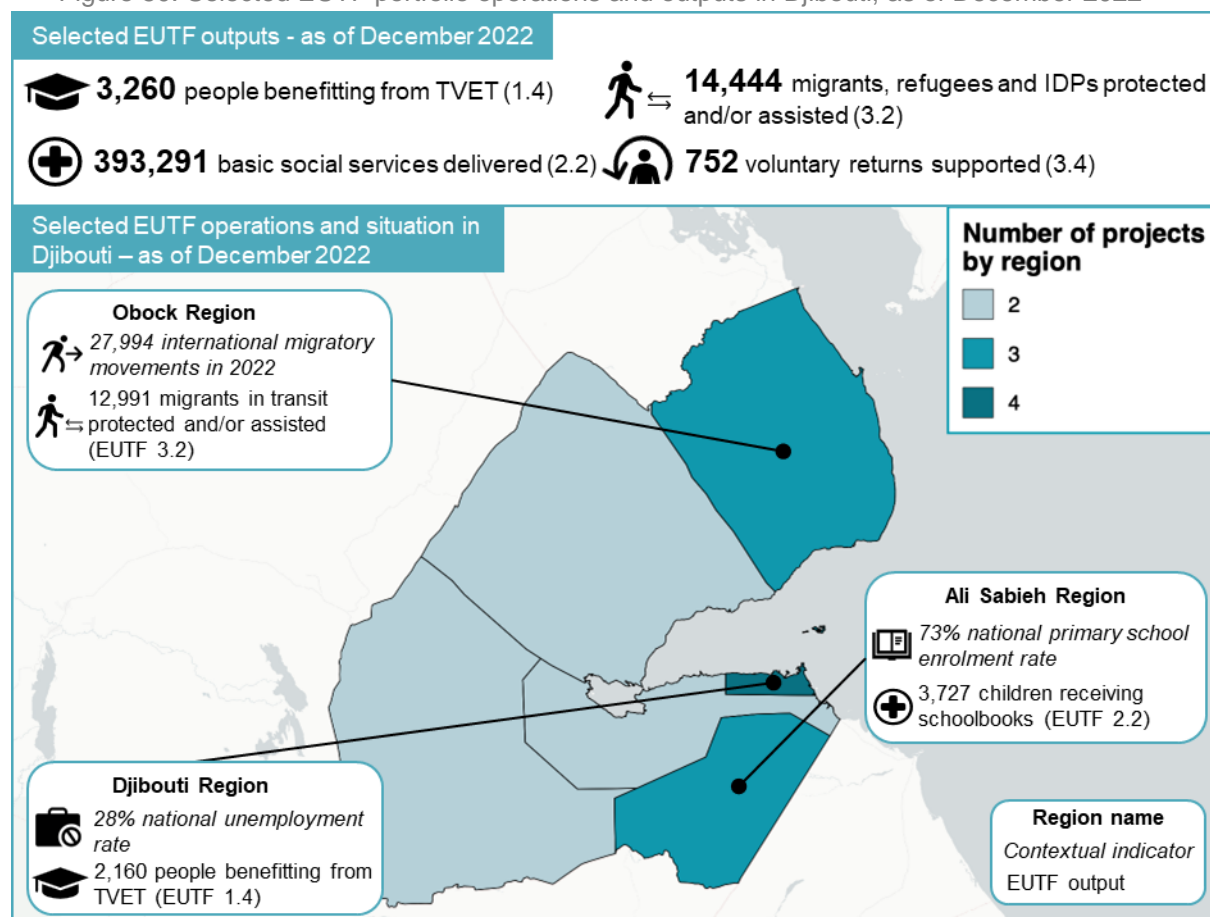
³ Calculations for the spending chart assume that projects evenly distribute spending across years of implementation.

Djibouti accounts for the second-smallest portion of contracted EUTF funding in the HoA, with €38M spread over four contracts that are all still in implementation.¹ In Djibouti, most funds (40%) are allocated to SO1 (improving economic and employment opportunities), followed distantly by SO3 (improving migration management, 23%), SO2 (strengthening resilience, 21%) and SO4 (improved governance, security and conflict prevention, 11%), with the remaining 5% allocated to cross-cutting issues.²

The EUTF's strategic focus on employment is largely a reflection of the fact that although Djibouti's port represents an exceptional economic opportunity for the country, ensuring that this opportunity leads to poverty reduction requires concerted efforts to reconcile the capacity and skills of the local population with the demands of labour markets related to the port. The Transform AFD project, for instance, seeks to address this gap by improving skills and employability among youths for employment in the port and transport sectors.

Djibouti has embraced the CRRF approach to the refugee response. Supporting this approach represents the second pillar of the EUTF's strategy in Djibouti. Together, the *Solutions pérennes* programme and the CRRF DJ UNHCR project aim to support education, health and economic commitments to refugees, migrants and host communities made by the Djiboutian government through the CRRF.

Figure 50: Selected EUTF portfolio operations and outputs in Djibouti, as of December 2022^{3,4}



¹ Eritrea's funding allocation observed a significant decrease in S1 2021 following the de-commitment of the funds for two projects, making it the recipient of the smallest amount of EUTF funding in the HoA.

² The remaining 5% allocated to crosscutting issues correspond to €1.9M.

³ ILO, 'ILOSTAT database – 2021'. (Via World Bank data). Retrieved on 6 April 2023 at <https://ilostat.ilo.org/data/>; UNESCO Institute for Statistics, - 2021'. (Via World Bank data). Retrieved on 6 April 2023 at <http://data.uis.unesco.org/>; aggregation of figures reported in IOM DTM's 'Migration trends dashboard – Djibouti' between January and December 2022.

⁴ A substantial proportion of output data reported by *Solutions pérennes* IOM is not disaggregated by region and is thus underrepresented on the map.

Migration and forced displacement

Migrants crossing the Gulf of Aden from Djibouti are vulnerable to numerous protection risks as they often rely on smugglers operating boats in unsafe conditions, and serious incidents are common, as exemplified by the recovery of a sunken ship off the coast of Djibouti in October 2022, with more than 30 migrants confirmed or presumed dead or missing as a result.¹ The overland portion of the journey carries similar risks: in May 2022 an overcrowded bus coordinated by smugglers and carrying 50 Ethiopian migrants at double capacity crashed in northern Djibouti, resulting in numerous fatalities and injuries.²

Some migrants also find themselves stranded in Djibouti, often because they lack the resources to continue their onward journey to the Arabian Peninsula or their return journey to their country of origin (often due to unsustainable living conditions in their country of destination in the Gulf Cooperation Council region). New arrivals returning from Yemen usually arrive by boat along the shores of the Obock region, are overwhelmingly male and are all of Ethiopian origin. Many of these stranded migrants are currently staying in informal settlements along Djibouti's migration corridor, where there is limited access to basic services. There were 672 migrants (15% female) stranded in Djibouti at the end of the year³ – a 24% increase compared to the end of June 2022.⁴

The *Solutions pérennes* IOM project has assisted tens of thousands of migrants in transit to date, and reported its largest ever service delivery output (EUTF 2.2) in 2022 – as well as its largest ever biannual result in S2 2022, with 24,371 services provided to migrant beneficiaries (72% male, 28% female) by health facilities supported by the project, accounting for 51% of its total service delivery output for migrants to date. (Through its health interventions, the *Solutions pérennes* IOM project also began reporting host community beneficiaries for the first time ever in 2022, providing services to a total of 382,785 people, including 255,260 host community members, throughout the year.) The project also continued its information campaign on risks related to irregular migration (EUTF indicator 3.3), sensitising 5,137 migrants (89% male, 11% female) in 2022, although 98% of these beneficiaries were reported in the first half of the year.

Djibouti also hosts 29,563 refugees as of December 2022,⁵ which represents a notable decrease compared to June 2022 (35,540).⁶ However, UNHCR is currently undergoing a verification exercise to confirm whether this is the result of an actual decrease in the refugee population or is in fact due to a large number of temporary absences from the most recent population assessment. Most refugees in Djibouti are either Somali (44%) or Ethiopian (42%), followed by Yemenis (10%) and Eritreans (4%).

The CRRF DJ UNHCR project has historically accounted for most of the EUTF's efforts to support refugees in Djibouti, but in 2022 the *Solutions pérennes* projects accounted for the largest refugee beneficiary outputs. *Solution pérennes* IOM assisted 16,686 refugees (72% male, 28% female) through health facilities supported by the project (the same activity that also benefitted migrants and host community members as described above), of whom 67% (or 11,254) were supported in S2 2022 alone. This annual output reported by *Solutions pérennes* IOM accounts for 80% of all refugees reported under EUTF indicator 2.2 by Djibouti projects to date. Meanwhile, *Solutions pérennes* WFP sensitised 10,460 refugees (46% male, 54% female) on their eligibility to participate in the national social protection system and how to use it, as well as on health and nutrition topics, although most (88%) of these beneficiaries were reported in S1 2022 (EUTF indicator 2.7). For its part, the CRRF DJ UNHCR project focused mainly on employment interventions in 2022. In S1, the project provided 197 refugees with professional training (EUTF indicator 1.4), while in S2 it provided IGA support to 234 refugees (50% male, 50% female) through cash-based interventions (EUTF indicator 1.3). The project also delivered

¹ Mixed Migration Centre, 'Mixed migration update - Eastern and Southern Africa / Egypt and Yemen: Quarter 4 2022', 8 February 2023.

² IOM, 'When tragedy strikes: A migration journey ends deadly for Ethiopians in Djibouti', 23 May 2022.

³ IOM DTM Djibouti, 'Migration trends dashboard', December 2022.

⁴ IOM DTM Djibouti, 'Migration trends dashboard', June 2022.

⁵ UNHCR, 'UNHCR Djibouti factsheet', December 2022.

⁶ UNHCR, 'UNHCR Djibouti factsheet', June 2022.

schoolbooks to an additional 977 refugee children (55% female, 45% male), including nine with a disability, on top of the 3,108 children who benefitted from both this and previously reported distributions (EUTF indicator 2.2).

Economy and employment

Djibouti's economy is rapidly regaining strength following the initial negative impact of the COVID-19 pandemic as movement restrictions are lifted, global trade recovers and demand for Djibouti's geopolitically strategic port services is revived. Although initially high growth projections for 2022 have been softened by regional instability and the continued crisis in northern Ethiopia, the overall economic outlook in Djibouti for the next two years is positive. Indeed, the World Bank predicts that ongoing infrastructure projects will increase employment opportunities and contribute to a reduction of the national incidence of poverty by more than two percentage points by 2024 (from 14.7% to 12.4%).¹

3,260 people have benefitted from TVET or skills development thanks to EUTF-funded projects in Djibouti to date (EUTF indicator 1.4), of whom 1,287 (or 39%) were reported in 2022 alone. This includes 588 in S2 2022, all of whom were reported by the Transform AFD project. Indeed, 62% of the total TVET output to date can be attributed to Transform AFD, which reported 740 men trained to work in the transportation and logistics sector for Djibouti's port in 2022. CRRF DJ UNHCR accounts for 28% of the total output, including the aforementioned 197 refugees supported in S1 2022. Finally, *Solutions pérennes* WFP accounts for 10%, including 350 host community members (57% female, 43% male) receiving professional training in S1 2022.

1,555 beneficiaries of IGA support have also been reported in Djibouti to date (EUTF indicator 1.3). Although none of these beneficiaries were reported in the first half of 2022, the S2 2022 output includes the 234 refugees reported by CRRF DJ UNHCR as described in the previous section, as well as two female Djiboutian youths who received an IGA start-up kit from *Solutions pérennes* IOM.

¹ World Bank, 'Djibouti's economic update – April 2022', 14 April 2022.

5.8.3. DJIBOUTI AND THE EUTF COMMON OUTPUT INDICATORS

The following table presents an overview of the results achieved so far by the EUTF portfolio in Djibouti.

Table 12: EUTF common output indicators for Djibouti, as of December 2022^{1,2,3}

EUTF Indicator	2016-2018	2019	2020	2021	S1 2022	S2 2022	Total	Trend
1.1 Number of direct jobs created or supported	5	5	5	0	0	0	15	
1.2 Number of MSMEs created or supported	0	0	0	2	0	0	2	
1.3 Number of people assisted to develop income-generating activities	0	0	289	1,030	0	236	1,555	
1.4 Number of people benefitting from professional trainings (TVET) and/or skills development	122	253	821	777	699	588	3,260	
2.1 bis Number of social infrastructure built or rehabilitated	0	7	30	1	15	7	60	
2.2 Number of basic social services delivered	0	434	8,493	602	136,472	247,290	393,291	
2.7 Number of people reached by sensitisation campaigns on resilience-building practices and basic rights	0	6,671	224,190	0	14,700	2,574	248,135	
2.8 Number of staff from local authorities and basic service providers benefitting from capacity building to strengthen service delivery	0	166	0	66	163	5	400	
2.9 Number of people having improved access to basic services	0	22,864	3,942	0	0	2,390	29,196	
3.2 Number of migrants in transit, refugees/asylum seekers and IDPs protected and/or assisted	0	1,032	2,215	6,117	5,080	0	14,444	
3.3 Number of (potential) migrants reached by information campaigns on migration	0	5,746	0	13,453	5,036	101	24,336	
3.4 Number of voluntary returns supported	0	0	0	715	0	37	752	
3.7 Number of individuals trained on migration management	0	21	0	0	9	0	30	
4.1 Number of infrastructures supported to strengthen governance	0	1	0	0	0	0	1	
4.2 Number of staff trained on governance, conflict prevention and human rights	0	181	17	45	0	0	243	
4.6 Number of strategies, laws, policies and plans developed and / or directly supported	0	3	2	4	5	2	16	
5.2 Number of planning, monitoring, learning, data collection and analysis systems set up, implemented and / or strengthened	0	3	3	2	6	1	15	
5.3 Number of field studies, surveys and other research conducted	0	1	1	1	5	6	14	
5.4 Number of regional cooperation initiatives created, launched or supported	0	2	0	0	0	1	3	
6.1 Number of pandemic-related supplies provided for COVID-19 response	0	0	16,380	0	0	0	16,380	
6.2 Number of people directly benefitting from COVID-19 activities	0	0	4,041	0	0	0	4,041	
6.3 Number of entities benefitting from COVID-19 activities	0	0	1	1	0	0	2	

¹ Data in this report is not comparable with reports prior to S1 2020 due to the application of methodological changes (more information on this process can be found in the S1 2020 report). However, all MLS data (including historical data) has been adapted to the new methodological notes where possible, and therefore all data included in this table is fully comparable across reporting periods. In some cases, data that could not be changed or adapted was taken out to ensure comparability.

² The sum of S1 and S2 2022 values found throughout the report might differ by one unit from 2022 values due to rounding.

³ The trendlines present the non-cumulative evolution of the quarterly results for each EUTF indicator.

6. CONCLUSIONS

The Horn of Africa region continued to experience political, environmental, humanitarian and security challenges throughout 2022, all of which present obstacles to the region's post-pandemic recovery. Challenges from recent years continued into 2022, including one of the worst droughts in more than 40 years (in terms of the number of people affected) and continued conflict in Ethiopia, South Sudan, Somalia and Sudan amid deteriorating global financial conditions and the rising cost of living. As a result of these dynamics, the HoA continues to be the source of Africa's largest displacement crisis, with the region hosting around 4.5 million refugees (according to UNHCR¹) and 12.9 million IDPs (according to IOM).² Refugee-hosting countries in the region continue to host some of the largest caseloads worldwide, despite being among the least developed countries in the world.

2022 also saw several promising steps towards regional stability, including long-awaited elections in Somalia in May and a peace treaty between Ethiopia's government and the TPLF in November.

THE MLS

This report is the outcome of the fourteenth round of data collection conducted by the MLS team for the EUTF's Horn of Africa window. This is the sixth semester report drafted by the MLS team, following the decision taken in 2020 to shift from a quarterly to a biannual reporting schedule.

This new reporting timeline has allowed the team to dedicate more time to the learning component of the MLS. For example, in 2021 the MLS team conducted a study on the state of migration governance in 21 countries, including nine in the HoA. In mid-2022, the team completed the pilot study for a new learning module that aims to document large-scale changes that the EUTF may have contributed to in its areas of implementation.

This report includes data from 215 projects, which represents an increase of 85 from the 2020 annual report and an increase of 29 from the 2021 annual report.

THE EUTF PORTFOLIO IN 2022

No new operational projects were signed between September 2022 and February 2023, as the EUTF contracting period closed at the end of 2021. As described in the S1 2022 report, the EUTF's operational³ portfolio includes 231 operational projects, worth €1.73B.

Twenty projects collectively worth €120M reported data to the MLS for the first time in S2 2022. These include projects contracted to intervene under all of the EUTF's four Strategic Objectives, including a project intended to support economic opportunities and resilience for youth and women in Sudan (SO1 and SO2), a contract designed to promote stability and socio-economic development for vulnerable and marginalised communities in the Tigray region of Ethiopia (SO1 and SO4), a project supporting increased access to justice, improved security and protection of refugees and host communities in northern Uganda (SO3), a UNHCR-led project under the regional CRRF DIRECT programme aimed at protecting and assisting returnees in Burundi (SO3), and a project dedicated to promoting a culture of tolerance and dialogue in Somalia (SO4).

Funding allocation across the four Strategic Objectives has remained virtually unchanged since the last reporting period. Resilience-building activities aimed at strengthening direct service delivery and access to basic services (SO2) continue to receive the largest share of funding (44% of the total contracted

¹ UNHCR, 'Data portal'. Retrieved on 27 March 2023 at <https://data2.unhcr.org/en/situations>.

² IOM DTM, 'Displacement Tracking Matrix (DTM) – Data portal'. Retrieved on 27 March 2023 at <https://dtm.iom.int>.

³ Operational projects are projects implementing activities directly contributing the EUTF's specific objectives in the region. The analysis does not include 'non-operational' contracts, such as evaluations and audits, air services, mappings and plans, reports, communications and events.

budget), followed by support to the creation of economic and employment opportunities (SO1, 25%), governance, security and conflict prevention activities (SO4, 18%) and migration management activities (SO3, 11%). The remaining 2% of contracted EUTF funding is dedicated to cross-cutting issues (CCI). Finally, €180M of funding (mainly relevant to SO2 and SO1) is allocated to the COVID-19 response through 71 projects, of which five are fully dedicated to responding to the pandemic. It is worth highlighting that 59% of EUTF HoA funding is allocated to projects that are still in inception or implementation.

2022 KEY ACHIEVEMENTS

Despite continued instability in most HoA countries throughout 2022, substantial outputs were reported against all Strategic Objectives throughout the year. In 2022, key employment-related achievements under SO1 include 37,992 jobs created (EUTF indicator 1.1), 9,946 MSMEs supported (EUTF indicator 1.2), and 127,792 beneficiaries of support to income-generating activities (EUTF indicator 1.3). Under resilience-related interventions (SO2), results include 101,188 education-related, 47,345 WASH-related and 1,279,304 health-related basic social services delivered (EUTF indicator 2.2), 450,081 people benefitting from nutritional support (EUTF indicator 2.3), food security assistance provided to 374,081 individuals (EUTF indicator 2.4) and 517,272 people benefitting from improved access to WASH facilities (EUTF indicator 2.9). With regard to migration management (SO3), 7,029 individuals were trained on migration management (EUTF indicator 3.7) and 210 institutions and non-state actors were provided with capacity building or operational support (EUTF indicator 3.6). Finally, through its conflict prevention and governance interventions (SO4), the EUTF conducted peacebuilding activities reaching 380,244 individuals (EUTF indicator 4.3) and implemented capacity-building exercises on conflict resolution and management for 16,892 staff from state and non-state actors (EUTF indicator 4.2) in 2022.

7. INDEX

7.1. TABLES

Table 1: EUTF common output indicators for all HoA projects, as of December 2022.....	12
Table 2: Projects included in MLS reporting for the first time in S2 2022.....	17
Table 3: EUTF common output indicators for all HoA projects, as of December 2022.....	27
Table 4: Summary of outcome data for income indicators, by project	37
Table 5: EUTF common output indicators for regional projects, as of December 2022.....	73
Table 6: EUTF common output indicators for Sudan, as of December 2022	84
Table 7: EUTF common output indicators for Somalia, as of December 2022.....	93
Table 8: EUTF common output indicators for Ethiopia, as of December 2022.....	102
Table 9: EUTF common output indicators for South Sudan, as of December 2022	110
Table 10: EUTF common output indicators for Uganda, as of December 2022	118
Table 11: EUTF common output indicators for Kenya, as of December 2022	128
Table 12: EUTF common output indicators for Djibouti, as of December 2022.....	133

7.2. FIGURES

Figure 1: Contracted budget breakdown by country and Strategic Objective, February 2023.....	7
Figure 2: Selected achievements of EUTF-funded programmes in 2022, December 2022.....	8
Figure 3: Operational EUTF projects and budget	16
Figure 4: Evolution of projects and budgets covered by the MLS in the HoA, February 2023	18
Figure 5: EUTF HoA contracted projects by budget and implementation status, February 2023.....	19
Figure 6: Number of operational projects and budgets in the HoA, February 2023.....	20
Figure 7: Budget breakdown by Strategic Objectives, February 2023	22
Figure 8: Budget allocation of COVID-19 response in the HoA, as reported by IPs.....	23
Figure 9: Forcibly displaced population in the HoA, as of December 2022.....	24
Figure 10: Selected achievements of EUTF-funded programmes in 2022, December 2022.....	26
Figure 11: Strategic Objective 1 dashboard, HoA, December 2022	28
Figure 12: Strategic Objective 2 dashboard, HoA, December 2022	40
Figure 13: Strategic Objective 3 dashboard, HoA, December 2022	50
Figure 14: Thematic areas covered in the state of migration governance in EUTF countries study....	52
Figure 15: Strategic Objective 4 dashboard, HoA, December 2022	58
Figure 16: Number of staff from governmental institutions, internal security forces and relevant non-state actors trained on governance, conflict prevention and human rights (EUTF indicator 4.2), as of December 2022.....	61
Figure 17: Regional projects – Key facts and figures, as of December 2022.....	63
Figure 18: EUTF portfolio – Regional projects, as of February 2023.....	64
Figure 19: Selected EUTF portfolio operations and outputs in the HoA – Regional projects, as of December 2022.....	65
Figure 20: Number of basic social services delivered (EUTF indicator 2.2), Regional projects, as of December 2022.....	67
Figure 21: Sudan – Key facts and figures, as of December 2022.....	74
Figure 22: EUTF portfolio in Sudan, as of February 2023.....	75

Figure 23: Selected EUTF portfolio operations and outputs in Sudan, as of December 2022	76
Figure 24: Number of people receiving food security-related assistance (EUTF indicator 2.4), as of December 2022.....	78
Figure 25: Somalia – Key facts and figures, as of December 2022	85
Figure 26: EUTF portfolio in Somalia, as of February 2023	86
Figure 27: Selected EUTF portfolio operations and outputs in Somalia, as of December 2022.....	87
Figure 28: Number of staff from governmental institutions, internal security forces and relevant non-state actors trained on governance, conflict prevention and human rights (EUTF indicator 4.2), Somalia, as of December 2022.....	91
Figure 29: Ethiopia – Key facts and figures, as of December 2022	94
Figure 30: EUTF portfolio in Ethiopia, as of February 2023	96
Figure 31: Selected EUTF portfolio operations and outputs in Ethiopia, as of December 2022.....	97
Figure 32: Number of jobs created (EUTF indicator 1.1), Ethiopia, as of December 2022	99
Figure 33: South Sudan – Key facts and figures, as of December 2022.....	103
Figure 34: EUTF portfolio in South Sudan, as of February 2023.....	104
Figure 35: Selected EUTF portfolio operations and outputs in South Sudan, as of December 2022	105
Figure 36: Number of people participating in peacebuilding and human rights activities (EUTF indicator 4.3), South Sudan, as of December 2022	109
Figure 37: Uganda – Key facts and figures, as of December 2022	111
Figure 38: EUTF portfolio in Uganda, as of February 2023.....	112
Figure 39: Selected EUTF portfolio operations and outputs in Uganda, as of December 2022.....	113
Figure 40: Number of people assisted to develop income-generating activities (EUTF indicator 1.3), Uganda, as of December 2022	114
Figure 41: Number of staff from governmental institutions, internal security forces and relevant non-state actors trained on governance, conflict prevention and human rights (EUTF indicator 4.2), Uganda, as of December 2022	117
Figure 42: Kenya – Key facts and figures, as of December 2022.....	119
Figure 43: EUTF portfolio in Kenya, as of February 2023	120
Figure 44: Selected EUTF portfolio operations and outputs in Kenya, as of December 2022	121
Figure 45: Excerpt of ‘major spatial challenges in Kakuma-Kalobeyei’ map	124
Figure 46: Excerpt of ‘opportunities map’ for Dadaab by UN-Habitat	124
Figure 47: Number of people assisted to develop income-generating activities (EUTF indicator 1.3), Kenya, as of December 2022.....	126
Figure 48: Djibouti – Key facts and figures, as of December 2022.....	129
Figure 49: EUTF portfolio in Djibouti, as of February 2023	129
Figure 50: Selected EUTF portfolio operations and outputs in Djibouti, as of December 2022	130

7.3. FOCUS BOXES

Focus box 1: Job Creation and Trade Development in South Sudan	31
Focus box 2: Saving for Transformation (S4T) promotes income diversification in Cuebiet County, South Sudan	35
Focus box 3: Migrants covered by the National Health Insurance Fund for the first time in Sudan – PROTECT Danish Red Cross.....	53
Focus box 4: EU-IOM JI.....	55
Focus box 5: Addressing security, justice and land issues through community conversations, JJP UNDP UNMPTF	60

Focus box 6: Establishing a free movement regime in the IGAD region (Free Movement IGAD).....	71
Focus box 7: Sudan and Europe - Creative Connections	82
Focus box 8: Somalia State and Resilience Building Contract.....	89
Focus box 9: SSRD WV is improving agricultural inputs through a market-based approach in Jur River County	106
Focus box 10: Dadaab and Kakuma-Kalobeyi future vision reports to inform human settlement and development (UN-Habitat, CRRF KE Self-Reliance project)	123

7.4. OUTCOME ANALYSES

Outcome analysis 1: Beneficiaries reporting changes in household income and employment – Aggregated outcome analysis.....	36
Outcome analysis 2: Building Opportunities for Resilience in the Horn of Africa – Cross-Border BORESHA DRC project – Final impact study.....	43
Outcome analysis 3: Food security and education – Aggregated outcome analysis.....	47
Outcome analysis 4: Migration management – Aggregated outcome analysis.....	57
Outcome analysis 5: Improved governance and conflict prevention – Aggregated outcome analysis	62

7.5. PHOTOS

Photo 1: Yar at her tea shop in Langdit	35
Photo 2: Historical timeline tool used in community conversations.....	60
Photo 3: A photo session conducted for a digital magazine in Sudan, Khartoum	82
Photo 4: Farmer (left) receives Ox-ploughs from agri-input dealer in Jur River County.....	107

7.6. MAPS

Map 1: Implementation areas of projects reporting positive outcomes related to employment.....	38
Map 2: Implementation areas of projects reporting relevant food security and nutrition outcomes.....	48